

Kicad schematic capture by Rocky Hill

Based on "Color Computer 2 NTSC Service Manual (26-3026 & 26-3027)" pp. 57

Tandy Corporation

Sheet: /cpu/

File: cpu.sch

Title: TRS-80 Color Computer 2 (26-3026 & 26-30267)

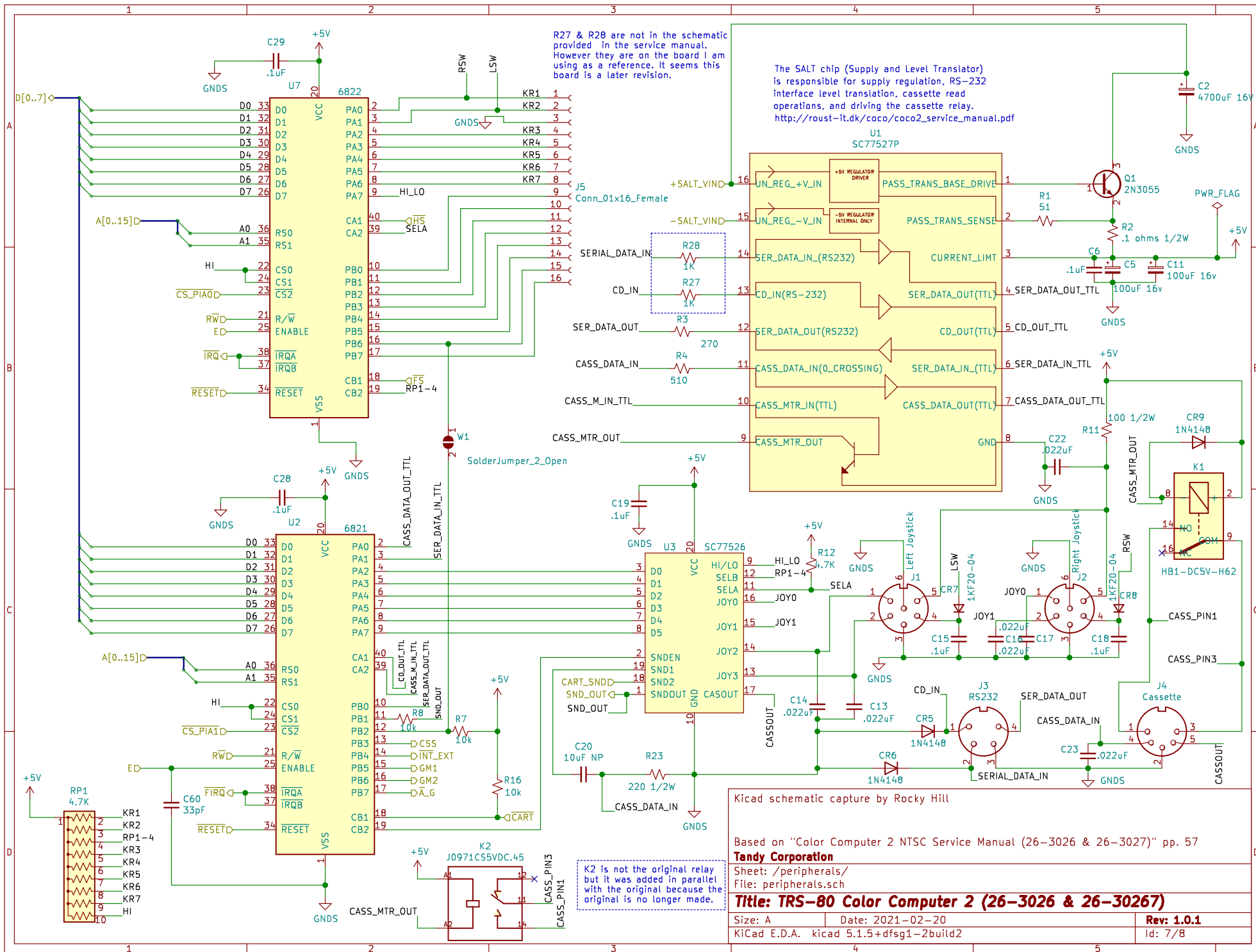
Size: A

Date: 2021-02-12

Rev: 1.0.1

KiCad E.D.A. kicad 5.1.5+dfsg1-2build2

Id: 4/8



Kicad schematic capture by Rocky Hill

Based on "Color Computer 2 NTSC Service Manual (26-3026 & 26-3027)" pp. 57

Tandy Corporation

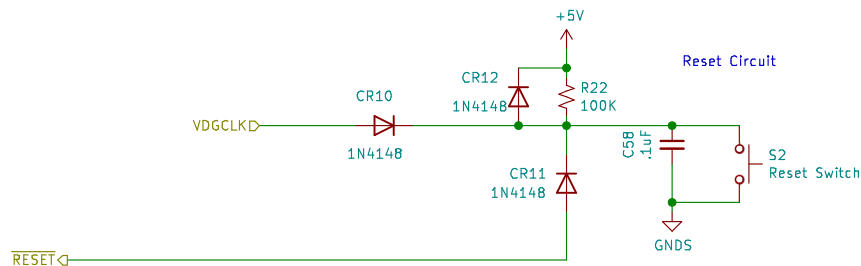
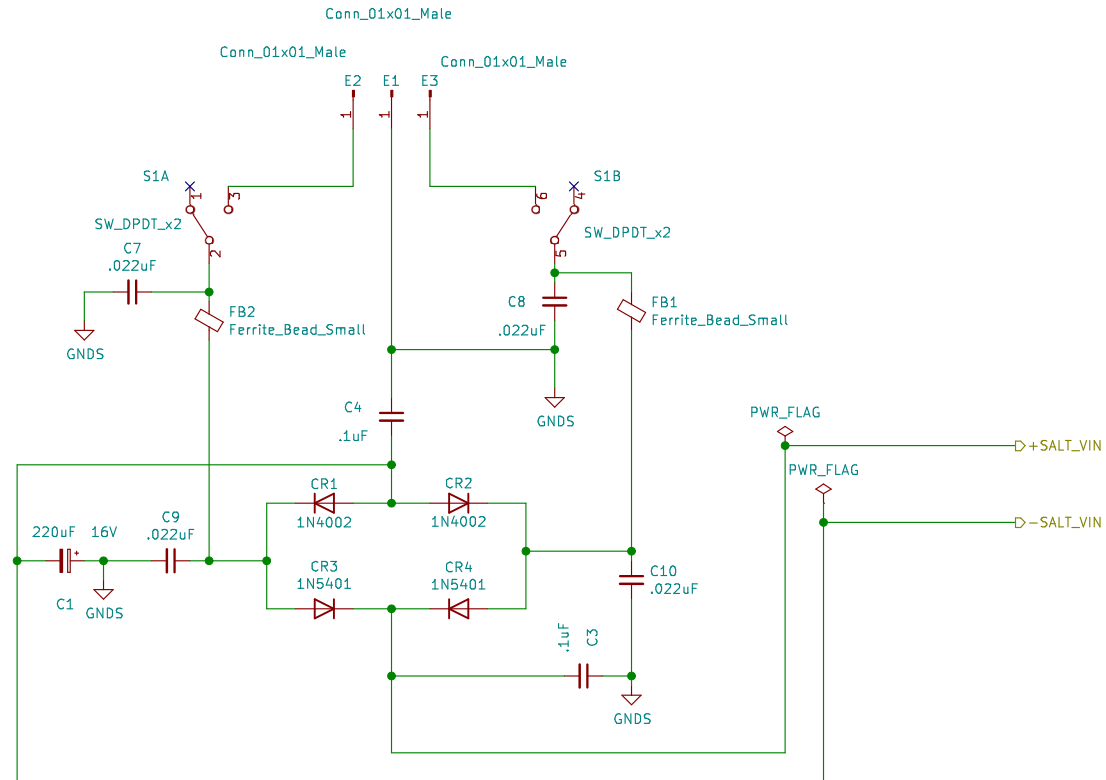
Sheet: /peripherals/
File: peripherals.sch

Title: TRS-80 Color Computer 2 (26-3026 & 26-30267)

Size: A Date: 2021-02-20
KiCad E.D.A. kicad 5.1.5+dfsg1-2build2

Rev: 1.0.1
Id: 7/8

E1 E2 & E3 are tabs to which
the transformer wires are attached to.



Kicad schematic capture by Rocky Hill

Based on "Color Computer 2 NTSC Service Manual (26-3026 & 26-3027)" pp. 57

Tandy Corporation

Sheet: /power/

File: power.sch

Title: TRS-80 Color Computer 2 (26-3026 & 26-30267)

Size: A

Date: 2021-02-12

Rev: 1.0.1

KiCad E.D.A. kicad 5.1.5+dfsg1-2build2

Id: 8/8