

COM RADIO—ctrl C, >>> increase high digits (<<< for decrease)
ctrl C, ctrl C, >>> increase low digits

NAV RADIO—ctrl N, 1 select NAV 1 for frequency changes
ctrl N, 2 select NAV 2
ctrl N, >>> increase high digits on selected NAV radio (<<< for decrease)
ctrl N, ctrl N, >>> increase low digits

ADF—ctrl A, >>> ctrl A 1, 2, or 3 times to select digits 1, 2, or 3

VORS OBS—ctrl V, 1 select VOR OBS 1
ctrl V, 2 select VOR OBS 2
ctrl V, >>> increase bearing (<<< for decrease)

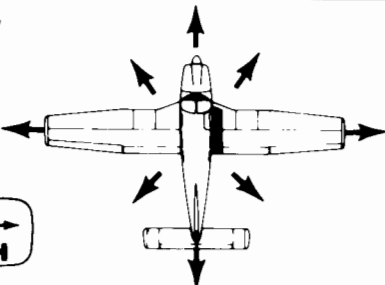
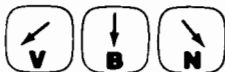
TRANSPONDER—press ctrl T one, two, three, or four times (rapidly) to select digits 1, 2, 3, or 4
ctrl T, >>> increase digit (<<< for decrease)
note: ctrl X is treated as ctrl T

RADIOS

To Select View
front—5, T
rear—5, B
left—5, F



VIEW
SELECTOR



RADAR



radar select—4
3-D view select—5
radar zoom in—4, >>>
radar zoom out—4, <<<

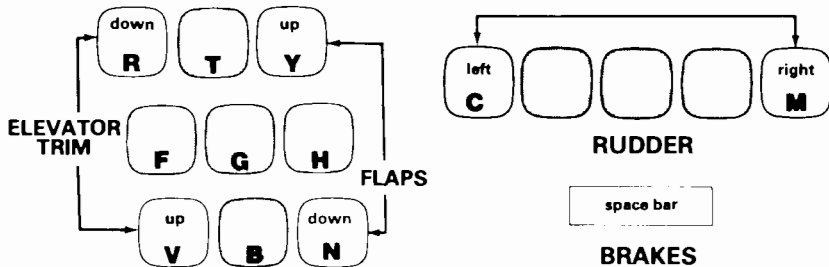
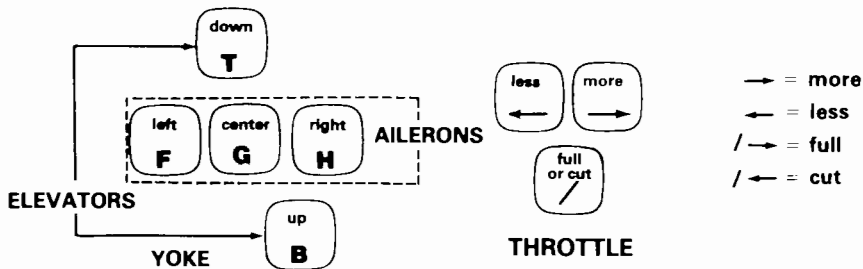
VIEWS

ctrl L—lights
ctrl B—altim adjust
ctrl D—heading indicator adjust
ctrl Z—save mode library to disk
ctrl X—read mode library from disk

F1—go into edit mode
P—pause (toggles between pause and run)
ctrl =—read mode from library (reset simulator)
ctrl S—save current flight parameters to mode library
F2—log in scenery disk

MISC

CC-FS2 FLIGHT REFERENCE CARD



CARB HEAT — ctrl I (i is for ice) toggles carb heat on and off

MAGNETOS — ctrl M, 1 off
ctrl M, 2 right
ctrl M, 3 left
ctrl M, 4 both
ctrl M, 5 start

FUEL TANK SELECT — ctrl F, < left tank
ctrl F, > right tank

FLIGHT CONTROLS

ENGINE