



How To PLAY

ROLL-A-WORD™

1. To see the sentences, press

A blue rectangular button with rounded corners and a red shadow, labeled "CLEAR" in black capital letters.

2. To choose a sentence, press

A blue rectangular button with rounded corners and a red shadow, labeled "ENTER" in black capital letters.

3. To see a new word family, press

A blue rectangular button with rounded corners and a red shadow, labeled "SPACE BAR" in black capital letters.

4. To see a picture, press




5. To spell a word, press



6. To put a picture in the sentence, press

A blue rectangular button with rounded corners and a red shadow, labeled "ENTER" in black capital letters.

MAKE A MACHINE




You need the following materials: two 3 x 5 index cards, a pencil, a ruler, a stapler, scissors, and lined paper. Follow the directions above.

The first rectangle contains the initial consonants. The second rectangle contains the word families. How many words can you make?

FROM ROLL-A-WORD

WORD CUBES



Trace each shape.
Write the letters in each box.
Cut out your shapes.
Fold along the lines.
Tape the sides together

to make your own cube.
Roll the cubes on a table.
Did you make a word?
Write each word that you
make with the cubes.


WHAT CAN YOU DO?



Everyone likes to do different things. Cut out pictures that show things you like. Paste them on large paper.

Write sentences that tell about what you like to do. Do you like to read, sing, play, draw, talk, or build?


BOX THE WORDS



bus




frog



fish



shoe



shirt




cup



whale



spoon



car



turtle



moon




star

Look at all these pictures. Some are the same kinds of things. Which ones go with each other? Write their names on a piece of paper. You can use the

same word more than one time. An example is:
Car goes with bus because they both move.
Car and cup both start with C.

TONGUE TWISTERS



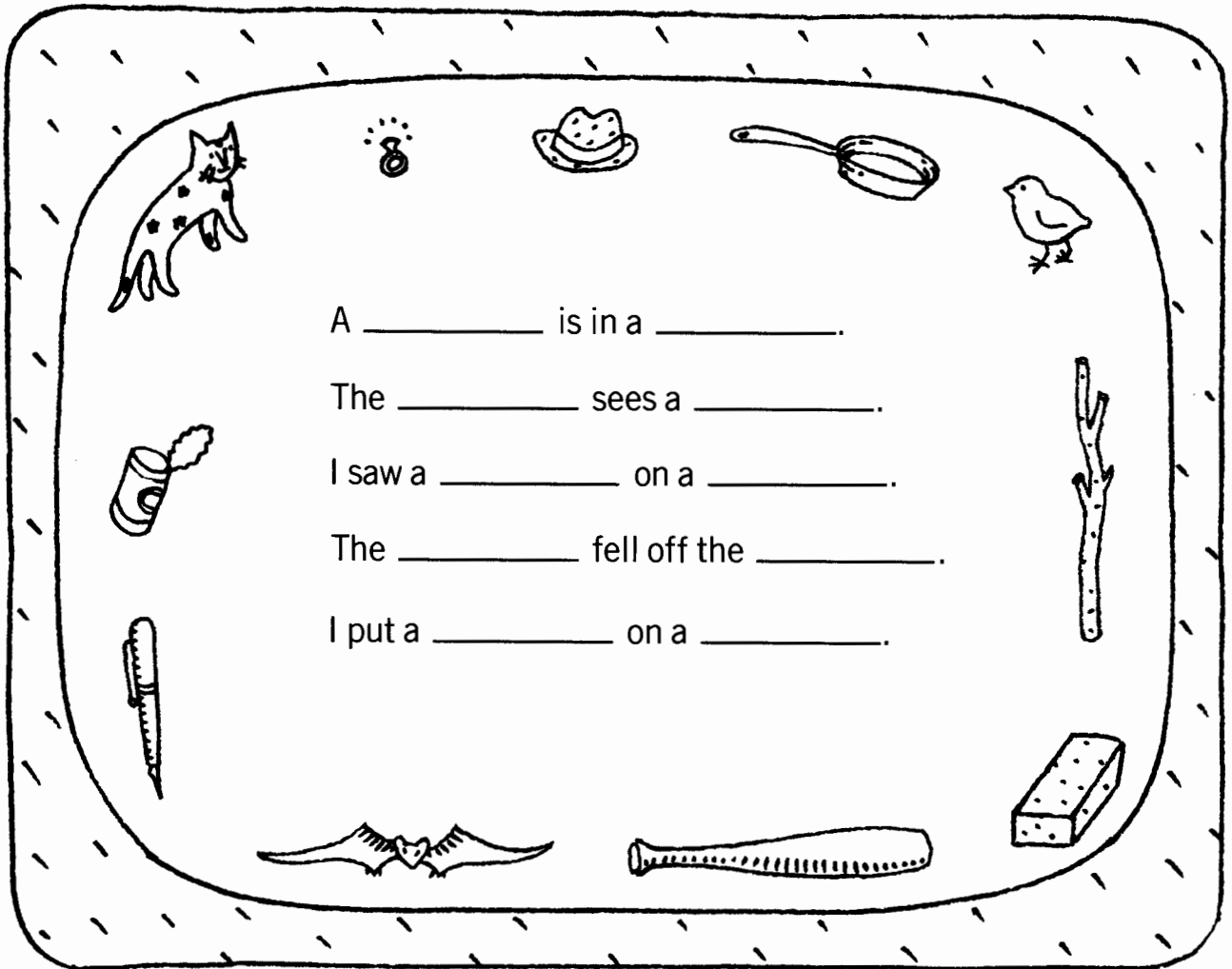
Jenny jiggles jelly.
If Jenny jiggles jelly,
Where is the jelly
Jenny jiggles?

Write a tongue twister with
your name, your pet's name or
your cousin's name!
Start with a sentence where all

the words begin with the
same letter.
Add the question, If?, then
add the question, Where?

Write-A-Word

Roll-A-Word is fun to play. You can play it on paper.




can	pan	cat	bat	hen	pen	stick	pick	king	swing
man	van	mat	hat	men	den	chick	brick	ring	wing

Write your own sentences.
Use these words.

Fill in each blank.
Draw a picture for each sentence.

All In The Family

There are many things in Word Town. Look at the houses.
One is for the -ake family, the -at family, and the -ock family.



Look at the things in Word Town.


Cut them out.

Paste the pictures in the right house.

Write their names on the family sign.

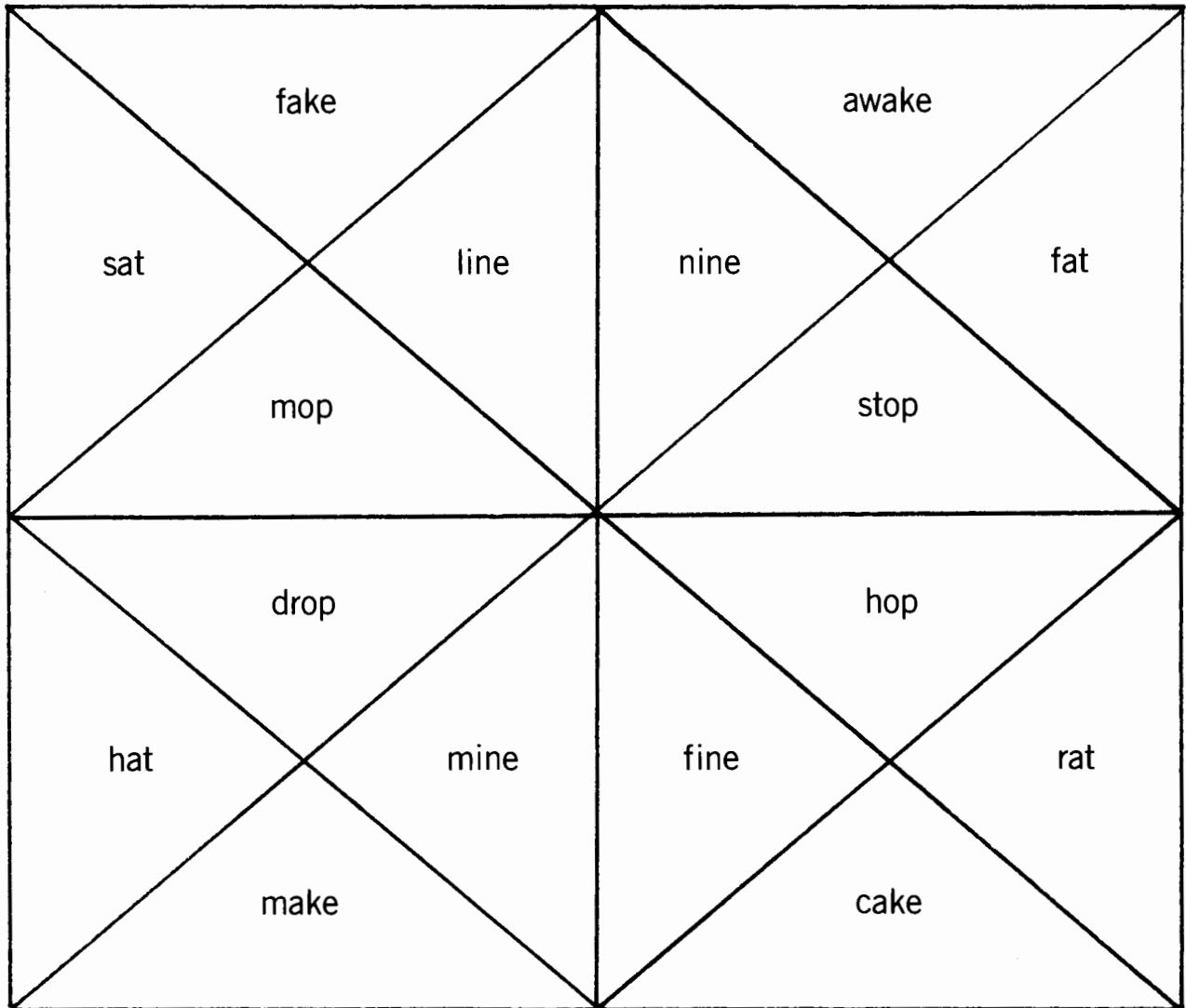
Here are the names for each one.

cake	lock	clock	lake	rake
hat	snake	cat	sock	bat



Word Patterns

Some words rhyme with other words. You can make a colorful picture by matching words that rhyme.



Find the words that rhyme with bake.
Color them red.
Find the words that rhyme with bat.
Color them blue.

Find the words that rhyme with pop.
Color them purple.
Find the words that rhyme with pine.
Color them yellow.

What's What?

Some words tell us something about other words.

The sun is hot. A flower is pretty. Grass is green.



cold



hot




round



big



green



dark



small



Draw a line from the picture to the word that tells about it. Now pick four things that you know. What are they? Write about them on these lines:

The _____ is _____. The _____ is _____.

The _____ is _____. The _____ is _____.

Rhyme Time

Words that end in the same sound rhyme.

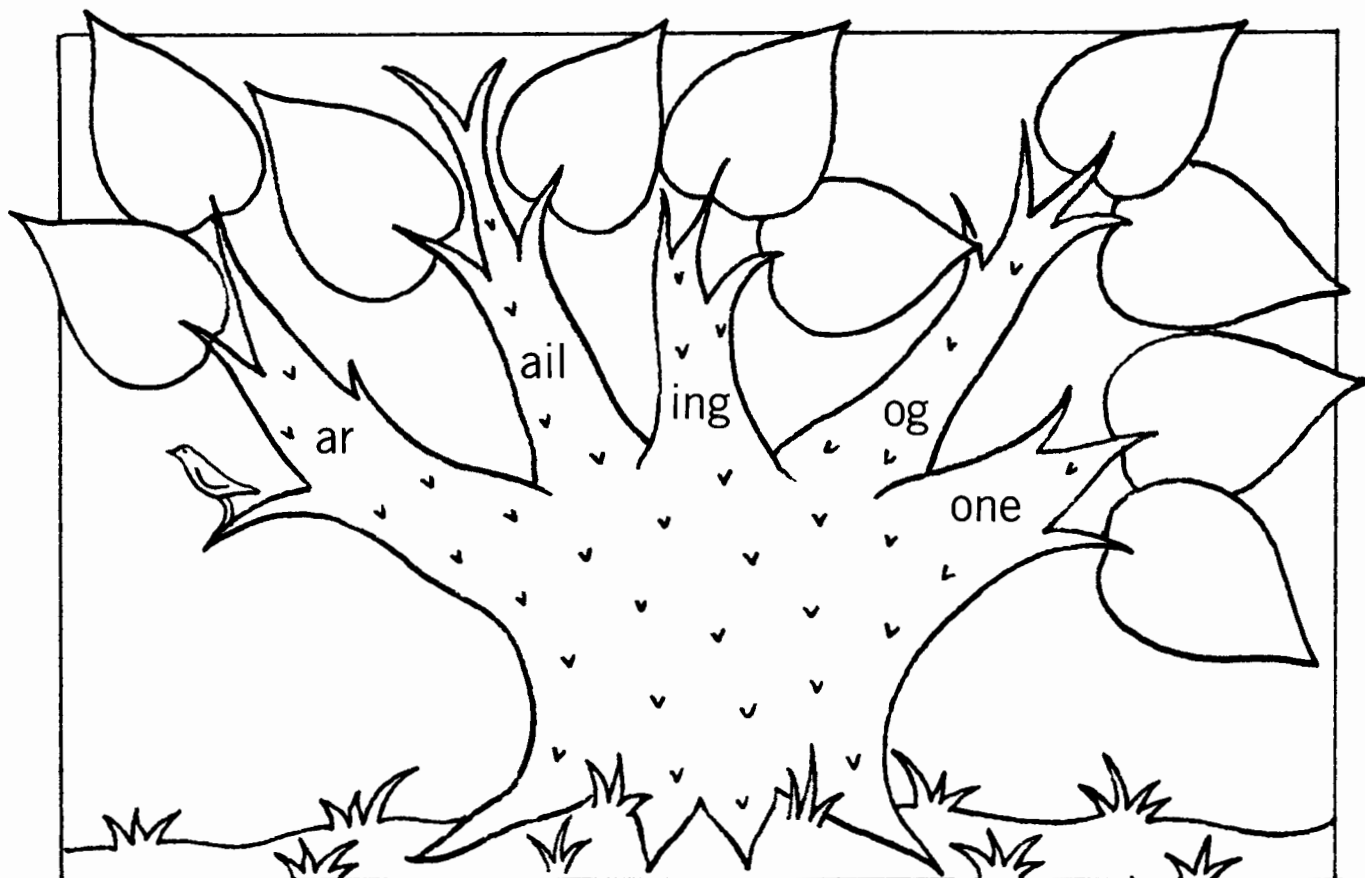


Listen to the sounds that a group
of words makes: cat, hat, bat, sat, fat.
They are in the same word family.
Now look at these pictures.

Say the word for each picture.
Draw a line between two pictures
that rhyme.
How many pairs can you find?

Your Word Tree

Here is a word tree. The branches of the tree show word families.



Cut out the pictures.


Paste each picture on a leaf.

Make sure the picture is

in the right word family.

Then, write the word for each picture
on these lines.

_____	_____	_____	_____	_____
_____	_____	_____	_____	_____



Picture This

Words help us see things. Finish each sentence. Cut out a picture. Paste the picture in the blank.

jam.

The clam ate the

ram.

chick.

The stick is behind the

cake.

brick.

A snake jumped in the

lake.

hog.

A dog met a

rat.

frog.

The hat is on the

mat.

Now write your own sentences on a piece of paper.

You have five pictures left. Use each one in a sentence.



Word Garden

You can help the flowers in this garden grow. Plant a letter on each one. How many words can you make?



Look at the word family on each flower. Add a letter in each blank to make a word.

At The Yard Sale

Someone is moving away. There is a yard sale on the grass.



What do you see at the yard sale? Write the words by adding letters.

The word endings may help you.

In the yard there was a _ an.

Next to it, there was a cowboy _ at.

Then there was the kitchen _ ink.

There was a _ ot on the stove.

There was a fishing _ ine and _ ook.

There was a soft _ ug with dots.

There was a funny flag from _ amp.

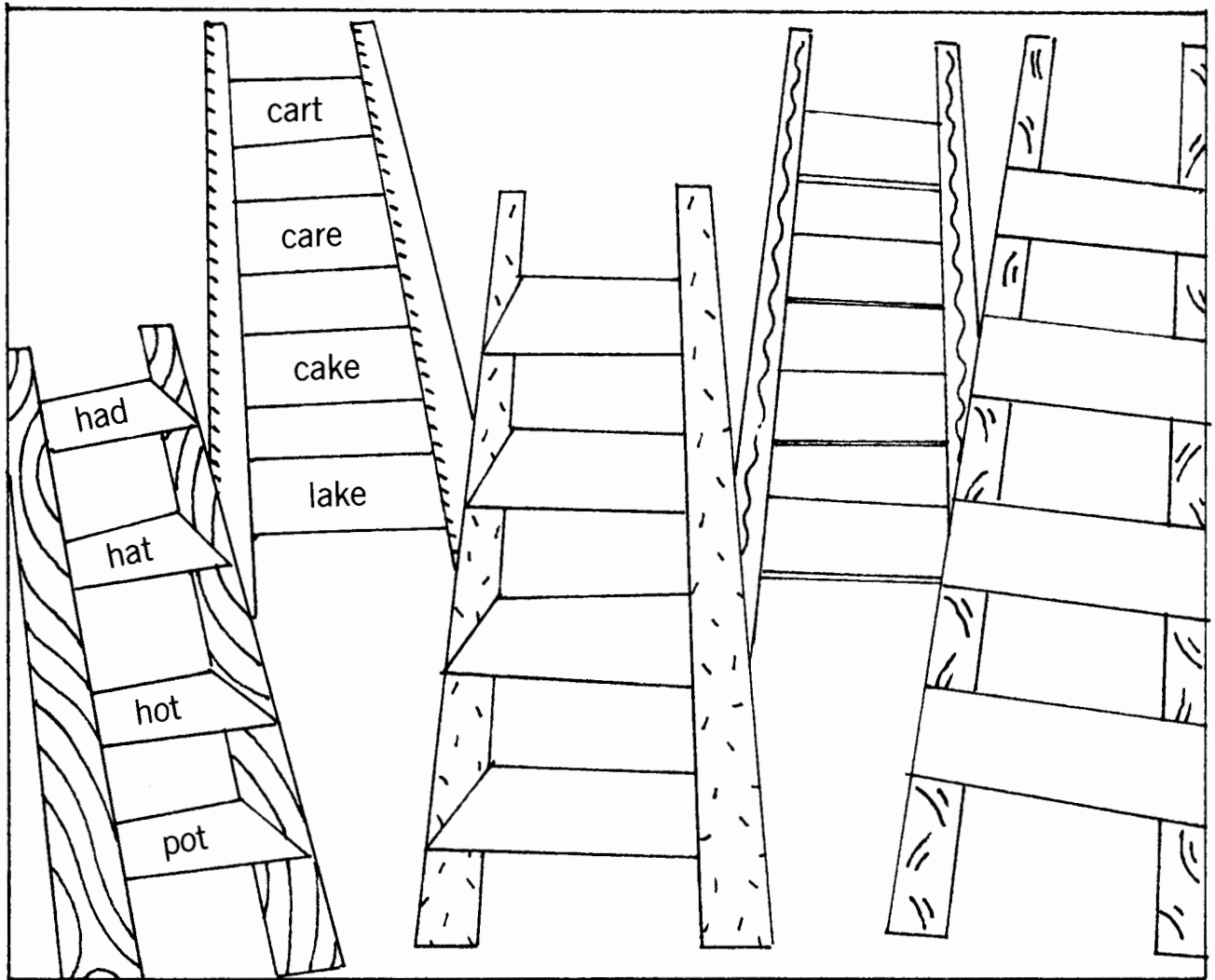
A pet _ ake lived in the bowl.

On top of the table, there was a _ _ ip.

Near the sink, there was a pair of _ _ ogs.

Word Ladders

Word ladders are fun. The steps are made of words.
Each step shows us a different one. Look at these word ladders.



Fill in the ladders. Pick a word.
Write it on the first step of the ladder.
Next, change one letter of that word.

Make a second word. Write it.
Now, change one letter again.
Make a third word.

MAKE A WORD,

Roll-A

CONSONANTS

WORD FAMILIES



run



fog



win



spill



MAKE A RHYME

WORD

pop



skip



snack



sip









trick



PICTURES

PLAYERS



hot



flake



hug



flip




sat



sing



Illustrated by Steven Guadagnoli





Radio Shack

© 1983 CTW.

