

C&W™
CHILDREN'S COMPUTER WORKSHOP
AN ACTIVITY OF
CHILDREN'S TELEVISION WORKSHOP



Radio Shack®

How To PLAY

BAGASAURUS™

TO PICK UP WORDS AND PICTURES

- * Read the question on the screen.
- * Use the Joystick.
- * Move Bagasaurus to a right answer.
- * Press ENTER.
- * Press **SHIFT** **↑** to see a story.

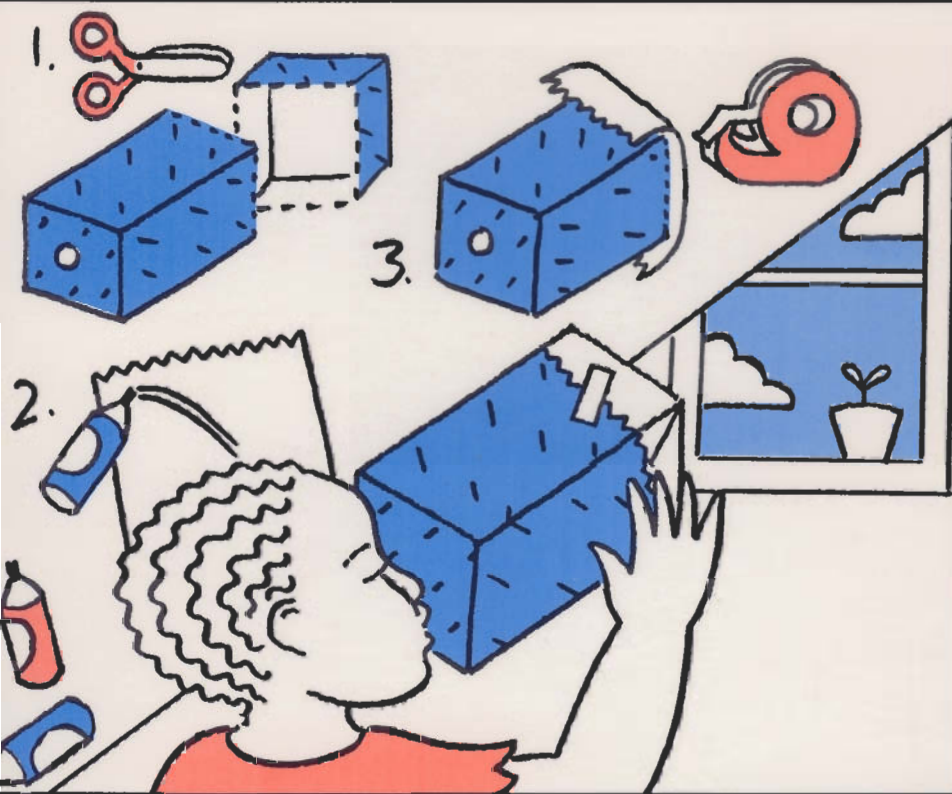


TO SEE YOUR WORDS AND PICTURES

- * Use **→** to move to the next underlined word.
- * Use **←** to move backward to an underlined word.
- * Press ENTER to change an underlined word to a new word and back again.
- * Press **SHIFT** **↑** to end.



SEE THE WORLD




You went to many places with Bagasaurus. Make a picture box of one. Here's how: Get a small box. Cut off one end of the box. Cut out an eye hole in the other end of the box.

Draw a scene on waxed paper. Use crayons or markers. Tape your picture to the open end of the box. Hold the box up to the light. Look through the eye hole.

FROM BAGASAURUS

PACK A TRUNK




Pack a trunk for Bagasaurus. What things would you put in the trunk? You can bring some silly things and some helpful things. Get a piece of blank paper.

Trace the picture of Baggy's trunk onto your paper. Then, cut out or draw things that Baggy needs. Put them in the trunk.

FROM BAGASAURUS

MAKE CUT-UPS



Did you ever want to make your own puzzle? Here is how:
Find a big colorful picture in a magazine. Cut it out.
Paste your picture on a piece

of cardboard or heavy paper. Now, cut your picture into 6 pieces. Scramble the puzzle pieces. Ask your friend to put the puzzle together.

FROM BAGASAURUS

DINO-MITE!



Long ago, real dinosaurs
lived on the Earth.
All dinosaurs did not look
the same. Some had horns.
Some had pointy tails.
Some flew in the sky.

Some swam like fish.
Find out more about dinosaurs.
Look at dinosaur pictures.
Make a model of a dinosaur.
Use clay, cardboard, or wood.
Share your work with a friend.

FROM BAGASAURUS

UP-DOWN, IN-OUT



The word **OPPOSITE** means two words which tell different things. How many opposite words do you know?

Make a book of opposites.

Get several sheets of paper.

Fold each sheet in 2 parts.

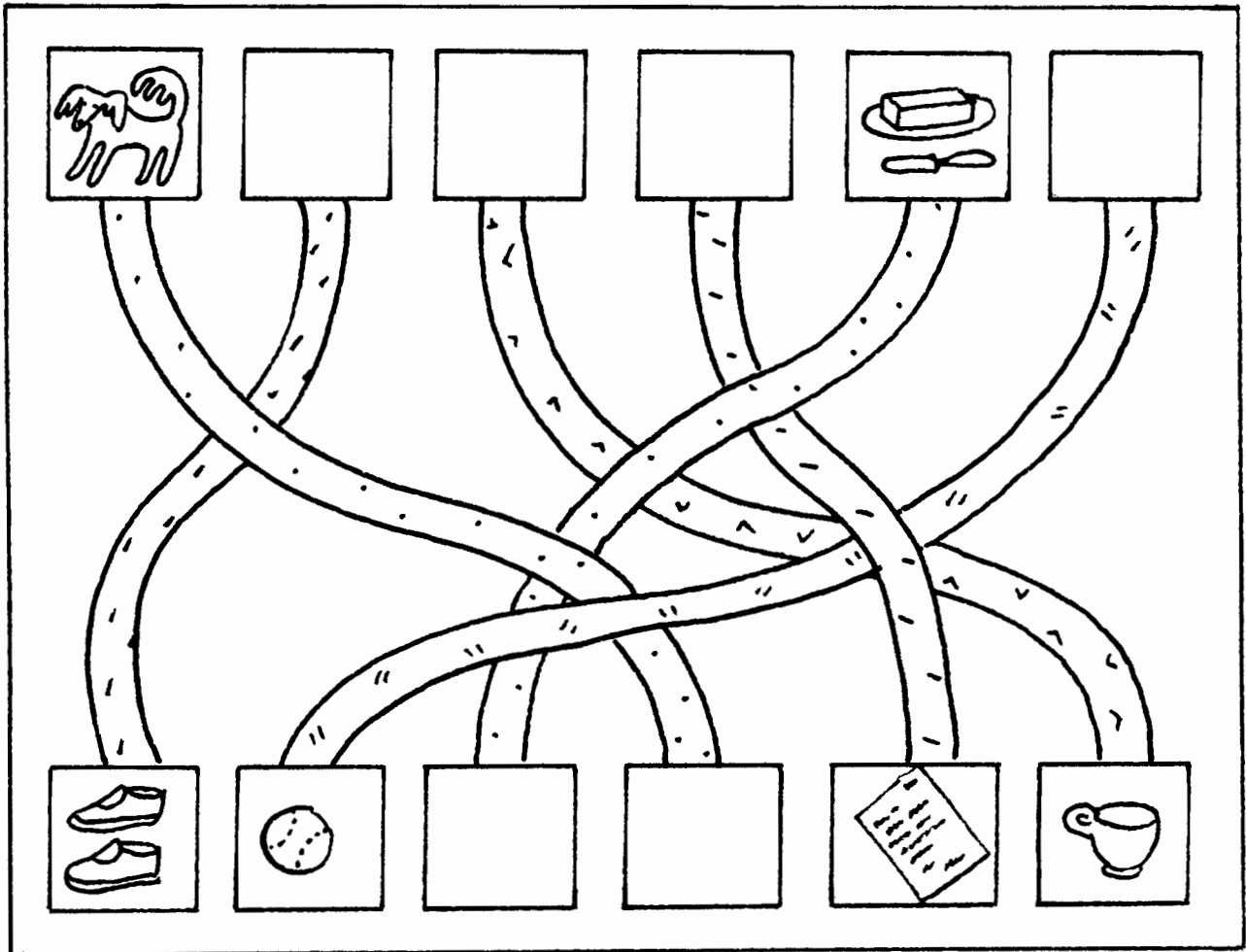
Paste a picture in one part.

Paste a picture which shows the opposite in the second part.

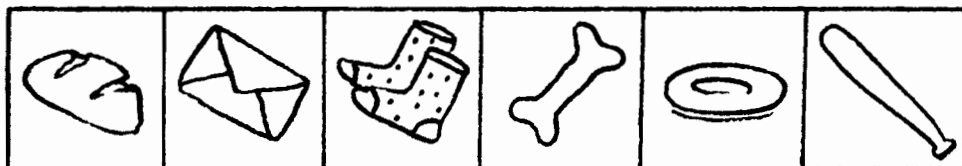
Write the word for each one of the pictures.

Make A Match

A pair is a set of things which are used together.
Pencil and paper make a pair. How many pairs do you know?















Look at the pairs. One part of a pair is at each end. Find a picture to finish the pair.
Cut it out. Paste it at the end of the right path.




Three Of A Kind

Some things go with other things. A doll, a kite and a ball go together. They are toys. Can you find a picture that goes in each row?

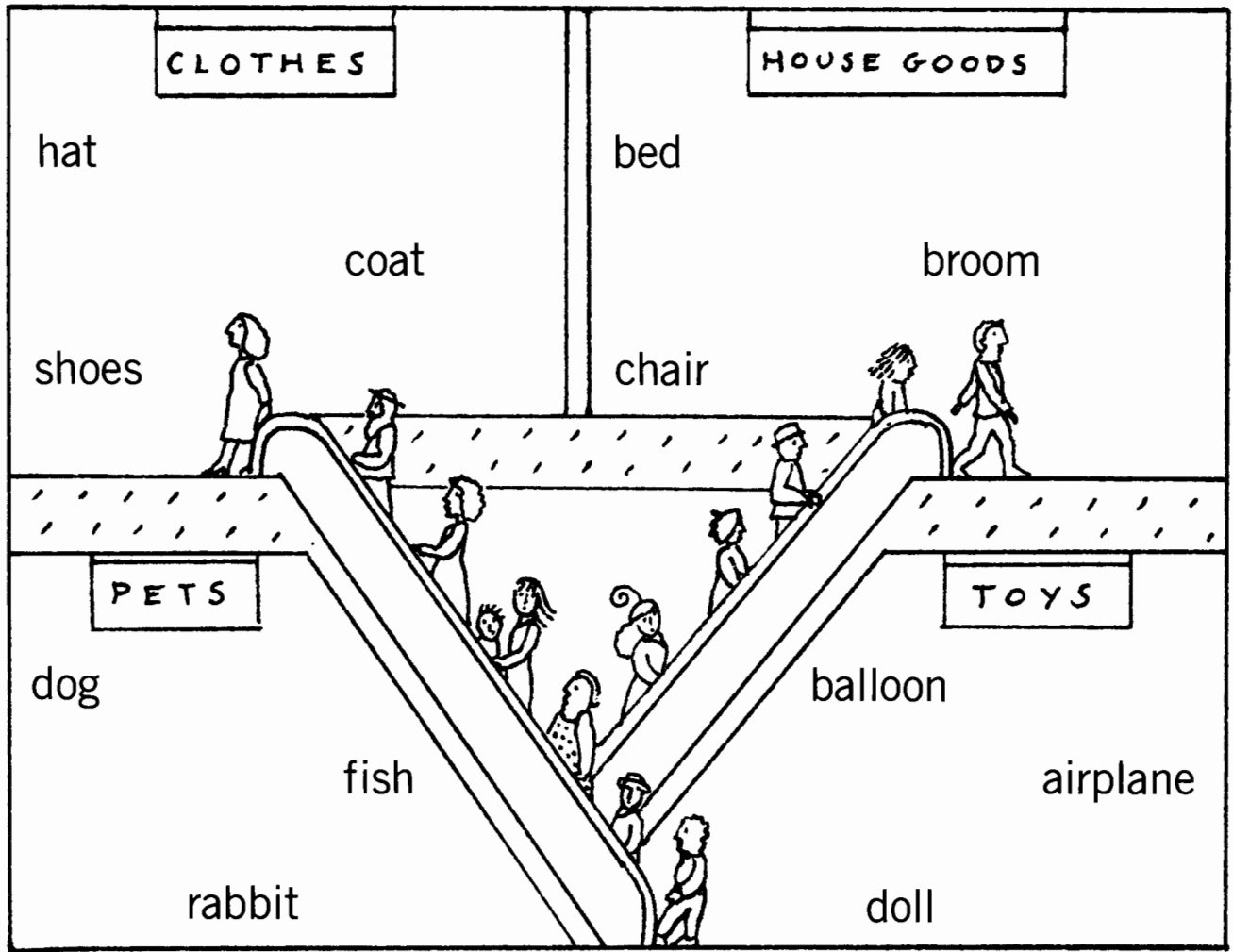
	
	
	
	
	
	

Look at these pictures. Find a picture that goes with two others. Cut it out. Paste the picture next to the others it matches.




The Big Store

This store has many things in it. Each part is different.
Look around the store. What do you see?



















Read the words in each part of the store. Find a picture that matches each word.
Cut it out. Paste the picture on the word.



What Belongs?

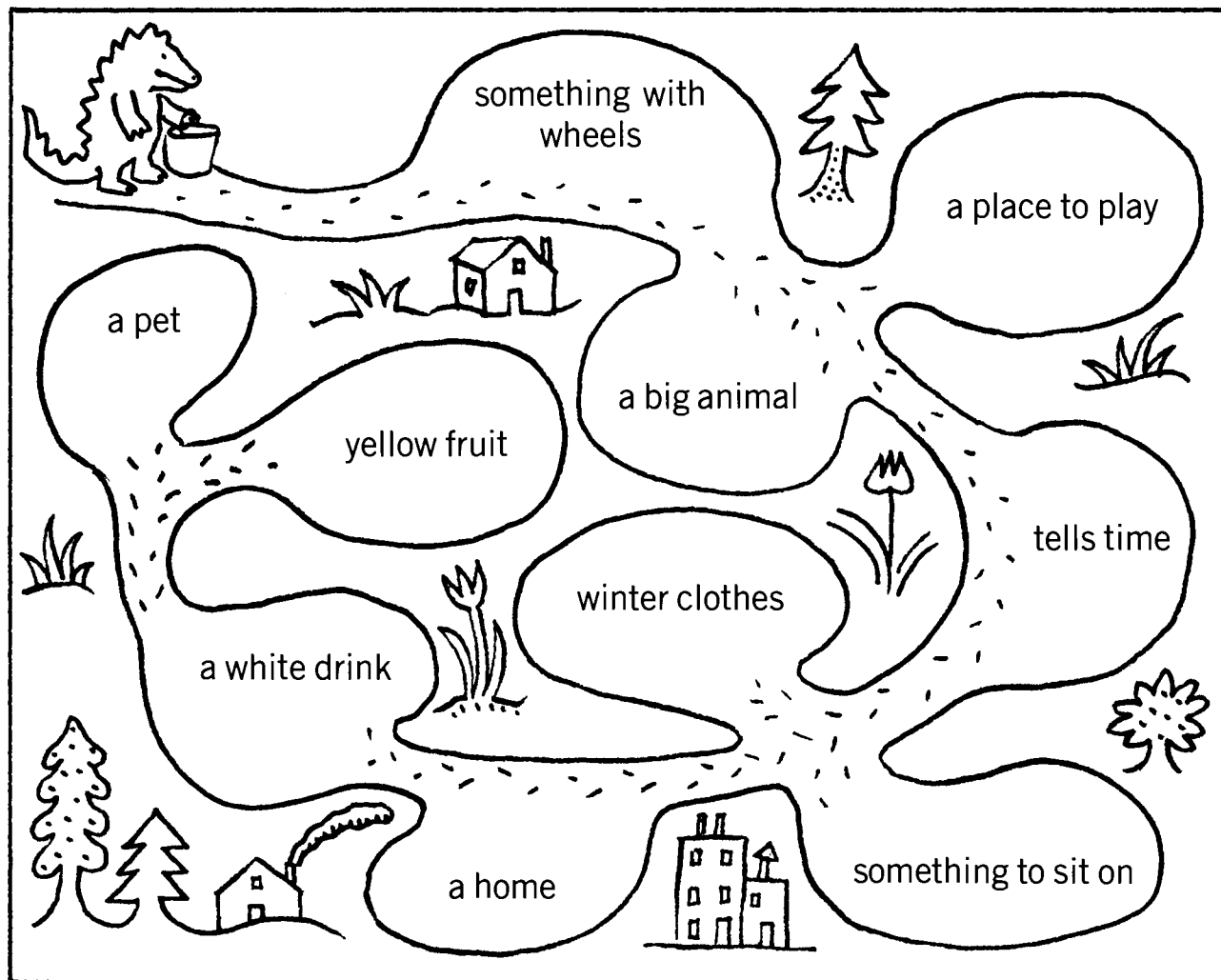
Some things go together. The sun and moon do.
They are in the sky. Some things do not go together.

<p>farmer</p>  <p>dancer</p>  <p>cowboy</p>  <p>snowman</p> 	<p>car</p>  <p>truck</p>  <p>bus</p>  <p>broom</p> 
<p>tiger</p>  <p>chicken</p>  <p>pig</p>  <p>cow</p> 	<p>egg</p>  <p>corn</p>  <p>clock</p>  <p>apple</p> 


Look at the pictures in each box. One picture does not go with the others. Find it.
Circle the picture that does not belong.

Picture Path

Bagasaurus is taking a walk. There are many things to see on the trip. You can help Bagasaurus pick up many things.

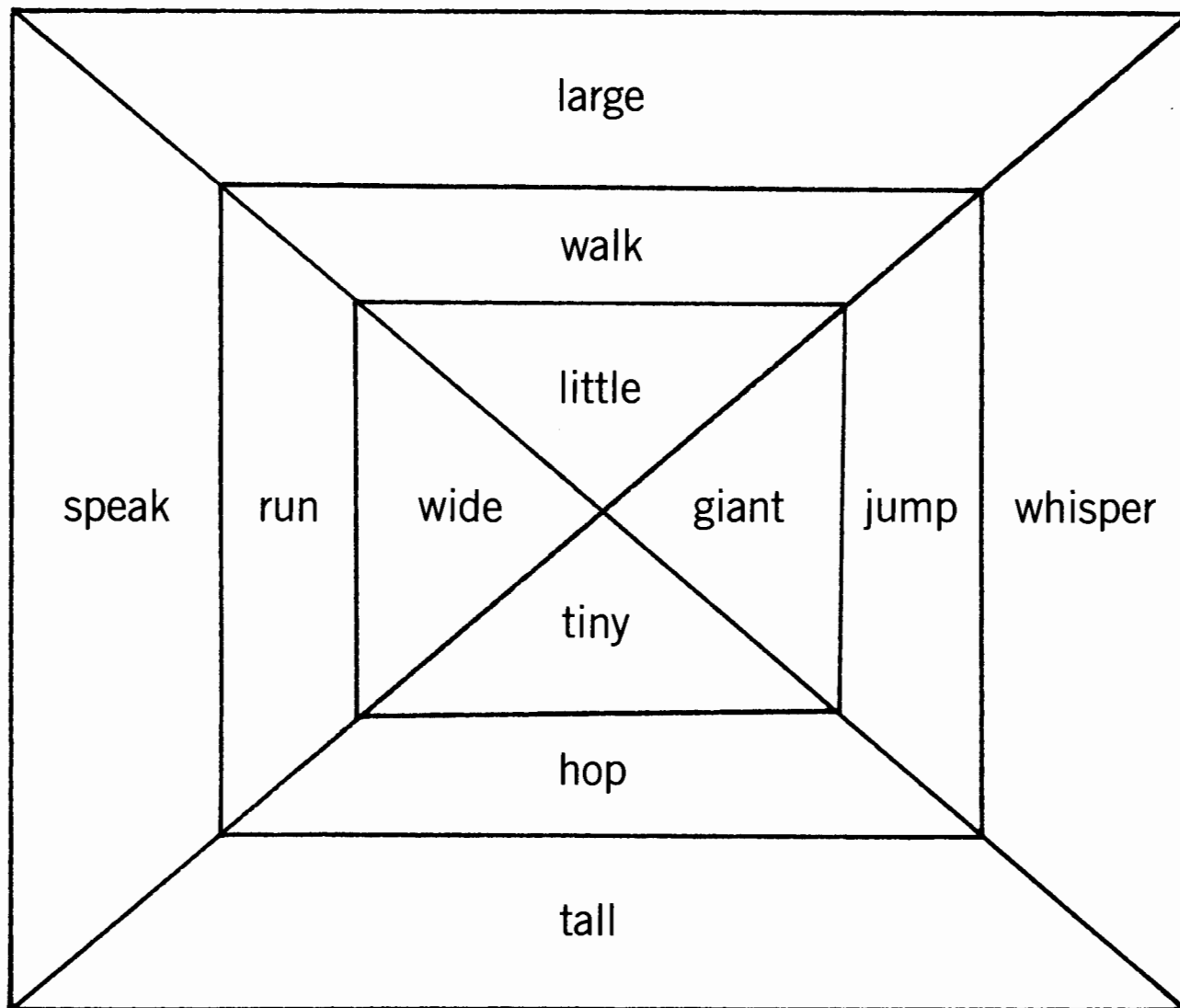


Go for a walk with Bagasaurus. What do you see? Cut out each picture. Paste the picture on the words that tell about it.



Word Rainbow

Two words can mean the same thing. Friend and pal do.
Both words mean someone you like. Find words that mean the same thing.




Find other words that mean big.
Color them blue.
Find other words that mean go.
Color them red.

Find other words that mean small.
Color them yellow.
Find other words that mean talk.
Color them purple.

Baggy Bags It!

Bagasaurus is going on a trip. There are many things to pick up along the way. Can you help Bagasaurus find them?



Find a picture of a thing that holds lunch.
Color it red.

Put an x on a green animal that hops.

Circle the thing that goes with car.

Put a ☐ around a farm animal.









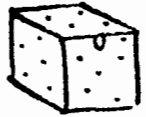







Find a picture that begins with letter Q.
Color it yellow.

Put a ✓ on the word that
rhymes with like.

Put a ☐ around a breakfast food.

Odd Couples

Some words mean very different things. Hot and cold are different. Up and down are different. Those words are opposites.


 _____	 old	 _____	 day	 _____	 sad
 _____	 little	 _____	 open	 _____	 down
 _____	 cold	 _____	 under		

Look at each pair of pictures. They are different from each other. Write the word that is missing under each picture. Use these words.


young over night big hot happy shut up

At The Zoo


This zoo has four big rooms. Animals that move in the same way live in the same room. How do these animals move?




Animals That Fly



Animals That Walk On Two Legs



Animals That Run On Four Legs



Animals That Crawl Or Swim



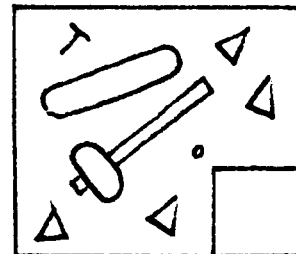





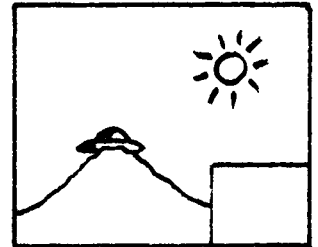







Look at each picture of an animal.
How does it move?
Look at each room.

Decide where the animal goes.
Cut out each picture.
Paste it in the right room.



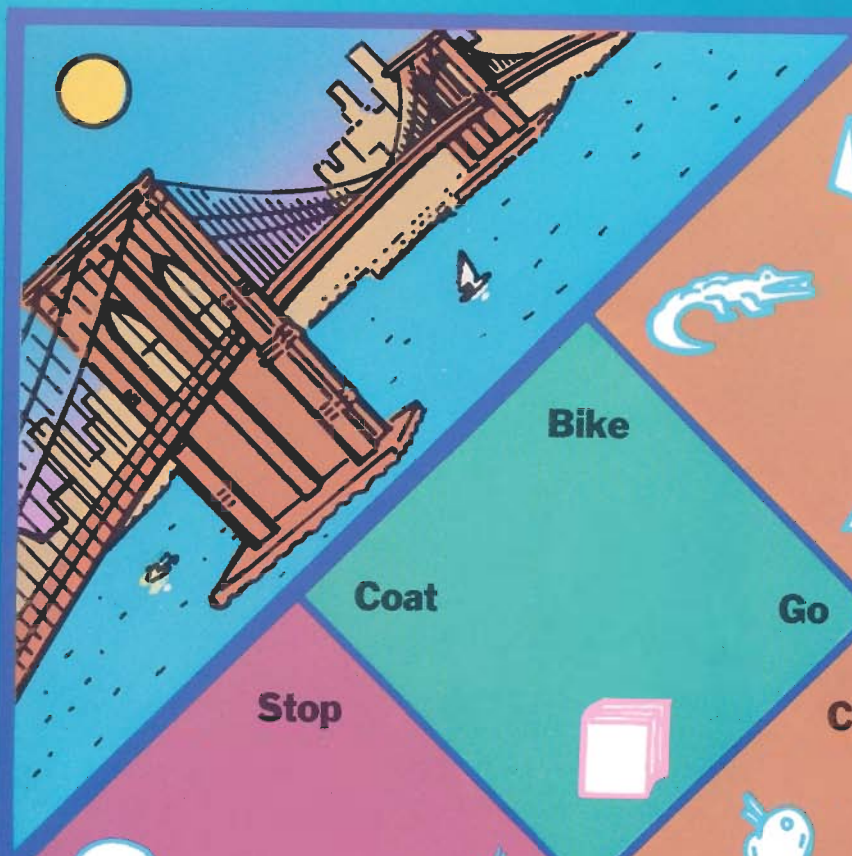
Scrambled Scene

These pictures are all mixed up. Can you put the pictures in the right order? Look at each picture before you start.



Look at each row of pictures.
Decide which picture happens first.
Put a number 1 in its little box.

Which picture comes next?
Put a 2 there. Then put a 3 and 4
to show what happens next.



Bike

Coat

Stop

Go

Laugh

Clean

Dry

Wet

Work

Come

Button

Milk

Wash

Balloon

Cry

BAGAS

Boat



Early



Cup



Left



Right

Water

Drink



Block



Ball

Swing

Nest



Box



Rock

Stone




Blue

Tire



SAURUS™





Illustrated by Ron Lieberman

Ron Lieberman

