

Serving the CoCo Community for

The

RAINBOW[®]

10
YEARS

THE COLOR COMPUTER MONTHLY MAGAZINE

November 1990 Vol. X No. 4

Canada \$4.95 U.S. \$3.95

Communications

Get Connected

Discover the world of modems

Investigate terminal
software

Graphics
games
and
more



From Computer Plus to YOU...

PLUS after PLUS after PLUS



Tandy 1400 HD \$1029*
Tandy 102 32K \$349*
Tandy WP-2 \$249*



Color computer 3
w/128K Ext. Basic \$89*



Tandy 1000 RL \$499
Tandy 1000 TL/2 \$759*



DMP-134 \$219*



Color Computer Disk Drive
Drive 0 \$239 Drive 1 \$149



TandyFax \$759

BIG SAVINGS ON A FULL COMPLEMENT OF RADIO SHACK COMPUTER PRODUCTS

COMPUTERS

Tandy 1000 HX 1 Drive 256K	259.00 *
Tandy 1500 HD 1 Drive 640K	1579.00
Tandy 2500 XL 1 Drive 1 Meg	1119.00
Tandy 2800 HD 1 Drive 1 Meg	1699.00 *
Tandy 1100 FD 1 Drive 640K	599.00 *

PRINTERS

Radio Shack DMP-107 120 CPS	219.00
Radio Shack DMP-302 270 CPS	469.00
Radio Shack DMP-134 160 CPS	219.00 *
Radio Shack DWP-230 Daisy Wheel	179.00
Tandy LP-950 Laser Printer	1299.00
Tandy OMP-240 192 CPS 8 color	415.00
Panasonic KXP 1180 192 CPS	199.00 *
Panasonic KXP 1191 240 CPS	259.00 *
Panasonic KXP 1124 192 CPS	329.00 *
Okidata 320 300 CPS	369.00
Okidata 390 270 CPS 24 Wire HD	515.00
OKI Laser 400 4PPM	999.00

MODEMS

Radio Shack DCM-6	52.00
Radio Shack DCM-7	85.00
Practical Peripheral 1200 Baud	149.00
Practical Peripheral 2400 Baud	179.00

COLOR COMPUTER MISC.

Radio Shack Drive Controller	79.00 *
Extended Basic Rom Kit (28 pin)	14.95
64K Ram Upgrade Kit (2 or 8 chip)	39.00
Radio Shack Deluxe Keyboard Kit	24.95
HI-RES Joystick Interface	8.95
Color Computer Deluxe Mouse	44.00
Multi Pak Pal Chip for COCO 3	14.95
COCO 3 Service Manual	29.95
Serial to Parallel Converter	59.95
Radio Shack Deluxe Joystick	19.95
Magnavox 8135 RGB Monitor	299.00
Magnavox Green or Amber Monitor	99.00
Radio Shack CM-8 RGB Monitor	159.00 *
Radio Shack VM-4 Green Monitor	99.00
PBJ OK COCO 3 Upgrade Board	24.95
PBJ 512K COCO 3 Upgrade	99.00
Tandy OK COCO 3 Upgrade Board	29.95
Tandy 512K COCO 3 Upgrade	129.00

COLOR COMPUTER SOFTWARE

The Wild West (COCO 3)	25.95
Worlds of Flight	34.95
Mustang P-51 Flight Simul.	34.95
Flight 16 Flight Simul.	34.95

COCO Util II by Mark Data	39.95
COCO Max III by Colorware	79.95
Max 10 by Colorware	79.95
AutoTerm by PXE Computing	29.95
TW-80 by Spectrum (COCO 3)	39.95
TeleWriter 64	49.95
TeleWriter 128	79.95
Elite Word 80	79.95
Elite Calc 3.0	69.95
CoCo 3 512K Super Ram Disk	19.95
Home Publishing by Tandy (CoCo 3)	35.95
Sub Battle Sim. by Epyx (CoCo 3)	26.95
Thexder by Sierra (CoCo 3)	22.45
Kings Quest III by Sierra (CoCo 3)	31.45
Flight Sim. II by SubLogic (CoCo 3)	31.45
OS-9 Level II by Tandy	71.95
OS-9 Development System	89.95
Multi-View by Tandy	44.95
VIP Writer (disk only)	69.95
VIP Integrated Library (disk)	149.95

Prices are subject to change without notice. Please call for shipping charges. Prices in our retail store may be higher. Send for complete catalog.

*Sale prices through 11-30-90

**CALL TOLL FREE
1-800-343-8124**

- LOWEST POSSIBLE PRICES
- BEST POSSIBLE WARRANTY
- KNOWLEDGEABLE SALES STAFF
- TIMELY DELIVERY
- SHOPPING CONVENIENCE



computer plus

P.O. Box 1094
480 King Street
Littleton, MA 01460

SINCE 1973

IN MASSACHUSETTS CALL (508) 486-3193

Features

- 10**
Stevedores!
 Grant Bloedow
When the longshoremen's call beckons, try your hand . . .
- 12**
A Brief Introduction to Modems
 Gary C. Kessler
Sorting out bits and bauds in your quest for communications
- 32**
The Assembly Line Part VI: The Turing Bus
 William P. Nee
An imaginary machine comes to life

- 46**
Going Online: Primed and Ready
 Tony Olive
A first-timer's view
- 48**
Displaying Picture Files, Part II
 Tim Kientzle
Run-length decoding techniques and displaying images with OS-9 Level II
- 56**
Music Catalog
 Giancarlo Pilot
An instrumental program for tracking your tunes

- 62**
Terminal Entries
 Jim Issel
Get a handle on some current communications programs

Novices Niche

- 26**
Your Age in Days
 Richard Barberian
- 36**
Adding Machine
 Ernie Thompson
- 52**
Pop-Up Menus
 Douglas Liming
- 60**
Laser Cycles
 Robert Rogers

- 75**
Peeking at 135
 Keiran Kenny

Departments

- Advertisers Index _____ 95
 Back Issue Info _____ 23
 The Intercom _____ 86
 Letters to Rainbow _____ 4
 Received & Certified _____ 82
 Submitting Material _____ 52
 Subscription Info. _____ 36

Columns

- 40**
Barden's Buffer
 William Barden, Jr.
CoCos and laser jets
- 24**
CoCo Consultations
 Marty Goodman
Just what the doctor ordered
- 58**
Delphi Bureau
 Eddie Kuns
New Delphi rates, plus the database report



The cassette tape/disk symbols indicate that the program listings with those articles are on this month's RAINBOW ON TAPE and RAINBOW ON DISK. Those with only the disk symbol are not available on RAINBOW ON TAPE. For details check the RAINBOW ON TAPE and RAINBOW ON DISK ad on page 94.

- 54**
Education Notes
 Steve Blyn
Check your calendar
- 27**
KISSable OS-9
 Dale Puckett
Automating the online experience
- 8**
Print#-2
 Lonnie Falk
Editor's notes

- 66**
Wishing Well
 Fred Scerbo
CoCo tours the states

Product Reviews

- In the Limelight**
The Quest for Thelda/Sundog Systems _____ **83**
- Baby BASIC/Danosoft** _____ **71**
CEBBS 2.1/KB Enterprises _____ **72**
Firespire/SPORTSware _____ **78**
Games Pack I/Eversoft Games, Ltd. _____ **81**
Grafix Disk Package/T&D Subscription Software _____ **76**
Labelbase/Constellation Computer Consultants _____ **80**
Mind-Roll/Epyx _____ **72**
Rampage/Activision _____ **73**
Sprite-BASIC/Supersoft, Inc. _____ **78**
The Wiz/Frank Hogg Laboratory _____ **75**
Zenix/GOSUB Software _____ **71**

THE RAINBOW is published every month of the year by FALSOFT, Inc., The Falsoft Building, 9509 U.S. Highway 42, P.O. Box 385, Prospect, KY 40059, phone (502) 228-4492. THE RAINBOW, RAINBOWeast and THE RAINBOW and RAINBOWwest logos are registered trademarks of FALSOFT, Inc. • Second class postage paid Prospect, KY and additional offices. USPS N. 705-050 (ISSN No. 0746-4797). POSTMASTER: Send address changes to THE RAINBOW, P.O. Box 385, Prospect, KY 40059. Authorized as second class postage paid from Hamilton, Ontario by Canada Post, Ottawa, Ontario, Canada. • Entire contents copyright © by FALSOFT, Inc., 1990. THE RAINBOW is intended for the private use and pleasure of its subscribers and purchasers and reproduction by any means is prohibited. Use of information herein is for the single and use of purchasers and any other use is expressly prohibited. All programs herein are distributed in an "as is" basis, without warranty of any kind whatsoever. • Tandy, Color BASIC, Extended Color BASIC and Program Pak are registered trademarks of the Tandy Corp. • Subscriptions to THE RAINBOW are \$21 per year in the United States. Canadian rates are U.S. \$38. Surface mail to other countries is U.S. \$68, air mail U.S. \$100. All subscriptions begin with next available issue. • Limited back issues are available. Please see notice for issues that are in print and their costs. Payment accepted by VISA, MasterCard, American Express, cash, check or money order in U.S. currency only. Full refund after mailing of one issue. A refund of 10/12ths the subscription amount after two issues are mailed. No refund after mailing of three or more magazines.

Editor and Publisher
Lawrence C. Falk

Managing Editor Cray Augsburg
Associate Editor Sue Fomby
Copy Editor Rob Moore
Submissions/Reviews Editor Tony Olive
Technical Editor Greg Law
Technical Assistants Ed Eilers,
Gregory Shultz
Editorial Assistant Julie Hutchinson,
Contributing Editors
William Barden, Jr.,
Steve Blyn, Tony DiStefano,
Martin Goodman, M.D.,
Dale Puckett, Fred Scerbo
Art Director Heidi Nelson
Designers Sharon Adams, O'Neil Arnold,
Teri Kays
Consulting Editors Judi Hutchinson,
Laurie Falk
Typesetter Debbie Diamond

Falsoft, Inc.

President Lawrence C. Falk
General Manager Bonnie Frowenfeld
Asst. General Mgr. for Finance Donna Shuck
Admin. Asst. to the Publisher Kim Thompson
Editorial Director John Crawley
Senior Editor Jutta Kapfhammer
Director of Production Jim Cleveland
Chief Bookkeeper Diane Moore
Dealer Accounts Judy Quashnock
Asst. Gen. Manager For Administration
Sandy Apple
Corporate Business Technical Director
Calvin Shields
Customer Service Manager Beverly Bearden
Customer Service Representative
Patricia Eaton
Chief of Printing Services Melba Smith
Dispatch Tim Whelan
Business Assistant Wendy Falk Barsky
Chief of Building Security and Maintenance
Lawrence Johnson
Development and Advertising Manager
Ira Barsky
Advertising Representatives Belinda Kirby,
Kim Vincent
Advertising Assistant Carolyn Fenwick
(502)228-4492

**For RAINBOW Advertising and
Marketing Office Information,
see Page 95**

Letters to the RAINBOW

Companies on the Move

Editor:

We are happy to announce that on September 10, 1990, Microcom Software moved to its own commercial building — 7200 square feet! Conveniently located near the Rochester Institute of Technology and the University of Rochester, the building houses a store front, a large mail-order room and a service center. All operational computers are networked to better control order entry and inventory tracking. The larger facilities will allow Microcom to serve its customers faster and more efficiently. It will also help us cater to the needs of our Canadian customers, who drive to Rochester for CoCo products.

Manohar T. Santwani
President, Microcom Software

Editor:

Sundog Systems has changed addresses and we want to let your readers know about it. Our new address is given below.

Glen Dahlgren
Sundog Systems
8188 Peakwood Court, #5
Manassas, VA 22111

Likes BASIC09 Coverage

Editor:

In regard to the BASIC09 submissions to "Novices Niche" mentioned in "Wrapping the Rainbow" (August 1990), I like the idea and plan on making some submissions. I think this will encourage new OS-9 users, like myself, to keep working with, and learning, the BASIC09 programming language and OS-9 system.

James Ross
El Nido, California

Video Digitizer Quest

Editor:

I've wanted to purchase a video digitizer for my CoCo, but have been unable to locate a vendor. Colorware no longer sells one. Can you help?

Steven Moreno
1509 Lincoln Boulevard
Tracy, CA 95376

Colorware does sell the DS-69 digitizer, originally produced by Micro Works. Also,

the Rascan-2 color digitizer is available from Supersoft. See their ads.

Looking for Root Hunters

Editor:

I enjoy your magazine very much and would like to receive information on a good genealogy program. I have some programs but they do not go far enough.

I am looking for a BASIC program that covers several generations, includes all vital statistics and that stores data on disk.

I am retired and have a 64K CoCo.

Paul T. Metcalf
27 Bell Drive
Salem, NH 03079

Prickly Pear at one time sold a genealogy program, but we're not sure if it is currently available. Try the pages of THE RAINBOW for "Right Back Where we Started From" (September and October 1987).

Multi-Device Blues

Editor:

I was surprised to see that Radio Shack no longer sells the Multi-Pak Interface. I would like to buy one on the used market or discover some other solution to the problem of simultaneously running my disk drive and modem.

Patrick Armstrong
348 Rapp Road
Talent, OR 97450

Consider the Slot-Pak, a multi-port device from Howard Medical.

Colorful Modifications

Editor:

Two readers have written to ask how to get the full range of CoCo 3 HSCREEN2 colors into my program, JOYSTK3 (July 1990, Page 59). To do so, enter the following lines to get 15 colors plus the background (black), and to make some slight improvements to the program:

```
42 FORSL=8TO15: READPL:PALETTESL
.PL:NEXT
44 DATA 24,33,40,43,48,52,56,0
50 HSCREEN2:HCLS15
60 EXEC44539:IFPEEK(135)<48ORPEE
K(135)>57ANDPEEK(135)<65ORPEEK(1
35)>7DTHEN60
```

For the first time, a community has banded together to design their next computer -- a revolutionary computer, designed by you. The **MM/1.**



Power.

The Color Computer™ era began ten years ago with an affordable, upgradeable computer with great sound and graphics. The MM/1™ continues that tradition with powerful graphics, crystal clear sound, fantastic multi-tasking, and easy to use windows.

Excite your eyes with high resolution graphics that surpass the famed Commodore Amiga™. Mix in hot music with a MIDI musical keyboard or the built-in IBM PC style music hardware. Or buy the Extended System to play back digitally sampled horns, drums -- even your own voice! And the MM/1 will never be out of date, because its optional 32-bit bus has both the power you need for the future and the compatibility with PC hardware you need for today. In business and pleasure, the MM/1 is ready for you.

Software.

Interactive Media Systems, Inc. is working around the clock to bring you the best of the MS-DOS™ and UNIX™ software catalogs. New titles are being added each month. Ask for our catalog or for a subscription to The Insider newsletter to

find out about the amazing software support for the MM/1 -- support from the Color Computer, ST, Amiga, UNIX, and DOS markets.

For no extra charge, the MM/1 includes software worth over one thousand dollars: OS-9/68000™, C compiler, Basic, IBM PC File Manager for reading and writing DOS disks, tape backup support, print spooling, a graphics editor, and more.

Specs.

The MM/1 is packed with features that make it ideal for business and home use. For \$779, you get

- slimline professional PC case with room for 2 - 5.25" drives and 3 - 3.5" drives; includes 200 watt power supply
- one Megabyte of memory
- graphics resolution up to 720 x 540
- up to 256 colors from its built-in palette of 16.7 million colors
- PC style sound for exciting games and friendly business applications
- true multitasking operating system
- windows, applications, and utilities worth over \$300!
- 2 serial ports for printers, mice, terminals ...
- MIDI capable for the music hobbyist and professional

- built-in networking interface for low-cost connection at 100 Kbaud to over 120 other MM/1s! Perfect for school and business
- PC keyboard port for professional XT style keyboard
- Uses CM-8™ and dozens of other monitor brands
- 15 MHz CPU -- runs circles around the Amiga!
- built-in graphics coprocessor for fast logic and pixel acceleration
- expandable with optional high speed bus
- high density 1.4 Megabyte floppy disk drive
- OS-9/68000 in EPROM for ease of use -- or you can boot off floppy or hard drive
- Direct Memory Access (DMA) for smooth access to floppies and hard drive while multitasking

The optional second board (the I/O Board) includes DMA SCSI host adapter, up to three more serial ports, two bidirectional parallel ports, powered serial mouse port, CoCo 8-bit analog joystick port, Realtime battery-backed clock, dual channel DMA-able 8-bit sound ports for play and record, and memory expansion that brings a full system to 3 or 9 Megabytes! For ease of use, power, and multimedia, the MM/1 is the revolution you've been waiting for.

 **IMS** Interactive Media Systems

1-800-866-9084

Systems

MM/1 Personal (above features all standard)	\$779
MM/1 Pro (add 101-key professional keyboard)	\$859
MM/1 Pro Station (add keyboard and RGB monitor)	\$1149
MM/1 Extended (Personal Plus Second Board)	\$1125

Extras

MM/1 T-Shirt ("The Revolution Starts With Me")	\$8.95
MM/1 Video (interviews, demos)	\$9.95
The Insider newsletter	\$9.95

Financing is available with monthly payments less than \$35! Call for details.

Copyright © Interactive Media Systems, Inc., 1990.
OS-9/68000 is a trademark of Microware Systems Corporation. MM/1 is a trademark of Interactive Media Systems, Inc. Color Computer and CM-8 are trademarks of Tandy Corporation. MS-DOS is a trademark of Microsoft Corporation. UNIX is a trademark of AT&T. Amiga is a trademark of Commodore Business Machines.

```

250 DR=HPOINT (X,Y)
260 IFBUTTON(0)=1THENHSET (X,Y):
FORDL=1T0200:NEXT:HSET(X,Y,DR):G
OT0300
270 K=PEEK(135):IFK>47ANDK<58THE
NK=K-4ELSEIFK>64ANDK<71THENK=K-
55
310 POKE65496, 0: RGB:PRINT@224,
"ERROR #""ERNO"IN LINE #""ERLIN:EN
D
320 POKE65496, 0: RGB:CLS:END

```

Line 42 puts the palette values from Line 44 into slots 8 to 15. Slot 15, the background color, is black. For the CoCo 3 default colors green to orange, press 0 to 7. Press 8, 9 or A to F for colors 8 to 15.

The values in Line 44 can be changed to suit personal taste.

Keiran Kenny
Cremorne, NSW
Australia

Powerful Connections

Editor:

Is it possible to modify a CoCo 3 for use with the British 240-volt, 50-Hz power supply and 625-line, PAL TV standard using the RF modulator and transformer from a CoCo 2 sold in Britain? If so, how would I do this? Are there any companies that would make the modification for me?

P.R. Marlow
50 Lime Avenue
Bentley, Walsall
West Midlands, G.B. WS2 0JP

For information on using the CoCo overseas, refer to "CoCoing Abroad" (November 1987, Page 32) by Marty Goodman and Don Hutchison.

Reviewing Reviews

Editor:

I am writing this letter to hopefully dispell a misconception that Zebra Systems' *Label Designer* was somehow designed with a bug in it that won't allow it to print the full alphabet. Also consider this letter a testimonial to the power of your magazine's reviews, even many months after an issue appears. Your readers evidently keep their RAINBOWS on file or at least save reviews for products that might be of future interest.

In the May 1990 issue of THE RAINBOW, Ernest Zore gave *Label Designer* a very favorable review. One comment he made, however, has caused confusion and became the subject of letters and phone calls between your readers and Zebra Systems. The comment was, "For some odd reason,

the alphabet only goes up to the letter V. Someone with a last name like mine could get offended by an omission like that."

People interested in *Label Designer* are writing and calling us to find out if we've gotten the bug out of our program yet because they think it won't print text for the full alphabet. *Label Designer* text fonts certainly do contain and print the full alphabet, digits and punctuation.

In addition to text fonts, *Label Designer* comes with picture collections. Most graphics labels use one or maybe two pictures and the pictures are usually large and prominent. It is often useful in printing tickets, diskette labels and other items that have one very large digit or letter for identification or as a sequence designation. Zebra does this in labeling its picture and font disks. So we dedicated one *Label Designer* picture collection to large graphics of the digits 0-9 and the 22 letters A thru V. For program structure reasons, all our picture collections hold 32 items, 4 less than the 10 digits plus 26 letters of the alphabet would require. We did not think it likely that the omission of the large letters W, X, Y and Z in one picture collection would matter to anyone. No user who has the program has ever brought this up as a problem.

Readers may not be familiar with all the work THE RAINBOW does to bring them accurate reviews. Before it was published, Zebra was sent a copy of Mr. Zore's review to check for technical accuracy. I personally checked the review and the only change I made was to correct our address. I realized there was some chance the comment about the letters W, X, Y and Z, though technically accurate, could cause confusion, but I didn't want to nit-pick so I let it go. That turned out to be my mistake.

I'd like to thank THE RAINBOW for continuing to do such a good job. THE RAINBOW is the most important entity for the continued prosperity of the CoCo product marketplace. Every CoCo enthusiast should subscribe to it and every CoCo product supplier should advertise in it. I'd also like to express my admiration of your readers for doing their homework to thoroughly research the products they buy.

Stewart Newfeld
President, Zebra Systems, Inc.
State College, Pennsylvania

Editor:

Regarding the October review of my test-writing program, WRITEST, I was out of town and unable make comments before publication. I have completely re-written the operating instructions. Also provided is a merge to put more-complete directions

within the program until the user no longer needs them. Included is some dummy data with comments to be worked within the program. The program also will not scrap either itself or data without user approval. This was something I did not fully appreciate until I accidentally trashed an entire program with a single keystroke while using the school's Apple computer. WRITEST will take data and print a 15-item matching document (plus a key), in about 3/4 of the time it takes to get just the test out of my 1000EX, and it's a very fast and easy-to-use \$8 word-processor. For tape users it is worth knowing that WRITEST can read old tape files and copy them to disk if you wish.

Darryl L. Petrak
CoCosoft
House, New Mexico

A Spelling Situation

Editor:

I have *Simply Better* (Version 2.0) which I run on a 128K CoCo 3 with a dual drive. I am looking for a spelling checker that will work with *Simply Better*. So far, I have only been able to find spelling checkers as part of a package (like *WordPower*). Obviously this is not for me as I do not want to change word processors. Although I seek a spell checker, I would be more than happy to find one that also checked punctuation, dual words, etc.

I have searched through THE RAINBOW and, except for the above, have come up dry. Can anyone tell me where such a utility might be purchased?

Edwin A. Tincknell
254 Maple Road
Longmeadow, MA 01106

THE RAINBOW welcomes letters to the editor. Mail should be addressed to: Letters to Rainbow, The Falsoft Building, P.O. Box 385, Prospect, KY 40059. Letters should include the writer's full name and address. Letters may be edited for purposes of clarity or to conserve space.

Letters to the editor may also be sent to us through our Delphi CoCo SIG. From the CoCo SIG> prompt, type RAI to take you into the Rainbow Magazine Services area of the SIG. At the RAINBOW> prompt, type LET to reach the LETTERS> prompt and then select Letters for Publication. Be sure to include your complete name and address.

CoCo Graphics Designer Plus

Create beautiful greeting cards, signs and banners for holidays, birthdays and other occasions. Features easy-to-use point and click interface and user-friendly operation. Picture, font and Border collections included. **Only \$29.95** (Req CoCo 2/3, disk drive, mouse or joystick, Printer:

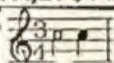
EPSON, GEMINI, Star, DMP, Panasonic KXP 1080/90/91/92, Citoh 8510, Okidata 92/93/182/183 & more)

Picture Disk #2, #3, #4: \$14.95 each

Font Disk A,B: \$14.95 each Border Disk #1: \$14.95

Color Schematic Designer Ver 2.0

The best Circuit Designer for the CoCo 3. Pull Down Menus, hi-resolution symbol sets, Keyboard / Mouse / Joystick (with proportional cursor speed system), lightning fast multiple UNDOs, Symbol Add / Modify / Rotate/Line/Box Draw, Hi-res Fonts, workspace of 640 x 1000 pixels, 3 layers, font styles (fancy, italic, block etc). Supports DMP/ EPSON / GEMINI & compatible printers. Supports near laser quality printouts on almost all EPSON Compatibles! **Only \$39.95**. CSD 1.1 / 1.2 owners can upgrade to version 2.0 by sending \$10 w/ proof of purchase. (See Review in September 1989 Rainbow)



MUSIC



COLOR MIDI INTERFACE: Connect CoCo to MIDI world. Contains 1 MIDI input & 4 MIDI outputs to hookup to 4 MIDI devices. Multipak or Y Cable NOT REQUIRED! **Only \$99**

SYNTRAX 2.0: Very sophisticated MIDI Seq. Ability to control multiple music synthesizers, rhythm machines or any other MIDI devices. **Only \$59**

SYNLIB: Multi-instrument Librarian. Uses the MIDI port to save/dump patterns from almost every instrument. **Only \$49**

Musica II: Best Music Composition program for the CoCo 1,2 & 3. Disk **Only \$29.95**

Lyra: MIDI Based Music Composition program for CoCo 1,2 & 3. **Only \$49.95**

The Lyra Companion (Book): \$9.95

Studio Works: Superb Digital Audio Sampler. **\$39.95 w/ Cable: \$54.95**

Label Designer

Print Labels with text and graphics; mail merge option; disk directory option; serial numbering option; easy to use graphics user interface. **Only \$29.95**

ADOS

EXTENDED ADOS 3: Here it is! Highly acclaimed DOS from Spectrosystems with built-in Ramdisk, Point-and-Pick & much more. **Only \$39.95**

Driver for Disto RTC: \$5 **28-pin Adapter: \$10**
Smartwatch RTC: \$34.95 **Drivers: \$10**

ADOS 3: \$34.95

ADOS: \$27.95

From Colorware...

Max 10: **\$39.95** Spelling Checker for Max 10: **\$29.95**

Max 10 Fonts (36 fonts): **\$29.95**

CoCo Max III: **\$49.95**

CoCo Max III Fonts (95 fonts): **\$49.95**

Max Edit (Font Editor): **\$19.95**

NX1000 Rainbow Driver / CGP 220 Driver: **\$19.95**

CoCo Max II: **\$69.95** CoCo Max I (Tape): **\$59.95**

MAXPATCH (Run Max 2 on CoCo 3): **\$19.95**



Terminal & BBS Software

Autoterm: Modern Software for CoCo 1,2,3: **\$39.95**

VTERM: Terminal Software for CoCo 3 with VT Emulations, Xmodem, Ymodem, RAMDISK like Buffer, Conference mode, 35/40/80 track drive support. **Only \$39.95**

CEBBS 2.1

The absolute best BBS for CoCo 3. Features XMODEM, Up/Downloading, menus, login, message base, clock/calendar, execution of external programs, full Sysop Control & remote system access. Even HYPER-IO Compatible. **Only \$49.95**. Min. Req. CoCo 3, 1 Drive & RS232

THE WORLD OF OS9

Window Writer OS9

Powerful OS9 word processor with multi-tasking, pull down menus & more. **Only \$59.**

Dynaspell: 102,000 word spelling checker! **Only \$19.95**

Start OS9

Excellent hands-on guide to OS9 Level II for beginners. Req. 512K, 2 drives & Monitor. Book/Disk **\$32.99**

Goldberg Utilities

Vol 1: 15 Power-packed utilities such as sort, lost-file location, disk pack & more. **\$24.95**

Vol 2: New utilities for OS9 such as file compare, protection, enhanced delete/ move/ dir/ sort/ dump, strip and much more. **Only \$24.95**

Multi-Edit

Create, edit Application Information files & icons from multivue. **Only \$24.95**

OS9 RAMDISK

In-memory disk drive! A must for every OS9 user. Req 512K. Disk **Only \$29.95**

From Burke & Burke

RSB v1.3: The revolutionary program that allows you to use Basic under OS9 Level II. **\$39.95**

Wild & MV Version 2.1: Use wildcards w/ OS9 & rearrange directory tree. **Only \$19.95**

EZGen Version 1.6: Powerful OS9 Bootfile editor. Change names, add/delete modules, patch bytes, etc. **Only \$19.95**

From Alpha Software

OS9 Level II BBS: Best BBS for OS9. Comes with terminal program. Req. 512K & RS232 Pack. **Only \$29.95**

Level II Tools: 25 Utilities such as windowing, wildcards, tree, etc. **\$29.95**

Disk Manager Tree: Change, copy, view, create directories with ease. Req. 512K. **\$29.95**

Warp One: Level II Windowing Terminal. Req. 512K & RS232 Pack. **\$34.95**

Zapper: Patch disk errors. \$19.95
Multi-menu: Create own pop-down windows. Req. 512K & Multivue. **\$19.95**

Presto Partner: Notepad, calculator, calendar, phonebook, clock at your fingertips. Req. 512K. **\$29.95**

Transfer Utilities

GSC File Transfer: Transfer files from MSDOS, OS9, RSDOS, and FLEX. Req. OS9 (Level II for Multivue Ver), 2 drives, SDISK/SDISK3. Standard Version: **\$44.95**; Multivue Version: **\$54.95**

PC-Xfer Utilities: Format/ transfer files to/from MSDOS to CoCo

under Level 1/2. Req SDISK/SDISK 3. **Only \$44.95**

SDISK3: Standard drive replacement module allows use of 40/80 DS/DD drives. Requires OS9 Level II. **\$29.95**

SDISK: \$29.95

From R3 Systems

Screen Control Utility: Gain control of text screen. **Only \$19.95**

Menuing Utility: Memory resident menuing system. **Only \$19.95**

Point-and-Shoot File Selection: \$19.95

From Frank Hogg...

Dynastar: Popular OS9 word processor. **Only \$99.95**


Dynastar + Dynaspell: \$119

Wiz: Terminal Prog. **\$59.95**

Sugar Software

OS9 Calligrapher: \$24.95

Font Messenger: \$19.95

 **MICROCOM SOFTWARE** 1387 Brighton-Henrietta, Townline Rd., Rochester, NY 14623
To Order: Refer to Page 19 of our 6-page series (Pgs 7-19)

Credit Card Toll Free Orderline 1-800-654-5244
(9AM-8PM 7 Days/Week)

Tech Info (between 4-8 pm), Order Status, Info: 716-292-1786. To Fax your order: 716-292-1775



World Net

I have recently completed reading David Brin's *Earth*, a very interesting novel about the world of the near future. I think it has some insights for us all. Although it is a good one, forget that *Earth* is essentially an environmental novel, and forget too that it deals with the highly improbable ability of humans to manufacture black holes. I simply do not have the physics background to determine whether this is plausible — this is just a novel anyway.

What is striking about the book is Brin's prediction that within 50 years our world will be embraced by an all-encompassing data-communications network very much along the lines of Delphi or CompuServe. I don't know what they are planning in Boston or Columbus, but it is probably nothing close to Brin's suggestion. The idea makes captivating fare nevertheless.

Earth does the hard job of predicting the near future which I think is more difficult than predicting the far future, since people will be around to see it and have definite ideas about what will happen. The concept is an exceptional one and author Brin has obviously been doing some "running around" in data services. His thoughts make a fine backdrop for this data communications issue of THE RAINBOW.

Brin predicts a "world net" in which virtually all means of communication are combined into a single entity — fax, mail, news. Most intriguing is that almost anyone can set up priorities for different items. This means that since all kinds of information are filtered into the net, you can obtain custom information based on your interests every day.

I have often wished I could do this on Delphi, downloading daily UPI stories of world and national news in addition to sports — all done overnight.

Earth's world net goes much further

than this, of course. World net acts as a repository for information of all kinds — sort of an instant *World Almanac*. If, for example, you are interested in literacy levels, any new report from any government would be sent to your queue.

While all of this is fascinating, another aspect of Brin's world net is even more absorbing — users groups of most every kind and description. These are, of course, patterned after the users groups on a service like Delphi. But as he foresees it, virtually every kind of political, religious, social or anti-social group will have its own space. Such groups also have the ability to "broadcast" to the world net at large.

Although this aspect of the novel captured my imagination, it is not the central theme of the book. The environment is. However, the characters would have a difficult time functioning without the world net and this is certainly an impressive prediction of things to come.

Of course with our CoCos, we have a net of our own available on Delphi. Although these are computer forums (incidentally, our company also runs Delphi forums for teens and aviation, as well as computers), the messages and conferences often veer into other areas. Seeing how this happens, and how riveting it can be to participate, makes me think Brin's projections may not be far off base in this regard.

For what it is worth, these are the 90s. We think of the 90s of a century ago as quaint, with handlebar moustaches, barbershop quartets and couples walking at arm's length in "the gloaming." Will our children, hooked to the world net Brin foresees, think of our little computers, Postal Service and the like as similarly quaint anachronisms of a "kinder, gentler" era?

Let's meet on Delphi and discuss it.

— Lonnie Falk



Just think of any word processing feature. Word Power has it...packs a lot of features...excellent word processor..." Word Proc. Comparison April 1989 Rainbow, Pg 26.


Word Power 3.3

The Best Just Got Better!


"...friendly...amazing execution speed...much easier to use than VIP software & 2 other systems I've tried...very user friendly...highest among word-processors"-Rainbow Oct 88 Rev.




SPEED
Blazing Fast! Runs at **2 Mhz** and uses the standard text screens for lightning fast execution.




MEMORY
Word Power 3.3 allows 72K of workspace on a 128K CoCo and **460K** on a 512K CoCo. More memory than any other word processor. Period.



DISPLAY
Choice of **40** or **80** columns with your choice of colors. Can be used with RGB/Composite/Monochrome Monitors and TV. Pull down menus, plain english prompts, on-screen underlining and page break display make




EDITOR
Powerful full-screen editor w/ word-wrap. 4-way cursor, scrolling; Line Positioning; Block Commands; Search, Replace; OOPs recall during delete, adjustable key-repeat, key-click, typeahead, Tabs, Word-Count and much more! . Built-in extensive **HELP** screen can be accessed anytime during edit.




SPOOLER
Print and Edit documents at the same




SORTING
Sort lists in a flash!




CALCULATOR
Built-in 4 function calculator!



2 COLUMN PRINTING
Align your text in 2 columns with a few keystrokes!




SPLIT-SCREEN EDITING
Freeze a portion of text and edit another. Its fantastic!



GRAPHICS
Insert **graphics** in your documents! Allows you to import **PMODE 3/4**, **HSCREEN** and **CoCo Max**




MAIL MERGE
Type a letter, follow it with a list of names & addresses and have Word Power print out personalized letters. Its that easy!




SAVING / LOADING
Creates ASCII files that are compatible with other word-processors, terminal programs, etc. Allows directory point & select for easy loading/saving, **Automatic Backup**, file erase, free space display. **ARE YOU SURE?** prompts prevent accidental deletes. The **Auto-Save** feature automatically saves text to disk during user-defined intervals for peace of mind. Supports double-sided drives.




MACROS
Playback up to 250 keystrokes with a single key! Automate multiple tasks with a single key! You'll love it!




SPELLING CHECKER
Word Power 3.3 include a **80,000** word spelling checker which finds and corrects mistakes in your text.



PRINTING
Works with **all** printers that work with the CoCo. Allows options such as baud rates, spacing, page/print pause, partial print, page numbering/ placement, linefeeds, multi-line headers/footers, right justification and number of copies. The values of these options can be changed in the text by embedding Printer Option Codes. The **WHAT YOU SEE IS WHAT YOU GET** feature allows you to preview the text on the screen as it will appear on the printer. You can view margins, page breaks,



PUNCTUATION CHECKER
This checker will proofread your text for punctuation errors such as capitalization, double-words, a/an usage, spaces and more. Its the perfect addition to any word-processor.




DOCUMENTATION
Word Power 3.3 comes with a well-written instruction manual & reference card which makes writing with Word Power as easy as pie. Word Power 3.3 comes on an unprotected disk.

Only **\$79.95**

Upgrade Policy: Word Power 3.2 owners can get Word Power 3.3 by sending original Word Power disk and \$15 to the address listed below.

MICROCOM SOFTWARE, 1387 Brighton-Henrietta, Townline Rd., Rochester, NY 14623
All Word Power 3.3 orders shipped by UPS 2nd Day Air at No Extra Charge in Continental US.
For Detailed Order Information, refer to Page 17 of our 6-page Ad series (Pgs 7-17).
To Place Credit Card Orders Call Toll Free 1-800-654-5244 (9am-8pm 7 days/week)
Technical Support (4-8pm), Order Status, Info, Technical Info; 716-292-1786





**When the
longshoreman's
call beckons,
try your hand . . .**

Stevedores is a BASIC version of a popular Russian game but disguised in a new scenario. The object of the game sounds relatively simple. You are a stevedore and your job is to load the cargo ship.

To load the cargo hold of the ship, stack the box configurations as efficiently as possible. Use the left and right arrow keys to move the boxes to the position where you would like them dropped. You can also rotate the box configuration 90 degrees by using the up or down arrow

Grant Bloedow is a freshman at St. Olaf College. He enjoys tennis, art and computing. He may be contacted at 4400 Cedar Lake Rd. #1, St. Louis Park, MN 55416, (612) 374-4483.

keys. When you are ready to drop the piece, press the space bar. The boxes will fall until they hit the top of another box or reach the bottom of the cargo hold. The game is over when the cargo hold is filled and the boxes reach to the top of the hold past the white full line. The ship will then leave for its destination port. Be careful not to drop boxes on the ship's deck. This will also end the game.

This is fine, except wasting time will cost the company money. If you select the practice mode you have an unlimited amount of time. But when playing with time you are scored by how fast you can drop each box. If you take the full time the boxes automatically release and drop even if you aren't ready. This can fill the cargo hold quite fast. When beginning with time you are allowed five seconds to orient the

piece before it falls. After each set of 20 box configurations, a whistle starts the next level giving you one-half of a second less time. Upon filling a row of the hold it slides further into storage and the rest of the stack falls to accommodate the new space. This is critical to achieving a high score.

Here are some hints for playing *Stevedores*: The next piece to be loaded is shown below the stevedores compartment. As a piece falls, look at the next piece to plan where it should be dropped. This will save you some time. If you missed filling a box place and have already covered it with other boxes, it can be uncovered by filling the rows above it to let the upper rows fall down to uncover the hole. Good luck, stevedore, and happy loading! □

by Grant Bloedow

Stevedores!

30	122
70	1
120	204
160	14
190	172
230	49
280	36
320	78
350	10
390	195
END	149

The Listing: STEVEDOR

```

0 'COPYRIGHT 1990 FALSOFT, INC.
10 DATA 11,11,5,11,17,11,5,17,17,
11,17,11,17,11,11,11,11,5,11,17,
17,5,11,17,11,17,11,17,12,6,,12,
,,12,12,6,18,,6,12,6,6,6,12,12,
6,12,12,12,,6,6,,12,18,,6,6,6,18
,12,,18,6,,18,18,,12,12,,12,,6,
12,12,18,,12,12,12,12,12,12,12,
12,12
20 DATA 6,12,,6,6,,18,12,,6,6,6,
12,18,,18,18,,18,18,,001,011,111
,011,011,111,100,001,111,011,011
,011,000,101,111,000,110,111,000
,010,111
30 CLS:PRINT:PRINT"<P>ractice?":
EXEC44539:POKE500,ASC(INKEY$):PR
INT"INITIALIZING, PLEASE WAIT...
":PLAY"PI":DATA 011,001,111,001,
111,111,011,001,101,000,111,111,
011,001,011,001,011,011,001,011,
001
40 DATA 101,001,111,011,011,111,0
01,100,111,011,011,011,101,000,1
11,011,000,111,010,000,111
50 DATA 001,101,111,001,111,111,1
01,001,011,000,111,111,101,001,1
01,101,101,001,001,101,001
60 POKE65497,0:PCLEAR1:CLEAR1000
:PALETTE0,63:PALETTE1,0:PALETTE2
,37:PALETTE3,37:PALETTE4,10:PALE
TTES,7:PALETTE6,56:PALETTE7,36:P
ALETTE8,38:PALETTE9,35:FORK-11T0
15:PALETTEK,0:NEXT:DIMM(30),L(30
,1),T(30,2):POKE&HE6B7,&H39:HSCR
EEN2:POKE&HE6B7,&H20
70 FORK-1T028:HBUFFK,120:NEXT:HB
UFF29,3100:HBUFF30,120:HBUFF41,1
20:FORK-31T040:HBUFFK,65:NEXT:M(
29)-RND(28):T-RND(-TIMER):L=5:B$
-"R5D5L5U5B5F2RDL":FORK-1T014:REA
DL(K,0),L(K,1):L(K+14,0)-L(K,0):
L(K+14,1)-L(K,1):NEXT:FORK-1T028
:READT(K,0),T(K,1),T(K,2)
80 NEXT:POKE&HE6C6,33:HCLS1:FORK
-1T028:FORY-1T03:READA$:H=0:FORK
-1T03:H=X*6-6:V=Y*6-6
90 IFMID$(A$,X,1)=""THENHDRAW"C
9BM-H;,-V;"+B$:NEXTX,Y:ELSEHDRAW
"C1BM-H;,-V;"+B$:NEXTX,Y
100 HGET(0,0)-(L(K,0),L(K,1)),K:
NEXTK
110 HCLS1:HDRAW"A0C3BM129,50D92R
61U92R20D108L102U108R20":HPAINT(
128,60),3,3:HDRAW"C0BM108,59R21B
R61R20C3BM16,65NR94":FORK-1T022:
HDRAW"FD3":NEXT:HDRAW"FD0FRFR3F
R230EUE":FORK-1T07:HDRAW"U11E":N

```

```

EXT
120 HCOLOR5:HPRINT(14,0),"*Steve
dores*":HCOLOR4:HPRINT(12,1),"*BY
Grant Bloedow"
130 HDRAW"C3EU7L84C6BM15,54R92D1
0L92U10BM211,54R80D10L80U10
140 HPAINT(28,69),3,3:HPAINT(16,
59),6,6:HPAINT(212,59),6,6:HCOLOR
5:HPRINT(2,7),"*U.S.S.Grant":HCO
LOR1:HLINE(108,32)-(210,54),PSET
,BF
150 HDRAW"C8BM90,30":FORK-1T022:
HDRAW"E5RG5BR4H5RF5":NEXT:FORK-0
T01:H=X*132+80:HORAW"BM-H;,-52":F
ORK-1T03:HDRAW"E7RG7BR7H7LF7BH7"
:NEXTK,X:HDRAW"BM89,31R123NR7D22
R8U22R3U7L135D29L8U22R8U18HL16GD
17FR16U7L12U9R12C5":HPAINT(77,30
),8,8
160 A$="C5BM78,23NR2ELU2EC9NRURE
C7HLFL2DBF2C6LDR2G":HDRAWA$+"R4C
9UC5BD2R0C1":HGET(78,16)-(86,23)
,31:HDRAWA$+"R2C9UC5BD2R0C1":HGE
T(78,16)-(86,23),33:HLINE(78,16)
-(86,23),PSET,BF:HDRAWA$+"R5C9UC
5BD2R0C1"
170 HGET(78,16)-(86,23),32:HCOLOR
4:HLINE(0,161)-(319,191),PSET,B
F:HDRAW"BM0,150NR46UNR42UNR40UR3
9UL39UR38UL38BM319,160NL41UL40UR
40UL39UR39UL39UR39
180 HDRAW"C0BM232,31NR20U3EU3EU3
EU3R20D3GD3GD3GD3LBM225,53C5NR45
UC6R45U20L45D20BE5R10NU5R10U5L20
ND108FC4D3R8ULBURUNL8BR2R8DL8DR
8DLB":HPAINT(235,30),0
190 HPAINT(226,50),6,6:HDRAW"BU4
C5NRBL11D5R19U58M245,31C5U10LUR2
DLDR4RDLERC3R48D2NL6BD2L6UC0R6B
U2L4":HGET(244,19)-(252,31),35:H
COLOR0:HLINE(244,19)-(252,31),PS
ET,BF:HDRAW"BM245,31C5U10LUR2DL
RC4RGR2C3R2ERBD2LGL2HLBD2RFR2ERU
C0LGL2HLRER2ER"
200 HGET(244,19)-(252,31),36:HCO
LOR0:HLINE(244,19)-(252,31),PSET
,BF:HDRAW"BM245,31C5U10LUR2DLDR
4DRGC0RC3FD2FB02H2U2H":HGET(244,
19)-(252,31),34
210 HDRAW"BM272,161C1R3GR3GR3GR3
GR3GR3D2L2UR6HC6D2HR2":HGET(287,
160)-(289,174),38:HDRAW"C1R0BL2R
0FC6FL2DR2GBU5EL2UR2H":HGET(287,
160)-(289,174),39:HDRAW"RULGU2R2
HD12HD2FURU2":HGET(287,160)-(289
,174),40
220 HDRAW"BM165,31C9D3C8RL2GLR6F
L8DR8DC5L8DC6R8":HGET(154,31)-(1
75,39),41
230 HDRAW"BM235,15C11R0E2C12DBRR
0BGC11R0RBE3C13E":FORK-1T050:HSE
T(RND(25)+245,15-RND(14),10+RND(
4)):NEXT
240 HSCREEN2:GOTO260
250 T=0:M(1)-M(29):FORK-2T030:M(
K)-RND(28):NEXT:L=L-.5:SC=SC+(5-
L)*50:PLAY"V31:T255L25505:1;2;3;
4;4;5;5;6;6;5;4;2;05:1;2;3;5;7;8
;10;11;12":IFL<1THENL-1:RETURNEL
SERETURN
260 GOSUB250:X=160:SC=0:PLAY"T25
5L255
270 POKE65497,0:HCOLOR1:HLINE(X-
5,32)-(X+14,39),PSET,BF:HCOLOR6:
HLINE(211,56)-(290,63),PSET,BF:S
C$=STR$(C):HCOLOR5:HPRINT(26,7)
,SC$:X=160:Y=40:HPUT(X-5,31)-(X+

```

```

14,39),41,PSET:IFSC>99999THEN400
280 T=T+1:P=M(T):R=M(T+1):HCOLOR
1:HLINE(94,33)-(113,51),PSET,BF:
HPUT(94,33)-(93+L(R,0),33+L(R,1)
),R,PSET
290 TIMER=0:E=0:IFT>28THENGOSUB2
50:GOTO280
300 E=INT(TIMER/60):HPUT(X,Y)-(X
+L(P,0),Y+L(P,1)),P,PSET:A$=INKE
Y$:IFPEEK(343)-247ANDX>121THENHC
OLOR1:HLINE(X,Y)-(X+L(P,0),Y+L(P
,1)),PSET,BF:X=X-6:HPUT(X-5,31)-
(X+14,39),41,PSET:HPUT(78,16)-(8
6,23),31:GOTO300
310 IFPEEK(344)-247ANDX<180THENH
COLOR1:HLINE(X,Y)-(X+L(P,0)+6,Y+
L(P,1)),PSET,BF:X=X+6:HPUT(X-5,3
1)-(X+14,39),41,PSET:HPUT(78,16)
-(86,23),32,PSET:GOTO300
320 IFPEEK(342)-247ANDX<180THENH
COLOR1:HLINE(X,Y)-(X+L(P,0),Y+L(
P,1)),PSET,BF:P=P+7:IFP>28THENP-
P-28:GOTO300
330 IFPEEK(341)-247ANDX<180THENH
COLOR1:HLINE(X,Y)-(X+L(P,0),Y+L(
P,1)),PSET,BF:P=P-7:IFP<1THENP-P
+28:GOTO300
340 IFA$=CHR$(32)ORE>L ANDPEEK(5
00)>80THENHPUT(78,16)-(86,23),3
3,PSET:HCOLOR1:HLINE(X,Y)-(X+L(P
,0),Y+L(P,1)),PSET,BF:FORF=Y TO1
60STEP6:HGET(X,F)-(X+L(P,0),F+L(
P,1)),30:HPUT(X,F)-(X+L(P,0),F+L
(P,1)),P,OR:SC=INT(SC+L-E):ELSE3
00
350 PL=0:FORD-1T03:IFT(P,0-1)=0T
HENNEXT0:ELSEIFHPOINT(X+0*6-6,F+
T(P,0-1))>1THENPL=PL+1:NEXTQ:EL
SENEXTQ
360 A$=INKEY$:IFPL>0THENPOKE6549
6,0:PLAY"01V31EAV20CV10GFV3ADE":
POKE65497,0:SC=SC+5:ELSE:HPUT(X,
F)-(X+L(P,0),F+L(P,1)),30,PSET:N
EXTF:PL=0
370 IFF<59THENEXEC43345:GOTO400E
LSEFORV=F+L(P,1)TDF-18STEP-6:PL=
0:FORD-0T09:IFHPOINT(H*6+130,V)<
>1THENPL=PL+1:NEXTH
380 IFPL=10THENHGET(130,V-6)-(18
9,50),29:HPUT(130,V-6)-(189,50),
29:HPUT(130,V)-(189,56),29,PSET:
POKE65496,0:PLAY"01V31EGV25ADV15
BADV10FEV4ADBV1AEF":POKE65497,0:
SC=SC+25:V=V+6
390 NEXTV:GOTO270
400 PLAY"L255T25501V20C:C;C01V31
D:D;D;D;DV20D;D;DV5D;D;P1P1P1P
1V20D;D;V31D;C;D;DV25DDV20DDCDV
10DDDDV5DCDDV1DDCDT255":A$=INKE
Y$:HCOLOR0,4:HPRINT(16,22),*GAME
OVER":HPRINT(14,23),*PRESS ANY K
EY":C=37:Q=1
410 T=TIMER/60:POKE65496,0:PLAY"
V30IAGP3;"+STR$(RND(12)):A$=INKE
Y$:IFA$<>"THEN430ELSEHPUT(244,1
9)-(252,31),RND(3)+33,PSET:C=C+D
:PLAY"V101;"+STR$(RND(9)):HPUT(2
87,160)-(289,174),C,PSET
420 IFT>29THENELSEIFC=40THENQ=-1
:GOTO410ELSEIFC=38THENQ=1:GOTO41
0ELSE410
430 HCOLOR4:HLINE(110,175)-(213,
191),PSET,BF:HCOLOR1:HLINE(130,3
2)-(189,141),PSET,BF:HLINE(108,3
2)-(210,54),PSET,BF:HPUT(244,19)
-(252,31),34,PSET:A$=INKEY$:GOTO
260

```

Sorting out bits and bauds in your quest for online communication

A Brief Introduction to Modems

by Gary C. Kessler

This article introduces the topic of data communications over analog telephone lines using modems and discusses modem standards and function. Reference material includes J.E. McNamara's third edition of *Technical Aspects of Data Communication* (Maynard, Massachusetts: Digital Press, 1988) and W. Stallings second edition of *Data and Computer Communications* (New York: Macmillan, 1988.)

For our purposes keep in mind that we are describing *digital data* being transmitted as *analog signals*. Digital data, or digital signals, are those that consist only of discrete values, such as the data from a computer. Binary data is a special case of digital where there are only two possible choices: 0 or 1.

Analog signals, or analog data, consist of any value within a range of values. Hu-

Gary Kessler is a data communications and computer networking consultant. He may be contacted at 5 Creek Glen, Colchester, VT 05446-3641, (802) 879-3375.

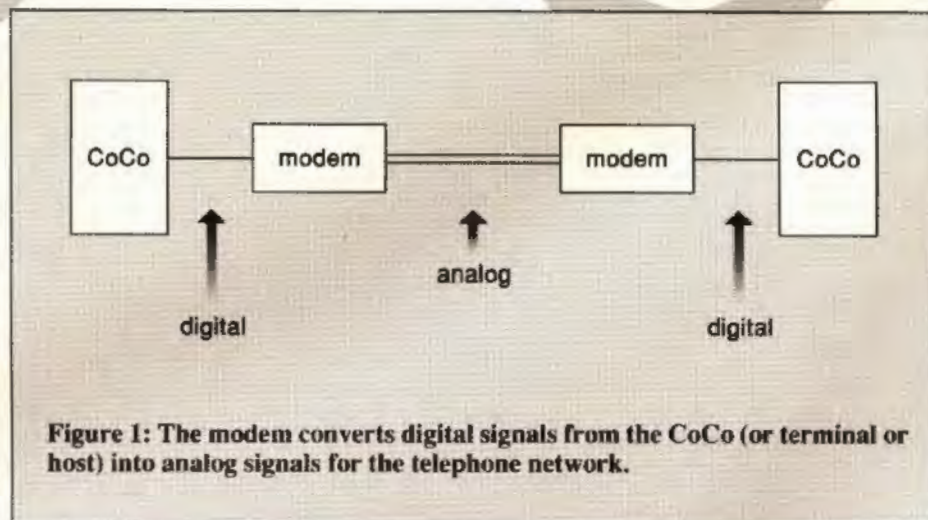


Figure 1: The modem converts digital signals from the CoCo (or terminal or host) into analog signals for the telephone network.

man voice is an example of analog signals. Since the telephone network was built specifically for the transmission of human speech, it is designed to carry analog signals. (In fact a large portion of the telephone network carries human voice in digital form, but the local connection between the home and the telephone network is still almost exclusively analog.)

As an example of discrete and continuous values, consider numbers. The set of integers is discrete; there is no integer value, for example, between 3 and 4. Real numbers, on the other hand, are continuous since there are an infinite number of real numbers between any two given numbers.

In any case here is where the modem comes in. *MODEM* is an acronym for *MODulator-DEModulator*. Its function is to convert digital data from a host computer or terminal into analog signals for the tele-

Breaking the Modem Code

Ever wonder what those lights on the front panel of your modem are? Do their labels (CD, RD, ARQ, etc.) leave you mystified? And how about all those AT commands you've heard about? What's ATDT and ATMO?

If you've ever wondered about these elements of your modem, you'll want to read this guide and reference to modem status indicators and commands. You should read it even if you haven't been wondering about these great mysteries of the universe because understanding your modem and knowing how to talk to it make troubleshooting and controlling telecommunications easy.

Listening to Your Modem: Status Indicators

First let's take a look at those lights on your modem's front panel. They can provide a lot of information about what your modem is up to, as

HEART & SOUL

UNRAVELLED SERIES

Breathe Life Into Your Color Computer. Gain complete control over your CoCo with these Pokes, Peeks 'n Execs Books. The books will give you the power of Machine Language without leaving the security of Basic. Each book is a collection of "inside" information with explanations and examples. Everyone from the novice to the professional will find these books a wealth of information.

500 Pokes Peeks 'n Execs \$16.95

500 commands such as Basic Program Autostart, Rompak Transfer to Tape, Commands/Keys Disables and much much more! For CoCo 1,2 & 3

Supplement to 500 Pokes Peeks 'n Execs \$9.95

200 additional commands such as Rompak transfer to disk, double-sided drive support, 40/80 track drive support & much more! For CoCo 1,2,3. 500 Pokes, Peeks 'N Execs is a prerequisite.

300 Pokes Peeks 'n Execs for CoCo 3 \$19.95

All new commands for the CoCo 3!!!

All 3 Poke Books: \$39.95

For the Weekend Hacker to Professional Programmer! Complete, Commented Uninterrupted Memory Maps of the ROM. These Books Are A MUST!

DISK BASIC UNRAVELLED \$19.95

Includes source code for DOS 1.0/1.1 (2.0/2.1).

EXTENDED COLOR BASIC UNRAVELLED \$39.95

Includes source code for Color Basic and Extended Color Basic ROM.

SUPER EXTENDED BASIC UNRAVELLED \$24.95

Contains source code for Super Extended Color Basic (CoCo 3 Enhancements)

All Three Unravalled Books \$59.95

Both the Unravalled Series and Pokes Books: \$94.95 (Regular \$132.95)

COCO LIBRARY

CoCo 3 Service Manual \$39.95

CoCo 2 Service Manual \$29.95

Multipak Service Manual \$19.95
(specify 26-3024/3124)

Full Turn of the Screw - Disto \$19.95

Assembly Language Programming \$18

Addendum For CoCo 3 \$12

Color Computer Disk Manual \$29.95

Start OS9 (Book & Disk) \$32.99

Inside OS9 Level II \$29.95

Complete Rainbow Guide to OS9 \$19.95

Complete Rainbow Guide (2 Disks) \$29.95

Rainbow Guide To OS9 Level II \$19.95

Rainbow Guide To Level II Disk \$19.95

COCO 3 GAMES

(All Programs Require Min 128K Unless Specified)

Sinistar (Req. 512K): \$34.95

Those Darn Marbles (Req. 512K): \$32

Warrior King: \$29.95

In Quest of the Star Lord: \$34.95
Hint Sheet: \$3.95

Quest for the Spirit Stone: \$18

Five Towers of Trafa-Zar: \$25

Kyum-Gai: \$29.95

Mine Rescue: \$24.95

Overlord: \$29

Games for CoCo 1,2,3

(All Programs require Min. 32K CoCo unless specified)

Wizard's Castle \$19.95. Hi-res graphics adventure filled with tricks, traps & treasure. 64K Req.

Pinball Factory \$34.95. Design, build, edit & play the Classic game of pinball. 64K Req

Hall of the King 1, 2, 3 \$29.95 each

Hall of the King Trilogy: \$74.95

Kung Fu Dude: \$24.95

Dragon Blade \$19.95

Champion \$19.95

Paladin's Legacy \$24.95

Seventh Link: \$38

Caladrial 2: Weatherstone's End: \$54

Slots & Cards: \$39.95

White Fire of Eternity \$19.95

Treasury Pack #1: \$29.95. Lunar Rover Patrol, Cubix, Decathalon, Qix & More.

Treasury Pack #2: \$29.95. Lancer, Ms Gobler, Froggie, Madness & Minotaur, Ice Castles, Galagon, Devious.

Space Pac: \$29.95. Color Zap, Invaders, Planet Invasion, Space Race, Space War, Galax Attax, Android Attack, Whirlybird, Space Sentry, Storm Arrows.

Classic Pack \$74.95. TP1, TP2 & Space Pac (\$90)

Speed Racer \$34.95 Pole Position type race.

Demon Seed \$19.95 Battle diving, bloodthirst bats.

Cashman \$29.95 40 levels of animation & sound effects.

Fury \$24.95 Airborn dogfight simulation.

Time Bandit \$29.95 300 screens of full animation.

Outhouse \$19.95 A funny, fast action game

Mudpies \$29.95 Crazy circus fun.

Rommel 3D: \$34.95. Exciting 3D Tank Combat Game.



MICROCCM SOFTWARE 1387 Brighton-Henrietta, Townline Rd., Rochester, NY 14623



To Order: Refer to Page 19 of our 6-page series (Pgs 7-19)

Credit Card Toll Free Orderline 1-800-654-5244

(9AM-8PM 7 Days/Week)

Tech Info (between 4-8 pm), Order Status, Info: 716-292-1786, To Fax your order: 716-292-1775



well as the status of a call. Here's the breakdown:

AA — This indicator is on when your modem is set to *Auto Answer* mode and while it is connected with a modem that has called it.

ARQ — This is an indicator that automatic error control (*Automatic Repeat Request* or MNP) is in effect between modems.

CD (or DCD) — CD stands for *Carrier Detect* and means that your modem has detected a carrier signal from another modem — or thinks it has. Your modem detects a signal when it communicates with a modem, either by calling it (as the originating modem) or by answering a call (as the answering modem). Your modem can be fooled into thinking it has detected a carrier if you turn its carrier detect override switch to *On*. This is required by some software and by direct connections.

CS (or CTS) — Short for *Clear to Send*, CS flashes when your modem sends a signal to your computer that it's OK to send more data. This typically happens several times per second.

HS — This is the *High Speed* indicator, which is on whenever you set a speed of 1200 or 2400 bits per second (bps) with most modems or higher speeds with some. If it is not on, you are operating at your modem's slowest possible speed (usually 300 bps).

MR — This one's easy: It means *Modem Ready* and indicates that the power is on. If your modem is capable of performing an offline self-test, it flashes during the test.

OH — OH stands for *Off Hook*, and it means your modem has opened the telephone circuit, figuratively "taking the phone off the hook." The OH indicator comes on when your modem is dialing and stays on during the ensuing connection.

RD (or DR) — This indicator flashes when a data bit is received from a remote system (it stands for *Received Data*), or when the modem is sending result codes (explained later in this article) to your computer. The RD indicator flashes as characters appear on your computer's screen; if a data transfer is in process, it should flash rapidly in concert with the SD indicator.

RS (or RTS) — This is a *Request to Send* signal indicator; it is on when the modem is on if the computer's RS-232C port uses the Request to Send pin (Pin 4). This indicator flashes on and off if the RS-232C port is controlling data flow; otherwise it stays on.

SD (or DS) — This is the *Send Data* indicator; it flashes when a data bit is sent to the modem by your computer. The SD indicator should flash whenever you type anything on your keyboard. If a data transfer is in process, it should flash rapidly in concert with the RD indicator. (Note: If the RD and SD indicators stop flashing and/or either stays on for more than a few seconds during a protocol — Xmodem, Kermit, etc. — transfer, you should abort the transfer. Unless these indicators are flashing, data is not being exchanged.)

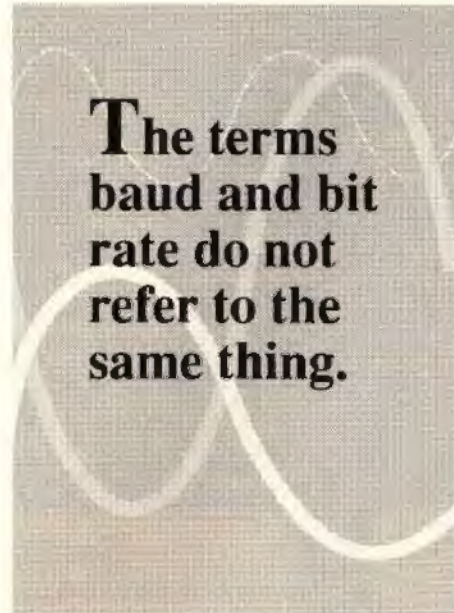
TR (or DTR) — You probably guessed this one: *Terminal Ready* (or *Data Terminal Ready*). This is on when the modem receives a signal from the computer (terminal) that it is ready to receive data. Some communications programs require that this be "forced" on by setting the modem's DTR override DIP switch to *On*. This eliminates hardware flow control and allows the software to have complete control over the rate of incoming data.

Your modem may not have all these indicators, but it should be equipped with CD, HS, MR, RD,

phone network and to convert analog signals into digital form (see Figure 1).

Baud vs. Bit Rate

Before discussing modems any further, we must define two important communica-



tions terms: baud and bit rate. The *baud* of a device refers to its signaling rate, or the number of signals generated per unit time. Thus a 2400-baud modem sends 2400 signals per second. The *bit rate* refers to the number of bits sent through a communications channel per unit time. Therefore a 2400 bit-per-second (bps) device transmits 2400 bits per second.

The terms baud and bit rate do not refer to the same thing. The relationship between the two depends upon the number of bits transmitted with each signal. As we will see, a 2400-baud modem and a 2400-bps modem are very different devices. While many readers of this article have used a 2400-bps modem, I'd guess that relatively few have ever used a 2400-baud modem.

Telephone Network Basics

To understand modems and their use, it is necessary to understand some basics about the local telephone line and analog signals.

People speak by forcing air over their vocal cords. The vibration of the vocal cords in turn causes vibrations in the air, interpreted by the ear as sound. These vibrations are basically a combination of *sinusoidal* (sine) waves (Figure 2).

While humans can generate tones in the range of 50 to 15,000 cycles per second (Hertz, or Hz) and the ear can detect sounds in the range of 20 to 20,000 Hz, the dial-up telephone network is optimized for human speech and carries signals in the range of only about 300 to 3400 Hz. (The reasoning behind this choice and the reason that the telephone network carries the human voice with high quality even in such a narrow band is beyond the scope of this article.)

Without going too much into communications theory, it is worth mentioning Harry Nyquist's Theorem, which specifies the theoretical maximum signaling rate on a communications channel. Since the telephone network passes sounds in the range of 300 to 3400 Hz, it is said to have a band

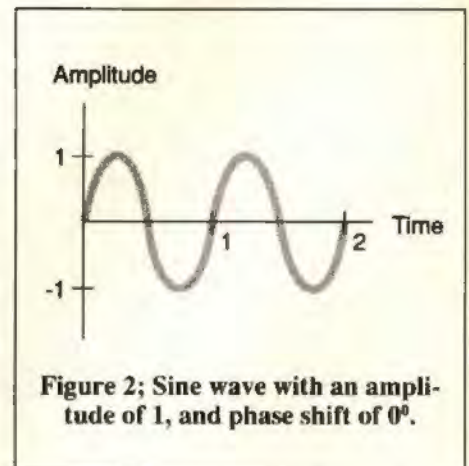


Figure 2; Sine wave with an amplitude of 1, and phase shift of 0°.

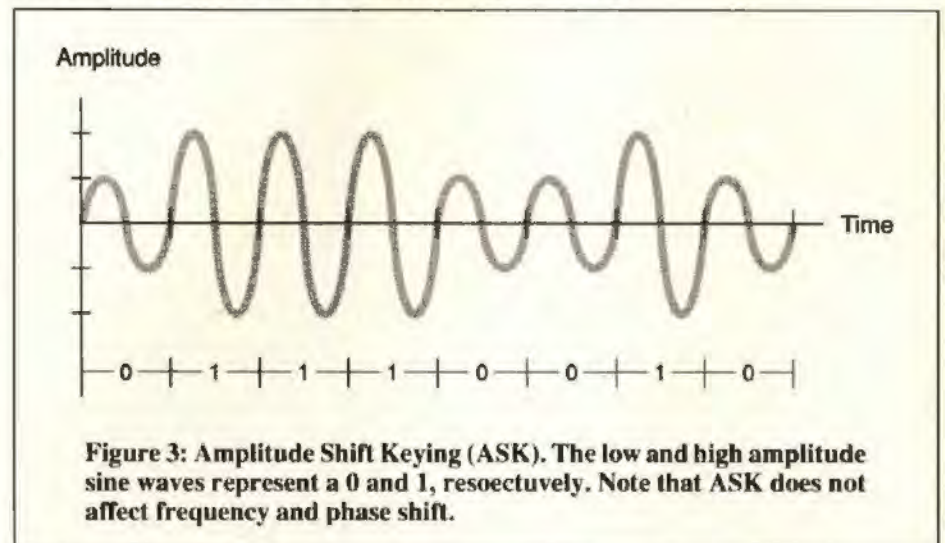


Figure 3: Amplitude Shift Keying (ASK). The low and high amplitude sine waves represent a 0 and 1, respectively. Note that ASK does not affect frequency and phase shift.

**VALUE
DISK
PACK
\$54.95**

RSDOS UTILITIES (for CoCo 1,2,3 unless otherwise specified)

SUPER TAPE/DISK TRANSFER:\$24.95. Copies Basic, ML and Data files from Tape-to-Disk, Disk-to-Tape, Tape-to-Tape and Disk-to-Disk.

DISK UTILITY 2.1A:\$19.95. Perfect tool for every disk drive user. Allows blazing fast file copy, kill, rename, directory sort, format and info on programs with extreme flexibility and ease. Very user friendly.

DISK LABEL MAKER:\$19.95. Design professional labels with different borders, font styles, double strike and more. Supports DMP, Epson, Gemini, Star and compatible printers.

COMPUTERIZED CHECKBOOK:\$19.95. The perfect program to balance your checkbook. Add, view, modify and print accounts for checks, deposits and ATM transactions. Entries for Checking, Savings and other accounts.

HOME BILL MANAGER:\$12.95. Schedule your billing effectively. Allows you to enter, edit, load and save bills & reminds you when due.

CALENDAR MAKER:\$12.95. Create annotated calendars, month by month. Memo feature allows "special day" reminders.

MAILLIST PRO:\$19.95. Create mailing lists sorted by name or zipcode. Create, Edit, View, Print and Sort mailing labels.

**VALUE
HOME
PACK
\$54.95**

COCO 3 SCREEN DUMP: 32/40/80 column, PMODE 3/4 dump. Allows you to take snap-shots of screens while program is running! DMP & Epson/Gemini/ Star & compatibles. **\$19.95** (CoCo 2 version incl)

BOWLING SCORE KEEPER: Organize scores for team or individual player. View, edit, print & compare scores. **\$19.95**

VCR TAPE ORGANIZE: Catagorize/organize your tape collection. Allows ratings for cautious viewing. **\$19.95**

RGB PATCH: Displays most games in color on RGB monitor. Req CoCo 3. **\$24.95**

BACKUP LIGHTNING 512K

(ColorVenture)

Copies 35/40 track single/double sided & 80 track single sided disks in a single pass. Supports up to 4 drives, variable step rates. Copies OS9 and RSDOS disks in less time than some disk formats! Req 512K. **\$19.95**

PRINTER LIGHTNING

(ColorVenture)

Store from 44K to 437K (aprox 200 pages!) for output to printer with the fastest, most reliable print spooler for the CoCo 3. Compatible with ColorVenture Ramdisk in 512K. **\$19.95**

RAMDISK

(ColorVenture)

Add two more 40 track drives to your system without losing an inch of desk space! Reset protection and lightning access - a fraction of a second! Req 512K. **\$19.95**

SUPER 88

88 favorites from CoCo-Times. File, screen and printer control utilities. Dumps, enhancements, Basic programming helpers and stand-alone programs for a variety of uses. Purchased seperately, a \$792 value. Packaged for Only **\$88.**

TELEWRITER 64 : THE COCO UTIL

word processor for CoCo2! Menu and key control for most major word processing features. Disk **\$57.95** Tape **\$47.95**

Transfer Standard Basic and ASCII files between CoCo & IBM. Req MSDOS 2.01-3.2 & 2 drive IBM compatible. **\$39.95**

VIP CALC III: Worksheets up to 512 columns by 1024 rows, 16 windows to monitor changes, 8 & 16 digit precision, trig -algebra-programable functions. 40, 64 & 80 column support with 4 color pop-up menus for great displays! **\$69.95**

WINDOW MASTER: 31 windows, 5 fonts/54 sizes, hires graphics. Req 512K, hires interface, joystick/mouse. **\$69.95**

CBASIC: Basic Compiler. Specify CoCo 1,2,3 **\$149.95**

TheSOURCE: Disassembler. Specify CoCo 1,2,3 **\$49.95**

XENOCOPY
Transfer Standard Basic & ASCII files between IBM & 300 other formats incl. CoCo, NEC, Novell, TRS-80 & Zenith. Req 2 drive IBM compatible. **\$79.95**

VIP DATABASE III: 40/64/80 column, 64 color screen displays, double clock speed, full indexing of files and menu support make this the best database for the CoCo 3! In-memory, lightning -fast record sorts, Multiple-criteria searches, built-in Math Package and Mail Merge. Fill your disks with records of your own design! **\$69.95**

**MICROCOM SOFTWARE
1-800-654-5244**

Credit Card Orders



1-716-292-1786

Inquiries & Support 4-8PM Monday-Friday

1-716-292-1775 Fax only please. Order info on page 19

SD and TR indicators unless it has no indicators at all.

Taking Command of Your Modem

Now that you have an idea of what your modem is doing, let's take a look at how to use direct commands to make it do what you want it to do.

Did you buy a used modem without a manual or lose your modem's manual? If so, you may be missing quite a bit in terms of command access to your modem. Fortunately most modems use the de facto AT command set, so-named because most of the commands must be preceded by the attention signal AT. These are the same commands your communications software uses to communicate with your modem, by the way.

A summary of AT commands follows. Note that the commands listed in the table are those commonly used in dialing and answering operations. Your modem may offer additional commands for configuration, setup and self-diagnostics, particularly if it is a Hayes modem.

Some modem manufacturers (such as U.S. Robotics and Hayes) use what is called an *extended AT command set*. This is a set of specialized commands — based on the AT command set — used to access their modems' special features. The AT commands shown in the list also operate with such modems of course.

Entering Commands

Commands can be typed in upper- or lowercase. With the exception of +++ and A/ all commands must be preceded by AT, and all are implemented by pressing ENTER. They can also be included in script files.

On most modems if you type a command that requires a numeric option and do not include the option, the option is assumed to be zero. For example, if you type ATH, the modem responds as if you've typed ATH0.

Try these commands with your modem; if a command or a command with a numeric option doesn't work, you'll either see an error message or the command will be ignored. Either way you can't hurt anything, and you may learn that your modem is more powerful than you thought.

Standard Commands

+++ — This is the *attention* command or escape code. This code, when entered via keyboard while no data is being transferred between the local system and the remote system, switches the modem to command mode, during which time anything you type is intercepted by the modem and interpreted as a command. The connection is maintained by the modem except in the special situations described below. To return online and cause the modem to resume sending input to the remote system, type AT0.

Being able to send commands directly to the modem while it is connected can be useful, especially in situations where you need to override parameters set by software or turn a feature such as a character echo on or off.

If a modem is using ARQ error-detection mode or if it is equipped with an *Escape Code Operations* DIP switch (usually Switch 9) set to *Off*, the modem disconnects when you enter +++.

A — This command forces the modem to answer an incoming call if it doesn't respond.

A/ — A/ causes the modem to repeat the most recent command (used only with modems that store commands in a command buffer; will not recall a command if the command buffer has been

width of 3100 Hz, or 3.1 kHz (i.e., 3400 - 300 = 3100). Nyquist's Theorem says that the maximum number of signals that can be sent through a communications channel is twice the band width of the channel. Thus a device attached to the telephone network could theoretically only operate at 6200 signals per second (baud).

This points immediately to a difference between the terms *baud* and *bps*. Many vendors sell 9.6-, 14.4- and 19.2-kbps modems for operation over the dial-up telephone network. They obviously could not work at 9600, 14,400 or 19,200 baud.

Nyquist's Theorem shows that the maximum signaling rate depends upon the band width of a channel. Claude Shannon's Theorem states that the maximum bit rate of a communications channel is related to the band width and the amount of noise on the channel. The analog, dial-up telephone

network has a signal-to-noise ratio (SNR) of at least 1000:1 and, remember, a band width of 3.1 kHz. Thus the theoretical channel capacity is about 30,000 bps.

Modulation Techniques

So how does a modem work? Basically a modem merely changes one or more of the characteristics of a sine wave. These changes, or *modulations*, can take several forms.

Figure 3 shows amplitude modulation, also called *Amplitude Shift Keying* (ASK). The amplitude of a sine wave is detected by the ear as volume. The figure shows two-level coding — i.e., two amplitude levels are defined and a single signal indicates the value of a single bit. In this example the low amplitude signal is a 0, and the higher amplitude is a 1.

ASK by itself is never used in modems.

Amplitude

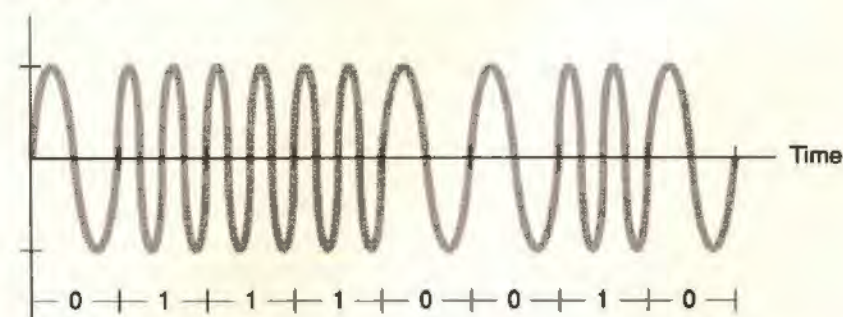


Figure 4: Frequency Shift Keying (FSK). The low and high frequency sine waves represent a 0 and 1, respectively. Note that FSK does not affect amplitude and phase shift.

Amplitude

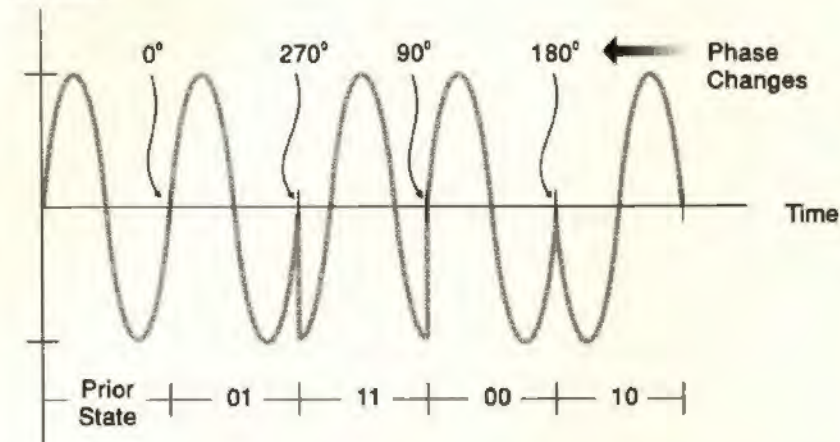


Figure 5: Differential Phase Shift Keying (DPSK). Phase changes in signal represent a pair of bits (dibit). Note that DPSK does not affect amplitude and frequency.

DISTO PRODUCTS

All Disto Products now carry a 1-Year Warranty. All Disto Add-Ons (& Super Controller II) include OS9 Driver Disks, unless otherwise specified.

Disto Mini Controller (with RSDOS or CDOS) : \$74.95

Disto Super Controller (with RSDOS or CDOS): \$99.95

Disto Super Controller II (with RSDOS or CDOS): \$129.95

• **Mini Eprom Programmer Add On:** \$54.95

• **Hard Disk Adapter:** \$39.95 w/ RS232: \$69.95

• **RT Clock & Printer Interface:** \$34.95 (OS9 Driver: \$19.95)

• **3-in-1 Multiboard Adapter:** Parallel Port, RT Clock & RS232 Port. \$74.95

• **MEB Adapter II:** \$34.95

• **4-in-1 Board:** Parallel Port, RT Clock, RS232 & Hard Disk Interface: \$129.95

RS232 Super Pack: True RS232 Port for your CoCo! Compatible with Tandy® RS232 Pack. Includes DB25 Cable. 100% Compatible with OS9 ACIA Software. Req. Multipak. Only \$54.95

HARD DRIVES

Systems w/ Seagate Hard Drive, Controller, Cables, CoCo XT Interface, Cables, Case (with fan, Power Supply and room for second drive), Software & Instruction Manuals. Assembled/Tested/Formatted. Just Plug'N'Run. Req. Multipak.

Seagate 20 Meg System: \$459!

Seagate 40 Meg System: \$549!

HARD DRIVE SALE

CoCo XT: Use 2 5-120 Meg Drives with your CoCo. Only \$69.95 w/ Real Time Clock: \$99.95

CoCo XT ROM: Boots OS9 from hard/floppy. Only \$19.95

HYPERIO: Allows Hard Drive use with RSDOS. Only \$29.95.

HYPERIO Disto Version. Only \$29.95

HYPERIII: RAMDisk & Spooler to CoCo 3 HYPER I/O. \$12.95

HYPERIO Utilities (by Kevin Berner)

Hard Drive Utilities: MSA Backup, Copy/Kill/Rename, Hard Disk Backup to Floppies (vica versa) & more. Only \$21.95

Disk Doctor: Checks/locks out bad sectors. only \$17.95

Hard Drive Zap: View tracks, sectors, modify data on your hard disk. Only \$21.95

DRIVES

2 Drive System \$299

There are a lot of dealers selling disk drives for the CoCo. Why buy from us? **First**, all our drives are **BRAND NEW DOUBLE SIDED** Drives. They are sleek, fast (6ms!), quiet and have a reputation of superb performance and reliability. **Second**, our Drive 0 & 2 Drive Systems come with the acclaimed **DISTO Controller** - with gold plated contacts & built-in ROM which allows you to access **BOTH** sides of our drives!. **Third**, our Drive 0 & 2 Drive Systems come with the **Official** 200 page Radio Shack Disk Manual. **Fourth**, you get \$50 worth of our utility software (Disk Util 2.1A & Super Tape/Disk Transfer). Our drive systems are head & shoulders above the rest!

Drive 0 (with Disto Controller, Case, Power Supply, 1 Drive Cable, Manual, Software): \$199

Drive 1 (with Case, Power Supply & Software): \$129 **Bare 5 1/4" Drive:** \$89

2 Drive System (With Disto Controller, Case, Power Supply, 2 Drive Cable, Manual & Software): \$299

Full-Height Case/Power Supply: \$59.95 **Power Splitter:** \$9.95

1 Drive Cable: \$16.95 **2 Drive Cable:** \$22.95 **4 Drive Cable:** \$34.95

FD501 Upgrade Kit: Bare Drive, 2 Drive Cable & Instructions: \$109

FD502 Upgrade Kit: Bare Drive, 2 Drive Cable, Power Cable & Instructions: \$119

Toshiba 3 1/2" 720K Drive w/ Power Supply & Case: \$149 **3 1/2" Bare Drive:** \$99

Other Good Stuff...

DS69B Digitizer: Use your CoCo to display pictures from your VCR. Comes complete with CSEE Software. Only \$149.95. CoCo 2 Version: \$99.95

Advanced Gravis Joystick: Features tension, rotary-centering, free floating with 3 buttons. Only \$59.95

Deluxe 2-Button Joystick: Only \$16.85

Multipak Locking Plate

(Specify CoCo 2/3 and 26-3024/3124): \$8

5 1/4" DS/DD Disks: \$.40 each

5 1/4" Colored DS/DD Disks: \$.89 each

3 1/2" DS/DD Disks: \$1.29 each

5 1/4" Disk Case (for 70 disks): \$9.95

3 1/2" Disk Case (for 40 disks): \$7.50

Black Ribbon: \$8.50

NX1000 Color Ribbon: \$12.95

Microcom Serial to Parallel Interface

• Run your printer at high speed (300-9600)

• Designed by Marty Goodman so you know its quality.

• Unlike other converters, this uses CRYSTAL oscillator which is VERY reliable at higher baud rates and different temperatures.

Only \$44.95

w/ Serial Modem Switch: \$54.95

MONITORS

MAGNAVOX 1CM135 RGB Monitor

Razor Sharp picture quality for your CoCo! Has 14" Screen, Analog/TTL RGB, Composite & Super VHS Inputs for CoCo 2/3, Stereo Sound, Text Display Switch, Tilt /Swivel Stand & 2 Year Warranty. Compatible with CoCo, IBM, a VCR & more! Only \$298 (add \$12 S&H/\$40 in Canada)



Magnavox RGB Cable for CoCo 3 and Composite Video / Audio Cable Set with Purchase of Monitor: \$19.95

512K CoCo 3

Brand new Color Computer 3 with 512K installed and tested!

Comes with complete manuals and \$100 worth of software!

Only \$259

Please Add \$10 S&H

512K Installat. Voids Warranty



MICROCOM SOFTWARE 1387 Brighton-Hennetta Townline Rd. Rochester, NY 14623

To Order: Refer to Page 19 of our 6-page series (Pgs 7-19)

Credit Card Toll Free Orderline 1-800-654-5244

(9AM-8PM 7 Days/Week)

Toll Info (between 4-8 pm): Order Status: Info: 716-292-1786 To Fax your order: 716-292-1775



Slots & Cards

VGA Graphics Depicted



microdeal

576 S. Telegraph
Pontiac, MI 48053
(313) 334-5700

Did you ever dream of visiting VEGAS, but you weren't sure what to expect — or if you would be able to afford it? Well, now you can play your favorite slot machine, or sit down at the blackjack table without even leaving the comfort of your home. Browse through different style slot machines (many different Multiplier slots). Visit the change booth if - or is that when? - you run out of cash, without feeling a pain in your wallet. Walk around the corner and sit down at any of a number of different style card games. Enjoy video five card draw poker - where it takes jacks or better to win. Or play Blackjack against the ever treacherous house dealer. Play Hi-Low and wager the max every chance you get. Do you like Keno? If so, choose your numbers, then sit back and wait to see if they are drawn!

All versions display vivid true to VEGAS graphics. Whatever your game, Slots & Cards has it for you! Slots & Cards is available for the IBM PC & Compatibles, Commodore Amiga, Atari ST and the CoCo III.

See your local dealer for orders and information or call us directly

512K UPGRADES

Fully assembled and TESTED. Our design allows a firm contact and mounting chips on top to prevent any heating problems. Fast 120ns chips. No soldering; Easy picture instructions for 2 minute installation! Comes with following software (value \$100):

- 512K Ramtest
- 512K Backup Lightning
- 512K Print Spooler
- 512K Ramdisk
- OS9 Level II Ramdisk

The absolute best 512K Upgrade Available! Only \$99
0K Board (with 512K Ramtest/Ramdisk/Spooler): \$39.95
64K Upgrade (8 chip) for CoCo I, CoCo II's with Cat # 26-3026/3027/3134/3136: \$29.95
64K Upgrade (2 chip) for 26-3134 A/B CoCo II: \$39.95

\$99

1 MEG UPGRADE

- Upgrade your CoCo 3 to 1 MEG!
- Kit includes 512K Memory and necessary Hardware
- Includes OS9 Drivers by Kevin Darling
- Requires 512K CoCo 3 and soldering experience.

Zero K Kit: \$119

1 MEG Kit: \$159

BIG BASIC (from Danosoft)

Get 92K from your 128K CoCo 3 and 476K on 512K for Basic Program and variables!! Only \$39.95
Super Big Basic (for Disto 1 MEG Upgrade): \$49.95

COMMUNICATIONS EXTRAVAGANZA 2400

(1) **ZOOM 2400 Modem:** Fully Hayes Compatible 300/1200/2400 w speaker, Auto Dial/Answer & **Seven Year Warranty!**

- (2) **MODEM CABLE** (4pin to DB25; Reg \$19.95)
- (3) **Autoterm Software** (Reg \$39.95)
- (4) **Free Compuserve Offer & Access Time**
- (5) **UPS 2nd Day Air Shipping**

Only **\$169.95**

Zoom 2400 Modem: \$129

Avatex 1200e Modem Only : \$85

Communications Extravaganza 1200: Includes Avatex 1200e w/ 2 Year Warr., cable, Compuserve Offer, software & 2nd Day Air Shipping. Only **\$109.95**

EPROM

INTRONICS EPROM PROGRAMMER: Programs 2516, 27xx/xxx series and more! Includes software & complete documentation. Latest version. CoCo 1,2,3. Only **\$137.95**
DATARASE Eprom Eraser: For 24/28 pin Eproms. Erases up to 4 EPROMs at a time. Only **\$49.95**
Both Eprom Programmer & Eraser: \$179.95

2764 Eprom: \$8 27128 Eprom: \$9
ROMPAK (w/ Blank PC Board, 27xx Series): \$12.95
BLANK CARTRIDGE (Disk Controller Size): \$10.95
Eprom Burning Service: \$15 (Eprom Extra)

KEYBOARDS

6 Feet Keyboard Extension Cable. Have up to 2 keyboards hooked up to your CoCo. Only **\$39.95**

CoCo 3 Keyboard: \$39.95 w/ Extension Cable: **\$69.95**
CoCo 2 Keyboard: \$19.95 w/ Extension Cable: **\$49.95**
 (CoCo 3 Keyboard includes free Function Keys Software)

CABLES

Magnavox 8505/8515/8CM643 RGB Cable: \$24.95
Magnavox 1CM135 RGB Cable: \$24.95
Serial-to-Parallel Interface: Use your parallel printer at high speed (300-9600 baud) with CoCo. Comes with all cables. Only **\$44.95**
15" Shielded Multipak Extension Cable: \$36.95
Y Cable: Use your disk system with Speech/RS232 Pack, DS69 Digitizer, etc. Only **\$27.95**
RGB Analog Extender Cable: \$19.95
SONY Monitor Cable: \$29.95
MODEM Cable: 4 pin to DB25. Only **\$19.95**
2 Pos. Switcher: Hook 2 devices to serial port. **\$29.95**
HI-RES Joystick Interface: \$11.99

CHIPS, ETC.

Genuine RS Disk ROM 2.1 (Needed for CoCo 3): \$29.95
68B09E Chip: \$14.95 **68B21 Chip: \$5.95**
GIME Chip for CoCo 3: \$39.95
Genuine RS Multipak PAL Chip w/ complete instructions (Specify 26-3024/3124): \$19.95
PAL Switcher: Allows you to switch between CoCo 2 & 3 modes when using the Multipak. You need the OLDER & NEW PAL Chip for the 26-3024 Multipak. Only **\$39.95**.
With NEW PAL Chip Only \$49.95



MICROCOM SOFTWARE 1387 Brighton-Henrietta, Townline Rd., Rochester, NY 14623



TO ORDER: All orders \$75 & above (except Printers, Monitors, Drives, Computers) shipped by **UPS 2nd Day Air** at no extra charge in Continental US. We accept Visa, MC, Discover & Amex (3% surcharge for Amex), check, MO & School PO's. COD Orders (for orders less than \$100) within US add \$5 extra. Please add 5% (min. \$3) S&H in Continental US & 10% (min. \$5) for Canada, Hawaii, Alaska & Puerto Rico. All foreign orders except Canada pay actual shipping charges (min \$5) for US Air Parcel Post/Surface Mail (specify). NYS residents please add sales tax. Our Australian Agent: Australian Peripheral Development; Ph: 07-341-9061.

Credit Card Toli Free Orderline 1-800-654-5244 (9AM-8PM 7 Days/Week)

Tech Info (between 4-8 pm), Order Status, Info: 716-292-1786. To Fax your order: 716-292-1775



cleared by turning off the modem or issuing the AT command; see below). This is useful in offline parameter settings or if you want to redial a number.

^C — This aborts the display of a modem's help screen (^K is sometimes used as well).

^S/^Q — When the modem is in Command mode, these are flow-control characters. Use ^S to pause the display of information, such as help screens, from the modem; use ^Q to resume the display.

AT — Short for *Attention*, this command "wakes up" or initializes a modem. Used alone, it clears the command buffer (which means that A/ will not recall the last real command). AT must precede all modem commands, with the exception of +++, A/ and control-character commands.

ATA — This toggles a modem to answer mode; use this to manually answer an incoming call.

ATCx — ATC turns a modem's transmitter on and off. ATC0 turns the transmitter off so the modem will receive only (useful in direct connections). ATC1 turns the transmitter on (the default).

ATDx — This is the standard modem dial command (D is for *Dial*). Typically used with one or more options (x), followed by a phone number. When entered with an option and phone number, this sets a modem to Originate mode and dials the number. The basic options for use with ATD are P

Quadbit	Relative Amplitude	Phase Shift	Quadbit	Relative Amplitude	Phase Shift
0 0 0 0	$\sqrt{2}$	45°	1 0 0 0	$3\sqrt{2}$	45°
0 0 0 1	3	0°	1 0 0 1	5	0°
0 0 1 0	$\frac{3}{2}$	90°	1 0 1 0	$\frac{5}{2}$	90°
0 0 1 1	$\sqrt{2}$	135°	1 0 1 1	$3\sqrt{2}$	135°
0 1 0 0	3	270°	1 1 0 0	5	270°
0 1 0 1	$\sqrt{2}$	315°	1 1 0 1	$3\sqrt{2}$	315°
0 1 1 0	$\sqrt{2}$	225°	1 1 1 0	$3\sqrt{2}$	225°
0 1 1 1	3	180°	1 1 1 1	5	180°

Table 1: Amplitude and Phase Changes for Each 4-Bit Quantity (Quadbit) per CCITT Recommendation V.29 (9600 bps, 2400 baud)

The reason is that background noise, which exists on nearly all communications channels, is additive and affects the amplitude of the signal. Thus ASK is a notoriously unreliable modulation technique.

Frequency modulation, or *Frequency Shift Keying* (FSK), alters the frequency of the sine waves (Figure 4). Varying frequencies are detected by the ear as changes in pitch. In the figure the low-frequency tone is a 0 while the high frequency tone is a 1; this is also a two-level coding scheme, sending one bit per signal. FSK modems are commonly used today for low-speed appli-

cations; typically a single bit is sent with each signal.

As an example consider the Bell 103 modem standard. A Bell 103 modem operates at a speed of 0 to 300 bps (and 0 to 300 baud). Full-duplex communication is achieved by defining forward and reverse frequencies. Tones of 1070 and 1270 Hz are a 1 and 0, respectively, in one direction while 2025 and 2225 Hz tones represent 1 and 0, respectively, in the other direction. The calling modem usually uses the lower frequencies whereas the called modem usually uses the higher frequencies.

The final characteristic of a sine wave that can be modulated is the *phase angle* of the signal. Two out-of-phase sine waves re-

Dibit	Phase Shift
00	90°
01	0°
10	180°
11	270°

sult in a low-frequency hum such as that heard when tuning the strings of a piano or guitar. Modems using phase modulation usually use a technique called *Differential Phase Shift Keying* (DPSK).

Figure 5 shows an example of DPSK. The figure shows four-level coding; four different phase angles are defined so that each signal carries two bits. The following table shows the bit pair (*dibit*) values and the phase shift in the signal associated with each bit pair. These values are taken from the Bell 212 (1200 bps, 600 baud) standard:

The bit pair 00, for example, is transmitted by shifting the phase of the signal by 90° with respect to the previous signal sent; a 10 is represented by a 180° phase shift. DPSK is commonly used in moderate-speed modems operating at 1200 and 2400 bps.

Modem Standards

Another commonly used modulation scheme, *Quadrature Amplitude Modulation* (QAM), combines both amplitude and phase modulation. QAM is used in higher-speed modems operating at 2400 bps and above. QAM signaling alters the amplitude and/or phase angle of a signal compared with the prior signal. Table 1 lists the amplitude and phase changes for each 4-bit quantity (*quadbit*) per CCITT Recommendation V.29 (9600 bps, 2400 baud).

As an example, if the 4-bit pattern 0100 were transmitted, the next sine wave sent would have a relative amplitude of 3 and would be shifted by 270° from the prior signal.

There are two main sources of modem standards in use today: the Bell standards

Free Disk-ZAP with any purchase!

VIP Software for the CoCo 3

- VIP Writer III includes VIP Speller.....\$79.95
- VIP Calc III.....\$69.95
- VIP Database III.....\$69.95
- VIP Library /WDCE.....\$179.95
- Upgrade Writer to Writer III.....\$49.95
- Upgrade Calc to Calc III.....\$29.95
- Upgrade Database to Database III....\$39.95
- Upgrade Library to Library /WDCE...\$99.95

VIP Software for ALL CoCos

- VIP Writer includes VIP Speller.....\$69.95
- VIP Calc.....\$59.95
- VIP Database.....\$49.95
- VIP Disk-Zap.....\$29.95
- VIP Integrated Library.....\$149.95
- Upgrade any VIP pgm to VIP Library \$99.95

Upgrading? Send disk only + amount + S/H
See our January ad for product descriptions.

VISA

M/C

SD Enterprises info line (805) 566-1317

P. O. Box 621 Carpinteria Ca 93013

VIP Library orders add \$4 S/H USA, \$5 Canada & \$10 Foreign
Other orders add \$3 S/H in USA, \$4 Canada, \$6 Foreign. COD orders add an additional \$2.75. Checks allow 3 weeks for delivery. Calif. res. add 6 1/4 % tax.

Modem Standard	Bit Rate	Signaling Rate	Modulation Technique
103	300	300	FSK
V.21	300	300	FSK
212	1200	600	DPSK
V.22	1200	600	DPSK
V.22bis	2400	600	QAM
V.26ter	2400	1200	DPSK
V.27	4800	1600	DPSK
V.29	4800	2400	QAM
V.32	4800	2400	QAM
V.29	7200	2400	QAM
209	9600	2400	QAM
V.29	9600	2400	QAM
V.32	9600	2400	QAM

Table 2: Common Bell and CCITT (V-Series) Modem Standards and Bit Rate, Baud and Modulation Technique Associated With Each

and CCITT V-series recommendations. Bell standards apply mostly to lower-speed modems and were developed during those years when AT&T and the Bell system owned and operated the U.S. telephone network.

The International Telegraph and Telephone Consultative Committee (CCITT) is a committee of the International Telecommunication Union (ITU), an agency of the United Nations. CCITT V-series recommendations address digital communication over the analog telephone network.

Table 2 lists some of the most common Bell (103, 212A and 209) and CCITT (V-series) modem standards and the bit rate, baud and modulation technique associated with each. Some of the standards are listed more than once since they support fallback speeds in case the higher speed cannot be achieved for a given call.

Modem standards are very important because they allow users to determine the compatibility between a pair of modems. For example, although Bell 212 and CCITT

and T. ATDP causes the modem to dial using pulses. ATDT causes the modem to dial using tones. A typical dial-up sequence would be ATDT3711925.

Other options you may be able to use are:

- Pause for two seconds
- : Switch to Command mode after dialing
- Dial the letters that follow as numbers
- @ Wait for an answer (do not "time out" after a certain number of rings).
- R Use when calling a modem that cannot answer incoming calls.

These options can appear anywhere in the command string after P or T.

ATDS — With modems that are so equipped, dials a number stored in RAM.

ATEx — This command turns Command-mode character echo on and off. ATE1 turns Command-mode character echo on, causing the modem to echo what you type when in Command mode. ATE0 turns Command-mode character echo off (the default). Useful when you are entering dialing and other commands manually so you can see what you are entering.

ATFx — ATF enables or disables the echo of data transmitted from a computer. ATF0 turns the local echo on; this status, also known as *half duplex*, echoes what you type to your screen as well as sending it to the remote system, and echoes data received back to the remote system.

SUPER BACKUP UTILITIES

- ** Requires minimum 64K **
- * Copies either standard or OS-9 disks
- * Does not abort on errors; allows you to copy disks that contain bad sectors
- * Errors are reported by track and sector number
- * Utilizes all your RAM. 512K version will make multiple copies of a disk after loading the data only once
- * A must for single-drive backups:
 - Copies 10 tracks at a time using 64K
 - Copies 19 tracks at a time using 128K
 - Copies an entire 80-track disk using 512K!
 - Less disk swaps mean a big savings in time

SUPER BOOT

- ** COCO-3 ONLY **
- * BOOT your DECB (RS-DOS) disks by typing DOS
- * Automatically sets printer baud rate
 - Supports 300, 600, 1200, 2400, 4800, 9600
- * Automatically sets number of disk tracks/sides
 - Supports 35, 36, 40, 80—single or double
- * Automatically sets drive step rate
 - Supports 6, 20, 30
- * Displays directory in two columns, up to four "pages". As many as 128 entries can be displayed without scrolling off the screen
- * Auto-starts file named STARTUP or select file to LOAD or LOADM using arrow keys

Each program \$15.00 (U.S.). Both \$25.00
 Send check or money order to:
 C. ENGLAND
 128 Shepherd Dr. N.E.
 Calhoun, GA 30701

NEW!!!



ALL
COMMANDS
AT YOUR
FINGERTIPS

NO MORE
SEARCHING
THROUGH
MANUALS

KEYBOARD TEMPLATES FOR YOUR COCO

ALL Commands for CoCo 1-2-3
 on ONE Template \$6.95
 Telewriter 64 Template 5.95
 Telewriter 128 Template 5.95

Please add \$2.00 Shipping & Handling for each Template

(NC Residents Add 5% Sales Tax)

PLEASE SEND CHECK OR MONEY ORDER ONLY

P&M PRODUCTS

1003 Shalimar Drive
 High Point, North Carolina 27262
 (919) 887-2236

ATF1 turns local echo off; this status, also known as *full duplex*, disables echoing what you type and disables echoing data received from the remote system (this is the default). This command is useful when you dial up a system that doesn't echo what you type because it is operating at full duplex.

ATHx — This is the *on hook/off hook* command. ATH0 hangs up (disconnects) the phone line, also known as going on hook. ATH1 opens the phone line, also known as going off hook. (You'll use ATH0 more frequently.)

ATIx — This is an *inquiry* command; when followed by a number between 0 and 5, the modem responds with information about itself or its settings, such as this:

- ATI0 Displays a product code or the current speed setting.
- ATI1 Performs a ROM test.
- ATI2 Performs a RAM test.
- ATI3 Displays call duration or current time, depending on ATKx setting.
- ATI4 Displays current settings.
- ATI5 Displays NRAM settings.

ATKx — This command determines whether the ATI3 command displays the current call duration or the real time. ATK0 causes ATI3 to display the call duration; ATK1 causes ATI3 to display the current time. (To set the time on most modems with the ATI3 command, type `ATI3=HH:MM:SS K1`.)

ATMx — ATM controls a modem's speaker. ATM0 turns the speaker off. ATM1 sets the speaker to stay on until a carrier is detected (this is the default setting on most modems). ATM2 sets the speaker so that it will be on at all times — before, during and after a call. ATM3 sets the speaker to turn on after the dial string is received by the modem, then turn off at carrier detect.

ATO — This command returns you to the online mode from the command mode if you've entered the command mode using `+++`.

ATP — Sets the dial mode to pulse (this is the default). Many modems do not accept this alone, requiring you to use ATDP instead.

ATQx — ATQ0 disables the display of call result codes (see below). ATQ1 (the default) turns on the result codes.

ATSxn — On modems with addressable registers (bit settings in RAM), these allow you to customize certain settings. In the `ATSxn` command string, *x* is the register number and *n* is the numeric value placed in it. (See your modem's manual for information on register settings.)

ATSx? — This command is a query that displays the setting of the register specified.

ATT — Sets the dial mode to tone. Many modems do not accept this alone and require you to use ATDT instead.

ATVx — This command sets up the modem to display result codes as numbers (ATV0) or letters (ATV1, the default).

ATXx — On modems that support this feature, ATX followed by a number 1 through 6 enables

the display of up to 12 result codes and turns on up to four features (adaptive dialing, wait for second dial tone, etc.).

ATZ — ATZ resets the modem to its default parameters, canceling any settings you may have made using the preceding commands.

Advanced Commands

AT& — This is a prefix for advanced commands, which are not available on all modems. (To find out if a modem offers the advanced command set, type `AT&$`.)

Help Commands

AT\$ — On modems that have online help, this displays a summary of extended commands and options.

AT&\$ — On modems that have online help and support the extended command set, this command displays a summary of extended commands and options.

ATD\$ — On modems with online help, this command displays a summary of dial commands.

ATS\$ — On modems with settable registers, this command displays a summary of register settings.

Modem Command and Dial Result Codes

0 OK — Displayed after you have entered a parameter setting command properly, to let you know the command was acted on.

4 ERROR — Displayed if you enter something that is not a command or if you enter a command using the wrong syntax or an impossible option number.

1 CONNECT — Displayed when a remote system answers, an advanced result codes option (`ATX1` through `ATX6`) is not set.

5 CONNECT 1200 — When an advanced result codes option is set, this is displayed when the modem senses a remote system answering at 1200 bps.

10 CONNECT 2400 — When an advanced result codes option is set, this is displayed when the modem senses a remote system answering at 2400 bps.

3 NO CARRIER — This is displayed when a remote system disconnects.

6 NO DIAL TONE — This is displayed when the modem attempts to make a call and can't get a dial tone.

7 BUSY — When the modem makes a call and detects a busy signal, it displays this message and disconnects.

2 RING — Displayed each time the phone rings after a call is made until the remote system answers or the number of rings required to display NO ANSWER is reached.

11 RINGING — At higher ATX settings this replaces RING.

8 NO ANSWER — The modem displays this setting (rather than NO CARRIER) and disconnects after a predetermined number of rings if you have used the @ option with a dial string.

12 VOICE — When the modem makes a call and detects a voice answering, it displays this message and disconnects.

If a modem has Automatic Repeat Request error protocol, it may display `CONNECT/ARQ`, `CONNECT 1200/ARQ`, or `CONNECT 2400/ARQ` with certain extended command and DIP switch settings.

— Michael A. Banks

V.22 modems both use DPSK and operate at 1200 bps, a Bell 212 modem cannot communicate with a V.22 modem since the phase angle shifts are different. It is important, then, to check the standard(s) supported by a given modem to ensure its compatibility with other modems.

Table 2 also demonstrates clearly the difference between baud and bit rate. I understand the reality of advertisements for 300-, 1200- and 2400-baud modems; I would observe that, technically speaking, most of those advertisements are not correct. I would further claim that most people don't care about the signaling rate anyway; they only care about the bit rate.

Final Comments

Several final comments should be made. Many people would like to be able to convert the bit rate of a modem to a character transmission rate. The bit rate can usually be converted to character transfer rate by dividing the bit rate by 10 (i.e., a 300-bps modem can transfer roughly 30 characters per second). This is only a rough estimate, however. First, it assumes asynchronous transmission using an 8-bit data word and a 1-bit stop interval. Second, a modem may not be able to sustain a calculated character transfer rate due to flow control procedures. Take this conversion, then, with the appropriate grain of salt.

Many modems specify *Hayes compatibility*. This does not refer to a modulation technique; rather, it refers to the user/modem command set, which Hayes calls the *AT*, or *Attention*, command set. For example, in the Hayes command language, the command `AT DT 555-9138` instructs the modem to dial (D) the telephone number 555-9138 using tone (T) rather than pulse dialing. Other command languages use a different syntax for this same instruction. Knowing the command set is necessary before a user and/or communications software package can control a modem. The command language is independent of the modem's operating speed and modulation technique; it merely allows the user to send commands to control the operation of the modem.

Finally, the discussion presented here applies to both internal (as are often used with MS-DOS machines) and external modems. The only difference between these two types is that an internal modem is plugged directly into a computer's back plane and an external modem attaches to a terminal or computer via a serial port, as shown in Figure 1. As far as the telephone network is concerned, its termination is at the modem regardless of whether the modem is inside or outside of the device sending and receiving digital information.

**GET 'EM WHILE
THEY'RE**

STILL HOT

BACK ISSUES STILL AVAILABLE

Have you explored the wealth of information in our past issues? From our very first, four-page issue to many with more than 300 pages of material, it's all just for CoCo users — a great way to expand your library!

A WORLD OF INFO AT A BARGAIN PRICE

All back issues sell for the single issue cover price. In addition, there is a \$3.50 charge for the first issue, plus 50 cents for each additional issue for postage and handling if sent by United Parcel Service. There is a \$5 charge for the first issue, plus a \$1 charge for each additional issue on orders sent by U.S. Mail. UPS will not deliver to a post office box or to another country.

MOST ISSUES STILL AVAILABLE

Issues July 1981 through June 1982 are available on white paper in a reprint form. All others are in regular magazine form. VISA, MasterCard and American Express accepted. Kentucky residents please add 6 percent sales tax. In order to hold down costs, we do not bill, and no C.O.D. orders are accepted.

Due to heavy demand, we suggest you order the back issues you want now while supplies last.

To check availability and order, review and fill out the form below and mail it with your payment.

For greater convenience, order through the Rainbow Magazine Services area of our Delphi CoCo SIG.

RAINBOW INDEX

A complete index for, July 1981 through June 1984, is printed in the July 1984 issue. Separate copies are available for \$2.50 plus 50¢ handling.

Indexes for subsequent years are published annually in the July issues of THE RAINBOW.

TOTAL _____
 KY RESIDENTS ADD 6% _____
 U.S. MAIL CHARGE _____
 SHIPPING & HANDLING _____
 U.P.S. CHARGE _____
 TOTAL AMOUNT _____
 ENCLOSED _____

Article Reprints

In instances where a given issue is now out of print and not available for purchase, we do provide photocopies of specific articles. The cost for this service is \$1.50 plus 50 cents S/H per article. This service is provided *only* in the case of out-of-stock issues.

Name _____
 Address _____
 City _____ State _____ Zip _____
 Payment Enclosed, or
 Charge to my: VISA MC AE
 CARD # _____
 EXPIRATION DATE _____ PHONE () _____
 SIGNATURE _____

TO ORDER BY PHONE (credit card orders only) call (800) 847-0309, 8 a.m. to 5 p.m. EST. All other inquiries call (502) 228-4492.

send to:
 THE RAINBOW
 The Falsoft Building
 P.O. Box 385
 Prospect, KY 40059

Please send me the following back issues:

JUL 81	VOLUME 1			MAR 87	Business	\$3.95	<input type="checkbox"/>
AUG 81	Premier Issue	\$2.00	<input type="checkbox"/>	APR 87	Home Help	\$3.95	<input type="checkbox"/>
SEP 81	Education	\$2.00	<input type="checkbox"/>	MAY 87	Printer	\$3.95	<input type="checkbox"/>
NOV 81	Business	\$2.00	<input type="checkbox"/>	JUN 87	Music	\$3.95	<input type="checkbox"/>
DEC 81	Holiday	\$2.00	<input type="checkbox"/>	JUL 87	Anniversary	\$3.95	<input type="checkbox"/>
FEB 82		\$2.00	<input type="checkbox"/>		VOLUME 7		
				AUG 87	Games	\$3.95	<input type="checkbox"/>
JUN 83	VOLUME 2			SEP 87	Education	\$3.95	<input type="checkbox"/>
	Printers	\$2.95	<input type="checkbox"/>	OCT 87	Graphics	\$3.95	<input type="checkbox"/>
				NOV 87	Data Comm.	\$3.95	<input type="checkbox"/>
AUG 83	VOLUME 3			DEC 87	Holiday	\$3.95	<input type="checkbox"/>
SEP 83	Games	\$2.95	<input type="checkbox"/>	JAN 88	Beginners	\$3.95	<input type="checkbox"/>
OCT 83	Education	\$2.95	<input type="checkbox"/>	FEB 88	Utilities	\$3.95	<input type="checkbox"/>
NOV 83	Graphics	\$3.95	<input type="checkbox"/>	MAR 88	Business	\$3.95	<input type="checkbox"/>
DEC 83	Business	\$3.95	<input type="checkbox"/>	APR 88	Home Help	\$3.95	<input type="checkbox"/>
JAN 84	Gaming	\$3.95	<input type="checkbox"/>	MAY 88	Printer	\$3.95	<input type="checkbox"/>
FEB 84	Printer	\$3.95	<input type="checkbox"/>	JUN 88	Music	\$3.95	<input type="checkbox"/>
MAR 84	Music	\$3.95	<input type="checkbox"/>	JUL 88	Anniversary	\$3.95	<input type="checkbox"/>
APR 84	Anniversary	\$3.95	<input type="checkbox"/>		VOLUME 8		
MAY 84				AUG 88	Games	\$3.95	<input type="checkbox"/>
JUN 84				SEP 88	Education	\$3.95	<input type="checkbox"/>
JUL 84				OCT 88	Graphics	\$3.95	<input type="checkbox"/>
	VOLUME 4			NOV 88	Data Comm.	\$3.95	<input type="checkbox"/>
AUG 84	Games	\$3.95	<input type="checkbox"/>	DEC 88	Holiday	\$3.95	<input type="checkbox"/>
SEP 84	Education	\$3.95	<input type="checkbox"/>	JAN 89	Beginners	\$3.95	<input type="checkbox"/>
OCT 84	Graphics	\$3.95	<input type="checkbox"/>	FEB 89	Home Help	\$3.95	<input type="checkbox"/>
NOV 84	Data Comm.	\$3.95	<input type="checkbox"/>	MAR 89	Hardware	\$3.95	<input type="checkbox"/>
DEC 84	Holiday	\$3.95	<input type="checkbox"/>	APR 89	Business	\$3.95	<input type="checkbox"/>
JAN 85	Beginners	\$3.95	<input type="checkbox"/>	MAY 89	Printer	\$3.95	<input type="checkbox"/>
FEB 85	Utilities	\$3.95	<input type="checkbox"/>	JUN 89	Summer Fun	\$3.95	<input type="checkbox"/>
MAR 85	Business	\$3.95	<input type="checkbox"/>	JUL 89	Anniversary	\$3.95	<input type="checkbox"/>
APR 85	Simulations	\$3.95	<input type="checkbox"/>		VOLUME 9		
MAY 85	Printer	\$3.95	<input type="checkbox"/>	AUG 89	Beyond BASIC	\$3.95	<input type="checkbox"/>
JUN 85	Music	\$3.95	<input type="checkbox"/>	SEP 89	Education	\$3.95	<input type="checkbox"/>
JUL 85	Anniversary	\$3.95	<input type="checkbox"/>	OCT 89	Graphics	\$3.95	<input type="checkbox"/>
	VOLUME 5			NOV 89	Data Comm.	\$3.95	<input type="checkbox"/>
AUG 85	Games	\$3.95	<input type="checkbox"/>	DEC 89	Holiday	\$3.95	<input type="checkbox"/>
SEP 85	Education	\$3.95	<input type="checkbox"/>	JAN 90	Beginners	\$3.95	<input type="checkbox"/>
OCT 85	Graphics	\$3.95	<input type="checkbox"/>	FEB 90	Home Help	\$3.95	<input type="checkbox"/>
NOV 85	Data Comm.	\$3.95	<input type="checkbox"/>	MAR 90	Hardware	\$3.95	<input type="checkbox"/>
DEC 85	Holiday	\$3.95	<input type="checkbox"/>	APR 90	Business	\$3.95	<input type="checkbox"/>
JAN 86	Beginners	\$3.95	<input type="checkbox"/>	MAY 90	Printer	\$3.95	<input type="checkbox"/>
FEB 86	Utilities	\$3.95	<input type="checkbox"/>	JUN 90	Summer Fun	\$3.95	<input type="checkbox"/>
MAR 86	Business	\$3.95	<input type="checkbox"/>	JUL 90	Anniversary	\$3.95	<input type="checkbox"/>
APR 86	Home Help	\$3.95	<input type="checkbox"/>		VOLUME 9		
MAY 86	Printer	\$3.95	<input type="checkbox"/>	AUG 90	OS-9	\$3.95	<input type="checkbox"/>
JUN 86	Music	\$3.95	<input type="checkbox"/>	SEP 90	Education	\$3.95	<input type="checkbox"/>
JUL 86	Anniversary	\$3.95	<input type="checkbox"/>	OCT 90	Graphics	\$3.95	<input type="checkbox"/>
	VOLUME 6			NOV 90	Data Comm.	\$3.95	<input type="checkbox"/>
AUG 86	Games	\$3.95	<input type="checkbox"/>				
SEP 86	Education	\$3.95	<input type="checkbox"/>				
OCT 86	Graphics	\$3.95	<input type="checkbox"/>				
NOV 86	Data Comm.	\$3.95	<input type="checkbox"/>				
DEC 86	Holiday	\$3.95	<input type="checkbox"/>				
JAN 87	Beginners	\$3.95	<input type="checkbox"/>				
FEB 87	Utilities	\$3.95	<input type="checkbox"/>				

Shifting Gears

by Marty Goodman
Contributing Editor

The manual for OS-9 suggests there is a dual speed feature with the operating system. How do I access it, and how is it used? Can you recommend a good monochrome monitor for the CoCo 3? Where can I find a list of parts for the CoCo 3? Can I get a better buy if I try to buy a CoCo 3 motherboard without ROM or RAM?

Carl F. Merkel
Kinburn, Ontario

According to several OS-9 experts I have consulted, the dual-speed feature is not useful. The system runs too slowly at single speed. It is true that in BASIC09 you can poke \$FF68 with a value and slow down the computer. The only use I can see for this would be to accommodate an improperly designed hardware card that has trouble running at the higher speed.

The pleasantly surprising fact is that most monochrome monitors are of excellent quality, and almost any one should work well. Many persons prefer amber to green screens, and some use black-and-white (closed-circuit TV-type) monitors, but this is mostly a matter of personal preference. There are (or were) literally hundreds of brands made; I am familiar with only a few of them.

Connect your CoCo to whatever monitor you are considering purchasing. There is no substitute for looking at the image on

Martin H. Goodman, M.D., a physician trained in anesthesiology, is a longtime electronics tinkerer and outspoken commentator — sort of the Howard Cosell of the CoCo world. On Delphi, Marty is the SIGop of RAINBOW's CoCo SIG and database manager of OS-9 Online. His non-computer passions include running, mountaineering and outdoor photography. Marty lives in San Pablo, California.

the monitor. All the manufacturer's specs in the world are meaningless without that "proof in the pudding" test.

To the best of my knowledge, the only way to buy CoCo 3s is as whole units. Your best bet is to buy a CoCo 3 on sale. As for parts, just order the service manual for the CoCo 3, and it will list the part numbers. (Prices are not listed in the manual.) You can order the service manual from your local Radio Shack store or from any of a number of THE RAINBOW advertisers, then request price quotes on one or more of the parts you want from Tandy National Parts via your local Radio Shack store.

Hard Drive Controllers

I'm considering buying a used Radio Shack hard drive system for the CoCo 3 (Radio Shack host adapter, and Model 3 10-Meg hard drive and controller). I want to use it with Disk BASIC. Will this work? Is it a good deal at \$350?

Harten Linke (HARLIN)
Mainstee, Michigan

The old Radio Shack host adapter and the hard drive system it works with are orphan units. Very few of the host adapters were ever made, and they are not well supported, especially under Disk BASIC (the systems were intended for use only with OS-9.) Furthermore, the going rate for a used 10-Meg drive is around \$40 to \$80. A SCSI controller can be found for somewhere between \$50 and \$150. A case and power supply will add another \$50 to \$100 to the overall cost.

To use a hard drive system exclusively with Disk BASIC, I would recommend RGB DOS from RGB Systems. This is by far the most compatible with existing Disk BASIC programs. RGB DOS works with any SCSI-based hard drive system on the CoCo 3. This means it will work with the host adapters and SCSI controllers from RGB,

Owl-Ware or Disto/CRC. Unfortunately, because the (very economical) Burke and Burke hard drive set-up does not use a SCSI controller, but rather is locked into an IBM-style controller that writes 512 (not 256) byte sectors, RGB DOS cannot be used with it. While I tend to recommend Burke and Burke in many situations, if your use is to be entirely Disk BASIC, the RGB software (actually firmware, for it is burned into an EPROM) combined with some SCSI-based host adapter, controller, and hard drive would likely be best for you.

MNP Error-Correction

Can you explain to me about MNP error correction?

Dan Monday (DANMONDAY)
West Bend, Wisconsin

Some of the more expensive 2400- and 9600-baud modems (costing between \$170 and \$1000) now feature Microcom Networking Protocol in their firmware. Such a modem performs automatic error-checking if it is connected with another MNP modem. Also, if both modems support MNP Class 5, they will perform data compression and decompression, resulting in an effective doubling of throughput in some cases. The error-checking and correction is handled in a way similar to that of Xmodem. The difference is that it is transparent to the user, since it is being done by the modems. All the computer sees is ordinary data going to or from the modem, as if the modem were a normal (non-MNP) modem. The data an MNP modem receives, if it is talking to another MNP modem, will be error free. For this reason, you can transfer files with an MNP-to-MNP connection without Xmodem.

To allow for the higher throughput achieved by the data compression, MNP Class 5 modems that hook up at 2400 baud to the phone line typically connect to the host computer at 4800 or 9600 baud.

Practically speaking, MNP is of limited use to most CoCo users. Between the relatively small size of CoCo files, and the effectiveness of Ymodem and the various CoCo archiving/compression programs, there are few CoCo users who will get real value out of the extra cost of MNP. Similarly, most PC-compatible users will not likely have a need for MNP. Between the excellent archiving and compression programs, and the effectiveness of Zmodem, it is only a minority of users (such as California doctors required by the AMA to do direct billing via MNP modems) who will benefit from spending the extra money for this feature.

Foreign Power Revisited

Can a CoCo 3 be powered by a foreign source of power that is 110 volts, but only 50 (not 60) cycles? What problems will this cause? Are the PIAs and CPUs of Models 26-3127 and 26-3127B CoCo 2s the same? Can they be switched?

*TJ Seagrove (TJSEAGROVE)
North Charleston, South Carolina*

The CoCo and monitor should both run on a 110-volt, 50-Hz source of power. The only harm possible may be that the transformer will run a bit hot, since its efficiency will be less at 50-Hz. Since the CoCo, the add-on boards (including clock boards), and the monitor derive none of their timing from the power-line frequency, there should be no problems related to improper timing.

The PIAs and CPUs are the same in both the 26-3127 and the 26-3127B CoCo 2s. The only difference between these computers is the video display generator (VDG) chip and the memory manager chip. Note, however, that each CoCo has two PIA chips, and they are not the same. Exchange the 6821 chip for another 6821, and exchange the custom keyboard PIA chip with only another similar custom keyboard PIA chip.

Fried RAM (and Eggs)?

I recently made an interesting discovery. I had fried some memory on a 512K RAM upgrade board for my CoCo 3. I no longer had any 4164 or 41256 chips around, and had to order spares. While waiting for the new chips to arrive, I looked over the circuit for the upgrade and decided the 512K upgrade board might work as a 128K board if I plugged in 4164-15 chips. I had lots of spare

4164 chips; I tried them and it works. So, if you have a DRAM chip die on your 512K board, and if you have spare 4164 chips, you can limp along using them in your upgrade board until you get new 41256 chips.

*Dennis McMillian (COCOKIWI)
Pittsburgh, Pennsylvania*

Thanks for the tip!

Q & A Grab Bag

I have a CoCo 3 with a GIME chip dated 1987. Is this the latest revision? The memory chips in the machine have a -15 suffix. This means they are 150ns chips. I thought access times of 120ns or better were required. Is the catalog number 26-3334 CoCo 3 the latest one released? Where can I get modpatch? It is not listed in the OS-9 manuals.

*Michael Cheselka
Austin, Texas*

The 1987 GIME chip is the latest revision. I recommend 120ns chips, but I have found no reports of problems with the chips rated for 150ns. If the timing for the CoCo 3 is carefully calculated, you will find that, at 2 MHz, access times of about 143ns are required. This is close enough to be within the margins of virtually all 150ns rated chips. Also, catalog number 26-3334 is the only version of the CoCo 3, though other releases had earlier-revision (1986) GIME chips in them. modpatch is included with the OS-9 Level II package. However, it is documented in the *Development System* manual from Tandy.

TS/Edit Update

OS-9 users of TS/Edit will be happy to learn that a new, improved version of the 80-column patch is now available on the Delphi OS-9 SIG.

*Rick Adams (RICKADAMS)
Santa Rosa, California*

Sync Separator Simplified

Marty, based on information you gave me about sync-separator circuits, I produced a simplified sync separator that works perfectly for connecting a Tandy CM-8 monitor to a Sega Genesis game machine's RGB output. Here's how to do it.

Send the negative composite sync from the Sega Genesis through a 10K ohm resistor into the base of a general-purpose NPN

transistor (2N2222A or 2N4401 or similar). Hook the collector of that transistor to the HSync input on the CM-8. Hook the emitter of that transistor to the base of another NPN transistor. Hook the emitter of this second transistor to ground, and hook the collector of that transistor to the VSync input of the CM-8.

This technique produces a perfect picture on my CM-8 when I use it with my Sega Genesis. The image on the CM-8 is far superior to that produced when I hook a TV or composite monitor to the Sega.

For reference, if you look at the 8-pin Sega Genesis video connector, starting at 1 o'clock (just to the right of the notch) going clockwise, the pins are Red, Audio, +5 volts, ground, Green, Composite Video and Negative Sync at 11 o'clock, with the Blue signal on the center pin.

As most CoCo hackers know, the pin-out for the CM-8 is as follows:

Pin	Function
1,2	ground
3,4,5	R, G & B inputs
6	keyhole — NIC
7	audio input
8,9	H- and VSync inputs
10	ignore/do not use

*Robert Loudon
Thornhill, Ontario*

Your technical questions are welcomed. Please address them to CoCo Consultations, **THE RAINBOW**, P. O. Box 385, Prospect, KY 40059.

We reserve the right to publish only questions of general interest and to edit for brevity and clarity. Due to the large volume of mail we receive, we are unable to answer letters individually.

Questions can also be sent to Marty through the Delphi CoCo SIG. From the CoCo SIG> prompt, pick Rainbow Magazine Services. Then at the RAINBOW> prompt, type ASK (for Ask the Experts) to arrive at the EXPERTS> prompt, where you can select the "CoCo Consultations" online form, which has complete instructions.

Novices Niche

Your Age in Days by Richard Barberian

This intriguing program calculates any person's age in the number of days since he was born. Simply enter the current date along with the person's birth date to make this transformation. The program even considers leap years in its calculations! You can also try entering dates of historic events to find out exactly how many days ago they occurred. The calculation can be computed into weeks for a slightly different perspective. Be aware that this program may make you feel a lot older than you really are!

The Listing: AGEDAYS

© COPYRIGHT 1990 FALSOFT, INC.

```

10 REM *****
20 REM *** AGE IN DAYS ***
30 REM ***** BY *****
40 REM RICHARD BARBERIAN JR.
50 REM *****
60 DIM CM(50),BM(50),M(50)
70 CLS
80 FOR I = 1 TO 12:READ CM(I):NE
XT I
90 FOR I = 1 TO 12:READ BM(I):NE
XT I
100 FOR I = 1 TO 12:READ M(I):NE
XT I
110 INPUT"ENTER TODAY'S DATE IN
FORM MM,DD,YY":CC,CD,CY
120 INPUT"ENTER BIRTHDATE IN FOR
M MM,DD,YY":BB,BD,BY
130 CM=CM(CC):TCD=CM+CD
140 BM=BM(BB):BD=M(BB)-BD:TBD=BM
+BD
150 TY=CY-BY:TD=((TY-1)*365)+INT
(TY/4)+TCD+TBD+1
160 IF TD<0 THEN CLS:GOTO 120
170 CLS:PRINT:PRINT:PRINT:PRINT
180 TW = TD/7

```

```

190 PRINT TAB(B);"YOU'VE BEEN AL
IVE"
200 PRINT USING" #.###,
###";TD
210 PRINT TAB(14);"DAYS"
220 PRINT
230 PRINT TAB(14);"AND ":PRINT
240 PRINT USING"###.#
##":TW
250 PRINT TAB(13);"WEEKS"
260 PRINT:PRINT:PRINT" (PRESS
ANY KEY TO CONTINUE)"
270 AS= INKEY$:IF AS=""THEN 270
280 CLS:GOTO 120
290 DATA 0,31,59,90,120,151,181,
212,243,273,304,334
300 DATA 334,304,273,243,212,181,
151,120,90,59,31,0
310 DATA 31,28,31,30,31,30,31,31,
30,31,30,31

```

Call for
package price

ACCOUNTING SYSTEMS

SMALL BUSINESS ACCOUNTING

This sales-based accounting package is designed for the non-accountant oriented businessman. It also contains the flexibility for the accounting oriented user to set up a double entry journal with an almost unlimited chart of accounts. Includes Sales Entry, transaction driven Accounts Receivable and Accounts Payable, Journal Entry, Payroll Disbursement, and Record Maintenance programs. System outputs include Balance Sheet, Income Statement, Customer and Vendor status Reports, Accounts Receivable and Payable Aging Reports, Check Register, Sales Reports, Account Status Lists, and a Journal Posting List.

\$79.95

INVENTORY CONTROL/SALES ANALYSIS

This module is designed to handle inventory control, with user defined product codes, and produce a detailed analysis of the business' sales and the sales force. One may enter/update inventory data, enter sales, run five sales analysis reports, run five inventory reports, set up product codes, enter/update salesman records, and update the SBAP Inventory.

\$59.95

PAYROLL

Designed for maintaining personnel and payroll data for up to 200 hourly and salaried employees with 8 deductions each. Calculates payroll and tax amounts, prints checks and maintains year-to-date totals which can be automatically transferred to the SBA package. Computes each pay period's totals for straight time, overtime and bonus pay and determines taxes to be withheld. Additional outputs include mailing list, listing of employees, year-to-date federal and/or state tax listing, and a listing of current misc. deductions. Suited for use in all states except Oklahoma and Delaware.

\$59.95

PERSONAL BOOKKEEPING 2000

Handles 45 accounts. Enters cash expenses as easily as checks. Handles 26 expense categories. Menu driven and user friendly.

\$39.95

ACCOUNTS RECEIVABLE

Includes detailed audit trails and history reports for each customer, prepares invoices and monthly statements, mailing labels, aging lists, and an alphabetized customer listing. The user can define net terms for commercial accounts or finance charges for revolving accounts. This package functions as a standalone A/R system or integrates with the Small Business Accounting package.

\$59.95

ACCOUNTS PAYABLE

Designed for the maintenance of vendor and A/P invoice files. The system prints checks, voids checks, cancels checks, deletes cancelled checks, and deletes paid A/P invoices. The user can run a Vendor List, Vendor Status report, Vendor Aged report, and an A/P Check Register. This package can be used either as a standalone A/P system or can be integrated with the Small Business Accounting Package.

\$59.95

**MICROTECH
CONSULTANTS
INC.**

1906 Jerrold Avenue
St. Paul, MN 55112

Dealer Inquiries Invited
Author Submissions accepted
OS-9 is a trademark of Microware



Ordering Information

Add \$3.00 shipping & handling, MN residents add 6% sales tax.
Visa, Mastercard, COD (add \$3.50), personal checks.

(612) 633-6161

Automating the Online Experience

by Dale L. Puckett
Contributing Editor

Since communications is the theme for this month, now seems a good time to think about a program I've needed for a long time. One thing that keeps many people from taking advantage of online services such as Delphi, CompuServe and GENie is the prohibitive cost. It can take a long time to browse for the answer to a troublesome question or find a well-hidden program online while the meter ticks every second. And if you're a beginner, it can take even longer.

Someone needs to create a way to automate the online process in a program that will allow you to do most of your browsing offline. Wouldn't you then take advantage of the powerful databases found on these services? Why wait for someone else to develop this program when you can write it yourself? I'll show you some concepts this month that may help you to become the author of the next software best seller.

Designing *AutoDelphi*

To get an idea for some features to include in your own automatic Delphi navigator, take a look at Figure 1, which shows a possible menu layout for such a program. The features shown provide an entry-level functionality that you will probably want to enhance later. Feel free to add to your menu the functions you need.

The code needed to set up the Main menu as well as the items on the Session menu are shown in Listing 1. For more

details on setting up a menu using `WindInt` and the calls built into Kevin Darling's new version of `gfx2`, review the menu code in the *MVFinance* program (April 1990, Page 52). The `WindInt` module comes with *Multi-View*, and it replaces the standard OS-9 `GrfInt` module. The new `gfx2` module is available online in the OS-9 SIGs on Delphi and CompuServe. The *MVFinance* listings in the April and July 1990 issues show several different ways to run procedures that perform tasks selected from a menu.

Let's look at each menu and describe the action needed for each item. As you read about these menus, keep in mind they are *ideas* for a program you can write. I'll skip the Tandy menu because it works almost exactly like the Tandy menu in *Multi-View*. For information on how to include the Tandy menu functions in your own programs, study the code in the subroutine at Line 1000 of the `DoMenu` program (November 1988, Page 178). Remember, all the procedures from "KISSable OS-9" are available on RAINBOW ON DISK and also online in the RAINBOW ON DISK section of the OS-9 SIG on Delphi. Either source saves you a lot of typing.

On the File menu, New allows you to create a new set of session parameters. For example, you may want to create one session that uses the OS-9 Online SIG of Delphi and another that uses the CoCo SIG. Open allows you to open the session file you need, while Close closes both the window in which the present session is running and the session itself.

Save lets you save the current set of parameters in the session file — use it after you have changed any of a session's settings. Should you edit the current set of parameters and want to save it while keeping the original settings, use the Save As option. With Print you get a hardcopy of a selected message during a review of a ses-

sion. Quit stops the program, closes the window and leaves you at the OS-9 prompt where you started.

The items on the Edit menu use a clipboard, either a temporary file or a data module, to transfer selected data in and out of your program. You should be able to select a series of characters, copy them to your clipboard and paste them into another application or elsewhere in your current application. If you select Copy, a copy of the selected text is put on the clipboard and the original text remains in its present position. If you select Cut, the selected text is placed on the clipboard and is removed from the document. Paste is used to place clipboard data into the document at a selected point. Clear is used to delete selected text from a document without saving a copy on the clipboard.

The remaining menus are specific to *AutoDelphi* and are used to tell the program what actions to take while online. From the Session menu, Preview shows what will happen when your computer logs onto Delphi. As your program grows you can add features to let you make changes at this stage.

Most of the time you spend with *AutoDelphi* will involve the Review feature. It is with Review that you read all messages, write replies and select the files you want *AutoDelphi* to download. Parameters is used less frequently. Parameters lets you set up your user ID, password, telephone number and other technical parameters that allow your Color Computer to communicate with your modem. After you've set the parameters, selected the messages you want to read, written your replies and selected files for downloading, select Run from the Session menu. *AutoDelphi* calls Delphi, logs on and follows your instructions.

The subroutines called from the Tasks menu should be fairly easy to write. Each

Dale L. Puckett, a freelance writer and programmer, serves as director-at-large of the OS-9 Users Group and is a member of the Computer Press Association. His username on Delphi is DALEP; on packet-radio, KOHYD @ N4QQ; on GENie, D.PUCKETT2; and on CIS, 71446.736.

Figure 1: Proposed Menu Configuration

Tandy	File	Edit	Session	Tasks
Calc Clock Calendar Control Help Port Shell	New Open Close Save Save As Print Quit	Cut Copy Paste Clear	Preview Review Parameters Run	All Send Responses Get Message List Get Message Text Get Library List Download Files

menu item is used to set one or more Boolean variables that tell *AutoDelphi* which actions to perform online. If you select All at the top of the menu, the program will set all the Boolean variables to TRUE and perform all actions. On the other hand, if you select only Send Response, the program will not get a list of forum messages, read any messages, list any library directories or download any files.

Remember, if you do not own *Multi-View*, you can substitute text-based menus (like those used in the *Grade Book* program in September) for the mouse-driven menus made possible by the *WindInt* module and the new *gfx2* routines.

Researching Delphi

When you begin a project like writing *AutoDelphi*, I suggest you start on a small scale and keep things simple. This allows you to get most of your core code working flawlessly. Once the core is operating properly, additional features can be easily attached to the existing core.

A full-scale *AutoDelphi* would allow you to preselect and enter any forum on Delphi. The program should be able to read the news, get your mail and take care of business in four or five forums, all in one session. To make this project easier, the outline presented here is limited to entering only one forum at a time. Since you can create and maintain many different session files, the program's functionality isn't hampered greatly. Besides, the program is easier to write with this restriction.

Before writing any code, you should thoroughly research Delphi's command set. Essentially, *AutoDelphi* will be issuing commands to the online service just as you did when you logged on manually. While it is running, the program records the session and gives you a chance to review it later. To do this it must know which commands to

issue to Delphi and what to expect in return.

When you begin a complex project, you need to determine how much of the work you want to create from scratch. If there are existing tools that perform part of the job, it is advantageous to use them. Little is accomplished by re-inventing the wheel. To get a jump on *AutoDelphi*, consider adding it as an extension to a program such as *WizPro*, a shareware terminal program available from Bill Brady, 1503-1 Flanders Lane, Harwood, MD 20776, 301-952-1761. The shareware registration fee is \$40. Mind you, you don't need *WizPro* to write *AutoDelphi*. I only suggest it as one alternative to writing the entire program yourself.

If you initiate the program from its inception, you must create and manage the needed windows yourself. You'll need to establish a series of paths to talk to the various windows and external ports. You will also need to define all the fonts, buffers, palettes and menus needed by your program. Writing *AutoDelphi* as an extension to *WizPro* means this work is done for you. Your program is easily installed as a menu selection within *WizPro*.

Registered *WizPro* users receive the source code of a pseudo-procedure named *Type4*. This code provides a complete parameter set. If you use *Type4*, *TYPE* and *PARAM* definitions in your program, *WizPro* will be able to pass the status of its variables to your program when it is run. You can also use these same variables in your own program. With *Type4*, much of the dirty

Someone needs to create a way to automate the online process in a program that will allow you to do most of your browsing offline.

work necessary to construct the special set of data types needed for a communications program has been done. You can let *WizPro's* *AutoLog* feature log you onto Delphi. Once online, you can enter the *WizPro* menu key that runs your *AutoDelphi* program and let things rip.

Several variables are accessible to you if *AutoDelphi* is written as an extension of *WizPro*. *Paths*, of the type *wpaths*, has defined paths to the ACIA driver, a status window, a small window along the bottom of the screen, a disk file and the printer. There is a field named *Nextproc* that can be used to pass a filename, fields that hold the path to the file holding information unique to the host, the current and last filenames used for downloads, a serial path descriptor, the input path descriptor that was in place when you started *WizPro* and a current path descriptor that can be changed on the fly while your program is running.

Once you have put these *Type4* definitions at the beginning of your program, you can clear the small window at the bottom of the screen by adding the line, `PUT #paths.wpa,ctrl.cls` to your code. Or, you can send a macro to the modem by entering, `PUT #paths.sp,bufs.mac(1)`. Most of the online work for your program involves getting a line of text from Delphi via the modem port and writing it on the

screen and/or in a log file. Command strings must also be sent to Delphi. The three lines below do the trick.

```
GET #paths.sp,bufs.klin
PRINT buf.s.klin
PUT #paths.dpa,bufs.klin
```

You will probably want *AutoDelphi* to feed you status reports in a separate window while it runs. When you first log onto Delphi, send the `/BUSY` command to prevent interference with your automatic session from messages that announce arriving mail and pages from conference users. Assuming that you use *WizPro's* *AutoLog* feature to get on Delphi, and that you have previously set up Delphi to go directly to the OS-9 Online SIG, some of the code needed within *AutoDelphi* might look like the pseudo-code shown in Listing 2. Before trying these experiments, you should set your Delphi screen length parameter to 0 (`/LENGTH=0`) and the prompt mode to brief (`/PROMPT=BRIEF`). The first setting keeps Delphi from sending you the More? prompt every 24 lines. The second tells Delphi to send a short one line prompt to you each time it needs input. You will no longer need to wait for the long menus to scroll by.

Remember, the code above is a fragment designed to show what needs to be done in a typical automated Delphi session. If your completed program is menu- and mouse-driven, call it by clicking on the Run option on the Session menu.

If you are writing *AutoDelphi* from scratch, you must open paths to all the path variables and dimension all the buffers and other variables. If you plan to use the code above as part of an extension to *WizPro*, check the flag variables to see if the paths are already open. If they're still closed, open them. For example, to see if the path to the status window is open, you need to check the value of the Boolean field, `flags.spaopen`:

```
IF NOT flags.spaopen THEN
OPEN #paths.spa.win.stat
flags.spaopen:=TRUE
ENDIF
```

After *GeneralFlow* has been run, you will have a file named *DelphiLog* stored in the current data directory. The code you write for the Review option would be executed next. It should let you go through the *DelphiLog* file and mark the message threads you want to read and the files you want to

download the next time you run *AutoDelphi*. You will want to include the ability to write a reply to a message.

When you write the final program, store many of the command strings in variables that can be set to different values and repeated. For example, to read a message thread, you will need to send a command of the form, `READ THREAD 31096 NS` to Delphi. Since you may mark any number of message threads to read when you review your *DelphiLog* file, you'll need a variable in the place of the 31096 in the above command string. Your new program line might look something like:

```
PRINT #paths.sp,"READ THREAD "; Threa
dnum: " NS"
```

A project of this magnitude goes far beyond the scope of a three-page magazine article, but I wanted you to consider an exciting undertaking that could result in increased excitement in the CoCo community. *BASIC09* makes the job more enjoyable since it allows you to write and perfect one module at a time until you have a finished product. In the meantime each individual module will be usable on its own. Go ahead, give it a try! Tell me about

MLBASIC 2.0 - BASIC Compiler

If you want your BASIC programs to run up to 50 times faster, or want more programming features without learning another language, MLBASIC is for you. MLBASIC is the most compatible BASIC compiler available for the Color Computer. WHY? Because MLBASIC fully supports:

- Low- and high-resolution graphics
- All types of I/O (disk, screen, printer, RS232)
- All available commands offered with BASIC
- Floating point functions and expressions
- Integer, floating point and string type variables and arrays
- Use of all available 512K RAM in the COCO 3
 - 80,40 or 32 column text displays

MLBASIC not only contains everything that you would expect a BASIC programming language should contain, MLBASIC has features that offer flexibility of other languages like C, Pascal, FORTRAN and even assembly language. These features will allow programmers to directly access the CPU registers on the COCO, produce modular program code with SUBROUTINES, manipulate memory in blocks, and even call ROM routines in other areas of memory.

MLBASIC revision 2.0 has incorporated all enhancements that were suggested by MLBASIC 1.0 users and more. Revision 2.0 did away with all the incompatibility problems that existed with revision 1.0.

MLBASIC allows for the first time user to quickly compile a program using default compiler settings. The advanced user has the capability of controlling over a dozen settings which control where the program is compiled, which medium to compile to (memory or disk), string space, compiler listings and more.

With all this going for MLBASIC, your might expect the cost to be a little out of your budget. After looking at prices of other BASIC compilers for the COCO 3 you might be correct. But look again at this ad; for only \$69.95, you can have a programming language that will spark your interest once again in the COCO.

Before you buy another BASIC compiler for the COCO, find out if it supports everything MLBASIC supports. Then look at the price tag. We feel that it won't be long before you place an order for MLBASIC.

"MLBASIC is a fine program for any serious programmer,"
said David Gerald in the December 1987 RAINBOW.

<<<<<< **ONLY \$59⁹⁵** >>>>>>

COCO 3 WITH DISK REQUIRED - Add \$4.00 Postage
Check, Money Order or COD accepted
Foreign orders use U.S. MONEY ORDERS only.

WASATCHWARE

7350 Nutree Drive
Salt Lake City, Utah 84121
Phone (801) 943-1546

STUDENTS and TEACHERS

*	C	For VOCABULARY, SPELLING and/or LANGUAGES	S
	O	VOCABASE: interactive, multiple user, accepts	A
	L	multiple answers, non-repeat after right on	T
	O	first attempt, feedback, reward game and	I
	R	USES YOUR TERMS. 16/32K \$ 8 Ppd	S
*			F
	C	MATHEMATICS DRILL SERIES: interactive, multi	A
	O	user, feedback, user-selected problem types	C
	M	and limits, reward game, screen/hard scores	T
	P	for + - * / and more in specific programs.	I
	U		O
	T	WHOLENUM = positives 16/32K \$ 8 Ppd	N
	E	INTEGER = negatives 16/32K \$ 8 Ppd	*
	R	DECIMAL has semi-forced decimal alignment and	G
	*	right to left entry, forced recopy/decimal	U
	1	move for divide. 16/32K \$ 8 Ppd	A
	*	LIKEFRACTIONS includes reducing & semi-forced	R
	2	steps, screen cues. 16/32K \$ 8 Ppd	A
	*	DIFFRAC is LIKEFRAC for unlike fractions and	N
	3	equivalent fracs. 16/32K \$ 8 Ppd	T
	*	MIXEDNUM uses mixed number/improper fraction	E
	*	or combined format. 16/32K \$ 8 Ppd	E
	*	EQUIVLNT for fraction/decimal/percent swap of	D
	D	common values. 16/32K \$ 8 Ppd	*
	I		o
	S	COUNT for counting, drawing digits, seeing a	r
	K	name, any interval, for 8K \$ 8 Ppd	*
	*		C
	o	WRITEST for all common items, word processing,	A
	r	multiple copies & versions, autoKEY, graphs	S
	*	& symbols & more. 32KECB \$ 15 Ppd	B
	T		H
	A	COCOSOFT deduct \$1 ea. extra item	A
	P	Box 665 ad printed by WATTEPT	C
	E>>>	House NM 88121 (505)-279-6455<<<	K

your progress. If you're a distributor and think the idea has potential, get in touch with me on Delphi and I'll work with you.

StG's Login Package

Along the line of communications, Scott T. Griepentrog of StG Computers, Inc. has been working on an interesting project. If you are fortunate enough to live in a metropolitan area where a number of OS-9 users are within a local telephone call of each other, you might want to gather and consider Griepentrog's *Login Package*.

Griepentrog's *Login Package* is a program you can use to network a number of OS-9 users together. It has built-in facilities to handle news and private mail. You can also use it to chat with another user who has logged on to your Color Computer. If the SysOp gives you permission, you can also log into a Shell and run programs on another user's computer. Scott can be contacted at Box 24285, Speedway, IN 46224 or by phone at 317-241-6401 for more information. You can also talk to Scott's computer if you call 317-244-3159. His is an interesting and useful package.

While on the subject of communications, J. Frank Fields, an avid OS-9/Unix hacker and amateur radio operator (KB0QJ) recently sent me a note via SMTP over the

amateur radio TCP/IP network. He forwarded a message that had originated on a CoCo Packet Radio BBS in Arkansas. If you're on the air and looking for a packet BBS, send a note to WJ5V@WJ5V.AR.USA.NA (COCO BBS) Batesville, AR Z:72501. Let me know how you're using your CoCo on packet radio.

Send a note to K0HYD@WFOA.#SKS.K.S.USA.NA Wichita, KS Z:67216. WFOA will automatically forward it to me via SMTP.

Hope your creative juices were awakened this month. Until December, keep on hacking! □

OS-9 Level II

Listing 1:

```
PROCEDURE MenuSetup
0000      (* Set aside memory for menu *)
001F      DIM DelWin(6):STRING
002B      DIM TanMen(7):STRING
0037      DIM FilMen(7):STRING
0043      DIM EdMen(4):STRING
004F      DIM SessMen(4):STRING
005B      DIM TaskMen(6):STRING
0067
0068      (* Display the Menu Bar *)
0082      RUN gfx2("Title",DelWin,"AutoDelphi",80,24,5)
00AA
00AB      (* Set up Session Menu *)
00C4      RUN gfx2("Menu",DelWin,4,"Session",MN_Sess,10,8,SessMen,Enable)
00F7      RUN gfx2("Item",SessMen,1,"Preview",Enable)
011A      RUN gfx2("Item",SessMen,2,"Review",Enable)
013C      RUN gfx2("Item",SessMen,3,"Parameters",Enable)
0162      RUN gfx2("Item",SessMen,4,"Run",Enable)
0181
0182      (* Set up window and display menus *)
```

Listing 2:

```
PROCEDURE GeneralFlow
0000      OPEN #paths.dpa,"DelphiLog":UPDATE \(* Open file for Delphi Log *)
0036      PUT #paths.spa,cntrl.cls \(* Clear Status window *)
0061      PRINT #paths.spa,"Tell others we're BUSY!"; \(* Report action to user *)
00A1      PRINT #paths.sp,"/BUSY" \(* Send command to Delphi *)
00CF      REPEAT
00D1          READ #paths.sp,bufs.klin \(* Get input from Delphi *)
00FE          UNTIL SUBSTR("OS9>",bufs.klin)<>0
0113          PUT #paths.spa,cntrl.cls
0125          PRINT #paths.spa,"Getting Mail";
013F          PRINT #paths.sp,"MAIL" \(* Issue Command to Delphi *)
0160          REPEAT
016F              READ #paths.sp,bufs.klin \(* Get line of input from Delphi *)
01A4              UNTIL SUBSTR("MAIL>",bufs.klin)<>0
01BA              PRINT #paths.sp,"EXTRACT /ALL TT" \(* Read all the mail *)
01ED              REPEAT
01EF                  READ #paths.sp,bufs.klin \(* Get a line *)
0211                  PRINT buf.s.klin \(* Display it on screen *)
0233                  PRINT #paths.dpa,buf.s.klin \(* And put it in Log File *)
0260              UNTIL SUBSTR("MAIL>",bufs.klin)<>0
0276              PRINT #paths.sp,"EXIT"
0287              REPEAT
0289                  READ #paths.sp,bufs.klin
029B                  UNTIL SUBSTR("OS9>",bufs.klin)<>0
02B0              PUT #paths.spa,cntrl.cls \(* Clear Status window *)
02D8              PRINT #paths.spa,"Checking Graphics Data Library";
0307              PRINT #paths.sp,"DATABASE" \(* Issue Command to Delphi *)
0339              REPEAT
033B                  READ #paths.sp,bufs.klin
034D                  UNTIL SUBSTR("TOPIC>",bufs.klin)<>0
036A              PRINT #paths.sp,"GRAPHICS" \(* Send Command *)
038B              REPEAT
038D                  READ #paths.sp,bufs.klin
039F                  UNTIL SUBSTR("DBASES:Gra>",bufs.klin)<>0
```

```

03BB PRINT #paths.sp,"DIR NS" \(* Send Command to Delphi *)
03EA REPEAT
03EC READ #paths.sp,bufs.klin \(* Get line *)
040C PRINT buf.s.klin \(* Display *)
0421 PRINT #paths.dpa,buf.s.klin \(* Save in Log File *)
0448 UNTIL SUBSTR("DBASES:Gra>",buf.s.klin)<>0
0464 PRINT #paths.sp,"EXIT"
0475 REPEAT
0477 READ #paths.sp,buf.s.klin
0489 UNTIL SUBSTR("OS9>",buf.s.klin)<>0
049E PUT #paths.spa,cntrl.cls \(* Clear Status window *)
04C9 PRINT #paths.spa,"Reading Our Messages!";
04EC PRINT #paths.sp,"FORUM" \(* Command to Delphi *)
0515 REPEAT
0517 READ #paths.sp,buf.s.klin
0529 UNTIL SUBSTR("FORUM>",buf.s.klin)<>0
0540 PRINT #paths.sp,"READ WAITING NS" \(* Issue Command to Delphi *)
0579 REPEAT
057B READ #paths.sp,buf.s.klin
058D PRINT buf.s.klin
0595 WRITE #paths.dpa,buf.s.klin
05A6 UNTIL SUBSTR("FORUM>",buf.s.klin)<>0
05B0 PUT #paths.spa,cntrl.cls \(* Clear Status window *)
05E8 PRINT #paths.spa,"Getting List of New Messages!";
0613 PRINT #paths.sp,"DIR NEW NS" \(* Issue Command to Delphi *)
0647 REPEAT
0649 READ #paths.sp,buf.s.klin
065B PRINT buf.s.klin
0663 PRINT #paths.dpa,buf.s.klin
0674 UNTIL SUBSTR("FORUM>",buf.s.klin)<>0
068B PUT #paths.spa,cntrl.cls \(* Clear Status window *)
06B6 PRINT #paths.spa,"Signing Off Delphi!";
06D7 PRINT #paths.sp,"BYE" \(* Issue Command to Delphi *)
0704 CLOSE #paths.dpa \(* Close path to Delphi Log *)

```



COLOR RIBBONS & PAPER

COLOR RIBBONS RED, BLUE, GREEN, BROWN, PURPLE, YELLOW					COLOR PAPER BRIGHT PACK -	
Ribbons	Price Each	Black	Color	Heat Transfer		
Radio Shack -					200 Sheets/50 ea. color: Red, Blue, Green, Yellow, 9 1/2 x 11 - \$11.90/pk.	
- DMP 130	6.50	8.00			PASTE PACK -	
- DMP 110	4.50	5.25	5.75		200 Sheets/50 ea. color: Pink, Yellow, Blue, Ivory, 9 1/2 x 11 - \$11.90/pk.	
- DMP 120	6.75	7.75			COLOR BANNER, PARTY BANNER, CHRISTMAS BANNER, HAPPY B-DAY BANNER, CONGRAT'S BANNER - 45/Roll - \$9.95/Ea. Roll	
- DMP 130/132	5.25	6.50	7.95		COLOR CERTIFICATE PAPER -	
- DMP 200	6.75	7.75			100 Shts./Pk. - \$9.95/Pk.	
- DMP 230/520	4.00	5.25			GREETING CARDS -	
- DMP 410/510	5.00	7.00			50 Cards & 40 Env./Pk. - \$11.95/Pk.	
- DMP 430	12.00					
Apple Image III	3.75	4.50	6.50			
Citizen 120/180D	5.00	6.00	7.95			
Epson MX80/LX800	3.75	4.25	6.75			
Okidata 180/192	6.50	7.50	6.00			
Panasonic K XP 1080	6.75	7.75				
Seikosha SP 800/1000	5.25	6.50	7.95			
Star NX 10/NL 10	5.00	6.00	7.95			
Star NX 1000	4.50	5.50	6.75			
Star NX 1000 - 4-Color		8.75				
T-SHIRT RIBBONS (Heat Transfer) - Call For Price & Avail.						
COLORS: Red, Blue, Green, Brown, Purple, Yellow, Black						
COLOR DISKETTES						
5 1/4" DS/DD Rainbow Pack, 10/pack - \$12.50						
For ribbons & paper not listed above, call for price. Price & spec. subject to change w/o notice. Min. order \$25.00. S & H \$3.50 minimum. Visa, M.C., C.O.D.						
RAMCO COMPUTER SUPPLIES						
P.O. Box 475, Manteno, IL 60950 U.S.A.						
(U.S.A.) 800-522-6922 • (Canada) 800-621-5444						
815-468-8081						

Nine-Times

The first magazine devoted exclusively to OS-9!

Every other month you will receive a disk *jam-packed* with programs and articles *all* for OS-9.

Each issue contains: 9 helpful and useful programs to help build your OS-9 library • Instructions, examples, and samples of Basic09 procedures and subroutines to help with your own programs and your understanding of Basic09 • C programs and programming examples • Program reviews, Hints, Help columns, and informative articles to advance your knowledge of OS-9 • Supplied totally of 5.25" disk • Bound manual sent to each new subscriber for help in getting *Nine Times* up and running, as well as tips on using it with a ram disk or hard disk • All graphic/joystick interface for ease of use.

1-Year Subs, \$34.95 Canadian postage, add \$1.00
Foreign postage, add \$7.00

Back Issues: Available for the *May 1989* through *July 1990* issues. Please write for information on back issue contents.

Back Issue, ea. \$7.00 Foreign postage, add \$1.50 ea.

Magazine Source: Due to many inquiries, the source code for the magazine graphic shell is being provided as an informational tool. Included is the actual Basic09 source code and compiled modules on disk, as well as documentation and a printed copy of the source code.

Source, \$24.95 Foreign postage, add \$1.50

To order, please send U.S. check or money order to:

JWT Enterprises
5755 Lockwood Blvd.
Youngstown, OH 44512

Technical Assistance:
(216)-768-7694

Sorry, no C.O.D.'s or credit cards. Foreign & Canadian orders, please use U.S. money orders. U.S. checks, allow 3-4 weeks for receipt of first issue/back issue.

Copyright (C) 1989

OS-9 is a trademark of Microvare Systems Corp. and Microcella, Inc.

The Assembly Line

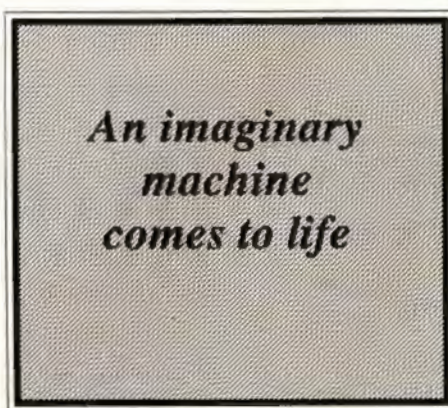
Part VI: The Turing Bus

by William P. Nee

All aboard the Turing bus! This bus is named for Alan M. Turing, a British mathematician believed by many to be the founder of modern computer principles. Alan Turing imagined a machine that could read a strip of paper containing zeros and ones and then react to that information — much as present-day computers operate using binary numbers. As his imagined machine read each number, it might change that number, change to another “state,” and move left or right according to the current state instructions. A typical state instruction might read “If you are reading a 0, change it to a 1, change to State 2 and move left; if you are reading a 1, change to State 3 and move to the right.” The instructions for State 3 might be as simple as *stop*. This simple set of instructions is the forerunner of what we now call ROM routines.

Turing believed that any mathematical operation — addition, multiplication, etc. — could be carried out using this concept with sufficient instructions. A simple program to add two numbers and stop can be

Bill Nee bucked the snowbird trend by retiring to Wisconsin from a banking career in Florida. The success of his 13-part series, “Machine Language Made BASIC” (July 1988 to July 1989), prompted him to continue writing articles on Color Computer machine-language programming.



written using three sets of instructions. Now let's transfer this idea to the CoCo, using color to represent the different states or values.

Moving in the Right Direction

Instead of moving just left and right — not a very interesting display — we'll move in relation to the previous direction. If you move one square to the right, then move right again, you'll have moved one square to the south. Four moves to the right take you back to the original location. We'll define north as Direction 0, right as Direction 1, south as Direction 2, and left as Direction 3. Now you can add the new direction value to the old direction value to determine which way to move.

Going to the right is Direction 1; turning right again is $1+1$ or Direction 2, which is actually moving south. Going left and then

turning south is $3+2$ or Direction 5. There is no Direction 5, since we only have directions 0 through 3. Therefore, AND the result with 3 to keep it within this range. Now $(3+2)\text{AND}3$ is Direction 1 or right.

Moving means to increase or decrease the current x and y locations by one, according to the direction. The general rules are:

	New x	New y
North	$x=x$	$y=y-1$
Right	$x=x+1$	$y=y$
South	$x=x$	$y=y+1$
Left	$x=x-1$	$y=y$

You may also decide to move diagonally. Each new location would then be plus or minus one, depending on the direction. I find it easy to put the direction changes in data format and read each change as $dx(0)$, $dy(0)$, $dx(1)$, $dy(1)$, etc. This way if I want to move in Direction 3, I can add $dx(3)$ and $dy(3)$ to x and y . The DATA statement for the general rules is:

```
DATA 0,-1,+1,0,0,+1,-1,0
```

For diagonal moves the data is:

```
DATA +1,+1,+1,-1,-1,-1,-1,+1
```

Now for an example. Listing 1 is a BASIC program for a two-state Turing bus. Its rules are as follows:

State 1: If you read a 0, change it to 1, stay

in State 1 and move left; if you read a 1, change it to 0, change to State 2 and move north.

State 2: If you read a 0, change it to 1, change to State 1 and move right; if you read a 1, don't change the value but change to State 1 and move right.

States or values are read with the PPOINT command. Since a point set in PMODE 4 has a value of 5 (by virtue of its color), I change all 1s to 5s in the two-state rules. Directions are read from the DATA statements, and the center of the screen is the first point checked. When you run the program you'll see that it slowly spirals around itself as it gets bigger. Any coordinate that would be off the screen is wrapped to the opposite side of the screen.

The program starts with State 0, but that can be changed in Line 20; you can PSET or PRESET the starting point before you get its value. What effect does that have? Using the data in Line 180 forces diagonal moves

instead of north, south, right and left. Try experimenting with the rules and see which ones create patterns that will keep going. For example, change the D+0 in Line 70 to D+1. Most changes produce either very simple patterns or ones that don't appear to go anywhere. Evidently our bus driver is very sensitive to the rules of the road.

A Bus of a Different Color

Now let's try a program in color using machine language (Listing 3). Since it's quicker to look up a value than to use the PPOINT command, we'll use an array 128-by-192 bytes in size. Even though the program starts low in memory, there isn't that much storage room available. Therefore we'll go as far as we can in low RAM, then switch to high RAM. I only need to clear the high RAM location once, though, in Line 190. From then on, anything over \$7FFF automatically goes to high RAM.

Lines 200 through 240 set everything in the array to 0. Lines 250 through 260 establish the initial direction as 0, but you can

change this in the BASIC driver (Listing 2) for the program. Likewise lines 280 through 290 set the starting coordinates that can also be changed. The LOOP routine determines the value for those coordinates and changes direction accordingly. The rule for this trip says *if the value is less than two, increase the direction by one. Otherwise decrease the direction by one. Always increase the value by one.*

The PSET routine keeps the color within the 0 to 3 range and sets the corresponding coordinates. The WRAP routine computes the new coordinates, depending on the value of TYPE, and wraps them around the screen if necessary. Then the whole routine branches back to LOOP to get a new location and value. Apparently our bus driver will never run out of gas. The only way to stop the program is to push the Reset button; this will also automatically take you out of high RAM. After entering the assembly-language program, check it for errors with A/NO/NS/WE; then save the assembly source code by entering W TURING.ASM and assemble it.



Borhe & Borhe

P.O. Box 733
Maple Valley, WA 98038

U.S. ORDER DESK:
(800) 237-2409

INT'L & TECHNICAL:
(206) 432-1814

OS9 Software (* >= 256K; ** >= 512K required):

CyberVoice (Software only) -- Run your S/S SuperVoice with OS9!	\$24.95
FILE SYSTEM REPACK -- Popular disk defragmenter.	\$29.95
R. S. B.* -- Real Disk BASIC for Level 2 (BASIC ROM required).	\$39.95
EZGEN 1.08 -- Bootfile editor. NEW VERSION!	\$19.95
PERTASCII* -- Multi-user scrambled letter word game.	\$19.95
WILD & MV -- Wildcard & move directory entry utilities.	\$19.95


BASIC Software (* >= 256K; ** >= 512K required):

HYPER-I/O -- 16K Hard disk / big floppy BASIC. B&B or DISTO	\$29.95
HYPER-I/O HD UTILITIES -- K. Berner's wild copy, delete, search.	\$21.95
DISK DOCTOR -- K. Berner's GAT editor; also hides media defects.	\$17.95
DAGGORPATCH -- Disk patch for Dungeons of Daggorath.	\$ 9.95
RGB-DOS FOR B&B -- 8K Hard Disk DOS, great M/L compatibility!	\$34.95

HYPER-I/O and RGB-DOS come on floppy disk & are EPROMable. HYPER-I/O allows large floppy and hard disk directories, with good M/L compatibility. RGB-DOS offers superior M/L compatibility and 160K directories only. We recommend HYPER-I/O for BBS & BASIC use, RGB-DOS for commercial ML S/W.

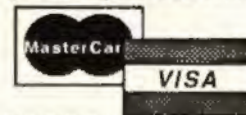
Affordable Color Computer Hardware:

CyberVoice -- Speech Synthesizer w/ OS9 software -- SPECIAL!	\$74.95
COCO XT -- Adapts PC hard drives to CoCo. OS9 S/W included.	\$69.95
COCO XT-RTC -- CoCo XT, with battery backed real-time clock.	\$99.95
XT-ROM -- Boots OS9 from B&B hard disk automatically.	\$19.95
4' B&B HARD DISK CABLE SET -- Extra long -- not the usual 24".	\$17.50
0K QuarterMeg (Add 8 memory chips for 256K, piggyback to 512K)	\$29.95
256K QuarterMeg (128K on-board + your CoCo 3's existing 128K)	\$54.95
Deluxe 512K booster kit (Upgrades 256K board to 512K, w/chips)	\$64.95
Bare 512K booster kit (Same as DELUXE, but no memory chips)	\$29.95



CyberVoice speaks well for OS9!

We've mated a high-tech SC-02 speech synthesizer with an entirely new kind of OS9 device driver that actually lets you specify your own pronunciation rules. You can even control the style and pitch of the voice - male, female, high, low, fast, slow - billions of combinations. Advanced features like instantaneous inflection control produce near human-quality speech! CyberVoice is compatible with the Speech Systems SuperVoice - buy H/W & S/W, or just the CyberVoice software.



WA RESIDENTS ADD 8.1% SALES TAX.
U.S. COD's add \$3.30. Min. U.S. shipping \$3.00. Min. shipping to Canada \$4.00. Please allow 2 weeks for delivery. Overnight or 2-day delivery available for in-stock items. Software upgrades \$5.00 each w/receipt, including U.S. shipping.

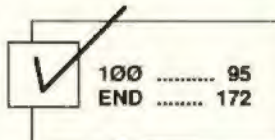
The BASIC driver allows you several options. You can:

- change the initial direction (Line 40).
- start anywhere (Line 50).
- pick normal or diagonal movement (Line 80 or Line 130).
- allow for more than three states (Line 70).
- compare to values other than 2 (Line 60).

The values in Line 70 must be powers of 2 minus 1 (3, 7, 15, etc.); the comparison number in Line 60 can be any value up to this number. Since the value could be greater than the number of colors, that extra ANDB #3 in the machine-language program keeps the color range within 0 to 3. Save the BASIC program as TURING2.BAS.

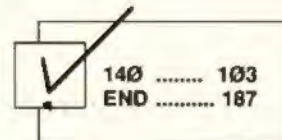
As a graphics bonus, Listing 4 is another machine-language program that drives four buses, each going in its own direction. Assemble it with A 4CTURING.BIN. It can also be run from Listing 2 by changing LOADM "TURING" in Line 30 to LOADM "4CTURING" instead. I've included a chart with some interesting settings using the 4CTURING program. Next month we'll see what's cooking with "Julia's Child" or "Mount Mandelbrot Revisited." Meanwhile, if you have any suggestions for articles, let me know — they're a big help. □

64K Disk



Listing 1: TURING1

```
0 *COPYRIGHT 1990 FALSOFT, INC.
10 FOR N=0 TO 3:READ DX(N),DY(N)
:NEXT
20 ST=0:X=128:Y=96
30 PMODE4,1:PCLS:SCREEN1,1
40 C=PPOINT(X,Y)
50 IF C=0 AND ST=0 THEN C=5:D=(D
+3)AND 3:ST=0:GOTO 90
60 IF C=0 AND ST=1 THEN C=5:D=(D
+1)AND 3:ST=0:GOTO 90
70 IF C=5 AND ST=0 THEN C=0:D=(D
+0)AND 3:ST=1:GOTO 90
80 IF C=5 AND ST=1 THEN C=5:D=(D
+1)AND 3:ST=0
90 PSET(X,Y,C)
100 X=X+DX(D)
110 IF X>255 THEN X=0
120 IF X<0 THEN X=255
130 Y=Y+DY(D)
140 IF Y>191 THEN Y=0
150 IF Y<0 THEN Y=191
160 GOTO 40
170 DATA 0,1,1,0,0,-1,-1,0
180 *DATA 1,1,1,-1,-1,-1,-1,1
```



Listing 2: TURING2

```
0 *COPYRIGHT 1990 FALSOFT, INC.
10 CLEAR200,&H3000-1
20 TY=&H3003:DI=&H301F:LO=&H3028
30 IF PEEK(&H3008)<>26 THEN LOAD
M" TURING":POKE&HFF40,0
40 POKE DI,0
50 POKE LO,51:POKE LO+1,96
60 POKE &H3040,2
70 POKE &H3050,3
80 POKE TY+0,0:POKE TY+1,255
90 POKE TY+2,1:POKE TY+3,0
100 POKE TY+4,0:POKE TY+5,1
110 POKE TY+6,255:POKE TY+7,0
120 GOTO 170
130 POKE TY+0,1:POKE TY+1,1
140 POKE TY+2,1:POKE TY+3,255
150 POKE TY+4,255:POKE TY+5,255
160 POKE TY+6,255:POKE TY+7,1
170 PMODE3,1:PCLS:SCREEN1,1
180 *PMODE4,1:COLOR0,5:PCLS:SCRE
EN1,1
190 EXEC &H300B
```

Listing 3: TURING

```
00100 ORG $3000
00110 ACROSS RMB 1
00120 DOWN RMB 1
00130 DIR RMB 1
00140 TYPE FDB $0001
00150 FDB $0100
00160 FDB $00FF
00170 FDB $FF00
00180 START ORCC #$50
00190 CLR $FFDF
00200 LDU #ARRAY
00210 LDD #0
00220 ALOOP STD .U++
00230 CMPI #ARRAY+128*192
00240 BLO ALOOP
00250 LDB #0
00260 STB DIR
00270 LDY #TYPE
00280 LDD #$3360
00290 STD ACROSS
00300
00310 LOOP LDA #128
00320 MUL
00330 ADDB ACROSS
00340 ADCA #0
00350 LDU #ARRAY
00360 LEAU D,U
00370 LDB .U
00380 LDA DIR
00390 CMPB #2
00400 BHS OTHER
00410
00420 INCA
```

```
00430 ANDA #3
00440 BRA CONT
00450
00460 OTHER DECA
00470 ANDA #3
00480
00490 CONT STA DIR
00500 PSET INCB
00510 ANDB #3
00520 STB .U
00530 ANDB #3
00540 LDA #$55
00550 MUL
00560 STB $B5
00570 LDA DOWN
00580 LDB $B9
00590 MUL
00600 ADDA $BA
00610 TFR D,X
00620 LDB ACROSS
00630 LSRB
00640 LSRB
00650 ABX
00660 LDA ACROSS
00670 ANDA #3
00680 LDU #TABLE
00690 LDA A,U
00700 TFR A,B
00710 COMA
00720 ANDA .X
00730 ANDB $B5
00740 PSHS B
00750 ORA .S+
00760 STA .X
00770
```

```
00780 WRAP LDB DIR
00790 LSLB
00800 LDD B,Y
00810 ADDA ACROSS
00820 ANDA #$7F
00830 ADDB DOWN
00840 CMPB #192
00850 BNE DOWN1
00860 CLRB
00870 BRA DOWN2
00880 DOWN1 CMPB #$FF
00890 BNE DOWN2
00900 LDB #191
00910 DOWN2 STD ACROSS
00920 LBRA LOOP
00930
00940 TABLE FDB $C030
00950 FDB $0C03
00960
00970 ARRAY RMB 1
00980 END START
```

Listing 4: 4CTURING

```
00100 ORG $3000
00110 ACROSS RMB 1
00120 DOWN RMB 1
00130 DIR RMB 1
00140 TYPE FDB $0001
00150 FDB $0100
00160 FDB $00FF
00170 FDB $FF00
```

00180	START	ORCC	#550	00530	STB	,U	00880	LDU	#TABLE
00190		CLR	\$FFDF	00540	ANDB	#3	00890	LDA	A,U
00200		LDU	#ARRAY	00550	LDA	#55	00900	TFR	A,B
00210		LDD	#0	00560	MUL		00910	COMA	
00220	ALOOP	STD	,U++	00570	STB	\$B5	00920	ANDA	,X
00230		CMPU	#ARRAY+128*192	00580	LDD	ACROSS1	00930	ANDB	\$B5
00240		BLO	ALOOP	00590	BSR	PSET1	00940	PSHS	B
00250		LDB	#0	00600			00950	ORA	,S+
00260		STB	DIR	00610	LDA	#127	00960	STA	,X
00270				00620	SUBA	ACROSS1	00970	RTS	
00280		LDY	#TYPE	00630	LDB	DOWN1	00980		
00290		LDD	#2A40	00640	BSR	PSET1	00990	WRAP	LDB DIR
00300		STD	ACROSS1	00650			01000		LSLB
00310				00660	LDA	#127	01010	LDD	B,Y
00320	LOOP	LDA	#12B	00670	SUBA	ACROSS1	01020	ADDA	ACROSS1
00330		MUL		00680	LDB	#191	01030	ANDA	#57F
00340		ADDB	ACROSS1	00690	SUBB	DOWN1	01040	ADDB	DOWN1
00350		AOCA	#0	00700	BSR	PSET1	01050	CMPB	#192
00360		LDU	#ARRAY	00710			01060	BNE	CD1
00370		LEAU	D,U	00720	LDA	ACROSS1	01070	CLRB	
00380		LDB	,U	00730	LDB	#191	01080	BRA	CD1A
00390		LDA	DIR	00740	SUBB	DOWN1	01090	CMPB	#5FF
00400		CMPB	#2	00750	BSR	PSET1	01100	BNE	CD1A
00410		BHS	OTHER	00760	BRA	WRAP	01110	LDB	#191
00420				00770	STD	ACROSS	01120	STD	ACROSS1
00430		INCA		00780	LDA	#32	01130	LBRA	LDOOP
00440		ANDA	#3	00790	MUL		01140		
00450		BRA	CONT	00800	ADDA	\$BA	01150	ACROSS1	RMB 1
00460				00810	TFR	D,X	01160	DOWN1	RMB 1
00470	OTHER	DECA		00820	LDB	ACROSS	01170		
00480		ANDA	#3	00830	LSRB		01180	TABLE	FDB \$C030
00490				00840	LSRB		01190	FDB	\$0C03
00500	CONT	STA	DIR	00850	ABX		01200		
00510	PSET	INCB		00860	LDA	ACROSS	01210	ARRAY	RMB 1
00520		ANDB	#3	00870	ANDA	#3	01220	END	START

Hyper-Tech Software

MVCanvas 2.0

Finally a professional full screen editor for OS-9 Level II and Multi-Vue. MVCanvas is the only CoCo graphics editor to support multiple resolutions with up to 16 colors of 64 displayed in 320 x 200 mode with palette animation and full functional clipboard.

MVCanvas also supports multiple fonts with ~~lines~~ bold underline, and proportional options. Printer support includes: Epson, Star, C.Itoh, DMP (Tandy), with color printer supported for Star NX-1000 R, Citizen GSX-140, Tandy DMP-240 and CGP-200, Epson LQ-2550 and compatibles.

ShellMate 2.2

ShellMate is the epitome of what a point and click file management system was meant to be. With ShellMate, you have access to commands such as copy, move, delete, rename, makdir and free at the touch of a button. It also gives you point and click access to the Public Domain picture display utilities VEFShow and GIFOS9, as well as the archive utility Ar.

The biggest benefit of ShellMate is that it allows you to manipulate large batches of files with one mouse click when either copying, moving, deleting or archiving. You can also easily move through simultaneously displayed Source and Destination directory trees by either double clicking on a subdirectory name, or clicking on the "Parent" command.

System Requirements (both programs)

CoCo3, OS-9 LVL II, Multi-Vue, Disk Drive and 512k

MVCanvas\$49.95

ShellMate\$24.95

\$3.00 S/H \$2.50 C.O.D (U.S. only) Nev. res. add 6% sales tax

Send Check / Money Order

Hyper-Tech Software / 4341 Gannet Cir. #174 / Las Vegas, NV 89103

Phone: (702) 362-5346

Rainbow Seal of
Certification

BANKING MASTER FOR CHECKING & SAVINGS

\$\$\$ PROBLEMS \$\$\$

Banking Made Easy!

Balancing made Simple!

NO More Statement Blues!

>>> \$20.00 + \$3.00 S/H <<<

INVENTORY MASTER

FOR: Small Business
Collectors, Home
Any items!

Name & Addresses
Like: Periodicals
Parts lists & vendors

APPROX. 5000 items per Disk
4 Drives X 5000 = 20,000 items

>>> \$40.00 + \$3.00 S/H <<<

Requirements: COCO3/1 disk
for: TV or Monitor

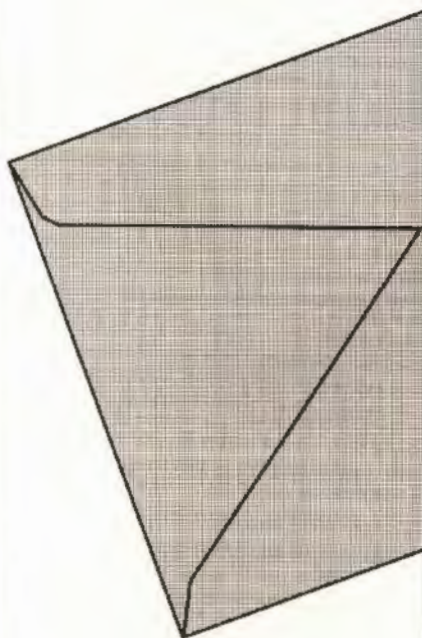
RUSS GRIGGS 32 YEARS
1118 PERRY AVE EXPERIENCE
BREMERTON, WASHINGTON 98310

About Your Subscription

Your copy of THE RAINBOW is sent second class mail. You must notify us of a new address when you move. Notification should reach us no later than the 15th of the month prior to the month in which you change your address. Sorry, we cannot be responsible for sending another copy when you fail to notify us.

Your mailing label also shows an account number and the subscription expiration date. Please indicate this account number when renewing or corresponding with us. It will help us help you better and faster.

For Canadian and other non-U.S. subscribers, there may be a mailing address shown that is different from our editorial office address. Send your correspondence to our editorial offices at Falsoft, Inc., The Falsoft Building, P.O. Box 385, Prospect, KY 40059.



Novices Niche

Graphics 16K Extended

Adding Machine by Ernie Thompson

Adding Machine is designed to operate like a tape-printing adding machine. It sends running totals to both the printer and screen. In the interest of dispelling clutter, the screen display of both number and running total is only momentary. This could have been a free-standing one-liner, but I thought the program might be handy if it printed headings for various types of additions. So in the beginning you are prompted for a title to your addition. After you have entered the number of the desired heading, the printer draws a heavy checkered line under the latest total, the print head advances two spaces, the title is printed, a line is drawn under it, the header advances two more spaces vertically, and you are prompted on the screen for a number so the printing can begin.

When you have entered all the addends for your calculation, you get a final total on paper. To begin anew, press BREAK, type and enter RUN, and enter a heading number. The option is always open to use Line 100 as a free-standing one-liner by simply eliminating the other program lines.

To subtract a number, type a minus sign (-) before the number to be entered. For different headings than those shown, the new title needs to be substituted in two places in the program: once in the menu line and again in a line where the headline is printed. With ordinary care this is easy to do. The new program version then needs to be saved (preferably under another name in case the original version is required for reference purposes).

The Listing: ADD

```
0 ' COPYRIGHT 1990  FALSOFT, INC
10 'ADDING MACHINE
20 CLS:PRINT"CHOOSE YOUR HEADING
"
30 PRINT"NO.1 TOTAL EARNINGS"
40 PRINT"NO.2 TOTAL INTEREST"
50 PRINT"NO.3 TOTAL INCOME"
60 PRINT"NO.4 TOTAL DEDUCTIONS"
70 PRINT"NO.5 TAXABLE INCOME"
80 PRINT"NO.6 CHECKS OUTSTNDG":I
NPUT R
90 ON R GOTO 110,130,150,170,190
,210
100 CLS:INPUT"NUMBER":N:PRINT#-2
,"$":N"<---ADD ON":N1=N:N2=N2+N:
PRINT@78,"$N2***TOTAL**":PRINT#
-2,"$":N2"--->***TOTAL**":FORX=1TO
300:NEXTX:GOTO100
110 PRINT#-2,STRING$(20,229):PRI
NT#-2,""
120 PRINT#-2,"TOTAL EARNINGS":PR
INT#-2,STRING$(14,241):PRINT#-2,
"":GOTO100
130 PRINT#-2,STRING$(20,229):PRI
NT#-2,""
140 CLS:PRINT#-2,"TOTAL INTEREST
":PRINT#-2,STRING$(14,241):PRINT
#-2,"":GOTO100
150 PRINT#-2,STRING$(20,229):PRI
NT#-2,""
160 PRINT#-2,"TOTAL INCOME":PRIN
T#-2,STRING$(14,241):PRINT#-2,""
:GOTO100
170 PRINT#-2,STRING$(20,229):PRI
NT#-2,""
180 CLS:PRINT#-2,"TOTAL DEDUCTIO
NS":PRINT#-2,STRING$(14,241):PRI
NT#-2,"":GOTO100
190 PRINT#-2,STRING$(20,229):PRI
NT#-2,""
200 PRINT#-2,"TAXABLE INCOME":PR
INT#-2,STRING$(14,241):PRINT#-2,
"":GOTO100
210 PRINT#-2,STRING$(20,229):PRI
NT#-2,""
220 PRINT#-2,"CHECKS OUTSTANDING
":PRINT#-2,STRING$(14,241):PRINT
#-2,"":GOTO 100
```

Would You Buy a Car You Couldn't Get Fuel For? Why Buy a Computer You Can't Get Software For?

Many of you are now considering an alternative to the Color Computer to run OS/9. Are you really going to invest in an untried alternative with very limited software? Why not buy a computer that will run a UNIX Compatible (OS/9 like) operating system AND MS-DOS. According to published articles, this combination of industry-standard operating systems would run more than 90% of ALL of the software that has EVER been written. Compare the software bases represented below. We call these systems the OWL ATom.™ Can your alternative to the CoCo be fixed locally? On-site service is available most areas on the ATom.



These highly adaptable computers we call the OWL ATom™ series. They are not newcomers to the computer world, but are the current versions of computers which we have been building for more than 6 years. All systems can be configured with your choice of hard drive, graphics monitor, and 6 different processors. The systems described here are typical of the new versions of our line which offer 2 industry-standard operating systems.

OWL ATom™ ET or SX

For general features of our OWL ATom including expansion capabilities, check out the table below. Comparisons are also given to several Tandy™ computers. The resolution of the optional VGA is also given.

Typical system components:

Processor: 80286-12 or 80386SX-16
Floppy drive: 1.2 or 1.44 Meg
Memory: 1MB
Hard Drive: 40 MB, 28 ms.
Monitor: TTL Monochrome (720X350)

MS-DOS Software:

MS-DOS (with all utilities)
GWBasic
Integrated Software including:
Desktop Organizer with tracker
Outliner
Word Processor

Spelling Checker
Spreadsheet
Data Base
Graphics program
Communications
UNIX Compatible Software:
Coherent™ (A UNIX Compatible Operating System)
C Compiler
Full Screen Editor
Line Editor
Text Formattor
AWK Language and Yacc
Standard UNIX utilities
Documentation:
Over 1500 pages and VHS Tape
One of the best features is the price:

\$1395. / \$1595.

First year on-site service \$45 (Most areas)
VGA Color (800X600X256 colors) \$400.
Call 215-837-1917 for other options

FEATURES	OWL ATom	2500 XI.*	1000 TI/2*
Processor (Speed)	80286(12)	80286(10)	80286(8)
Total Slots	8	3	4
16 Bit Slots	6	3	0
Standard Memory	1024K	1024K	640K
Max. on Board RAM	4096K	1024K	768K
Graphics Output	VGA	VGA	CGA
Max. Resolution	1024X768	640X480	640X200
Drive Slots	5	3	3
Hard Drive Interface	Yes(16 Bit)	Yes(16 Bit)	Yes(8 Bit)
Floppy Drive	1.2 or 1.44 Meg	1.44 Meg	720K
Power Supply (Watts)	200	70	67
Warranty (Parts and Labor)	1 Year	90 Days	90 Days

* Trademarks as follows: Model numbers -Tandy Corporation, MS-DOS- Microsoft, Inc., OS/9 -MicroWare, Inc., UNIX- AT&T, Inc.

**OWL-
WARE**
P.O. Box 116
Mertztown, PA
19539

Call to Order:
(800)245-6228
PA and Support:
(215)837-1917





Proven

On the Razbr's Edge of

The New Frontier:

The Most Advanced Color Computer Drive Systems Ever Offered!

Fast No-Halt SCSI Floppies Using Optional SCSI Controller
Proven Performance for Demanding Home or Business Users

This is the most advanced, fully assembled CoCo hard drive system offered. Using the optional OMTI 5200 SCSI controller with our Hard Drive Interface, our new system will support no-halt floppy drives. You need not wait while typing or worry about clock time losses. Why be limited to 3 floppy drives? A complete system could now consist of 1-3 standard CoCo floppy drives, 1-2 (or more) hard drives, and 1-3 no-halt floppies using standard (not just CoCo) OS/9 format. You can use

single or double-sided 40 or 80 track drives with the SCSI no-halt controller.

There are several new features with this improved interface. These include:

- Full SASI/SCSI compatible (this allows many add-ons to the versatile SCSI buss)
- No-Halt Floppies with optional SCSI controller allows full type-ahead during access
- Low factory-direct prices

- Fast Delivery from factory stock
- Optional Real Time Clock with built in battery (3-10 year lifetime)
- With the Clock you have 240 Bytes of battery backed up RAM for password protection or data storage!
- Same super stable LR Tech quality

Interface Price only: **\$85.**
 Real Time Clock-RAM: **\$25.**

20 or 30 Meg. 40 Meg. 80 Meg.

System Prices: (Includes Hard Drive, case, & fan, SCSI Controller*, LR/OWL Interface, Software. Fully assembled and tested.)

\$495. \$585. \$875.

Super System Prices: (LR/OWL System as above but OMTI 5200 SCSI Controller AND 3.5" or 5.5" HD 80 Track Floppy in same case)

\$595. \$695. \$1039. (2 cases)

*SCSI controller is OMTI 5100. Add \$75 for OMTI 5200 with FDC.

Introducing the *Quick-Link™* Interface

Provides both a 64K Printer Buffer and Serial and Parallel Interfaces.

Serial to Parallel Printer Interface (64K Buffer) \$65.

Converts serial computer output to parallel printer and also provides a 64K buffer in front of the printer. Serial side Female DB-25 and Parallel side is Centronics. Includes Centronics to Centronics cable and power AC-adaptor. If you need an adaptor from the CoCo 4-pin serial to DB-25 add \$9. From 300-38,400 Baud.

Parallel to Serial Interface (64K Buffer) \$45.

Same as above except it converts Centronics parallel computer output to DB-25 Female serial. Plug into an IBM printer cable to provide output to a serial plotter.

Parallel to Parallel (64K Buffer) \$39.

This is parallel printer buffer with no conversion.

Drive System Parts

Hard Drives

20/30 Meg	ST/PTI	\$229.
40 Meg	PTI	315.
80 Meg	ST4096	590.

SCSI Controllers

OMTI 5100	HD Only	\$79.
OMTI 5200	HD/FD	169.
OMTI 5400	HD/FD/Tape	199.

(Note: We have no drivers for tape yet)

Cases and Cables


Case, 45 Watt PS, Fan	\$105.
Cable set (3 pieces)	25.

Drives have a 1-year limited warranty. Other parts are 90-day warranty. Please Note - At these prices, only very limited support can be given.

Technology

the Color Computer Frontier

DISK DRIVES



Floppy Drive Systems

The Highest Quality for Years of Service

Drive 0 Systems (Half Height, Double Sided,

Direct Drives) **\$189.**

Drive 0 systems complete with drive, controller, legal DOS, cable, case, power supply, and manual

Drive 1 Systems (Half Height, Double Sided,

Direct Drives) **\$115.**

New 3.5", 720K Drives for OS-9 with case

& Power Supply **\$149.**

Drive 1 Systems have drive, case, power supply. (You may require optional cable and/or DOS chip to use)

Special for 0/1 Combos (0,1,2,3) \$259.

SALE Prices on Drives!

HALF-HEIGHT DRIVE UPGRADES FOR RS HORIZONTAL CASES

Why only double the capacity of your system when you can triple in the same case? Kit includes: double-sided to fit your case, chip to run both sides of new drive, hardware, and detailed instructions. Easy! Takes only 5 minutes!

Model Only \$115.
500, 501, or 502

All drives are new and fully assembled. We ship only FULLY TESTED and CERTIFIED at these low prices. We use Fuji, YE Data, and other fine brands. No drives are used or surplus unless otherwise stated to you when you order. We appear to be the one of the few advertisers in Rainbow who can truly make this claim. We have 7 years experience in the CoCo disk drive market! We are able to provide support when you have a problem.

Drives 1 Year Warranty

OWL Phones

Order Numbers (only)

1-800-245-6228

1-215-682-6855

Fax: 1-215-837-1942

Technical Help

1-215-837-1917

OWL WARE Software Bundle

Disk Tutorial/Utilities/Games

DISK TUTOR Ver 1.1

Learn how to use your disk drive from this multi-lesson, machine language program. This tutor takes you through your lessons and corrects your mistakes for a quick, painless disk drive introduction. (This professionally written tutor is easily worth the bundle's total price.)

3 UTILITIES

A copy verify, copy, and DOS utility.

2 GAMES

We will select 2 games from our stock. These are sold for more than \$20 each.

Do not mistake this software with cheap "Public Domain" software which others offer. All of this software is copyrighted and professional in quality. The tutor is unique with us and has helped thousands of new users learn their disk drive.

only \$27.95
(or even better)
only \$6.95 with
any Disk Drive Purchase!!

512K Upgrade

Again at a popular price. Fully assembled and tested before shipping. Easy to install. Uses fast 120 ns. chips.

Only \$85.

Now includes **memory test, Ram Disk Lighting, Printer Lighting, and Backup Lighting.** All with an upgraded manual exclusive with OWL!

Our prices include a discount for cash but do not include shipping.

OWL-WARE has a liberal warranty policy. During the warranty period, all defective items will be repaired or replaced at our option at no cost to the buyer except for shipping costs. Call our tech number for return. Return of non-defective or unauthorized returns are subject to a service charge.

OWL-WARE
P.O. BOX 116
Mertztown, PA 19539

CoCos and Laser Jets

by William Barden, Jr.
Contributing Editor

When I want to plot something on the CoCo, whether it's for designing a type face, logo, or simple figure, I run into trouble. The "worksheets" in the back of the Color Computer Extended BASIC manual just don't cut it. They pack a 320-by-192 matrix into a small page, which makes it nearly impossible to count pixels from the worksheets. Also, there's no 640-by-192 worksheet for the CoCo 3 high-resolution graphics mode. Going to graph paper doesn't help, either. The best paper I could find without going to a specialized graphics-art store was 10 squares-per-inch. To represent the entire CoCo 3 screen in high-resolution mode would require a pieced together worksheet of 64 inches by 19 inches. Another problem with the graph paper is the proportion of the cells represented. The pixels found in almost all graphics modes are not square, but rectangular. These pixels require a precise worksheet to ensure proper proportions on the screen. A partial answer to CoCo graphics worksheets is in this column, if you are willing to suffer through some explanations of graphics and laser printer technology.

CoCo 3 Hi-Res Graphics Modes

I love my CoCo 3. The high-resolution graphics modes compare very well to the CGA modes of MS-DOS systems. There are also more colors than in typical MS-DOS systems, except the Tandy 1000s. There are

Bill Barden has written 35 books and hundreds of magazine articles about small computers. His newest Color Computer project, Connecting the CoCo to the Real World, is a book of CoCo interfacing projects. He has over 20 years experience in the industry on systems ranging from mainframes to micros.

two high-resolution densities, 320-by-192 and 640-by-192. The first number represents the number of pixels across the screen, either 320 or 640. The second figure repre-

The CoCo 3 high-resolution graphics modes compare very well to the CGA modes of MS-DOS systems.

sents the number of pixels from top to bottom on the screen.

The *aspect ratio* of a screen is the proportion of the width to height. A television picture has an aspect ratio of 4:3. That is,

four units wide by three units high, or 1.333. This television aspect ratio has been established as a standard that is both pleasing to the eye and easy to implement, but it isn't God-given. The new high definition television aspect ratio that everyone's talking about is wider and more like a movie screen. A typical CM-8 color monitor high-resolution screen measures 9.7 inches wide by 6.3 inches high with an aspect ratio of about 1.54, within working range of the 1.333 aspect ratio.

A "perfect" computer graphics screen would show square pixels of 640 across by 480 vertically and preserve the 4:3 aspect ratio of most televisions or monitors ($640/480=4/3$). Square pixels would make life easier for computer graphics worksheets. Some 10-square-per-inch graph paper from your local drug store is all that would be needed. (MS-DOS VGA graphics does indeed use this ratio.) The CoCo 3 640-by-192 screen is not hard to fit into the magic 4:3 ratio. Simply multiply 192 by 2.5. You get exactly 480. This means that a CoCo 3 640-by-192 Hi-Res pixel is exactly one unit wide by 2.5 units high, as shown in Figure 1.

Since the 320-by-192 high-resolution pixel is twice the width, the proportions become 2:2.5, or one unit wide by 1.125 units high, as shown in the same figure.

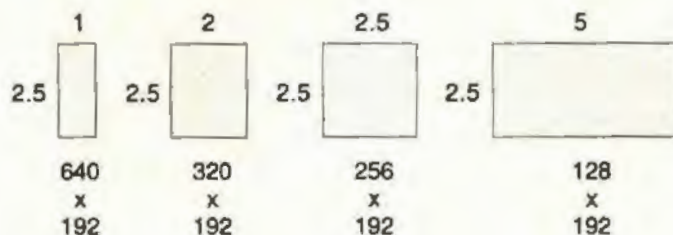


Figure 1: Aspect Ratios

☞ New CoCo Calligrapher V2 for CoCo III! ☞

The popular RS-DOS version of the Calligrapher has been upgraded for the CoCo III! This new version has some of the advanced features that were only available in the OS9 Calligrapher. **\$24.95** (upgrade your old V1 version for \$12.50).

CALLIGRAPHER

CoCo Calligrapher V2 - Turn your CoCo and dot-matrix printer into a calligrapher's quill. Make beautiful flyers, certificates, labels and more. Includes three 1/4 inch high fonts. Over 135 additional fonts are available (see below). Version V1 is available for any CoCo, Tape or Disk; Version V2 requires CoCo III and Disk; **\$24.95**.

Calligrapher V2 - Prints all the same fonts as the CoCo Calligrapher. It reads a standard text file which contains text and formatting codes. You specify the fonts, centering, left, right or full justify, line fill, margin, line width, page size, page break, page numbers, indentation, multiple columns, macros, headers, footers and more. Includes the same 3 fonts with additional fonts available below. Disk only; Specify OS9 or MS-DOS; **\$24.95**.

Calligrapher Fonts - Requires Calligrapher above. Each set on tape or disk with 8 to 10 fonts; Specify RS-DOS, OS9 or MS-DOS format; **\$14.95** each:

- Set #1 Reduced and reversed originals;
- Set #2 Old Style and Broadway;
- Set #3 Antique and Business;
- Set #4 Wild West and Checkers;
- Set #5 Stars, Hebrew and Victorian;
- Set #6 Block and Computer;
- Set #7 Small: Roman, Italics, Cubes, etc;
- Set #8 Novelty fonts;
- Set #9 Gallant and Spartan;
- Set #10 Several Roman fonts;
- Set #11 Gothic and Script;
- Set #12 More Roman and Italic;
- Set #13 Several Courier fonts;
- Set #14 Modern and Screen;
- Set #15 Tektron and Prestige.

Economy Font Packages available on disk only, with 25 to 30 fonts; Specify RS-DOS, OS9 or MS-DOS format; **29.95** for any one or save by buying two or more at **\$19.95** each:

- Pkg #1 - Above font sets 1, 2 and 3;
- Pkg #2 - Above font sets 4, 5 and 6;
- Pkg #3 - Above font sets 7, 8 and 9;
- Pkg #4 - Above font sets 10, 11 and 12;
- Pkg #5 - Above font sets 13, 14 and 15.

Calligrapher Combo Package - Includes the Calligrapher and any two Economy Font Packages (your choice) for only **\$59.95**. Disk only. Specify RS-DOS, OS9 or MS-DOS format.

Sample Calligrapher CliPix Pictures



The Font Messager - This OS9/MS-DOS utility program allows you to do many things to Calligrapher font files. You may create new fonts, modify existing fonts, invert fonts, compress fonts, double the height and/or width, halve the height and/or width and convert between RS-DOS and OS9/MS-DOS formats. (Note: OS9 and MS-DOS font files are identical and need no conversion. Simply copy or upload the files from one OS to the other) OS9 or MS-DOS; **\$19.95**.

Calligrapher CliPix - The Calligrapher may now include graphics pictures along with the text it prints. There are currently 9 different CliPix disks available, each one has over 60 different graphic pictures. While the OS9/MS-DOS Calligrapher may easily combine both text and CliPix, the RS-DOS (CoCo) Calligrapher may also print out the CliPix. **\$9.95** each.

- CHiPix #1 - Animals
- CHiPix #2 - Astrology/Mythology
- CHiPix #3 - Jobs (Occupations)
- CHiPix #4 - KidStuff
- CHiPix #5 - Miscellaneous
- CHiPix #6 - Occasions
- CHiPix #7 - Sports
- CHiPix #8 - Vehicles
- CHiPix #9 - X-Rated

SPECIAL INTEREST

Rental Property Income and Expense Management Package - Maintain rental property income and expense records and print reports. 28 expense categories. *This program may be tax deductible.* Disk only; **\$29.95**.

DATA BASE

TIMS Combo Package - All three of the following programs: TIMS, TIMS Mail and TIMS Utility on one disk - **\$34.95**. Save about \$20.00!

TIMS (The Information Management System) - Tape or disk, fast and simple general data base program. Create files of records that can be quickly sorted, searched, deleted and updated. Powerful printer formatting. Select records to print: all, from screen or a range. Up to 8 user fields, sort on up to 3 fields. Tape/Disk; **\$19.95**.

TIMS Mail - Tape or Disk based mailing list program. Files are compatible with TIMS. Fast and simple to use. Supports labels 1, 2 or 3 across, 2 1/4 to 4 inches wide. Tape/Disk; **\$19.95**.

TIMS Utility - Utility companion for TIMS and TIMS Mail for multi-term search (AND and OR logic), global change and delete, split large files and more! Tape/Disk; **\$14.95**.


EDUCATIONAL

The Educational Combo - Learning stuff has never been so much fun! The Combo includes these educational (and entertaining) games:

- Silly Syntax - (ages 5 and up)
- Galactic Hangman - (ages 7 and up)
- The Presidents - (ages 10 and up)
- The Great USA - (ages 9 and up)
- Trig Attack - (ages 9 and up)

All five programs on one disk for only **\$29.95!**

For a complete catalog of Sugar Software products and fonts, send a stamp and a label.



SUGAR SOFTWARE

P.O. Box 7446

Hollywood, Florida 33081

(305) 981-1241

All programs run on the CoCo 1, 2 and 3, 32K Extended Basic, unless otherwise noted. Add \$1.50 per tape or disk for shipping and handling. Florida residents add 6% sales tax. COD orders add \$5. Dealer inquiries invited. Orders generally shipped in 24-48 hours. No refunds or exchanges without prior authorization.

*TRS-80 is a trademark of Tandy Corp.

Low-Resolution Graphics Modes

The most popular low-resolution graphics modes are the ones with 128-by-192 pixels and 256-by-192 pixels. These are not HSCREEN modes and the screen proportions change slightly. On my CM-8 color monitor, the actual physical screen dimensions are 7.7 inches wide by 6.2 inches high, which is an aspect ratio of 1.24. Again, this is within the working range of the magic 1.333 television ratio. An interesting fact about the 256-by-192 screen is that 256:192 is exactly 4:3 — the pixels in this mode are exactly square, with a width of one unit and a height of one unit, as shown in Figure 1.

Pixels in the 128-by-192 mode are two units wide by one unit high, since the width is stretched out to twice the distance.

A Useful Worksheet

It seems to me that graphics worksheets that try to represent the entire screen are not really usable. They either cram all the pixels together or they are huge. A better approach might be to show a reasonable portion of the screen, since you are usually working with a graphics character or figure that uses only a small fraction of the total screen area. I came up with a compromise. Plot a graphics worksheet of 160 pixels horizontally by 48 pixels vertically. This represents one-fourth of the screen distance horizontally or vertically, which is not an unreasonable area to work with (see Figure 2). Several sheets can still be taped together to show larger portions of the screen if necessary.

I can never figure out which pixel a label such as 184 refers to on worksheets in the Extended BASIC manual. There seem to be three in the immediate area, and it's easy to get confused when counting. I opted to add a heavier line every 10 pixels. It is easier to count in groups of 10 and then by units to locate individual pixels. Samples of the 640-by-192 and 320-by-192 worksheets are shown in Figure 3. The 256-by-192 and 128-by-192 worksheets are not shown.

Printing the Worksheets

The big problem for the worksheets is how to print the darn things. Many of you probably have dot-matrix printers like mine that are capable of printing Hi-Res graphics worksheets. There always seem to be problems with these printers. Although you can print Hi-Res graphics, you usually can't get a fine enough resolution for exact proportions. This has been my experience on a variety of Tandy and other dot-matrix printers. The solution is to print the worksheets on a laser printer. The laser printer has the capacity to generate very precise forms.

Let me tell you a little bit about laser printers.

Laser Printer Basics

In addition to several dot-matrix printers, I also have a Hewlett-Packard LaserJet Series II printer that I use with my CoCos and MS-DOS systems. One interesting thing about the LaserJet is that it has both serial and parallel ports, which makes it easy to switch between the serial output of the CoCo and the parallel output of my other systems. There are a host of HP LaserJet series-compatible laser printers. For example, the Tandy LP-1000 is LaserJet Plus-compatible, which means that programs set up for the LaserJet Plus series also work on the Tandy LP-1000. There are also some very inexpensive laser printers available which you might consider for your CoCo system. Of course, *very inexpensive* is a relative term. The cost of some of the new and powerful laser printers is in the \$900 range, which probably exceeds the complete investment in your CoCo system. Nevertheless, a LaserJet and CoCo makes for a very powerful desktop publishing system.

Laser printers operate by using a laser diode beam with usually a Canon or Ricoh photocopier mechanism. The beam can be precisely controlled and the resolution of the printing is 300 dots-per-inch, about four times as good as the best high-resolution dot-matrix printers. Individual dots are very crisp and clean, unlike those in dot-matrix printing, which tend to smudge.

Laser Printing Commands

Laser printers are controlled by a built-in language called PCL, or Printer Control Language. This is a special language developed by Hewlett-Packard for their printers. PCL is very similar in complexity and functions to the print commands found in Radio Shack printers, but the commands are not the same. Most of the things that can be done with PCL are very primitive. It can position a print head cursor somewhere on the page, change the line feed spacing, change the character spacing, select a new font, change the printing margins, and so forth.

Like Tandy printer commands, laser printer commands in PCL are sent as a string

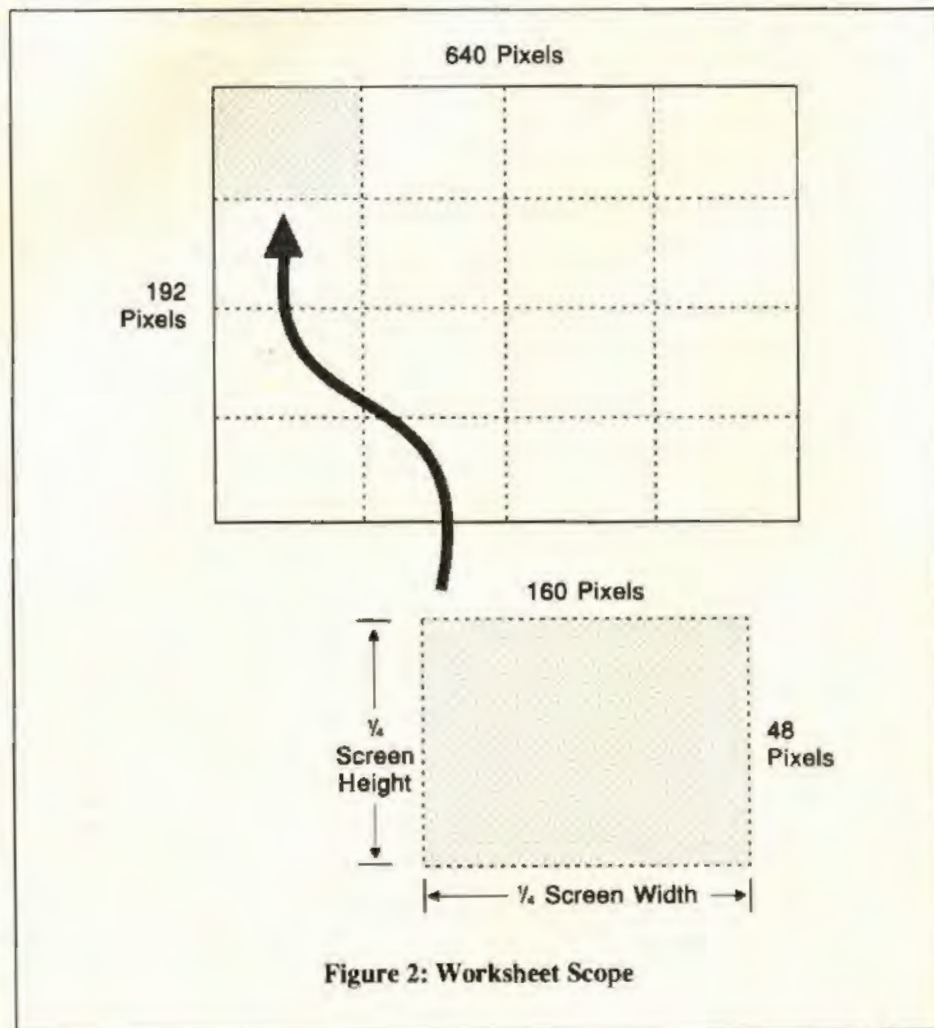



Figure 2: Worksheet Scope

320-by-192 Mode



640-by-192 Mode

Figure 3: Sample Worksheet Sections

of characters, the first character of which is an escape code (decimal 27). The characters that follow this code define the action to be taken. The necessary command formats needed to print a worksheet are shown in Figure 4.

These commands are preceded by an escape character. For example, to change the left margin, you would send `CHR$(27)+"&a13L"` from BASIC. Bear in mind that a laser printer page is like a graphics screen. You can repaint areas of it in any sequence, not just printing from left to right and from top to bottom. This fact

makes it very easy to create complex graphics. The rectangle commands require some explanation. The Define Rectangle Width command defines a rectangle of a certain number of dots in width. The Define Rectangle Height command defines the rectangle's height in dots. The Print Rectangle Area command actually prints the rectangle starting at the current print head position. Although you can use different patterns in the rectangle, the default is a solid fill — all black. Both horizontal and vertical lines are created by defining rectangles of different size and printing them. A horizontal line is

<code>&f0Sc</code>	save the current print position on the page
<code>&f1S</code>	restore the current print position on the page
<code>*p400X</code>	position the print head 400 dots (400/300 inches) over from the left margin
<code>*p2100Y</code>	position the print head 2100 dots (2100/300 inches) down from the top margin
<code>E</code>	print the current page and eject
<code>&l10</code>	set landscape mode (print on the page width)
<code>9</code>	reset the margins
<code>&a13L</code>	set left margin to the 13th column position
<code>*c2400A</code>	define a rectangle width of 2400 dots (2400/300 inches)
<code>*c38</code>	define a rectangle height of 3 dots (3/300 inches)
<code>*c0P</code>	print a rectangular area at the current print-head position
<code>*p+38Y</code>	move the print head down 38 dots (38/300 inches)
<code>*p+15X</code>	move the print head over 15 dots (15/300 inches)

Figure 4: LaserJet Commands for Worksheets

GAMES

Rupert Rythm CC3, Disk **ONLY \$24.95**
 Space Invaders CC3, Disk **ONLY \$24.95**
 Donut Dilemma CC2/3, Disk **ONLY \$19.95**

RASCAN-2

RASCAN is back in a new and improved version. RAS*MAX optional (SEE BELOW) You can digitize video from any B&W or color camera, VCR or videodisk player in near photo quality. The BEST & only color video digitizer for the CoCo. W/Software, 4096 CLRS Req. 512K.
 CoCo3, 128/512k, 1 disk **ONLY 189.95**

SPRITE-BASIC

CREATE graphic SPRITES & write your own video games with BASIC. Adds 18 new commands to BASIC. This is a complete new system to create & control SPRITES.
 CoCo3, 128k, 1 disk **ONLY \$44.95**

SUPER-BOOK

The ultimate reference manual for BASIC & M/L programming. Memory maps, hints & tips, well organized easy to use. More than just PEEKs & POKEs. All in one BOOK. For beginner to hacker.
 Covers CoCo1, 2 & 3. **ONLY \$14.95**

SUPERSOUND

Digitize any sound for your programs or add sound effects to animated graphics. Easy to use with BASIC demos. W/Supershow.
 CoCo3, 128k, disk **ONLY \$44.95**

SAY'N'SPELL

Let your CoCo3 help your 1st grade & up child learn their spelling words in YOUR voice.
 CoCo3, 128k, disk **ONLY \$24.95**

ULTRAED

The BEST CoCo3 assembler/disassembler available. Two work buffers, online help file & true source code disassembly. 80 col. screen, disk I/O. Requires EDT/ASM+ cart, 1 time.
 CoCo3, 128k, disk **ONLY \$24.95**

COLOR GRAPHICS

Our *MAX graphics drivers offer: True What-You-See-Is-What-You-Get colors. ON-SCREEN color editing/preview. T-shirt prints, partials, & more.

STAR NX1000 RIBBONS
 BLACK **\$6.95** 4 color **\$9.95**
 Heat Transfer (T-shirt) 4 color **\$12.95**

RAS*MAX

Print 4906 & 16 color RASCAN pictures on the NX1000, DMP-240, GSX-140, CGP-220, now prints B&W on CGP-220 printer. Even edit 16 color RASCAN on-screen.
 CoCo3, 128k, disk **ONLY \$24.95**
 WITH RASCAN-2 **ONLY \$14.95**

STAR*MAX

Print CM3, MGE, HSCREEN2 etc., pictures on NX1000, DMP-240 & EPSON compatibles.
 CoCo3, disk **ONLY \$21.95**

CGP*MAX

Same as STAR*MAX but for the CGP-220.
 CoCo3, 128k, disk **ONLY \$18.95**

PM*PRINT

PMODE3/4 (B&W or colors) on NX1000 or compatible color printers.
 CoCo1,2,3, 32k, disk **ONLY \$18.95**

SUPERSOFT, INC.

363 Oakwood Ave., Jackson, MI 49203
 (517) 787-3610 \$2.50 S/H per order
 Visa/MC Check, M.O. MI res add 4% sales tax

✓	250	215
	330	96
	470	17
	END	175

Listing 1: CCGRAPH

```

100 ' CoCo 640 by 192 Graphic Layout Plotter for LaserJet
130 GOSUB 330
140 GOSUB 360
150 PRINT#-2,CHR$(27)+"&f0S";
160 FOR I=1 TO 5
170 GOSUB 440:GOSUB 560
180 GOSUB 400
190 FOR J=1 TO 9:GOSUB 560:NEXT J
200 NEXT I
210 GOSUB 440:GOSUB 560
220 PRINT#-2,CHR$(27)+"&f1S";
230 FOR I=1 TO 16
240 GOSUB 520:GOSUB 600
250 GOSUB 480
260 FOR J=1 TO 9:GOSUB 600:NEXT J
270 NEXT I
280 GOSUB 520:GOSUB 600
290 PRINT#-2,CHR$(27)+"*p400X"+CHR$(27)+"*p2100Y";
299 REM If your LaserJet has Auto CR/LF, remove ;CHR$(10) from line 300
300 PRINT#-2,"Color Computer 3 640 by 192 Mode - Grid of 160 Horizontal by 50 Vertical Pixels";CHR$(10)
310 PRINT#-2,CHR$(27)+"E";
320 STOP
330 ' set landscape
340 PRINT#-2,CHR$(27)+"&i10";
350 RETURN
360 ' set margins
370 PRINT#-2,CHR$(27)+"9";
380 PRINT#-2,CHR$(27)+"&a13L";
390 RETURN
400 ' define light horizontal line
410 PRINT#-2,CHR$(27)+"*c2400A";
420 PRINT#-2,CHR$(27)+"*c18";
430 RETURN
440 ' define heavy horizontal line
450 PRINT#-2,CHR$(27)+"*c2400A";
460 PRINT#-2,CHR$(27)+"*c38";
470 RETURN
480 ' define light vertical line
490 PRINT#-2,CHR$(27)+"*c1A";
500 PRINT#-2,CHR$(27)+"*c1900B";
510 RETURN
520 ' define heavy vertical line
530 PRINT#-2,CHR$(27)+"*c2A";
540 PRINT#-2,CHR$(27)+"*c1900B";
550 RETURN
560 ' print horizontal line at current x,y and increment
570 PRINT#-2,CHR$(27)+"*c0P";
580 PRINT#-2,CHR$(27)+"*p38Y";
590 RETURN
600 ' print vertical line at current x,y and increment
610 PRINT#-2,CHR$(27)+"*c0P";
620 PRINT#-2,CHR$(27)+"*p15X";
630 RETURN

```

really a very wide rectangle with little height. A vertical line is a very tall rectangle with little width.

A Worksheet-Printing Program

The above information is presented so that you can print the worksheets yourself. If you are lucky enough to own a laser printer with your CoCo, use the program in Listing 1. Otherwise, you will need access to an MS-DOS system with a laser printer. Almost any MS-DOS system and laser printer will do — the program is uncomplicated and without any special tricks. A Tandy LP-1000 laser printer setup at your local Tandy Computer Center is one possible source. (Or you can send for a free copy of the worksheets by writing to me at the address given at the end of this column.)

If you can run simple programs in BASIC on the CoCo, you can run the program on an MS-DOS system. At the C> prompt, enter GWBASIC. You should see BASIC load and display the title message. Enter the program exactly as shown, with the desired line substitutions as indicated for the different worksheets. Entering the program is the same as in CoCo BASIC. Re-entering a line number erases the old line and substitutes the new line in its place. LIST lists the current program. SAVE and LOAD work the same as in CoCo BASIC.

After the program has been entered, double check the code and enter RUN. In a few seconds, the laser printer should spew out the worksheet master.

If You Can't Find a Laser Printer...

It may not be easy to find a laser printer setup. If you would like master copies of the four worksheets, I'd be happy to oblige. Send a self-addressed, stamped 9-by-12 envelope. You may want to include a protective cardboard insert. I'll send you the masters immediately. There are things that slow the delivery process — for example, sending an enclosed note with a 200-page listing asking me to troubleshoot the pro-

gram, or a money order for the postage without an envelope and instructions on how to air mail the package to Zimbabwe. Send the SASE to:

William Barden, Jr.
P.O. Box 3568
Mission Viejo, CA 92692

See you next month with more CoCo topics. □

Editor's Note: This listing requires a PC-compatible running MS-DOS and GWBASIC.

Listing 2: MSGRAPH

```

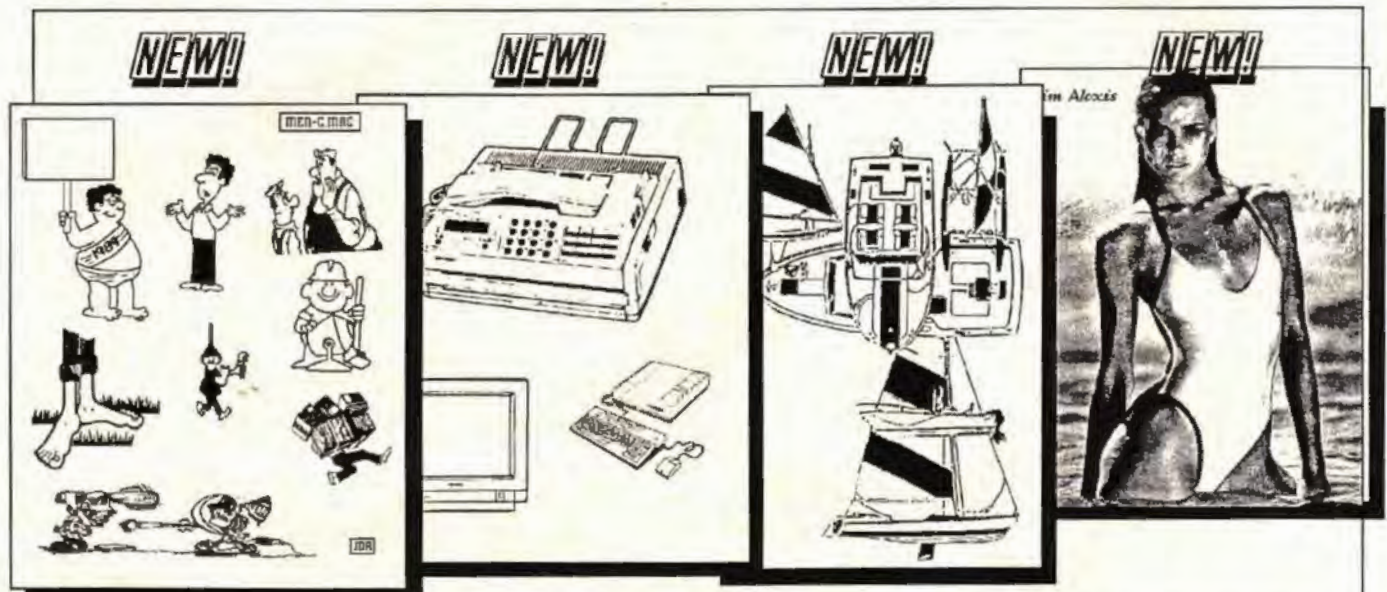
100 ' CoCo 640 by 192 Graphic Layout Plotter for LaserJet
110 WIDTH "LPT1:",255
120 OPEN "LPT1:" FOR OUTPUT AS #1
130 GOSUB 330
140 GOSUB 360
150 PRINT#1,CHR$(27)+"&f0S";
160 FOR I=1 TO 5
170 GOSUB 440:GOSUB 560
180 GOSUB 400
190 FOR J=1 TO 9:GOSUB 560:NEXT J
200 NEXT I
210 GOSUB 440:GOSUB 560
220 PRINT#1,CHR$(27)+"&f1S";
230 FOR I=1 TO 16
240 GOSUB 520:GOSUB 600
250 GOSUB 480
260 FOR J=1 TO 9:GOSUB 600:NEXT J
270 NEXT I
280 GOSUB 520:GOSUB 600
290 PRINT#1,CHR$(27)+"*p400X"+CHR$(27)+"*p2100Y";

```

```

300 PRINT#1,"Color Computer 3 640 by 192 Mode - Grid of 160 Horizontal by 50 Vertical Pixels"
310 PRINT#1,CHR$(27)+"E";
320 STOP
330 ' set landscape
340 PRINT#1,CHR$(27)+"&l10";
350 RETURN
360 ' set margins
370 PRINT#1,CHR$(27)+"9";
380 PRINT#1,CHR$(27)+"&a13L";
390 RETURN
400 ' define light horizontal line
410 PRINT#1,CHR$(27)+"*c2400A";
420 PRINT#1,CHR$(27)+"*c1B";
430 RETURN
440 ' define heavy horizontal line
450 PRINT#1,CHR$(27)+"*c2400A";
460 PRINT#1,CHR$(27)+"*c3B";
470 RETURN
480 ' define light vertical line
490 PRINT#1,CHR$(27)+"*c1A";
500 PRINT#1,CHR$(27)+"*c1900B";
510 RETURN
520 ' define heavy vertical line
530 PRINT#1,CHR$(27)+"*c2A";
540 PRINT#1,CHR$(27)+"*c1900B";
550 RETURN
560 ' print horizontal line at current x,y and increment
570 PRINT#1,CHR$(27)+"*c0P";
580 PRINT#1,CHR$(27)+"*p+38Y";
590 RETURN
600 ' print vertical line at current x,y and increment
610 PRINT#1,CHR$(27)+"*c0P";
620 PRINT#1,CHR$(27)+"*p+15X";
630 RETURN

```



We've Just Converted Over 250 Macintosh Quality Pictures For The Color Computer. Each Set Includes An Excellent Graphics Editor! Pictures are CoCo-MAX II compatible.

Set #1	Set #2	Set #3
Clipart	Celebrities	Adult Only
Space Pictures	Cartoon Characters	R-Rated
Animals	Great Graphics	Beautiful Women
More	More	

**Each Set Of 10 Disks
Only \$35.00 !
Buy 2, Get One Free!**

 
**Coco 1,2 And 3
32K Minimum
Disk Only**

T&D Subscription Software • 2490 Miles Standish Dr., Holland, Mi 49423 • 616-399-9648

Going Online: Primed and Ready

by Tony Olive

RAINBOW's Reviews/Submissions Editor

Among my duties at *THE RAINBOW* is the posting of information for a department called "The Intercom." If you read this section, and I hope you do, you know it contains names, addresses and phone numbers for Pens Pals, CoCo Clubs and BBSs. As I compiled these reports recently I was struck by the irony of my assignment. I am responsible for encouraging readers to patronize the avenues listed while I had never done so myself. I had never even used a modem.

My lack of understanding of online services plagued me for a few months. I was reeling with curiosity and questions about how to remove this self-imposed, dispassionate involvement with my work. There was only one solution to the challenge. I needed a modem.

I searched the office for a spare modem and soon realized this was not a piece of hardware allowed to sit and gather dust on a shelf. After a week or two I got rather impatient — impatient to use something that was completely foreign to me. The answers to my questions just couldn't wait. But I had dubious expectations about obtaining this mysterious device.

And then, there it was. The tiny Delta DM-1200 modem — small enough to fit in the palm of my hand yet powerful enough to allow me access to the world of online communications. I was eager to explore the limitless boundaries of an unknown territory. Filled with a new sense of quest, I gathered phone numbers for the available local services. My anticipation grew as I dialed Freeboard-Electronic Bulletin, a BBS run by the Louisville Free Public Library.

I discovered not a directory of books,

but instead a database with a hodgepodge of topics intersecting a broad selection of interests. I must admit that most of my time was spent learning to maneuver in this new environment. The system was not immediately understood by *this* neophyte. Despite the inconvenience, I still thought this was a positive experience. I then called HUG BBS of Paducah, KY. It was easier to move around in this system. I splashed around HUG BBS for over an hour. (But I hadn't downloaded a file yet.) I said to myself, "This is great! I can't believe no one ever insisted I get a modem. Look at all this information!" The phone bill wasn't so great, but the experience was well worth the expense.

Going online and connecting to a BBS was my original interest. There are, however, a variety of other options available to modem users. A similar use is to connect to one of many online utility services. My current experience in this arena is limited to Delphi.

The difference between a BBS and an online utility service is startling. It is overwhelming to go from being the only person, or one of a few, connected to a BBS to an electronic room where thousands are gathered. The possibilities sank deeper. A whole new world opened at my fingertips. Again, I thought to myself, "Where have I been?"

On Delphi I found the extensive databases I had been hoping for, and conferences for computer-specific groups (they call these SIGs). For finding facts, making new friends and gathering technical information, this was pay dirt.

With all the interaction on a large network comes clutter. It's easy to spend a lot

of time and money looking for information without a well executed search technique. Before you plunge head first into an online utility service, it is wise to purchase a user manual for that particular system. On the other hand, it is important to know that you *don't* have to be a technical wizard to enjoy a fruitful harvest from going online.

Another online practice is *remote computing*. This means one computer is controlled via a different computer or terminal. One product for the CoCo, CIII D-Link by Coless Computer Design, allows this. Just think of the possibilities. No more racing around town to gain access to a computer.

There is a vast sea of information waiting to be tapped. There are similarities between an isolated CoCo user and a caged animal. To daily endure the repetitive pace is boring — boring enough to make the animal a creature of complacency. How can an animal possibly learn about the unfamiliar territory outside the cage without further exploration? Going online releases the animal in us. The newfound waters are invigorating.

The bottom line is this: I was scared at the thought of going online in the beginning. But my curiosity overcame my fears and the results are fantastic. Of course it wasn't easy at first, but a little experimentation and a lot of questions to other (more-experienced) users paved the way to an exciting new world. I just wish I had gotten my modem sooner.

The online cruise of the century is still taking reservations. Just purchase a modem and swim a little closer to the life preservers. There are fellow shipmates waiting with helping hands.

Unlock The Real Power of Your CoCo !

"BIG BASIC" Basic Users get full control of managing all CoCo memory

COCO 3'S MISSING LINK

"Danosoft has a winner in *Big Basic*, and I would recommend it to anyone wanting to get the most out of a Color Computer 3." - Rainbow, Oct./89.

- Now you can access up to 472K of memory in a 512K CoCo or up to 92K in a 128K machine with any mix of programs and/or data. At last, you can do sizable basic programming with a CoCo 3.
- BIG BASIC creates programming windows where you can put up to 58 separate running programs, or up to 58 parts of one large program or database. Concept permits big programs to run last.
- Chain in unlimited sized programs, or program parts, or data from disk(s) without erasing existing programming or variables. Also works with the RGB-DOS Hard Disk system and ADOS3.
- 3 new simple basic words create the power.
- Provides for holding as many as 28 Hi-Res Graphics Screens in Memory for instant recall. Up to 4 HSCREEN1's in a 128 K CoCo.
- Modifies your basic operating system in some 70 locations but does not occupy user memory. 100% M.L. runs in background.
- Includes 7 Demo Programs and Manual. Any disk version RS-DOS.

ONLY \$39.95 U.S. or \$46.50 CDN. + \$2.50 S & H (Add 8% PST in Ont.)

"BIG RAMDISK" (512k CoCo3 V.2.0 or V.2.1)

"Danosoft's *Big Ramdisk* is a thoroughly useful utility that combines a great product with the ease of use that marks a winner." - Rainbow, April 1990.

- Copy or backup your programs or data to "BIG RAMDISK" and get the speed of program/data saving or loading to an "in memory" M.L. device. ("COPYDISK" Utility included.)
 - Great for use with all other programs on this page (except "Simply Better") and most commercial software.
 - You can install, re-install, format and reformat from direct mode or from a program without erasing programming or variables. Does not occupy user memory, but can be user located elsewhere if needed.
 - **NEW!** Works double if you have CRC/DISTO's 1 Meg. Memory Board.
 - Your choice of one big 158 granule ramdisk (80 tracks-360k) or two 68 or 78 granule ramdisks (35-40 tracks to 360k total), depending on your DOS. (i.e. RS-DOS, "BIG DISK", "DOUBLE40", etc.) Allows 4 physical drives and 2 ramdisks. (4 ramdisks to 720K with 1 Meg. Board.)
 - Ramdisk files and directory do not erase with a reset or if a program crashes. This lets you use some programs that need a Coldstart to exit.
- ONLY \$12.95 US or \$14.95 CDN. + \$2.50 S & H (Add 8% PST in Ont.)

NEW! "SUPER BIG BASIC" Same as "BIG BASIC" except it also accesses 1 Meg. of Memory if you have CRC/DISTO's Board. \$49.95 U.S. or \$57.95 CDN. Upgrade with Proof of Purchase: \$9.90 U.S. or \$11.50 CDN. Add \$2.50 S&H (Add 8% PST in Ont.)

"BABY BASIC" If you need more memory for Basic program lines, this Tutorial will show you how to store and execute them from anywhere in memory, and how to chain in any number of program modules from disk without erasing variables. Includes Disk with 7 basic enabling subs and a demo program. For any CoCo with 64K or more. Doesn't replace "Big Basic". Only \$8.95 U.S. or \$10.50 CDN. + \$2.50 S&H (Add 8% PST in Ont.)

"GRAPHICS UTILITY" If you want to store multiple Hi-Res Graphics screens in CoCo3 memory for instant recall, this Tutorial is for you. Load/Save graphics screens to memory from disk. Instantly switch them into your program. Max capacity is: HSCREENS 1 & 3: 512K = 27; 128K = 3. HSCREENS 2 & 4: 512K = 13; 128K = 1. Has Disk & Demo. Only \$8.95 U.S. or \$10.50 CDN. + \$2.50 S&H (Add 8% PST in Ont.)

"MEMORY MASTER"

OUR FAVORITE PROGRAMMING TOOL

"*Memory Master* is a unique hacker's program offering about all you could ask for in a disk and memory utility." - Rainbow, Sept./89.

- Scan, Edit, Copy, Printout any memory in your computer or on disk. Fix disks. Restore killed files.
 - Fast entry of M.L. Listings.
 - Dual Windows! Runs 2 Basic Programs at once!
 - Disk chains unlimited amounts of program sections or data.
 - Includes Demo Program and Manual.
 - Any CoCo (at least 64K) with 1.1 or 2.1 Disk Extended Basic.
- Only \$24.95 U.S. or \$28.95 CDN. + \$2.50 S & H (Add 8% PST in Ont.)



"UTILITIES PACKAGE"

ACCESS BOTH SIDES OF YOUR DRIVES

"Must - have software for the disk user"

- Rainbow, Nov. /89.

"BIG DISK"

- Makes computer see double-sided drives as one 360K (80tk) drive; 158 granules.

"DOUBLE40"

- Sets drives for 40 tracks each side.

"CONVERT/DISK"

- Formats 40 tracks on each side of a disk without disturbing the first 35. Doubles all your present storage.

"QUIKDRIV/6MS"

- Sets fast drive stepping rate.

"QUIKDRIV/30M"

- Fast drive shut off.

"SET FEED"

- Sets line spacing for printouts.

All are Machine Language Running in Background

For any CoCo (at least 64K) with 1.1 or 2.1 Disk Extended Basic

Only \$17.95 U.S. or \$20.85 CDN. + \$2.50 S & H (Add 8% PST in Ont.)

NOW FROM DANOSOFT! DALE RICKERT'S

Feature Packed



"Simply Better"

- Run 2 interactive Wordprocessors at once • Mail Merge • Create Indexes • Table of Contents • Print-Fill Forms • Displays Fonts in Colors •

- Displays Underlining • Print Spooling • Auto Saves • Print/Save Blocks of Text • To 480K of Text Storage • Sorts Text • Numbering • Indenting • Calculator • Tasks • Headers • Footers • Paging • Finds • Case Reversal • Help Screens • Preview "WYSIWYG" • Many More Features.

BEST WORD PROCESSOR

Easy to use. Includes some Database Features

Will hold a customer list of more than 5000 in memory for quick recall or editing.

"Significantly Better? Mais Oui!" - Rainbow, Feb., 1990

"..... An excellent choice at an unbelievable price." - Rainbow, April /89

Includes extensive, well indexed Manual, with Tutorials.

128k or 512k CoCo3. Any disk version RS - DOS.

ONLY \$39.95 U.S. or \$46.50 CDN. + \$2.50 S & H (Add 8% PST in Ont.)

Add \$7.00 U.S. or \$8.20 CDN. for French Version of Manual

Need more info? See the Rainbow Reviews of these Programs.

DANOSOFT

Box 124, Station "A"

Mississauga, Ontario L5A 2Z7

10% Discount

on purchase of
3 or more items
at the same time.

Order by Phone or Mail

(416) 897-0121

Shipped Airmail Same Day

VISA

Master Card

Displaying Picture Files Using OS-9 Level II Graphics

Part II

by Tim Kientzle

Last month, we learned how to use OS-9 Level II's graphics capabilities to display simple uncompressed VEF and MGE format pictures. This month, we'll take a careful look at a general type of compression called *run-length encoding* (RLE) and expand the earlier programs to handle compressed MGE and VEF data.

Why We Need Compression

One thing I pointed out in last month's article was that increased graphics resolutions mean more data. Compare the old PMODE 4, 256-by-192 pictures in two colors requiring 6K of storage space to HSCREEN 2, 320-by-200 pictures in 16 colors with over 31K of data. The typical CoCo with a 35-track, single-sided disk drive can store more than 20 PMODE 4 pictures on a disk, but only five uncompressed VEF or MGE images. There must be some way to improve this.

If you look closely at graphics pictures,

Tim Kientzle, currently pursuing a doctorate in mathematics at the University of California at Berkeley, has worked with the CoCo since 1982. He is best known in the CoCo world as the database manager for the CoCo SIG on Delphi, and as the author of the V-Term terminal emulator. He can be reached on Delphi as TIMKIENZLE. Or you can contact him at 14 Croxton Avenue, Oakland, CA 94611.

Run-length decoding techniques and displaying images with OS-9 Level II

you'll notice that many have large areas that are one solid color, or filled with some simple pattern. With careful thought, you might realize these areas consist of the same byte value repeated many times. Such a repeated value is often referred to as a *run*. A common technique that replaces each run with a code telling what value to repeat, and how many times to repeat it, is called *run-length encoding*. Although there are many ways to handle this encoding, each is only slightly different from the rest.

Simple RLE: The MGE Format

The most simple form of run-length encoding is to pretend the whole picture is just a sequence of runs. In other words, even if we have a value that is repeated just once, we'll think of it as a run of length one. Our decoding routine is very simple. Each run is stored as a count byte, followed by a value to repeat. In the following example, I use a series of letters, where single digits represent the run length.

Unencoded:

```
aaaaaaaaabbbbccdddefghhhh
```

Encoded:

```
9a4b1c3d1e1f1g4h
```

The unencoded version uses 23 bytes, whereas the encoded version takes only 16. If the data is filled with long runs, this method works well. Consider a solid black picture that is 320 by 200. (It isn't a very interesting picture, but a picture nonetheless.) The picture contains 32,000 bytes of graphics data using the unencoded method. With this new form of run-length encoding, it uses only 252 bytes. There are 125 codes with a count of 255 and a value of 0 and one code with a count of 125 and a value of 0—quite a savings!

This method of encoding is used by the MGE compression format. You may recall I said last month that MGE compression isn't very good. The compression of 32,000 bytes down into 252 bytes sounds pretty good.

What's the catch? The catch is that solid black pictures aren't very interesting. Consider how this compression method operates in a worst case scenario where there are no runs of more than one byte — for example, a picture with a great deal of detail or where the background is filled by a complex pattern. In this case, each byte of the original would be represented by a code with a count of one. Since there are 32,000 bytes in the original picture, this would result in a *compressed* image of 64,000 bytes! This hardly deserves the name compressed.

During the evaluation of any compression method, thought should always be given to the worst case. Any compression method lengthens some files, this is unavoidable. But good compression methods lengthen files only by a small amount. Many archiving programs, for instance, first read through the file and try to compress it. If the resultant file would be longer, these routines store the file uncompressed, which only lengthens it by the one byte needed to indicate that it is stored uncompressed. The most difficult thing to determine is how much ordinary files will be

compressed. The only way this can be determined is with practice. In theory, this very simple method will compress many graphics files, but only by a small amount. Most graphics files contain a lot of single-byte runs, and this method does not work well with such runs.

Escape Codes: RAT and TC Formats

Needed are some simple changes to avoid having single-byte runs. An *escape code* is one such possibility. The escape code method is used by the RAT graphics format and the popular TC12, TC3, and TC31 archiving programs for Disk BASIC. The idea is to set aside one special value called an *escape value*. We use this special value to indicate an encoded run. It may be easier to start by thinking about a file that is already encoded. In this short example, the # is our escape code:

Unencoded:
 abbbbbcdeefghijjjjjjjkkklmnop
 Encoded:
 a#5bcd#3efgh#9j#3klnopp

For decoding purposes, the two bytes after the # character are a count and a value. An encoded run now takes three bytes instead of two. In this method single-byte runs or two-byte runs should not be encoded since either one would be lengthened. Note that pp at the end is unencoded. Encoding is not necessarily an efficient method for use with three-byte runs. Three bytes will be used with either method. The only subtlety in this method is in handling the escape value.

We must encode the escape value, even a single-byte run, if it is to be decoded. Try encoding the following sequence:

Unencoded:
 abcd#efgh#ijkl

Did you remember to encode the # characters as one-byte runs? In this example the result is longer than what we start with. It might be challenging for you to figure out the worst case for this type of encoding. If you figure it out, though, you'll realize that even though the worst case is as bad as it was with simple RLE in terms of how much

BASEBALL STATS

CALCULATOR PROGRAM

MANY APPLICATIONS!

Has 7 memory banks. Includes manual. 16K. NOW \$14.95

FUNSTATS A GENERAL STATISTICS PROGRAM

Computes 50 stats. Very easy to use. Includes manual. 32K. JUST \$39.95

TRADING POST

Send check or money order. P.O. Box 3453, Carbondale, IL 62902. Specify CoCo 1, 2 or 3. Add \$3.00 S/H.

MAJOR LEAGUES
MINOR LEAGUES
ROTISSERIE

A professional yet easy to use database program that will allow you to keep track of your favorite teams by year, game no. and player. Keeps track of 20 stats, including batting ave., ERA, hits, ratio, at bats, HR's, RBI's, walks, wins, errors, earned runs, innings pitched, stolen bases, losses, saves & final game scores! Uses 32K. ONLY \$39.95

Classic Solitaire

Klondike • Pyramid • Canfield



Play these classic favorites in 16 color high-res graphics
 128K CoCo3 One Disk Drive Joystick \$14.95

La Belle Lucie

Deal 52 cards into 18 stacks, then try to reconcile them into 4 foundations. This solitaire is not for the faint of heart! Hoyle rules. 128K CoCo3, disk, joystick \$14.95

Zenix

Arcade. Color graphics. 32 levels of play. Awesome speed. Sound. 128K CoCo3 One Disk Drive Joystick \$29.95

Tazman (CoCo3)(requires OS9/II & 512K).....\$24.95
 Armchair Admiral (CoCo3).....\$14.95
 Riddle of the Ring (CoCo3/CoCo2).....\$10.00
 Games Pack I (CoCo3/CoCo2).....\$10.00
 Zenix Demo Disk (CoCo3)..... FREE

Software Submissions Invited

Checks, Money Orders, MasterCard & Visa
 \$2.00 S&H. COD additional \$2.00. WA addresses add 8.1% sales tax. 30 day money back guarantee.

Eversoft Games, Ltd
 P.O. Box 3354
 Arlington, Wa 98223

(206) 653-5263
 10am - 6pm PST

the result is lengthened, it is less likely that someone would draw a picture like this!

A variation that avoids this problem is to pick the escape value differently for each picture — examine the entire data file and select the least-occurring value as your escape value. With this method, the worst case will lengthen a 32,000 byte picture to a quite reasonable 32,251 bytes. The biggest disadvantage is that we can only save space by encoding runs of four or more. In practice, this method works reasonably well for graphics files, but not as well for text or program files. These files have very few runs of any significant length.

There is a completely different approach that also works well in practice. Use special codes to identify runs and other codes to identify anti-runs. An *anti-run* is a sequence without any repetitions. Rather than starting with an explanation, let's look at an example. Consider the following encoded sequence of numbers:

```
5 17 -4 89 32 66 125 3 99 4 87 -3 14 53 66
```

To decode this, look at it as a sequence of small groups, each containing a count and some amount of data. If the count is positive, then it is followed by one value. If the count is negative, it is followed by that number of values. There are five groups in the above example. The first group is 5 and 17. The last group contains the numbers -3 14 53 66. A group with a positive count means that the value should be repeated that number of times. A group with a negative count is copied as is. For decoding, each group is expanded as follows:

```
5 17      -> 17 17 17 17 17
-4 89 32 66 125 -> 89 32 66 125
3 99      -> 99 99 99
4 87      -> 87 87 87 87
-3 14 53 66 -> 14 53 66
```

The final, decoded sequence is:

```
17 17 17 17 17 89 32 66 125 99 99 99 87 87 87 87
14 53 66
```

Macintosh *MacPaint* pictures use almost this exact type of encoding, with one or two minor optimizations. IMG format uses this same idea, but instead of having a way to flag whether a group is a run or an anti-run, it simply alternates them. Squashed VEF uses a slight variation of this method where the high bit represents whether to repeat or copy the data, while the lower seven bits hold the actual count. Squashed VEF also makes a concession to ease programming — each half-line is compressed separately. This process makes decoding easier, since the decoding program can

work on a line-by-line basis. With many compression methods there is data left from the end of one line which must be added to the beginning of the next line.

Look at Listing 1. A picture stored in Squashed VEF format has an 18-byte header made up as follows:

```
1 byte — Compression flag
1 byte — Screen-type code
16 bytes — Palette values
```

The compression flag is zero if the picture data is stored uncompressed and 128 if the picture data is squashed. The screen-type code is the same format as normal VEF, as described last month.

In uncompressed format, the picture data is stored as 200 lines of graphics data. In squashed format, the picture data is stored as 400 packets with each encoding one-half of a screen line. The first byte of a packet indicates the number of encoded data bytes that follow. The encoding consists of a series of groups. Each group has a count byte. If the count byte has the high bit set, the count byte is followed by a single data

byte. The lower seven bits indicate how many times to repeat the data byte. If the high bit of the count byte is clear, the count byte is followed by that many bytes of data. The data is copied as is.

Traditionally, 192-line images have been stored in VEF format by adding eight blank lines to the top of the picture. When displaying VEF pictures on a 192-line screen, the top eight lines are usually not displayed. Color cycling, when used, rotates palettes 8 through 15.

Comments on the Listings

Last month I said that a goal of the program design was to make modifications easier. This month we reap the benefits of that approach. With `GetLine`, only one procedure needs to change in order to handle both normal and squashed VEF pictures.

Listing 1 shows the new `GetLine` procedure, as well as two new procedures which allow the program to complete its work. `GetLine` checks the compression value. If this value is non-zero, it calls `GetPacket` and `UnSquash` to decode two packets, one for each half of this line.

512K OS-9 Level II

Listing 1: GetLine.b09

```
PROCEDURE GetLine
0000 (* Gets one line of graphics data from the file into "line".
003C (* "bytes" is the length of the line expected, "compress"
0075 (* is the compression format
0091 BASE 0
0093 TYPE LineType=long(160):BYTE; short(80):BYTE
00AE
00AF PARAM path:BYTE
00B6 PARAM bytes:INTEGER
00BD PARAM compress:INTEGER
00C4 PARAM line:LineType
00CD
00CE DIM buffer(300):BYTE
00DA
00DB IF compress=0 THEN \(* 0 means no compression
0100 IF bytes>80 THEN
010C GET #path,line.long
011A ELSE
011E GET #path,line.short
012C ENDIF
012E ELSE \(* compress is not zero
0149 RUN GetPacket(path,buffer)
0158 RUN UnSquash(buffer,line,0,bytes)
016F RUN GetPacket(path,buffer)
017E RUN UnSquash(buffer,line,bytes/2,bytes)
0199 ENDF
019B END

PROCEDURE UnSquash
0000 (* UnSquash data in buffer to line starting at linepos
0036 BASE 0
0038 TYPE LineType=long(160):BYTE; short(80):BYTE
0053
0054 PARAM buffer(300):BYTE
0060 PARAM line:LineType
0069 PARAM linepos,bytes:INTEGER
0074
0075 DIM bufpos,linestop:INTEGER
0080 DIM i,runend:INTEGER
0088 DIM temp:BYTE
0092 \(* First, uncompress into line.long
00B5 bufpos=-1 \linestop=linepos+bytes/2 \i=linepos
00D4 WHILE i<linestop DO \(* Keep going until we get to the stopping point
0111 bufpos=bufpos+i
```

```

011C   runend=i+LAND(buffer(bufpos),127)-1 \(* Find where this group will
end
0152   IF runend>159 THEN \(* Some Squashed VEF files have problems...
0189     runend=159
0190   ENDIF
0192   IF buffer(bufpos)>127 THEN \(* If high bit set.
01B4     temp=buffer(bufpos+1)
01C2     bufpos=bufpos+1
01CD     FOR i=1 TO runend
01DF       line.long(i)=temp \(* Repeat this value.
0203     NEXT i
020E   ELSE
0212     FOR i=1 TO runend \(* Otherwise,
0231       bufpos=bufpos+1
023C       line.long(i)=buffer(bufpos) \(* copy data straight.
0264     NEXT i
026F   ENDIF
0271   ENDWHILE
0275
0276   IF bytes<160 THEN \(* Is this a short line?
029A     FOR i=0 TO 79
02AA       line.short(i)=line.long(i) \(* Copy data to line.short
0209     NEXT i
02E4   ENDIF
02E6   END

PROCEDURE GetPacket
0000   \(* Gets one Squashed packet from the input path
002F   BASE 0
0031   PARAM path:BYTE
0038   PARAM buffer(300):BYTE
0044
0045   DIM bufsize:BYTE
004C   DIM i:INTEGER
0053
0054   GET #path,bufsize \(* Get the size of the packet
007B   FOR i=0 TO bufsize-1 \(* Read that many bytes
00A6     GET #path,buffer(i)
00B4   NEXT i
00BF   END

```

Listing 2: GetPacket.b09

```

PROCEDURE GetPacket
0000   \(* Gets one Squashed packet from the input path
002F   \(* Uses the I$Read system call to read the entire packet
0067   \(* at once, which is much faster.
0088   BASE 0
008A   TYPE Registers=CC,A,B,DP:BYTE; X,Y,U:INTEGER
00AF   PARAM path:BYTE
00B6   PARAM buffer(300):BYTE
00C2   DIM bufsize:BYTE
00C9   DIM regs:Registers
00D2
00D3   GET #path,bufsize \(* Get the packet size
00F3   regs.A=path \(* A register holds the path
011B   regs.X=ADDR(buffer) \(* X register holds the buffer address
014F   regs.Y=bufsize \(* Y register holds the size
0177   RUN SysCall($89,regs) \(* Read data into buffer
019D   END

```

UnSquash performs the actual decoding. The program is written in an unusual manner. The count byte is used to determine how long the group will be after it is decoded. The data is then copied to fill up to that point. We must be careful to make sure runend doesn't get too big, or we might go beyond the end of the line.long array. Some early programs that tried to use Squashed VEF format encoded extra junk data into each line, which should be ignored. Another strange thing about this program is that it always decodes into the line.long array, and copies it into line.short if we are using a format with only 80 bytes per line. This was done for simplicity.

GetPacket actually reads a packet from the file. It gets the size value and reads that number of bytes. Listing 2 shows another listing for GetPacket that uses a system call to read the entire packet at once instead of reading it one byte at a time. This change alone doubles the speed of the program. Try both methods for comparison.

Homework

To stay busy until next month, keep working on the MGE viewer you started writing last month. The next obvious addition is to get it to support MGE compression. Last month I gave you the format of an MGE header so you can determine whether or not a file is compressed. The compression used is the very simple run-length encoding I described at the very beginning of this article. The only catch is that you might have a single run that includes both the end of one line and the beginning of the next one. You might want to consider adding some variables in the main program that are passed to the GetLine procedure so it can store these unfinished runs.

Next month, I'll talk about two more compression formats, CM3 and GIF. I will also delve a little deeper into some of the details of OS-9 graphics. ☺

The CAT is
Out of the Bag ...

NEW FOR YOUR COCO
COMPUTER!

The **CAT** - An A.T. Case which neatly houses all components except the monitor and keyboard.

It contains one power supply (200W) connecting COCO 3, SPBI (seven pack bus interface), and any combination of floppy and hard disks.

To receive a free **CAT** demo disk write:

NMSA Computer Group
P.O. Box 1718
Merrimack, N.H. 03054

Submitting Material To Rainbow

Contributions to THE RAINBOW are welcome from everyone. We like to run a variety of programs that are useful, helpful and fun for other CoCo owners.

WHAT TO WRITE: We are interested in what you want to tell our readers. We accept for consideration anything that is well-written and has a practical application for the Tandy Color Computer. If it interests you, it will probably interest lots of others. However, we vastly prefer articles with accompanying programs that can be entered and run. The more unique the idea, the more the appeal. We have a continuing need for short articles with short listings. These are especially appealing to our many beginners.

FORMAT: Program submissions must be on tape or disk, and it is best to make several saves, at least one of them in ASCII format. We're sorry, but we do not have time to key in programs and debug our typing errors. All programs should be supported by some editorial commentary explaining how the program works. We also prefer that editorial copy be included in ASCII format on the tape or disk, using any of the word processors currently available for the Color Computer. Also, please include a double-spaced printout of your editorial material and program listing. Do not send text in all capital letters; use upper- and lowercase.

COMPENSATION: We do pay for submissions, based on a number of criteria. Those wishing remuneration should *so state* when making submissions.

For the benefit of those wanting more detailed information on making submissions, please send a self-addressed, stamped envelope (SASE) to: Submission Guidelines, THE RAINBOW, The Falsoft Building, P.O. Box 385, Prospect, KY 40059. We will send you comprehensive guidelines.

Please do not submit material currently submitted to another publication.

Novices Niche

Utility 16K Extended

Pop-Up Menus by Douglas Liming

While writing long programs, most of my time is spent making menus each time one is needed. I knew there had to be a faster way. To expedite the creative process I developed an automatic menu generator that I call *Pop-up*.

Pop-up is a subroutine that centers, allows for a heading, and takes the menu choices from a data statement. I added a bit of color to make the routine look a little more professional. The menu's operation is simple. By using the up and down arrow keys, you align the dot with your choice and press the ENTER key.

This version is a demo and only prints what the user chooses. Replacing Line 290 with a RETURN command transfers control back to the main program and the user's choice is stored in the array PIC\$. The heading can be altered by changing Line 30. The data statement I used is in Line 60, using a FOR...NEXT loop to read the data. Changing COUNT (Line 20) or using the RESTORE command will be necessary for using this routine a number of times within your program. I am sure you will find this program to be a valuable subroutine.

The Listing: POPUP

```
0 *COPYRIGHT 1990 FALSOFT, INC.
10 *POP-UP MENU.SY:DOUGLAS B. L
  IMING
20 CLS 3 : COUNT=5 : BL=128 + 16
  * (3-1) + 15 : DIM ITEMS(12),CH
  EK$(12,15)
30 PRINT : PRINT @ 10,"PO
  P-UP MENU" : PRINT @ 39,"BY: DOU
  GLAS B. LIMING" : PRINT
40 FOR H=0 TO 63 : SET (H,5,2) :
  NEXT H
50 FOR Y=1 TO COUNT : READ ITEMS
  (Y) : NEXT Y
60 DATA ITEM ONE,ITEM TWO,ITEM T
  HREE,ITEM FOUR,ITEM FIVE
70 FOR U=1 TO COUNT : FOR T=U+1
  TO COUNT
80 IF LEN(ITEM$(U))>LEN(ITEM$(T)
  ) THEN BIG$=ITEM$(U) ELSE BIG$=I
  TEM$(T)
90 NEXT T : NEXT U
100 HOP=LEN(BIG$) : BIG=INT(HOP/
  2) : BEGIN=15-BIG
110 SPCE$=""
120 FOR D=1 TO HOP : SPCE$=SPCE$
  "+" : NEXT D
130 START=INT(COUNT/2) : OPS=STA
  RT*32 : OP=256-OPS : ST=BEGIN+(O
  P-1)
140 FOR K=1 TO COUNT
150 JAKE=INT((BEGIN+OP)/32) : PR
  INT @ BEGIN+OP,SPCE$;
160 CHEK$(K,JAKE)=ITEM$(K) : PRI
  NT @ BEGIN+OP,ITEM$(K) : OP=OP+
  32 : NEXT K
170 HOT=ST
180 PRINT @ ST,"*";
190 PUSH$=INKEY$ : IF PUSH$<>CHR
  $(94) AND PUSH$<>CHR$(10) AND PU
  SH$<>CHR$(13) THEN 190
200 PRINT @ ST,CHR$(BL);
210 IF PUSH$=CHR$(94) THEN IF ST
  <>HOT THEN ST=ST-32 ELSE ST=HOT+
  (32*(COUNT-1))
220 IF PUSH$=CHR$(10) THEN IF ST
  <>HOT+(32*(COUNT-1)) THEN ST=ST+
  32 ELSE ST=HOT
230 IF PUSH$=CHR$(13) THEN SOUND
  190,1 :GOTO 250
240 GOTO 180
250 FOR Y=1 TO COUNT
260 DAW=INT(ST/32)
270 IF CHEK$(Y,DAW)=ITEM$(Y) THE
  N PIC$=CHEK$(Y,DAW)
280 NEXT Y
290 CLS : PRINT @ 192,"YOU CHOSE
  " : PRINT PIC$
300 END
```

PCM

The Premier Personal Computer Magazine for Tandy® Computer Users

Not only does Tandy produce our favorite CoCo, we think it produces the best portable and MS-DOS computers as well. We've found that when satisfied Color Computer users decide to add portability or MS-DOS to their computing habits, many stick with Tandy. For these people we publish PCM, The Premier Personal Computer Magazine for Tandy Computer Users.

Each month in PCM, you'll find information and programs for the Tandy 100, 102 and 200 portable computers. And you'll find even more coverage for Tandy's MS-DOS machines — from the graphics of the 1000 to the power of the 5000.

PROGRAMS AND PROGRAM DISKS!

We learned from THE RAINBOW that readers want programs to type in, so each month we bring you an assortment of them: games, utilities, graphics, and home and business applications. For those who don't have time to type in listings, we offer a companion disk with all the programs from the magazine. Also included in PCM each month is the *Software Shopper*, an "onmail" database service from which you can order the latest shareware products from our Delphi databases for Tandy MS-DOS and PC users — even if you don't have a modem!

TUTORIALS AND PRODUCT REVIEWS!

As if all this weren't enough, we offer regular tutorials on *DeskMate*, telecommunications and hardware; assembly language, BASIC and PASCAL programming tips; and in-depth reviews of the new software, peripherals and services as they are released. Add it all up and we think you'll find PCM to be the most informative and fun magazine for this market today!

YES! Please send me a one year (12 issues) subscription to PCM for only \$28.* A savings of 22% off the newsstand price.

Name _____

Address _____

City _____

State _____

ZIP _____

In order to hold down costs, we do not bill.

My check in the amount of _____ is enclosed.

Charge to my:

VISA MasterCard American Express

Acct. # _____

Exp. Date _____ Signature _____

To order by phone (credit card orders only) call 800-847-0309, 8 a.m. to 5 p.m. EST. For other inquiries call 502-228-4492.

* Canadian subscribers U.S. \$38. Surface rate elsewhere \$64, airmail \$85. Allow 6 to 8 weeks for first copy. Kentucky residents add 6% sales tax. U.S. currency *only*, please.

Mail to: PCM, The Falsoft Building, P.O. Box 385, Prospect, KY 40059

Check Your Calendar

by Steve Blyn
Contributing Editor

I thought a program on reading and using calendars would be a timely subject this month. Reading calendars is a language-arts skill usually taught in the second or third grade. The program I've written is suitable for any student who needs to learn or review this skill. It is also a neat introduction to mathematical grids.

Calendar presents a calendar for the month of November, 1990. There are seven vertical columns that stand for the days of the week. The letters that head each column stand for the names of the days of the week.

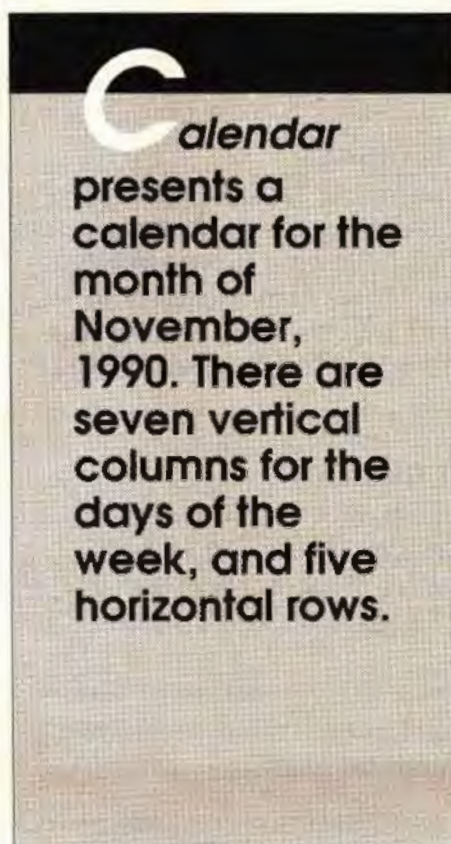
There are five horizontal rows, each of which represents one week or part of one week in the month. The dates are printed in the blocks formed by the rows and columns. This arrangement of rows and columns is called a grid. Students encounter such grids in math and computer studies.

The students should first become familiar with reading the calendar by answering verbal questions such as:

- How many Mondays or Thursdays are there in November?
- How many complete weeks are there in November? How many extra days (beyond four weeks)?
- On what dates do the first and last Sundays or Wednesdays of this month fall?
- Jane cleaned the dishes every Monday and/or Friday this month. How many times did she do the dishes in November?
- Sam went fishing every weekend day in

Steve Blyn teaches both exceptional and gifted children, holds two master's degrees and has won awards for the design of programs to aid the handicapped. He owns Computer Island and lives in Staten Island, New York.

November. How many times did he fish in November?



Personal questions that refer to school events or children's birthdays can also be used. And questions about holidays are certainly applicable.

The type of questions shown as examples are specific and require a single answer. For this reason they are appropriate as verbal questions rather than computer-generated questions. Also required is a verbal explanation should the students have difficulty understanding them. The

computer program, on the other hand, uses random numbers that change for each example. When the student answers the question, only the numerical answer needs to be entered. The month and date are not accepted as a correct answer.

The program draws the calendar from lines 40 through 100. The spacing used on these lines is important to help keep the screen accurate. Lines 140 through 310 contain questions and answers. They are designed to ask the students questions in order to help them gain experience using a calendar. Six types of questions are randomly generated. The random numbers used are controlled by Line 120. Hundreds of individual problems are possible within the limits of these parameters. The child's knowledge of addition and subtraction of two-digit numbers is necessary. Students may use either pencil and paper or solve the problems mentally, depending on their abilities.

Each example is checked for correctness on lines 320 and 330. Correct answers receive a happy tune and a message. If an incorrect response is given, the right answer is displayed. After each example, the student may press E to end the program or ENTER to go on to another question. No scorecard is necessary, as most students will master this activity after a number of sessions.

This program lends itself to many modifications. You may first want to change any of the six computer-generated questions. As you change a question, be aware of the random variables in Line 120. These are combined into the variable Y that appears in the program after each question. Variable Y contains the correct answer. You may also want to use the ideas in this program to create a similar program for another month. □

16K Extended

✓ 100 176
 170 168
 290 69
 END 180

The Listing: CALENDAR

10 REM"READING A CALENDAR"
 20 REM"STEVE BLYN,COMPUTER ISLAN
 D,STATEN ISLAND,NY,1990"
 30 CLS:R=RND(-TIMER)
 40 PRINT@3,"calendar for novembe
 r,1990":
 50 PRINT@64," S M T W
 T F S "
 60 PRINT@115,"1 2 3 "
 70 PRINT@131,"4 5 6 7 8
 9 10 "
 80 PRINT@162,"11 12 13 14 15
 16 17 "

90 PRINT@194,"18 19 20 21 22
 23 24 "
 100 PRINT@226,"25 26 27 28 2
 9 30 "
 110 SOUND 250,1:PRINT@288,STRING
 \$(64," "):PRINT@384," ":PRINT@2
 88,"":
 120 A=1+RND(23):B=1+RND(17):C=1+
 RND(20):D=RND(8)+1:E=RND(19)+1:F
 -RND(10)+20:G=RND(2)+1
 130 S=RND(6):ON S GOTO 140,170,2
 00,230,260,290
 140 PRINT"ELECTION DAY IS ON NOV
 EMBER 4. WHAT DATE IS":A:"DAYS
 LATER":
 150 INPUT Z
 160 Y=4+A:GOTO 320
 170 PRINT"VETERANS DAY IS ON NOV
 EMBER 12. WHAT DATE IS":B:"DAYS
 LATER":
 180 INPUT Z
 190 Y=12+B:GOTO 320
 200 PRINT"THANKSGIVING IS ON NOV
 EMBER 22. WHAT DATE IS":C:"DAYS

EARLIER":
 210 INPUT Z
 220 Y=22-C:GOTO 320
 230 PRINT"WHAT DATE IS":D:"DAYS
 AFTER":PRINT"NOVEMBER":E:
 240 INPUT Z
 250 Y=D+E:GOTO 320
 260 PRINT"WHAT DATE IS":E:"DAYS
 BEFORE":PRINT"NOVEMBER":F:
 270 INPUT Z
 280 Y=F-E:GOTO 320
 290 PRINT"WHAT DATE IS":G:"WEEKS
 AFTER":PRINT"NOVEMBER":D:
 300 INPUT Z
 310 Y=D+(7*G):GOTO 320
 320 IF Z=Y THEN PRINT@396,"CORRE
 CT":PLAY"L30CDEFGGG"
 330 IF Z<>Y THEN PRINT@384,"SORR
 Y.":Y:"IS THE ANSWER.":PLAY"L4B-
 "
 340 EN\$=INKEY\$
 350 IF EN\$=CHR\$(13) THEN 110 ELS
 E IF EN\$="E" THEN 360 ELSE 340
 360 CLS:END

BEST

WE'VE CHOSEN THE BEST OF OVER 760 PROGRAMS (OVER 6 YEARS OF ACCUMULATING FINE SOFTWARE), AND PACKAGED THEM FOR YOU. 12 PROGRAMS EACH PACKAGE. COLOR COMPUTER I, II or III. SPECIFY TAPE OR DISK. ONLY \$29.95 EACH PACKAGE! 5 NEW ONES!

#1 Home Mgmt I

Budget
 Checkbook Balancer
 Cost of Living
 Tinycalc Spreadsheet
 Electronic Datebook
 Account Manager
 Stock Market
 Word Processor
 Lottery Analyst
 CoCo Database
 CoCo Terminal
 Bartender

#4 Business Helper

Workmate
 Word Processor
 Spreadsheet
 Calendar
 Accounts Receivable
 Accounts Payable
 Income Property
 Mail List
 Small Business Helper
 Stock Charting
 Job Log
 Asset Manager

#7 Machine Lang. Tut.

Basic Compiler
 ML Tutorial Pt. 1
 ML Tutorial Pt. 2
 ML Tutorial Pt. 3A, 3B
 ML Tutorial Pt. 4
 ML Tutorial Pt. 5
 ML Tutorial Pt. 6
 ML Tutorial Pt. 7
 ML Tutorial Pt. 8
 ML Tutorial Pt. 9
 CoCo Technical Look
 CoCo Technical Look Pts. 1-3

#2 Education

Flash Card
 Spanish Lessons
 Typing Tutor
 Creativity Test
 Avih Football
 Cost of Living
 Math Tutors 1-2
 Trigonometry Tutor
 Typing Game
 Word Tests
 Talking Alphabet
 Clown Duck Math

#5 Games III

Sandy Rover
 Gray Lady
 Pippy The Seal
 Abe Builders
 Platoon
 Mrs. Pac
 File Runner
 Cosmic Rays
 Dig
 Battle Tank
 Run
 King Peds

#8 Gamble Issue

Horse Racing
 Race Track
 Black Jack
 Slot Machine
 Lottery Analyst
 CoCo Keno
 Lucky Money
 Betting Pool
 Blackjack
 Draw Poker
 Turtle Races
 Hi-Lo Claps

#3 Adventures II

Dungeon Master
 Hired, Tied, Freed
 Iceworld
 Jungle
 Keys
 Amulet of Power
 The Top
 Cookies
 Barracks
 Genesis Project
 Rambo
 Zigma Experiment

#6 Electronics Tutorial

Electronics 1 + 2
 Electronics 3 + 4
 Electronics 5 + 6
 Electronics 7 + 8
 Electronics 9 + 10
 Electronics 11 + 12
 Electronics 13
 Electronics 14
 Electronics 15
 Electronics 16
 Electronics 17
 Electronics 18

#9 CoCo 3 Only

Paint CoCo 3
 Convert CoCo 3
 Demons Castle
 Function Keys
 Bowling 3
 CoCo 3 & CoCo 2
 Wizard
 CoCo 3 Drawer
 Hi-Res Chess
 FVR Draco 3
 Whammy 3
 CoCo 3 Screen Print

DISK ONLY

NEW

NEW

NEW

NEW

NEW

29⁹⁵ EACH SET
 ★ Special This Month ★
 Buy 2 Packages and get 1
 FREE

TURN TO
 PAGES 88 & 96 FOR
 A COMPLETE LISTING OF
 ALL OUR PROGRAMS



T & D Subscription Software • 2490 Miles Standish Dr. • Holland, MI 49424 • (616) 399-9648

Exclusive!

CIH PagesE v. 2.0

Desktop Publishing, Greeting Card Designer, Form maker, Calligrapher or CAD for the CoCo3. Page size 640x384. Pull-down menus, icons and dialog boxes. Import ASCII text or enter from keyboard, mix text with graphics, flow text around irregular shapes. Magnify, rotate, flip, enlarge, reduce, stretch and slide screen in seconds. Page preview, select printers from pull-down menu. Req: CoCo3, Tandy Hi-Res interface, RGB/CMY monitor, joystick/mouse, Epson or compatibles, IMP105/106, GSP220 B/W, ImageWriter, C.I.TOH 8510 Prowriter still only \$49.95



CIH ClipartE

1500+ clipart for CIH PagesE. \$29.95

Font Set 2 / Set 3

14 Banner fonts each set

DIO Fonts

18+ new document fonts for all versions of MAX-10 only \$14.95

CIH Fonts

(see Rainbow review 7/90)

59 "MAX" like fonts for the Colorfax, Newspaper series and the RAT... only \$19.95

CIH Lettrex

Letter-quality text directly from your current ASCII files. 14 great NLQ text fonts. Req. 64K CoCo 1/2/3, monitor, 1 drive, mouse, Epson or compatible printer.. only \$19.95

CIH D-Link

(see Rainbow review 9/90)

Disk to Disk Tele File Transfer Program. Graphics interface. Req. CoCo3, RGB or CMY monitor, modem, 1 Drive, joystick/mouse... only \$24.95 2 for \$29.95



UPGRADE POLICY: CIH Pages v.1.0 owners can upgrade to CIH PagesE v.2.0 by sending the original system disk, copy of the sales slip and \$12.00 to the address listed below.

Above programs sold exclusively through




1917 Madera St. #8
 Waukesha, WI 53186
 Phone (414) 549-0750



Write/call for FREE catalog containing discounts

Send Check or Money Orders - No COD's
 All Orders add \$3.00 S&H, WI Residents add 9% Sales Tax



An instrumental program for tracking your tunes



Music Catalog

by Giancarlo Pillot

A problem often encountered by music collectors is how to inventory their collections. If the collection is large, this is usually quite a chore. *Music Catalog* is designed to give collectors an easily accessible way to keep track of their tunes.

Music Catalog has a number of worthwhile purposes. This program is ideal for users who cannot afford a commercial program, have a small system with little memory or simply can't figure out how to use their current database. The program is very easy to use and completely menu-driven.

The first menu allows you to load and

Giancarlo Pillot uses his pair of CoCo 2s to write software for himself and friends. Most of his experience is with BASIC and assembly language. For further information, he may be contacted at 2938 Saratoga, Troy, MI 48083.

save files, edit the current file or see the disk directory. The Load and Save functions are self-explanatory. Keep in mind that filenames must be eight characters or less and must not include any extensions, periods or slashes (/). The disk directory is immediately retrieved from the current drive and can be paused using SHIFT-@.

The Edit selection of the main menu allows you to add, delete, print or sort the file. Sorting the file at this point puts the contents in alphabetical order by title or artist, but future additions are not inserted in alphabetical order. You'll need to re-sort. The Print function allows you to print the entire file with or without the listed headings of artist, title, format of record (tape, record, CD, ect.), and type of music.

Music Catalog runs on any system with at least 16K Extended BASIC and a disk drive. If you are using a 16K system, you must enter PCLEAR 1 before running the program. Also, change line 70 to the baud required for your printer. □

16K Disk

<input checked="" type="checkbox"/>	130	68
	240	76
	340	161
	470	125
	590	187
	750	168
	840	85
	950	60
	1060	105
	1190	23
	1310	165
	1440	90
	1580	79
	1730	61
	END	40

The Listing: MUSIC

```

0 *COPYRIGHT 1990 FALSOFT, INC.
10 *MUSIC CATALOGUE
20 *BY GIANCARLO PILLOT
30 *MADE APRIL, 1990
40 *VERSION 1.00
50 CLEAR 1000
60 DIM T$(100),A$(100),F$(100),T
  Y$(100)
70 POKE 150,18 *REM SET BAUD RAT
  E HERE, CURRENTLY AT 2400
80 CLS 1
90 PRINT "THE MUSIC CATALOGUE"
100 PRINT "BY GIANCARLO PILLOT"
110 PRINT STRING$(32,131);
120 PRINT
130 PRINT "PLEASE CHOOSE AN OPTI
  ON:"
140 PRINT TAB(3);"(1) LOAD A FIL
  E"
150 PRINT TAB(3);"(2) SAVE A FIL
  E"
160 PRINT TAB(3);"(3) EDIT CURRE
  
```



```

NT FILE"
170 PRINT TAB(3);"(4) GET A DISK
  DIRECTORY"
180 A$=INKEY$
190 IF A$<"1" OR A$>"4" THEN 180
200 G=VAL(A$)
210 ON G GOTO 240,450,640,1860
220 STOP
230 'THE FOLLOWING ROUTINE IS
  FOR LOADING FILES
240 CLS
250 PRINT@64,"A FILENAME IS 8 CH
  ARACTERS OR"
260 PRINT " LESS AND CONTAINS NO
  PERIODS"
270 PRINT " (.) OR SLASHES (/)"
280 PRINT
290 PRINT "ENTER <^> TO GO BACK"
300 PRINT@0,"NAME OF FILE TO LOA
  D":
310 INPUT FILE$
320 IF LEN(FILE$)>8 OR LEN(FILE$
  )<1 OR INSTR(FILE$,"/") OR INSTR
  (FILE$,".") THEN SOUND 100,1:GOT
  O 300
330 IF FILE$="^" THEN 80
340 X=1
350 SIZE=0
360 OPEN "I",#1,FILE$+".CAS"
370 IF EOF(1)--1 THEN 410
380 INPUT #1,T$(X),A$(X),F$(X),T
  Y$(X)
390 X=X+1
400 GOTO 370
410 SIZE=X-1
420 CLOSE #1
430 GOTO 80
440 'THE FOLLOWING ROUTINE IS
  FOR SAVING FILES
450 CLS
460 PRINT@64,"A FILENAME IS 8 CH
  ARACTERS OR"
470 PRINT " LESS AND CONTAINS NO
  PERIODS"
480 PRINT " (.) OR SLASHES (/)"
490 PRINT
500 PRINT "ENTER <^> TO GO BACK"
510 PRINT@0,"NAME OF FILE TO SAV
  E":
520 INPUT FILE$
530 IF LEN(FILE$)>8 OR LEN(FILE$
  )<1 OR INSTR(FILE$,"/") OR INSTR
  (FILE$,".") THEN SOUND 100,1:GOT
  O 510
540 IF FILE$="^" THEN 80
550 OPEN "O",#1,FILE$+".CAS"
560 FOR X=1 TO SIZE
570 WRITE#1,T$(X)
580 WRITE#1,A$(X)
590 WRITE#1,F$(X)
600 WRITE#1,TY$(X)
610 NEXT X
620 CLOSE #1
630 GOTO 80
640 CUR=1
650 'DISPLAY/ EDIT MODE
660 CLS
670 PRINT "RECORD #":CUR
680 PRINT"ARTIST:"
690 PRINT A$(CUR)
700 PRINT"TITLE:"
710 PRINTT$(CUR)
720 PRINT "FORMAT OF RECORDING:"
730 PRINT F$(CUR)
740 PRINT "TYPE OF MUSIC:"

```

```

750 PRINT TY$(CUR)
760 PRINT
770 PRINT " add SORT DELETE p
  RINT QUIT"
780 PRINT "UP AND DOWN ARROWS TO
  VIEW"
790 IF SIZE=100 THEN PRINT:PRINT
  "FILE FULL"
800 IF SIZE=0 THEN PRINT:PRINT "
  FILE EMPTY"
810 A$=INKEY$
820 IF A$="^" AND CUR<SIZE THEN
  CUR-CUR+1:GOTO 660
830 IF A$=CHR$(10) AND CUR>1 THE
  N CUR-CUR-1:GOTO 660
840 IF A$="A" AND SIZE<100 THEN
  910
850 IF A$="S" THEN 1050
860 IF A$="D" THEN 1380
870 IF A$="P" AND SIZE>0 THEN 15
  20
880 IF A$="O" THEN 80
890 GOTO 810
900 'ADD SELECTION
910 CLS
920 PRINT "TYPE 31 CHARACTERS OR
  LESS IN RESPONSE"
930 LINEINPUT "ARTIST: ";A$(SIZE
  +1)
940 A$(SIZE+1)=LEFT$(A$(SIZE+1),
  31)
950 LINEINPUT "TITLE: ";T$(SIZE+
  1)
960 T$(SIZE+1)=LEFT$(T$(SIZE+1),
  31)
970 LINE INPUT "FORMAT OF RECORD
  ING: ";F$(SIZE+1)
980 F$=LEFT$(F$,31)
990 LINE INPUT "TYPE OF MUSIC: "
  ;TY$(SIZE+1)
1000 TY$(SIZE+1)=LEFT$(TY$(SIZE+
  1),31)
1010 SIZE=SIZE+1
1020 CUR=SIZE
1030 GOTO 660
1040 'SORTING BY SINGLE BUBBLE
1050 CLS
1060 PRINT "WOULD YOU LIKE TO SO
  RT BY:"
1070 PRINT TAB(3);"(1) ARTIST"
1080 PRINT TAB(3);"(2) TITLE"
1090 A$=INKEY$
1100 IF A$="1" THEN 1130
1110 IF A$="2" THEN 1250
1120 GOTO 1090
1130 PRINT:PRINT "SORTING..."
1140 F=0
1150 FOR X=1 TO SIZE-1
1160 IF A$(X)<A$(X+1) THEN 1220
1170 T$=T$(X):T$(X)=T$(X+1):T$(X
  +1)=T$
1180 T$=A$(X):A$(X)=A$(X+1):A$(X
  +1)=T$
1190 T$=F$(X):F$(X)=F$(X+1):F$(X
  +1)=T$
1200 T$=TY$(X):TY$(X)=TY$(X+1):T
  Y$(X+1)=T$
1210 F=1
1220 NEXT X
1230 IF F=1 THEN 1140
1240 GOTO 660
1250 PRINT:PRINT "SDRTING..."
1260 F=0
1270 FOR X=1 TO SIZE-1
1280 IF T$(X)<T$(X+1) THEN 1340

```

```

1290 T$=T$(X):T$(X)=T$(X+1):T$(X
  +1)=T$
1300 T$=A$(X):A$(X)=A$(X+1):A$(X
  +1)=T$
1310 T$=F$(X):F$(X)=F$(X+1):F$(X
  +1)=T$
1320 T$=TY$(X):TY$(X)=TY$(X+1):T
  Y$(X+1)=T$
1330 F=1
1340 NEXT X
1350 IF F=1 THEN 1260
1360 GOTO 660
1370 'DELETE A SELECTION
1380 IF SIZE<1 THEN 660
1390 PRINT:PRINT"ARE YOU SURE? (
  Y/N)"
1400 A$=INKEY$:IF A$=" " THEN 140
  0
1410 IF A$="N" THEN 660
1420 FOR X=CUR TO SIZE-1
1430 T$(X)=T$(X+1)
1440 A$(X)=A$(X+1)
1450 F$(X)=F$(X+1)
1460 TY$(X)=TY$(X+1)
1470 NEXT X
1480 SIZE=SIZE-1
1490 IF CUR>SIZE THEN CUR=SIZE
1500 GOTO 660
1510 'PRINTING..
1520 CLS
1530 PRINT "OO YOU WANT TO PRINT
  WITH"
1540 PRINT " HEADINGS (Y/N)"
1550 A$=INKEY$
1560 IF A$=" " THEN 1550
1570 IF A$="N" THEN 1730
1580 PRINT "PRESS ANY KEY OR <^>
  TO ABORT"
1590 A$=INKEY$:IF A$=" " THEN 159
  0
1600 IF A$="^" THEN 660
1610 FOR X=1 TO SIZE
1620 PRINT#-2
1630 PRINT#-2,"ARTIST:"
1640 PRINT#-2,A$(X)
1650 PRINT#-2,"TITLE:"
1660 PRINT#-2,T$(X)
1670 PRINT#-2,"FORMAT:"
1680 PRINT#-2,F$(X)
1690 PRINT#-2,"TYPE OF MUSIC:"
1700 PRINT#-2,TY$(X)
1710 NEXT X
1720 GOTO660
1730 PRINT"PRESS ANY KEY OR <^>
  TO ABORT"
1740 A$=INKEY$
1750 IF A$=" " THEN 1740
1760 IF A$="^" THEN 660
1770 FOR X=1 TO SIZE
1780 PRINT#-2
1790 PRINT#-2,A$(X)
1800 PRINT#-2,T$(X)
1810 PRINT#-2,F$(X)
1820 PRINT#-2,TY$(X)
1830 NEXT X
1840 GOTO 660
1850 'DIRECTORY
1860 CLS
1870 OIR
1880 PRINT FREE(0):"FREE GRANULE
  S"
1890 LINE INPUT "PLEASE PRESS <E
  NTER>":L$
1900 GOTO 80

```



New Delphi Rates

by **Eddie Kuns**
OS-9 SIG Database Manager

Delphi has revised its entire rate schedule. The net result of this action is big savings for most users. The two options are the Basic Plan and the 20/20 Advantage Plan. These plans no longer include telecommunications fees when you are calling direct or via Tymnet.

The Basic Plan costs \$5.95 per month and includes the first hour online. Each additional online hour is \$6. Members of the 20/20 Advantage Plan (all current Advantage Plan members are automatically switched over) receive the first 20 hours of evening access for \$20, and each additional hour is \$1.20. If you haven't logged onto Delphi for several months don't worry, you won't automatically be billed for the monthly Basic Plan fee. You'll be enrolled in one of the two plans only after the next time you dial into Delphi.

Coupled with these price reductions, members now receive free access to help files, billing and other service-related information in the Using Delphi section on the Main menu.

Before I list the telecommunication fees, let me describe the final change. Evening access now starts at 7p.m. Be careful if you normally dial in at 6p.m. Note that these fees are applicable at all times, including the first hour of the Basic Plan and the first 20 hours of the 20/20 Advantage Plan. The add-on telecommunication fees to remember are shown in Table 1.

New in the OS-9 Databases

Those interested in the new "CoCo 4"

Eddie Kuns is pursuing a PhD in physics at Rutgers University. He lives in Aurora, Illinois and works as a programmer and researcher at Fermilab. Eddie is co-manager of the CoCo SIG; his username is EDDIEKUNS.

machines should download the MM/1 and Tomcat News Release and OSKer Magazine Announcement file groups in the General Information database. OSKer supports the new machines, which run OSK, OS-9 for the 68000 family of CPUs. Paul Seniura released a preliminary version of *Weather Radar*, a program that allows you to view National Weather Service B-scan reflectivity plots, in the Applications database.

Mike Sweet posted the newest version of *Print*, a print spooler, in the Utilities database. He also released *cgfx.1* Version 4, a C graphics library. Check it out in the Programmer's Den area.

Bruce Isted contributed device drivers for The Eliminator and patches to enable the CoCo to use an IBM-style serial mouse. John Wesson's *King's Quest III* patches allow you to use Rick Adams' vi patches

Database Report

OS-9 SIG

General Information

OSKER MAGAZINE ANNOUNCEMENT
RAMMER Jim Hutchins
BADPUNS
WJMOORE Warren Moore
MM/1 AND TOMCAT NEWS RELEASE
COLINMCKAY Colin McKay

Applications

FORTUNE COOKIES!
ZACKSESSIONS Zack Sessions
WEATHER RADAR
PAULSENIURA Paul Seniura
DUNGEON GAME
MPASSER Mike Passer
PHIL'S SIMPLE TEXT FORMATTER V2.
THEFERRET Philip Brown
STAR FRONTIERS HELPER
JBARRETT John Barrett
MINI FORTUNE DATABASE CLONE
MATHOMPSON Matthew Thompson

Utilities

DIRECTORY SORT UTILITY
CTL56 Roger Lawson
PRINT (VERSION 2)
DODGECOLT Mike Sweet
PRINTER SET FOR OMP-106,105
LDMOORE Larry Moore

Device Drivers

ELIMINATOR SOFTWARE AND MANUAL
BRUCEISTED Bruce Isted

Patches

SERIAL MOUSE PATCHES
BRUCEISTED Bruce Isted
KINGS QUEST III PATCH
DOCBEAR John Wesson

Telcom

WIZ AUTO HELP
OS9UGED Bill Brady

Graphics & Music

RONDO ALLA TURCA
XLIONX Mark W. Farrell
PINBALL MACHINE
TANGERINE Jeff Chapin
PATCH TO SPIRO
ZACKSESSIONS Zack Sessions
X-MEN AND FRIENDS
NES Eric Stringer
BUGS.AR
COLINMCKAY Colin McKay
JESSICA.AR
COLINMCKAY Colin McKay
TEENAGE MUTANT NINJA TURTLES
MSCHNEIDER Mike Schneider
MORE SIMPSONS
MSCHNEIDER Mike Schneider
GO BULLS! (VEF GRAPHIC)
ZACKSESSIONS Zack Sessions
BELLS OF SAINT MARY
CTL56 Roger Lawson
CASIO CT-630 UMUSE3 SONGS
DMACIAS David Macias
MOZART
HAZE Hadley Hazen
ENTIRE STAR TREK THEME
MATHOMPSON Matthew Thompson

	Home Time/hr	Office Time/hr
Dial Direct	No charge	No charge
via PC Pursuit	No charge	No charge
via Tymnet	No charge	\$9
Prepaid International	\$1.80	\$1.80
via Telenet or SprintNet	\$1.80	\$12
Canada via Tymnet	\$1.80	\$12
Alaska, Hawaii, Puerto Rico	\$12	\$12

Figure 1: New Telecommunications Fees

to *TS/Edit* by renaming vi to vq. The Graphics & Music database saw a lot of action, receiving plenty of digitized sound files (including the entire *Star Trek* theme, submitted by **Matthew Thompson**), scores for *UltiMusE*, graphics and more.

And in the CoCo SIG . . .

Tim Koonce posted a text file describing how to upload to the Delphi databases. Continuing the trend, the CoCo 3 Graphics section saw the most action, receiving quite a number of DS-69B graphics, some in 4096

colors thanks to the skills of **Michael Trammell**. **Eddie Offerman** released a demo of *Revelation!* (a DECBC Enhancement) in Utilities and Applications.

Staff Changes

As many of you are already aware, there have been some changes in the CoCo and OS-9 SIG staffs. **Rick Adams** (RICKADAMS) is the new CoCo SIG database manager. **Tim Kientzle** (TIMKIENTZLE) is taking over Rick's duties as the OS-9 consultant — feel free to ask him any questions you might have. Many of you already know Tim as **Tim Koonce**, previously the CoCo SIG database manager. Tim changed his name recently when he got married. Rounding out the changes, I have assumed the title of OS-9 SIG database manager.

SIMPSONS

MSCHNEIDER Mike Schneider

Programmers Den

CGFX COMPATIBLE LIBRARY
DODGECOLT Mike Sweet

68K-OS9

INDEX OF TOP SOFTWARE (OSK)
TJMARTIN Timothy Martin

CoCo SIG

General Information

UPLOADING TO THE DATABASES
TIMKOONCE Tim Koonce

CoCo 3 Graphics

PIX FILE FIXER
STEVEPDX Donald Ricketts
KATY33.ARC
TRAS Richard P. Trasborg
ROCK/POP DS69B COLOR PICS
STEVEPDX Donald Ricketts
MORE DS69D 16-LEVEL NUDES
STEVEPDX Donald Ricketts
MANUAL (GIF/MGE)
MPMARTIN Mike Martin
GIF/MGE PARROT
MPMARTIN Mike Martin
MORE 4096 COLOR DS69B NUDES
STEVEPDX Donald Ricketts
GIF BABE IN SHORTS
MPMARTIN Mike Martin

4096 DS69B PICS FOR THE FAMILY

STEVEPDX Donald Ricketts
DS69B 4096 COLOR NUDES
STEVEPDX Donald Ricketts
4096 COLOR OF JISE'L NUDE
STEVEPDX Donald Ricketts
4096 COLOR DS69B NUDE
STEVEPDX Donald Ricketts
4096 FILE OF ROGER RABBIT
STEVEPDX Donald Ricketts
DS69B COLOR FILE OF BALD EAGLE
STEVEPDX Donald Ricketts
C-SEE3.3 SOFTWARE W/PRINT
STEVEPDX Donald Ricketts
MORE CHRISTINA APPLGATE
STEVEPDX Donald Ricketts
SEXY SUMMER WEAR
STEVEPDX Donald Ricketts
BOB GUCCIONE'S GIRLS, JUNE 1990
STEVEPDX Donald Ricketts
TV/VIDEO GIRLS
STEVEPDX Donald Ricketts
SET OF 14 FONTS
PYROMANIAC Richard Goedeken
AWESOME COCO 3 DEMO
PYROMANIAC Richard Goedeken
CC3DEMO.BIN
ALANDEKOK Alan DeKok
COLLEGE CO-ED - 4096
BERNIEO Bernie Olsen

Utilities & Applications

SIMPLE SAMPLE
MPMARTIN Mike Martin
REVELATION! DEMO PROGRAMS
FROSTBYTE Eddie Offermann
RAMTEST PROGRAM 1.11

PYROMANIAC Richard Goedeken
DATABASE PROGRAM
PYROMANIAC Richard Goedeken
SIMPLY BETTER BOOT
DSRTFOX Francis Swygart

Games

THE NORT CHALLENGE!
ALKIMBALL Alvin Kimball
ZENIX
JEMGE Judy Emge

Music & Sound

RONDEAU.ORC
BANDMAN Gary N. McCarty
BUCKERUP.SND
MICHAELJN Mike Nelson
BFINGR.SND
MICHAELJN Mike Nelson
SEASONS IN THE SUN
RONANDERSON Ron Anderson
ASSORTED SONGS FOR LYRA
RONANDERSON Ron Anderson
POLKAS AND WALTZES
RONANDERSON Ron Anderson

Telecommunications

AUTOTERM DL PROBLEM (IE ERROR)
JIMHARRISON Jim Harrison

Product Reviews & Announcement

THELDA PRODUCT ANNOUNCEMENT
OLDGROUCH Eric A. Wolf
HOME-PAC REVIEW
DESKMAN Bill Condie
CONNECTING COCO TO REAL WORLD
BILLBARDEN William Barden, Jr.

Novices Niche

Laser Cycles by Robert Rogers

Laser Cycles is an action-video game with color graphics and sound that works on all Color Computers. The scenario is simple. It is the year 2034 and two people are playing Laser Lines, a popular sport of the day. In Laser Lines two players must steer laser beams that move in one direction until the player changes its course. When one laser line collides with another (including its own line) or runs into an electro-wall that surrounds the playing field, that person's beam is terminated and the player loses.

Before the game begins, a kaleidoscopic title card appears. Then a ready, get set, go sequence starts the action. Initially the red and blue players' beams start at opposite sides of the screen and go

toward each other. (Laser light travels at the speed of light. Hmm, maybe with POKE 65495,0 or POKE 65497,9 you can break the light barrier! Those with CoCos that can handle it should use it.) The joysticks control the directions of the beams. It takes practice to turn just when you want. As you play keep a couple of things in mind. First, don't back up onto your own line. (Don't move the stick down if the line is moving up or the other person will win.) Also, when different colored lines are drawn next to each other, the color of one line will sometimes change to the color of the other line. This is normal and won't affect play since the object of the game is to avoid hitting any colored line. When the game

is over, the screen changes to the winning player's color and his score is displayed. The title card then reappears.

Some modifications can be made to the program. For Color BASIC, the line 345 SOUND 1,1 will add some noise and slow the game. Try it to see if you want this feature. For Extended BASIC, the lines 145 PLAY"T255;L255;01" and 345 PLAY"C" add a noise that sounds neat and doesn't make the game too slow.

Laser Cycles is a simple game that also allows its players to develop strategies to corner other players while, at the same time, not being cornered by them. With this game you can experiment and have fun.

The Listing: LASER

```
0 'COPYRIGHT 1990 FALSOFT, INC.
10 '*****
20 '* LASER CYCLES *
30 '* COPYRIGHT (C) 1985 BY *
40 '* ROBERT ROGERS *
50 '* VERSION 1.1 JUNE 1986 *
60 '* FOR 4K COLOR BASIC COCOS *
70 '*****
80 GOSUB390
90 CLS@:PRINT@22B,"PRESS ANY KEY
  WHEN READY";
100 EXEC44539
110 X(1)=9:Y(1)=15:C(1)=3:Z(1)=1
  :J(1)=2:K(1)=3
120 X(2)=54:Y(2)=15:C(2)=4:Z(2)=
  2:J(2)=0:K(2)=1
130 CLS@:E=0
140 FORT=1T010:B$=B$+CHR$(128):N
  EXTT
150 Q=RND(8):IFQ=3 OR Q=4 THEN15
  0
160 FORX=1T062:SET(X,1,Q):SET(X,
  30,Q):NEXTX
170 FORY=1T030:SET(1,Y,Q):SET(62
  ,Y,Q):NEXTY
180 PRINT@235,"GET READY!":SOUN
  D125,20
190 PRINT@235,"GET SET!!!":SDUN
  D147,15
200 PRINT@235,"GO!!!!!!!!!!":SOUN
```

```
D218,10
210 PRINT@235,B$:
220 FORT=1T02
230 A=JOYSTK(J(T)):B=JOYSTK(K(T)
  )
240 IFA<10 THEN Z(T)=1:GOTO280
250 IFA>53 THEN Z(T)=2:GOTO280
260 IFB<20 THEN Z(T)=3:GOTO280
270 IFB>43 THEN Z(T)=4:GOTO280
280 ONZ(T)GOTO290,300,310,320
290 X(T)=X(T)-1:GOTO330
300 X(T)=X(T)+1:GOTO330
310 Y(T)=Y(T)-1:GOTO330
320 Y(T)=Y(T)+1:GOTO330
330 IFPOINT(X(T),Y(T))<>0THENSOU
  ND1,10:SET(X(T),Y(T),5):FORQ=1T0
  1000:NEXTQ:GOTO490
340 SET(X(T),Y(T),C(T))
350 NEXTT
360 IFPEEK(345)=247THENSOUND230,
  10:EXEC44539
370 E=E+1
380 GOTO220
390 A=1:B=63:C=1:D=31
400 CLS@
410 L=RND(4):FORX=A-1 TO B:SET(X
  ,C-1,L):NEXTX:B=B-1:A=A+1:SOUNDR
  ND(255),1
420 FORY=C TO D:SET(B+1,Y,L):NEX
  TY:D=D-1:C=C+1:SOUNDRND(255),1
```

```
430 IFC>17 THEN480
440 FORX=B TO A-1 STEP-1:SET(X,D
  +1,L):NEXTX:B=B-1:A=A+1:SOUNDRND
  (255),1
450 FORY=D TO C STEP-1:SET(A-2,Y
  ,L):NEXTY:C=C+1:D=D-1:SOUNDRND(2
  55),1
460 IFC>17 THEN480
470 GOTO410
480 PRINT@266,"LASER CYCLES":SO
  UND200,6:PRINT@456,"BY ROBERT RO
  GERS":FORQ=1T01000:NEXTQ:RETURN
490 IFT=1THENT=2:ELSET=1
500 CLS(C(T)):PRINT@224,"
  PLAYER" T "WON!"
510 FORS=1T02:RESTORE:FORQ=1T013
  :READA,B:SOUNDA,B:NEXTQ:NEXTS
520 DATA 204,2,204,4,193,4,204,2
  ,204,4,193,4,185,2,193,2,197,2,1
  93,4,185,2,193,4,176,4
530 Q=2048-E:Q=INT(Q*.1):E=E*10:
  E=E+Q:PRINT@224,"YOUR SCORE IS"
  E"PLAYER" T
540 FORQ=1T01000:NEXTQ
550 RUN
```

TANDY® ADD-ONS

SPECIAL OF THE MONTH DRIVE CARDS

For model 1000, SX, TX, SL, TL, 3000, 3000NL



20 Meg Drive Card	65 MS	\$269.95
20 Meg Drive Card	45 MS	\$289.95
32 Meg Drive Card	45 MS	\$299.95
40 Meg Drive Card	60 MS	\$339.95
49 Meg Drive Card	32 MS	\$399.95
64 Meg Drive Card	23 MS	\$539.95

Call for current pricing



TDP/2

\$699.95

30-Day
Money Back Guarantee -
you can't lose!

TDP/2 versus Tandy® TL/2

Comparison Chart

TDP/2

- 12 MHz 80286 Processor
- Built in hard drive controller IDE interface supports up to 2 hard drives
- Built in floppy drive controller supports 1/2 Meg, 1.44 Meg, 720K, 360K floppies
- Built in printer port
- Built in 2 serial (RS232) ports COM1, COM2
- Joystick port
- 512K memory expandable to 8 Meg
- 1.44 Meg floppy drive
- Video supports Hercules® monochrome (graphics and CGA color graphics)
- 7 disk, 8, 10, 16, 32, 64 bit
- 100 watt power supply
- Hard drive track
- 101 enhanced keyboard (wire)
- Math co-processor board
- 1 and 1/2 drive bays
- Software: PC Setup, PC Calc, PC Fax
- 12 VGA

Tandy® TL/2

- 8 MHz 80286 Processor
- Built in hard drive controller IDE interface
- Built in floppy drive controller supports 1/2, 360K floppies
- Built in printer port
- Built in serial port COM1
- 2 joystick ports
- 512K memory expandable to 16M
- 720K floppy drive
- Video supports Hercules® monochrome graphics and CGA color graphics
- 1 1/2 drive bays
- 100 watt power supply
- Hard drive track
- 101 enhanced keyboard
- Math co-processor board
- 1 drive bay
- Software: Calculator, 2 Programs
- MS DOS

TDP/2 Options:

• 12" monochrome monitor	\$89.95	• 1.44 Meg floppy	\$119.95
• 14" CGA monitor	\$279.95	• 720K floppy	\$99.95
• 14" EGA monitor & card	\$499.95	• 360K floppy	\$99.95
• 14" VGA monitor card	\$599.95	• 20 Meg drive	\$279.95
• 1.2 Meg floppy	\$119.95	• 40 Meg drive	\$349.95

External Hard Drives for Tandy® EX, HX Computers

Complete System - just plug in (requires 384K min.)

20 Meg	\$389.95	30 Meg	\$429.95
40 Meg	\$499.95		

Now we carry IDE Drives for new Tandy's

20 Meg - CALL 40 Meg - CALL

100, SX, TX, SL, TL, 3000, 4000

2nd Floppy

360K	TEAC	\$119.95
720K	Mitsubishi	\$99.95
3 1/2"	Mitsubishi	\$119.95

1000, SX, TX, SL, TL

Hard Drive Controller

Will run 1 or 2
Hard Drives
Supports drives up to 120 megabytes

\$99.95

1000, 1000A

Memory Board with 512K

Expands memory to 640K

\$199.95

1000, SX, TX, SL, TL, 3000, 4000

Memory Upgrades

From

\$50

Tandy® EX, HX

360K or 720K External Floppy

For EX or HX

\$139.95

Tandy® EX, HX

External Hard Drive

10 Meg	\$299.95
20 Meg	\$389.95
30 Meg	\$429.95
40 Meg	\$499.95

Tandy® EX, HX

384K Memory Expansion Card

Includes 384K

\$189.95

Color Computer

Drive O

Includes floppy drive, case & power supply, controller & software

\$179.95

Tandy® 1400 LT

360K External Floppy

\$199.95

Tandy® 1400 LT

720K External Floppy Drive

\$199.95

Tandy® 1400 LT

20 Meg Internal Hard Disk Drive

\$699.95

Color Computer

Drive O + 1

Includes 2 floppy drives, case & power supply, controller & software

\$269.95

Tandy® is a registered trademark of Tandy Corporation

TRUE DATA PRODUCTS

P.O. Box 347, 115 So. Main Street
Uxbridge, MA 01569

Tel. 508-278-6555
1-800-635-0300

Hours: 9 a.m.-6 p.m., Sat. 10 a.m.-4 p.m.



1ST QUALITY MERCHANDISE
QUALITY CUSTOMER SERVICE
508-278-6555
TECHNICAL ASSISTANCE
508-278-6556
FOR YOUR PROTECTION
WE CHECK FOR
STOLEN CREDIT CARDS.

CORPORATE P.O. IS WELCOMED.

ALL PACKAGES SHIPPED UPS EXCEPT CANADA AND A.P.O.'s. C.O.D.'s ADD \$3.50. MASTERCARD VISA ADD 2%.

ALL RETURNS MUST HAVE RMA# (CALL 508-278-6555) YOU MAY BE SUBJECT TO A RESTOCKING FEE. SHIPPING/HANDLING CHARGES NON-REFUNDABLE.

1 YEAR WARRANTY UNLESS OTHERWISE NOTED. PRICES/TERMS/CONDITIONS SUBJECT TO CHANGE WITHOUT NOTICE.

Get a handle
on some current
communications
programs

Terminal Entries

by Jim K. Issel

Having a computer is a lot like having a kid. When first you bring it home, you are delighted. You spend your time feeding and caring for it, but about all it does is make strange noises and "output" a lot of stuff you'd rather do without. As time passes the care and feeding get easier, and the output becomes more meaningful. Soon it outgrows the little corner of your bedroom it originally occupied and wants a room of its own. It needs space for all the toys it has accumulated (some of which are gathering dust in the corner). Just when you get that taken care of and think everything is going well, the darn thing becomes a teenager and wants its own phone!

As you and your computer begin to make computer buddies at remote sites, you are drawn inexorably into the realm of telecommunications. To establish residency in this strange and mystic world, you will need three new components for your computer system: a modem, a phone line and a data-communications or terminal program. You will also need extensive vocabulary additions to accommodate buzz words such as *baud rate*, *parity*, *duplex*, *carrier*, *ad infinitum*. In this article I assume your familiarity with the most basic of these terms and concentrate on looking at a number of terminal programs that run under Disk BASIC: *Delphiterm*, *MikeyTerm*, *Ultimaterm*, and *V-Term*.

In playing with these programs, I used a CoCo 3 with 128K, dual disk drives, an RS-

232 Pak, monochrome monitor and a Multi-Pak Interface. I experimented with them on three different remote systems over a period of several weeks. I also chatted with a number of terrific people on Delphi and solicited their opinions. I have found over the years that when it comes to word processors, whatever program people learn first is the one they like best forever. I did not find this to be the case with terminal programs. Most of the people with whom I talked have switched at least once, and some even use different programs for different tasks.

Perhaps the explanation for this is that all of these programs are entirely first-rate. Each supplies the basic capabilities necessary for telecommunication, along with its own additional touches and personality. Some are designed to accommodate specific needs, such as *Delphiterm's* obvious slant toward Delphi parties, while others are more generic. All of them, though, are well-designed, function smoothly, and are refreshingly free of self-indulgent hype. None claims to be perfect for all users under all circumstances, and all invite feedback and suggestions. This is my kind of atmosphere!

MikeyTerm

MikeyTerm, written by Mike Ward, was actually the first data-communications package I used. Although *MikeyTerm* has gone through some revisions since then, it retains its original flavor, providing solid functionality in an easy to use package. To begin, there is a separate configuration program that is fairly clear and simple. This enables you to do things such as set the display mode and only needs to be run once.

There were a couple of prompts in the

Jim Issel is a software support manager and teaches computer classes at a local community college. He, his wife Debbie, and son, Jason, live in Cotati, California.

configuration process that I didn't immediately understand. And having stupidly misplaced my updated *MikeyTerm* documentation, I gave some inappropriate responses. The result was a minor loss of functionality — minor in that I failed to figure out which functions I had disabled and didn't miss them. From this you may correctly infer that *MikeyTerm* is delightfully easy to decipher. Access to most features is gained by using the CTRL key in combination with the numeric keys. File transfers, buffer manipulation and baud rate changes are all available in this manner. In addition CTRL-7 displays a menu that provides access to additional commands.

Buffer manipulation is the ability to capture incoming data in the computer's main storage area. This ability is smoothly implemented in *MikeyTerm*, although there are fewer buffer features as in some other packages. The capture feature is easily toggled on and off. The contents of the buffer can be viewed, cleared, saved to disk or sent to the remote system. Another useful capability in *MikeyTerm* is the option to

view the buffer one line at a time or one screen at a time. I did not notice a command to print the buffer, but this may have been one of the things I inadvertently turned off.

File transfers between your CoCo and the remote machine are easily initiated and run without difficulty. The only protocol available is Xmodem. I have not found a remote system that fails to support Xmodem. I don't find this limitation troublesome since some of the BBSs I frequent support only Xmodem. I made several file transfers in both directions and encountered few problems.

The 80-column screen display is new since I last used *MikeyTerm*. On my monochrome monitor, the display is crisp and clear. When you are not using any of the control key commands and have the program in the *terminal mode*, *MikeyTerm* displays only the data being transmitted back and forth. There are no onscreen status lines or copyright messages.

In complete fairness to *MikeyTerm*, I should have downloaded the documentation again and scoured it for anything I had

missed. For example, I found no evidence of macro capabilities or scripting. I had enormous amounts of fun exploring it blindly and had satisfying results. As I remembered from the earlier version, *MikeyTerm* is intuitive, clear and entirely adequate for most telecommunication needs. If you are in need of a program that emulates a specific type of terminal, such as a 3270 or a VT-52, you'll have to look further. Otherwise *MikeyTerm* will get you going.

Delphiterm

Delphiterm, written by Rick Adams, is a terminal program designed to facilitate connection to Delphi. Ignore the limitations suggested by its name. *Delphiterm* is a versatile package and well-suited for connection to most remote systems.

Delphiterm is a machine-language program. It also includes a BASIC driver that establishes a number of parameters, such as baud rate, screen colors and default disk drives. The documentation clearly describes all the parameters, which are initialized to appropriate settings for Delphi access.

ShellMate

"What Multi-Vue should have been...!" Now work OS-9 Level Two in a Point 'N Click environment similar to the *DiskMaster* program on the Amiga. **\$24.95**

Check-09MV **\$25.95**

A check ledger program that works with (not against) Tandy's Multi-Vue. Provides a check-by-check balance in an easy to use format.

Start OS-9 **\$32.95**

An enjoyable Hands-On Guide to OS-9 Level 2. Book includes a supporting tutorial disk.

APBBS Ver:3.1 **\$39.95**

Unleash the power of your 512k CoCo with Mike Guzzi's OS-9 BBS. Its loaded with features and support! This is a program designed for the "professional" SysOp. Takes full advantage of the many features of OS-9 Level 2 and the CoCo 3.

A-DOS 3	\$34.95
MY-DOS	\$14.95
DOS EPROM BURN	\$15.00
Tape/Disk Utility	\$19.95
MultiPak Crack	\$24.95
Schematic Drafting Processor	\$22.95
Basic Screen Editor	\$19.95

VISA MASTER CARD C.O.D. CHECK
MONEY ORDERS
U.S. SHIP/\$2.50 FOREIGN/\$4.50

Master Catalog or

Master Catalog 3: \$19.95
Organize up to 3,000 disk filenames. Full disk I/O support with column format hard copy.

Morse CW **\$19.95**

A complete Morse Code Tutorial program for ALL CoCo's

Space Raiders **\$14.95**

A fast action arcade game that will test your skill and reflexes! Supports ALL CoCo's

Word Search Generator **\$19.95**

Create simple to complex Word Search puzzles in this EASY to use program. Supports ALL CoCo's.

DMP-Pic Utility **\$19.95**

STAR-Pic Utility **\$19.95**

GEM-Pic Utility **\$19.95**

Print, Rotate, Invert, Flip, and adjust PMODE screens in this ALL-IN-ONE Graphics Printer Utility.

NewsPaper Plus Final Edition **\$48.95**

A full featured DeskTop Publishing program for the CoCo 3. Comes complete with a large selection of Fonts and Clip Art pictures. Create Banners, Newsletters, flyers, you name it, for that PRO-LOOK!

Graphics Disk I **\$19.95**

Graphics Disk II **\$19.95**

UltiMusE III **\$54.95**

The Ultimate Music Editor

"What if... all CoCo music programs were this good?"

The reviews are in, **UltiMusE III scores BIG!**

"In summary, UltiMusE III is the most advanced music editor you can buy for your Color Computer 3..."

Dale L. Puckett March '90 Rainbow

"There are so many features of UltiMusE III that it is difficult to summarize them in a review. The weight of the documentation is testimony of its power."

Paul K. Ward February '90 Rainbow Review

"Well folks, if 'Lyra' is worth the money, and I think it is, then UltiMusE III is worth \$300!"

D. Laramie Clinton County CoCo Club



SECOND CITY SOFTWARE

P.O. BOX 72956 • ROSELLE, IL 60172

(708) 653-5610

Delphitem provides a broad array of features, all of which are thoroughly described in the manual. File transfers can be made using either Xmodem or Ymodem protocols. An innovative touch is *Delphitem*'s file-transfer alarm, which causes the terminal to beep when a transfer is complete. Again I had no problems with file transfers in either direction.

Delphitem has the most impressive set of buffer manipulation commands I have ever seen. You can toggle the buffer on and off to capture incoming data. You can load a disk file into the buffer or save the buffer contents to disk. It can be viewed, printed, deleted and even edited without disrupting your remote session. You can enter text into the buffer directly from the keyboard. You can send it to the remote system. You can even mark a section of the text and send, print or save only the block that is marked. I found this feature especially useful. With this marking feature, I can capture an on-going session in the buffer and still print only a particular section.

A macro is a method of sending a potentially long string of data or commands with a small number of keystrokes. The macro capabilities of *Delphitem* are unique and useful. To use macros in *Delphitem* you need to create a separate text file on disk called `MACROS.TXT`. When the program starts, this file is read into a macro buffer, which is different from the capture buffer discussed above. Once loaded, the macro buffer cannot be edited.

Rather than referencing macros using predetermined keys, such as the function keys or certain control keys, *Delphitem* allows you to name each macro that is to be used. By initiating the Send Macro command, you can send your macros by name. Examples in the manual illustrate how this feature can be used while in Delphi conference, when several people are electronically chatting together. Macros can be given names such as `LAUGHTER` or `EMERGENCY` (large quantities of coffee will cause these) and sent quickly and easily at the appropriate times.

In addition to the named macros, the `ALT-0` through `ALT-9` keys along with the two function keys can be used to send macros. These keys can be programmed to include a number of special characters, such as carriage return, `ALT`, and wait for response. This feature allows for some additional functionality of the keyboard. You can program these keys to do things such as carry out your entire dialing and logging on procedure. To complete the macro capabilities, four macro names are reserved for use with the joystick buttons. This will at least temporarily emancipate you from the keyboard.

Other *Delphitem* commands allow you to toggle the line feed mode, change the baud rate, enter conference mode, and display a help screen that lists all the available commands. Conference mode adds an additional line to the screen. In this highlighted line, all of your data is visible until the information is transmitted with the `ENTER` key. It is extremely helpful not to have your typing interspersed with incoming conversation from other users while chatting on Delphi conference.

For CoCos with 512K, *Delphitem* also provides two RAM disks. I tried this feature on a borrowed 512K machine and was very happy with the results. It is certainly different doing disk operations at the speed of RAM!

From a user's perspective, *Delphitem* is a marvelous and flexible program. I particularly like the enhanced buffer commands. The program is very easy to operate. Although my overall impression is favorable, there were a couple of things that left me less than delighted. The most significant of these is the screen display. The screen is designed for use with an RGB monitor. With my monochrome monitor, the display is rather fuzzy and gets hard on my old eyes after extensive use. My other complaint is a minor one. Although I am completely at home with BASIC, I prefer using a configuration program to modify lines of code in a BASIC loader. I have friends with CoCos who do not program. I am sure this procedure would be nerve-racking, if not difficult, for them.

Ultimaterm

Ultimaterm, written by Ken Johnston, is a program with a wide following. It is the terminal program of choice among many of the people I questioned. The reasons are obvious once you work with it. *Ultimaterm* supports a broad assortment of features, including several terminal emulation modes.

During your initial *Ultimaterm* session, there are several definable parameters worthy of study. The options menus allow you to define settings for your disk drive, modem, keyboard, printer, screen display and programmable macro keys. The chapter in the manual that describes the initial setup is 11 pages long! Most of these are preset at the most common values. If you try to be macho and plunge ahead without looking at them, you may end up, as I did initially, with an apparently nonfunctioning program. I had my RS-232 Pak in Slot 2 of the Multi-Pak Interface, while the programmed default is for Slot 1.

Disk parameters include the default drive for saving or loading files, a verify function, and the stepping rate. Definable modem settings cover duplex, baud rate, RS-232 Pak

usage and terminal type. Printer options allow you to indicate the baud rate and a printer line delay if you are using an older printer that needs to be reset after each line printed.

There are 10 macro keys, accessed with the `CTRL` and numeric keys. When you define one of these to hold a string of text, that string is sent to the remote system by entering that macro key. In addition, the function keys can be programmed with command strings. The difference is that the `CTRL` and numeric keys cause text to be sent while the function keys are interpreted as commands to *Ultimaterm*. The default function key settings enable you to make file transfers with a single keystroke.

Other options available in *Ultimaterm* allow you to set the key repeat rate, turn key-click on and off, toggle the display mode between monochrome and color, and enable upper- and lowercase. Once the parameters are set, a save command stores them so that *Ultimaterm* will always start with those settings.

Many of *Ultimaterm*'s features are similar to those discussed above. The buffer can be saved to, or loaded from, disk. It can also be transmitted, displayed or printed. Conference mode is available, and file transfers can be accomplished using Xmodem, Ymodem, or Xmodem/CRC protocols. There is also a very useful screen-print function.

The ability to emulate the functioning of specific types of terminals, including VT-100 and VT-52, is one capability of *Ultimaterm* that is not offered in *Delphitem* or *MikeyTerm*. This is a very handy capability to have when logging onto a system that expects a certain terminal type. The difficulty in using a specific terminal emulation mode is in accessing all of the characters, like curly braces and circumflexes, not found on a CoCo keyboard. The *Ultimaterm* documentation does a good job of describing each mode's use.

Even though I was very impressed with the extensive set of features offered by *Ultimaterm* and the clear, thorough manual, I did have a few disconcerting problems with the program. Access to most of the commands is attained by use of pop-up menus, which appear in the center of the screen. If the screen is already full, the menus can be difficult to see. As a less than ideal typist, I would inadvertently bring up a menu and wonder why none of my subsequent keystrokes had the desired effect.

I also had difficulty with the VT-100 emulation mode. At work I have remote access to the Unix system that regularly handles VT-100 terminals for word processing and such. With *Ultimaterm*, I had so many problems using the Unix editor in VT-100 mode that I finally gave up.

V-Term

V-Term, written by Tim Koonce and licensed to Gimmesoft, is my favorite program of this bunch. *V-Term* offers several terminal emulation modes, solid functionality, extensive documentation, and it's easy to use.

V-Term may simply appeal to my lizard brain. When I first loaded it, the screen display was so exceptionally clear and sharp that I found myself saying silly things like "Oooohh!" At the bottom of the display, an inverse video command window provides access to all of the program's features by using a hierarchical interface reminiscent of *Lotus 1-2-3*. By holding down the ALT key and entering the first, or sometimes the capitalized, letter of the desired command, you change the command window to show the available suboptions for that command. It also allows text entry when appropriate, such as to specify a filename. With some general understanding of telecommunications, it is possible to use *V-Term* just by perusing the onscreen commands for a short time.

V-Term offers file transfers via Xmodem, Ymodem, and Xmodem/CRC. I had no problem with transfers in both directions. Buffer commands do not include editing or marking capability. Displaying, loading, saving, and clearing the buffer can be done, though, on an alternate screen without disruption to ongoing communication. You can also set up multiple buffers with different names and treat each independently.

V-Term's terminal emulation modes function well. I am happily editing on our Unix system even as I type. Configuring *V-Term* is simply a matter of modifying the parameter within the command menu, then using the Save Parameter command.

The *V-Term* manual is excellent. At the beginning is a thorough explanation of basic data communication concepts, followed by a summary of all of the program's menus as they appear on the screen. There is also a comprehensive discussion of the commands and features, including the various terminal emulation modes.

Despite the above praise of *V-Term*, I do find fault with the program. On start-up, the program tells you it is loading the default parameter file. This happens whether or not such a file is found. This message does not disappear from the screen until you press a key. Once you are used to it, this is no longer a problem. The file has finished loading when the disk stops spinning. Sometimes programs read more than one file from disk. When I first started using *V-Term*, I was never sure when it had finished loading files.

Another problem is that upon exiting the program my computer is frozen, which

means I have to turn it off and on again. I tried several configurations of my equipment and could not alleviate the problem.

In VT-100 mode, I often type an *i* and get an *e* instead. Occasionally, I get an *i* when I press the *t*. I'm not sure what causes this intermittent behavior, but it is a condition peculiar to *V-Term*.

The lack of macros is my only other complaint with *V-Term*. Since I use a dumb terminal for telecommunication, I have never gotten into the habit of using macros extensively. In otherwise comprehensive packages, this is a noticeable omission.

What conclusions can be drawn from all of this? Well, there are some excellent programmers out there writing superlative software for our Color Computers. I did no timing test or feature-by-feature comparisons between these programs. Each of these programs is functionally smooth, and designed to fill gaps left by others. If you are new to telecommunications, you can start quickly with *MikeyTerm*. Delphi party animals will appreciate *Delphitem*. Power macro users are likely to enjoy *Ultimaterm*. And if Unix connectivity is what you need, then try *V-Term*. Choose one, log onto Delphi, and let me know how you like it.

For More Information . . .

V-Term is available for \$39.95 from Gimmesoft. Write or call:

Gimmesoft
P.O. Box 421
Perry Hall, MD 21128
(301) 256-7558

MikeyTerm is available on Delphi and CompuServe. It can also be obtained by sending \$10, a blank disk or tape and a reusable mailer to:

Mike Ward
1807 Cortez
Coral Gables, FL 33134

Delphitem can be downloaded from the CoCo SIG on Delphi or obtained by sending \$10, a disk and a mailer to:

Rick Adams
702 Monroe Street
Santa Rosa, CA 95404

Ultimaterm is available on Delphi and CompuServe, or from the author as shareware (registration fee \$25). Write to:

Ken Johnston
H522 4020 37th Street S.W.
Calgary, Alberta T3E 3C4
(403) 242-3485
(403) 242-3515 (modem)

New Modems



(1) **Two versions of SendFaxModems**
Send any text file and most graphics files from your computer to any Fax machine in the world. Both external and internal (for PC) models. And with full 2400 Baud data modem capability.

(2) **V.42/V.42bis 2400 Baud data modems.**
These have both error correction and data compression (gives much higher effective throughput, as much as 9600 Baud).

All are high quality modems made by Zoom Telephonics in the USA, with performance features unmatched by competitors costing three times as much.

Fully Hayes compatible. Work with any computer.

All the features you expect in state of the art modems. With seven year mfg warranty.

Money saving premiums for Delphi, GEnie, CompuServe, etc.

ProcComm (PC) + \$5 QuickLink (Mac) + \$5
WizPro is free (shareware)

Send Fax external modem \$149.00
Send Fax internal modem (for PC) \$139.00
Come with software for PC or MAC
your choice (ask about Granite
Computers OSK telecom software)

2400 v.42/v.42bis external modem \$235.00

2400/1200/300 BPS external modem \$115.00
internal modem (for PC) \$105.00

Please add: USA - shipping and handling \$3.50
Canada - Air PP and Insurance \$7.46

GCS FILE TRANSFER UTILITIES

now updated to Version 3.0

The GCS File Transfer Utilities provide a simple quick method to transfer text and binary files to and from a variety of floppy disk formats.

Need to transfer files to and from PC (MSDOS), RSDOS, FLEX or MINI-FLEX disks on your OS-9 system? You need GCS File Transfer Utilities.

Commands: Dir, Dump, Read, Write,
Rename, Delete, Format PC
Dir, Dump, Read Write RS of FLEX disk

Version 3.0 handles most 5.25 and 3.5 formats. Any level sub-directories (PC). Binary files. Use pipes for direct and multiple transfers. Multi-Vue version can be used under Multi-Vue or as stand alone Shell commands.

Requires OS-9 L2 for COCO 3 L1 for COCO 1 or 2
2 drives (one can be hard or ramdisk,
one floppy 40 T DD DS).
Multi-Vue for Multi-Vue version
SDISK3 for COCO 3
SDISK for COCO 1 or 2

GCS File Transfer Utilities for CoCo
Multi-Vue version \$54.95
Standard version \$44.95
Version 3.0 update - other version
(provide disk number) \$15.00

D. P. Johnson SDISK or SDISK3 \$29.95
L1 & L2 Utilities \$75.00
Ask about FORTH09 (6809 & OSK)

Standard diskettes are OS-9 format (5.25") - add \$2.50 for 3.5".
Orders must be prepaid or COD. VISA/MC accepted. Add \$1.75
S&H. COD is additional.

GRANITE COMPUTER SYSTEMS
571 Center Road Hillsboro, NH 03244
(603) 464 - 3850

OS-9 is a trademark of Microware Systems Corporation and
Motorola Inc. MS-DOS is a trademark of Microsoft Corp. FLEX is a
trademark of TSC, Inc.

CoCo Tours the States

by Fred B. Scerbo
Contributing Editor

If you have an idea for the "Wishing Well," submit it to Fred c/o THE RAINBOW. Remember, keep your ideas specific, and don't forget this is BASIC. All programs resulting from your wishes are for your use, but remain the property of the author.

Recently I sat with my fiancé and discussed where we could go for our honeymoon. (By the time you read this, we will have returned.) We looked at a map of the continental United States to plot our route.

All this planning over the map was the source of this month's Wishing Well idea. *Fifty States* is the latest installment in our series of educational programs using the *Opposites* shell. Using a whole new set of graphics data, we have expanded this shell to just about the outside limit of its storage capacity.

The original *Opposites* program was designed to hold 20 sets of graphics images (two each for a total of 40). With *Fifty States*, we push this shell to a maximum of 50 sets, for a total of 100 graphics images.

In order to get all 50 states into one program, without breaking it into two parts, it was necessary to create this graphics data with an absolute minimum of commands. The DRAW command can be very efficient, but if you follow the original CoCo handbook and use semi-colons between drawing directions, your program will be too long. Many of us abandoned the use of

Fred Scerbo is a special needs instructor for the North Adams Public Schools in North Adams, Massachusetts. He holds a master's in education and has published some of the first software available for the Color Computer through his software firm, Illustrated Memory Banks.

semi-colons years ago. For newcomers, though, it probably doesn't hurt to restate this fact.



Using the Program

Fifty States was designed to help stu-

dents recognize the appearance of our 50 states. Recent polls have shown that geography is an area of weakness for many American students. This program allows students to brush-up on these skills, and is a good way for young CoCo users to get an early grasp of geography.

The program works like all others in this series. I won't bore regular readers with the same explanation I usually include. Suffice it to say that Choice A lets the user review all 50 map shapes and names simply by pressing the ENTER key.

Choices B and C ask you to match a map with a state name, from the list of state names that accompany each map, simply by pressing the space bar and ENTER key.

32K Extended

<input checked="" type="checkbox"/>	25	89	1200	170	1950	237
	50	190	1260	97	2010	88
	75	14	1320	246	2080	1
	125	216	1400	82	2130	63
	170	112	1490	123	2190	150
	230	127	1550	190	2250	15
	280	212	1590	94	2330	78
	305	138	1650	217	2390	223
	345	239	1710	53	2430	231
	1020	39	1780	62	2490	207
	1070	240	1830	4	END	197
	1140	56	1900	242		

The Listing: STATES

```

1 REM***** PRINTCHR$(A+128);:NEXT
2 REM* THE FIFTY STATES * 20 PRINTSTRING$(32,195);STRING$(
3 REM* COPYRIGHT (C) 1990 * 32,179);
4 REM* BY FRED B. SCERBO * 25 DATA126,124,124,124,120,113,1
5 REM* 60 HARDING AVENUE * 24,124,124,114,48,53,60,60,56,62
6 REM* NORTH ADAMS, MA 01247 * .61,60,58,62,60,60,58,62,61,60,5
7 REM***** 8,62,60,53,60,60
10 CLEAR3000 30 DATA123,115,115,115,,117,,11
15 CLS0:PRINTSTRING$(32,100);STR 2,122,48,53,51,51,50,56,53,,56,5
ING$(32,204);:FORI=1TO128:READA: 9,51,51,58,56,53,,56,59,51,53,51
    
```



Pyramix

This is a fascinating CoCo 3 game of skill and coordination. Pyramix is 100% machine language written exclusively to take advantage of all the power in your 128K CoCo 3. The Colors are brilliant, the graphics sharp, the action fast. Written by Jordon Tsvetkoff and a product of ColorVenture. Disk: \$19.95



The Freedom Series




Vocal Freedom

Vocal Freedom turns your computer into a digital voice recorder. The optional Hacker's Pac lets you incorporate voices or sounds that you record into your own BASIC or ML programs. This is not a synthesizer. Sounds are digitized directly into computer memory so that voices or sound effects sound very natural. One "off-the-shelf" application for Vocal Freedom is an automatic message minder. Record a message for your family into memory. Set Vocal Freedom on automatic. When Vocal Freedom "hears" any noise in the room, it plays the prerecorded message directly from its Random Access Memory with amazing fidelity! You may also SAVE or LOAD sounds to and from DISK. VF also tests memory

to take advantage of from 64K up to a full 512K. Requires low cost amplifier (RS cat. #277-1008) and any microphone. Will run on a CoCo 1, 2, or 3. Vocal Freedom Disk: \$34.95. Optional Hacker's Pac Disk: \$19.95. Disk for both: \$49.95

Mental Freedom

Would your friends be impressed if your computer could read their minds? Mental Freedom uses the techniques of Biofeedback to control video game action on the screen. Telekinesis? You control the action with your thoughts and emotions. Your goal is to materialize and levitate objects with the power of your mind while avoiding the insidious cobra. Mental Freedom teaches peace of mind in the face of adversity. Mental Freedom even talks in a perfectly natural voice without using a speech synthesizer! Requires Radio Shack's low cost Biofeedback monitor, Cat. #63-675. Will run on a CoCo 2 or 3 but not CoCo 1. Disk: \$24.95



Lightning Series

These three utilities give real power to your CoCo 3.

Ramdisk Lightning

This is the best Ramdisk available. It lets you have up to 4 mechanical disk drives and 2 Ram drives on-line and is fully compatible with our Printer Lightning. Disk: \$19.95

Printer Lightning

Load it and forget it--except for the versatility it gives you. Never wait for your printer again! Printer runs at high speed while you continue to work at the keyboard! Disk: \$19.95

Backup Lightning

Reads your master disk once and then makes super fast multiple disk backups on all your drives! No need to format blank disks first! Supports 35, 40 or 80 track drives. This utility requires 512K. Disk: \$19.95

COCO Braille

Produce standard grade 2 Braille on a Brother daisy wheel printer. Easy to use for sighted or blind user. No knowledge of Braille is necessary. Call for free sample. Will run on CoCo 1, 2, or 3. Disk: \$69.95

VDOS the UnDisk

VDOS, The Undisk, ramdisk for the CoCo 1 or 2 only. Available only on tape: \$24.95
VDUMP, backup Undisk files to single tape file. Requires VDOS. Tape: \$14.95
VPRINT, Print Undisk directory. Requires VDOS. Tape: \$9.95

Add \$2.50 shipping/
handling in USA or
CANADA
Add \$5.00 to ship to
other countries

Dr. Preble's Programs
6540 Outer Loop
Louisville, KY 40228
24 Hour Hot Line
(502) 969-1818
Visa, MC, COD, Check

Pressing @ allows you to check your score during the quiz, while pressing C allows you to continue from the menu.

Making Things Easier

You will find that the data required to generate all 50 states takes up quite a bit of space for this program. For those of you

who will be entering this by hand, I have arranged the DATA statements so they will be identical to those needed for next month's program, which will be a revised *Match Game* shell designed to hold these expanded DATA statements. Even the numbering will be the same, which should save some of you a great deal of typing time.

Conclusion

In any case, I think you will find both this program and next month's listing are valuable additions to your software library. Both are fun and educational.

Perhaps next month I will be able to tell you how many states my bride and I went through on our honeymoon. □

```
.51
35 DATA...112,122,117...112,122,
.48...58...53...58...48,58...53...5
8...53
40 DATA121,115,115,115,120,116,1
15,115,115,120,48,49,51,51,58...5
5,50...59,48,49,58...55,50...59,51,
49,51,55
45 PRINT@358," AN INTRODUCTION T
O ":PRINT@390," THE FIFTY STA
TES ";
50 PRINT@422," BY FRED B.SCER80
":PRINT@454," COPYRIGHT (C)
1990 ";
55 X$=INKEY$:IFX$<>CHR$(13)THEN5
5
60 DIM P$(50,2),A$(6),B$(50),C$(
50),A(50),N(50),B(4),C(4),D(4),E
(4),F(4),AO(50)
65 FORI=1TO3:READ C(I),D(I),E(I)
,F(I):NEXT:FORI=1TO6:READA$(I):N
EXT:FORI=1TO50:READP$(I,1),P$(I,
2):NEXT
70 COLOR1,0
75 CLS:PRINT:PRINTSTRING$(32,"-")
":PRINT@102,"AN INTRODUCTION TO
":PRINT@135,"THE FIFTY STATES":P
RINT@199,"A) REVIEW STATES":PRIN
T@263,"B) QUIZ STATES":PRINT@327
,"C) QUIZ NAMES"
80 PRINT@388,"<<<SELECT YOUR CHO
ICE>>>"
85 PRINT:PRINTSTRING$(32,"-"):
90 X$=INKEY$:X=RND(-TIMER):IFX$=
"A"THEN345ELSEIFX$="B"THEN95ELSE
IFX$="C"THEN2500ELSE90
95 CLS0:PMODE0,1:PCLS1
100 LINE(0,0)-(254,170),PRESET,B
105 LINE(6,4)-(122,82),PRESET,BF
110 LINE(128,4)-(248,82),PRESET,
B
115 LINE(6,86)-(122,164),PRESET,
B
120 LINE(128,86)-(248,164),PRESE
T,B
125 DRAW"BM26,188C0NU10R10NU10BR
6R10U6L10U4R10BR6NR1004NR10D6R10
BR12BU6NE4D2F4BR6R10U6L10U4R10BR
6ND10R10D4NL10BR6NR10D6U10R10D10
BR6NR10U10R10BR6NR10D4NR10D6R10B
R10U10NL4R10D4NL10D6NL14BR6U10"
126 DATA"R10D4NL10D6BR6U10R10D4L
10R4F6BR6E4U2H4"
130 DATA130,6,246,80,6,86,120,16
2,130,86,246,162
135 PAINT(2,2),0,0:PCOPY1TO3
140 PMODE0,4:PCLS1
145 LINE(0,0)-(254,170),PRESET,B
F
150 LINE(8,6)-(120,80),PSET,BF
155 PCOPY4TO2:PMODE0,1:SCREEN1,1
160 DATA"S4BM4,8C1","S4BM130,8C0
","S4BM4,90C0","S4BM130,90C0","S
4BM4,48C0","S4BM130,48C0"
165 FORI=1TO50
```

```
170 A(I)=RND(50):IFN(A(I))=1THEN
170
175 N(A(I))=1:NEXTI:FORY=1TO50:C
OLOR1,0
180 FORI=2TO4
185 B(I)=RND(3)+1:IFN(B(I))=0THE
N185
190 N(B(I))=0:NEXTI:FORI=1TO4:N(
I)=1:NEXT
195 B=RND(50):IFB=A((Y))THEN195
200 C=RND(50):IFC=B OR C=A((Y))T
HEN200
205 DRAW A$(1):DRAWP$(A(Y),1)
210 DRAW A$(B(2)):DRAWP$(B,2)
215 DRAW A$(B(3)):DRAWP$(C,2)
220 DRAW A$(B(4)):DRAWP$(A(Y),2)
225 COLOR1,0
230 Z=0
235 PMODE0,4
240 DRAW A$(1)+"C0":DRAWP$(A(Y),
1)
245 DRAW A$(B(2)+"C1":DRAWP$(B,
2)
250 DRAW A$(B(3)+"C1":DRAWP$(C,
2)
255 DRAW A$(B(4)+"C1":DRAWP$(A(
Y),2)
260 PMODE0,1:SCREEN1,1
265 LINE(8,6)-(120,80),PSET,B
270 X$=INKEY$:IFX$=" "THEN280ELS
EIFX$="@"THEN2520
275 COLOR1,0:LINE(8,6)-(120,80),
PRESET,B:GOTO265
280 Z=Z+1:IFZ=4THENZ=1
285 COLOR1,0:LINE(C(Z),D(Z))-(E(
Z),F(Z)),PSET,B
290 X$=INKEY$:IFX$=" "THEN280ELS
EIFX$=CHR$(13)THEN300ELSEIFX$="@"
THEN2520
295 COLOR1,0:LINE(C(Z),D(Z))-(E(
Z),F(Z)),PRESET,B:GOTO285
300 IFZ+1=8(4)THEN310
305 NW=NW+1:FORK=1TO5:PMODE0,4:S
CREEN1,1:SOUND1,3:NEXTK:GOTO285
310 NC=NC+1:PMODE0,4:PCLS1:LINE(
0,40)-(256,126),PRESET,B:LINE(6,
44)-(124,122),PRESET,B:LINE(130,
44)-(248,122),PRESET,B:PAINT(2,4
2),0,0
315 DRAW A$(5):DRAWP$(A(Y),1)
320 DRAW A$(6):DRAWP$(A(Y),2)
325 SCREEN1,1
330 X$=INKEY$:IFX$<>CHR$(13)THEN
330
335 PMODE0,1
340 PCOPY3TO1:SCREEN1,1:PCOPY2TO
4:NEXTY:GOTO2520
345 PMODE0,2:PCLS1:SCREEN1,1:LIN
E(0,40)-(256,126),PRESET,B:LINE(
6,44)-(124,122),PRESET,B:LINE(13
0,44)-(248,122),PRESET,B:PAINT(2
,42),0,0
350 FORI=1TO50:DRAW A$(5):DRAWP$
(I,1)
```

```
355 DRAW A$(6):DRAWP$(I,2)
360 X$=INKEY$:IFX$<>CHR$(13)THEN
360
365 COLOR1,0:LINE(8,46)-(122,120
),PSET,BF:LINE(132,46)-(246,120)
,PSET,BF:NEXTI
370 RUN
1000 REM ALABAMA
1010 DATA"BR40B060U20M+4,-30R30M
+4,+40LD6L26D6L10"
1020 DATA"BR128D40U12R8D6NL8D6BR
6NU12R6BR6U12R8D6NL8D6BR6R2U12NL
2R8D6NL8D6NL8BR6U12R8D6NL8D6BR6U
12R6ND12R6D12BR6U12R8D6NL8D6"
1030 REM ALASKA
1040 DATA"BR148D64NU2R6U4NL6BR6N
U2R6U4NL6BR6NU2R6U4NL6BR6E6U2L12
H6U6E2R6E2U2H2L4U4E2R4F2E4H4U4R1
2U2R1602R12D38R4F6R4F10D4L4H10L4
H6L6H6L8M-16,+10H2"
1050 DATA"BR228D40U12R8D6NL8D6BR
6NU12R6BR6U12R8D6NL8D6BR6R8U6L8U
6R8BD12BR6U12D6R4NE6F6BR6U12R8D6
NL8D6"
1060 REM ARIZONA
1070 DATA"BR348D50M+30,+12R22U54
L40D8L6G4D8F4G4D4F4G6"
1080 DATA"BR188D40U12R8D6NL8D6BR
6U12R8D6L8R2F6BR6NU12BR6NR8M+8,-
12NL88D12BR6U12R8D12NL8BR6U12M+8
,+12NU12BR6U12R8D6NL8D6"
1090 REM ARKANSAS
1100 DATA"BR348D50F4R4D6R40U8M+1
0,-38L6U4L56M+4,+40
1110 DATA"BR88D40U12R8D6NL8D6BR6
U12R8D6L8R2F6BR6U12D6R2NE6F6BR6U
12R8D6NL8D6BR6U12M+6,+12NU12BR6R
8U6L8U6R8BD12BR6U12R8D6NL8D6BR6R
8U6L8U6R8"
1120 REM CALIFORNIA
1130 DATA"BR688D70NR22U6H10L4H10
U4H4R4U4L4H6U10H4E4U8R30D26F28D6
F2G2D6"
1140 DATA"BR148D40L6U12R68D12BR4
U12R8D6NL8D6BR6NU12R4BR6NU12BR4U
6NR6U6R88D12BR4U12R6D12NL6BR6U12
R8D6L8R2F6BR6U12M+6,+12NU12BR6NU
12BR6U12R8D6NL8D6"
1150 REM COLORADO
1160 DATA"BR328D52R60U40L60D40BE
26E4R6F4"
1170 DATA"BR148D40L6U12R68D12BR6
U12R8D12NL8BR6NU12R6BR6U12R8D12N
L8BR6U12R8D6L8R2F6BR6U12R8D6NL8D
6BR6R2U12L2R10D12NL8BR6U12R8D12L
8"
1180 REM CONNECTICUT
1190 DATA"BR288D62M+20,-BR28E4R2
0E4U30L68D30F4M-16,+6D6R2"
1200 DATA"BR128D40L6U12R68D12BR4
U12R6D12NL6BR4U12M+8,+12NU12BR4U
12M+8,+12NU12BR4NR4U6NR4U6R48D12
BR4NR6U12R6BR4R4ND12R4BR4D12BR4N
R6U12R6BR4D12R6U12BR4R4ND12R4"
1210 REM DELAWARE
```

1220 DATA"BR44BD62NR30U50E8R8F2D
4G6D12F6M+10,+26"
1230 DATA"BR6BD40R2NU12R8U12NL10
BR6NR6D6NR6D6R6R6NU12R6BR6U12R8
D6NL8D6BR6NU12R6NU12R6NU12BR6U12
R8D6NL8D6BR6U12R8D6L8R2F6BR6NR6U
6NR6U6R6"
1240 REM FLORIDA
1250 DATA"BR20BD8R28F4R26F2R4U6R
10D10M+18,+30D16G4L12H8U4M-16,-9
U6E2U4H12L8G6L6H10L10U4H2U2"
1260 DATA"BR16BD40U6NR8U6R8BR6D1
2R6BR6U12R8D12NL8BR6U12R8D6L8R2F
6BR6U12BR6R2ND12R8D12NL10BR6U12R
8D6NL8D6"
1270 REM GEORGIA
1280 DATA"BR40BD56U20M-8,-30R36G
2F30D6L2D8F2D4L10D6L4U4L36H6"
1290 DATA"BR16BD40NR8U12R8D6NL4
D6BR6NR8U6NR8U6R8BR6ND12R8D12NL8
BR6U12R8D6L8R2F6BR6NR8U12R8D6NL
4D6BR6NU12BR6U12R8D6NL8D6"
1300 REM HAWAII
1310 DATA"BR12BD16NU4R6U4NL4BR8F
4R6E2U4H2L6G4D2BR16BD6R4E4R4F6D4
L12NH4BR20E2R8F2G2L8NH2D06R4D4L4
U4BR10E4R4F4R6D4L12H4BD14BR8D4G4
D4R2D4F4R4E8R4E4U4H4L4H2L10"
1320 DATA"BR22BD40U12D6R8U6D12BR
6U12R8D6NL8D6BR6NU12R8NU12R8NU12
BR6U12R8D6NL8D6BR6NU12BR8NU12"
1330 REM IDAHO
1340 DATA"BR44BD60R40U20L10U2H4U
2L4M-8,-22U6L12D30F4G8F2010"
1350 DATA"BR20BD40NU12BR8R2U12L2
R10D12NL8BR6U12R8D6NL8D6BR6U12D6
R8U6D12BR6U12R8D12L8"
1360 REM ILLINOIS
1370 DATA"BR46BD6R30D6F2D30G2D4G
2D4G2L4D2F4D2L8H2L4G2LH4U6H10U4
E2U2H6U2E6U4R6E4U4H4"
1380 DATA"BR16BD40NU12BR8NU12R6B
R6NU12R6BR8NU12BR8U12M+8,+12U12B
R6ND12R8D12NL8BR8NU12BR8R8U6L8U6
R8"
1390 REM INDIANA
1400 DATA"BR46BD8ND30R36D36F2D2G
6L4G8L2G4L4H4L2G6L2H4U6E2U4E4U8"
1410 DATA"BR16BD40NU12BR8U12M+8,
+12U12BR6R2ND12R8D12NL10BR8NU12B
R8U12R8D6NL8D6BR6U12M+8,+12NU12B
R6U12R8D6NL8D6"
1420 REM IOWA
1430 DATA"BR40BD18R42D2F4D4F6D6G

2L4D4G4D4L4H2L30H2U4H4U4H6U4E2U2
H6R8"
1440 DATA"BR32BD40NU12BR8U12R8D1
2NL8BR6NU12R6NU12R6NU12BR6U12R8D
6NL8D6"
1450 REM KANSAS
1460 DATA"BR32BD18R52D2F4D4F4D20
L60U32"
1470 DATA"BR20BD40U12D6R2NE6F6BR
6U12R8D6NL8D6BR6U12M+6,+12NU12BR
6R8U6L8U6R8D12R8U12R8D6NL8D6BR
6R8U6L8U6R8"
1480 REM KENTUCKY
1490 DATA"BR18BD48R80E4R2E4U2E4H
4L2H4U4H4L2G2L4H6L4U2L8D4G4L4G4L
8G4L4H4L4G8L4G4D2L4D4L4D6L2R8"
1500 DATA"BR10BD40U12D6R2NE6F6BR
6NR8U6NR8U6R8BR6ND12M+8,+12U12BR
4R4ND12R4BR4D12R8U12BR6NR8D12R8B
R6U12D6R2NF6E6BR6D2F4ND6E4NU2"
1510 REM LOUISIANA
1520 DATA"BR28BD10R40F4D2F4D2G4L
G8D6R26D4G2D2F4L10G2F2R8G4F4D18H
6L4D6L8H4G4L2H2L2H6L8H2L8U6E2U6E
6U2H6U16
1530 DATA"BR10BD40NU12R6BR6U12R8
D12NL7BR6NU12R8NU12BR6NU12BR6R6U
6L6U6R6BR6D12R8U12R8D6NL8D6BR6U
12M+8,+12U12BR6ND12R8D6NL8D6"
1540 REM MASSACHUSETTS
1550 DATA"BR24BD20R50E4R2E4R8F6D
4G6L4D4F8R2D6R10E2U6H4U4R6F4D16M
-22,+8U6L4G6L4H10U4L28D4L4U4L18H
2M+8,-22"
1560 DATA"BR8BD40U12R4ND12R4D12B
R4U12R4D6NL4D6BR4R4U6L4U6R4BR4NR
4D6R4D6NL4BR4U12R4D6NL4D6BR4NR4U
12R4BR4D12U6R4U6D12BR4NU12R4NU12
BR4R4U6L4U6R4BD12BR4NR2U6NR2U6R2
BR4R2ND12R2BR4R2ND12R2BR4NR4D6R4
D6L4"
1570 REM MARYLAND
1580 DATA"BR24BD20R70D24R12D8L4D
2L10H6U4H6U8E4U2L8D2G6D8F6D4L6H1
0U6H2L4H2U4L6G2L6U4L2G6L6U8"
1590 DATA"BR6BD40U12R6ND12R6D128
R6U12R8D6NL8D6BR6U12R8D6L8R2F6BR
4BU12D2F4ND6E4U2BR6D12R6BR6U12R8
D6NL8D6BR6U12M+8,+12NU12BR4R2NU1
2R8U12L10"
1600 REM MAINE
1610 DATA"BR34BD36ND30R4E4U4E2M+
6,-20E4R6F6R8F6D20R4F2D6R4F4G6L8
G4L6G2L6G4L10G8H4"

1620 DATA"BR26BD40U12R6ND12R6D12
BR6U12R8D6NL8D6BR6NU12BR6U12M+8,
+12U12BR6NR8D6NR8D6R8"
1630 REM MICHIGAN
1640 DATA"BR48BD6R40M+12,-22U10
H2L8G6L4H2U4E4U4E2U4H2L4H6L4G6L2
G6L2G4D8F2D6F2D2F4D2G2D4G6B58L6
H4L6U2E2L4G4L2G6D2R8F4R8F2E4R8E4
R10U4L6H2L6G4"
1650 DATA"BR12BD40U12R6ND12R6D12
BR6NU12BR6NR8U12R8BR6D12U6R8U6D1
2BR6NU12BR6NR8U12R8D6NL4D6BR6U1
2R8D6NL8D6BR6U12M+8,+12U12"
1660 REM MINNESOTA
1670 DATA"BR40BD6R50U8H8L4U6H4U
2E4U8EBR2E2R4E2U4L8H2L4G2L4H2L10
G4L10H4L2U2L14D8F2D6F2D12F2D28R2
"
1680 DATA"BR6BD40U12R6ND12R6D12B
R6NU12BR6U12M+8,+12NU12BR6U12M+8
,+12U12BR6NR6D6NR6D6R6BR6R6U6L6U
6R6BR6D12R6U12NL6BR4R4ND12R4BR4N
D12R6D6NL6D6"
1690 REM MISSISSIPPI
1700 DATA"BR40BD60R22D4F4R6E2R6F
2R2U64H2L2G6D2G6D6G4D6F4D4G2D4G
2D4G2D6"
1710 DATA"BR6BD40U12R6ND12R6D12B
R6NU12BR6R6U6L6U6R6BR4NR6D6R6D6N
L6BR6NU12BR6R6U6L6U6R6BR4NR6D6R6
D6NL6BR6NU12BR6U12R6D6NL6BR6ND6U
6R6D6NL6BR6U6D12"
1720 REM MISSOURI
1730 DATA"BR36BD60R54F4G4R12U12H
4U4H6U6E4U4H4L2H10U4H2U4L54F4D4F
4D8F4032"
1740 DATA"BR14BD40U12R6ND12R6D12
BR6NU12BR6R8U6L8U6R8BR4NR8D6R8D6
NL8BR6U12R8D12NL8BR6NU12R8NU12BR
6U12R8D6L8R2F6BR6U12"
1750 REM MONTANA
1760 DATA"BR16BD14R9D238L50D6L4U
2L6G2L2H4L4U8L2G4L4U8H6U6H6U10"
1770 DATA"BR14BD40U12R6ND12R6D12
BR6U12R8D12NL8BR6U12M+8,+12U12BR
4R4ND12R4BR4ND12R8D6NL8D6BR6U12M
+8,+12U12BR6ND12R8D6NL8D6"
1780 REM N CAROLINA
1790 DATA"BR36BD18R72D4G2L4D4R8D
4G2L12F4R2D4G4L2G6L8H8L12H8L14G2
L28U2E4R4E6R4E8"
1800 DATA"BR12BD50NR8U12R8BR6ND1
2R8D6NL8D6BR6U12R8D6L8R2F6BR6U12
R8D12NL8BR6NU12R6BR6NU12BR6U12M+
8,+12U12BR6ND12R8D6NL8D6BU18B118



**Model 101 \$37.95 (101P \$43.45)
Serial to Parallel Printer Interface**

- ★ Works with any COCO
- ★ Compatible with "Centronics" Parallel Input Printers
- ★ Just turn the knob to select any one of 6 baud rates 300-9600
- ★ Comes complete with cables to connect to your printer and computer
- ★ Can be powered by most printers



**Model 104 \$46.95 (104P \$53.95)
with "Modem Switch"**

- ★ Same features as 101 Plus
- ★ Built in Serial Port for your Modem or other serial device
- ★ Switch between Serial Output and Parallel Output

All items covered by a 1 year warranty

SAVE \$2 PER ITEM

BY SENDING CHECK OR M.O. WITH YOUR ORDER

Some of the Printers That Can -

Supply power for the 101 and 104 are Radio Shack, Star, Okidala, Brother, Juki, and Smith Corona.

Some of the Printers That Cannot -

Supply power for the interfaces are Epson, Seikosha, Panasonic, Silver Reed and NEC. If your printer cannot supply power to the interface you can order your interface with the "P" option or you can supply your own AC adapter. We recommend the Radio Shack 273-1431 AC adapter with a 274-328 connector adapter.

★ Free Shipping in the U.S.A. (except AK and HI) on all orders over \$50

★ On orders under \$50 please add \$2.50 for shipping and handling

★ Orders shipped in U.S.A. and Canada only

You Can Pay By:

- ★ VISA or MasterCard
- ★ Or send check or money order payable in U.S. funds and deduct \$2 per item
- ★ Ohio customers add 6% sales tax

**Metric Industries Inc.
P.O. Box 42396
Cincinnati, OH 45242
(513) 677-0796**

U12D6L8U6D12BL8U12R4L8BL6BD12H6L
2R8U6L8D12BL6U12L8D12NR8BL6NU12M
-8,-12D12"
1810 REM N DAKOTA
1820 DATA"BR26BD18NR68D38R74U12H
2U6H2U6H2U6"
1830 DATA"BR20BD50R2NU12R8U12NL1
0BR6ND12R8D6L8D6BR6U12D6R2NF6E6
BR6D12R8U12NL8BR4R4ND12R4BR4ND12
R8D6NL8D6BU18BL6U12D6L8U6D12BL8U
12R4L8BL6BD12H6L2R8U6L8D12BL6U12
L8D12NR8BL6NU12M-8,-12D12"
1840 REM NEBRASKA
1850 DATA"BR22BD18NR62D20R20D14R
60U8H2U6H2U6H6L4H4"
1860 DATA"BR8BD40U12M+8,+12U12BR
6NR8D6NR8D6R8BR4R2NU12R8U6NL8U6N
L10BR6ND12R8D6L8R2F6BR6U12R8D6NL
8D6BR6R6U6L6U6R6BR6D12U6R2NE6F6B
R6U12R8D6NL8D6"
1870 REM NEVADA
1880 DATA"BR36BD12R42D44L4G4D4H3
4U18"
1890 DATA"BR18BD40U12M+8,+12NU12
BR6NR8U6NR8U6R8BR6D12R8U12R8U12
2R8D6NL8D6BR4R4NU12R8U12NL10BR6N
D12R8D6NL8D6"
1900 REM NEW HAMPSHIRE
1910 DATA"BR40BD68R2BE4R2E4R4E2U
4H4U2H4U42L2G4L4H2L4D4G2D12L4G4D
6G6D4G2D4G2D6G2D6F2"
1920 DATA"BR34BD32U12M+8,+12NU12
BR6NR8U6NR8U6R8BR6D12R8U12R8U12
BD18BL72D12U6R6U6D12BR6U12R6D6NL
6D6BR6U12R6ND12R6D12BR6U12R8D6NL
8BF6R6U6L6U6R6BR6D12U6R6U6D12BR6
NU12BR6U12R8D6L8R2F6BR6NR6U6NR6U
6R6"
1930 REM NEW JERSEY
1940 DATA"BR56BD4M+20,+10D8G6D2F
4R2F4M-8,+24G4L4U6L8H8L2H4U4E6R2
E2U2H6U8R2U8E6"
1950 DATA"BR36BD32U12M+8,+12NU12
BR6NR8U6NR8U6R8BR6D12R8U12R8U12
BD18BL62R8L4D12L48R14NR8U6NR8U6R
8BR6ND12R8D6L8R2F6BR6R8U6L8U6R8B
R6NR8D6NR8D6R8BR6BU12D4F4ND4E4U4
"
1960 REM NEW MEXICO
1970 DATA"BR36BD14R54D40L44D8L10
U48"
1980 DATA"BR36BD32U12M+8,+12NU12
BR6NR8U6NR8U6R8BR6D12R8U12R8U12
BD18BL62ND12R8ND12R8D12BR6NR8U6N
R8U6R8BR4F6NG6NF6E6BR6ND12BR6NR8
D12R8BR6NU12R8U12L8"
1990 REM NEW YORK
2000 DATA"BR78BD4R24D16L2D12R2D1
8L2D10G4L4M-22,-9H6L50U6E6R2E4U2
R4U2R10D2R16U2E4U2H4E10R4E2R48D6
0BR22E2R4E2R8D6L8G2L8U4
2010 DATA"BR36BD32U12M+8,+12NU12
BR6NR8U6NR8U6R8BR6D12R8U12R8U12
BD18BL46D4F4ND4E4U4BR6ND12R8D12N
L8BR6U12R8D6L8R2F6BR6U12D6R2NE6F
6"
2020 REM OHIO
2030 DATA"BR92BD14D26G4D2G4D2L4G
2D4L4G2D2L4H6L2G2L6G2L4H6L4H4U32
R4E4R4F8R16E4R4E4R4E2R6"
2040 DATA"BR36BD40U12R8D12NL8BR6
U12D6R8U6D12BR6NU12BR6U12R8D12L8
"
2050 REM OKLAHOMA

2060 DATA"BR96BD24D28L10H2L2G2L4
H2L4H4L6G2L4H2L8H2U16L24U6R78"
2070 DATA"BR6BD40U12R8D12NL8BR6U
12D6R2NE6F6BR6NU12R4BR6U12R8D6NL
8D6BR6U12D6R8U6D12BR6NR8U12R8D12
BR6U12R6ND12R6D12BR6U12R8D6NL8D6
"
2080 REM OREGON
2090 DATA"BR106BD14NH4M-6,+14F6D
28L80H4U8E4U34R14F2D6F2R12M+20,-
8R8E2R6E2R6"
2100 DATA"BR20BD40U12R8D12NL8BR6
U12R8D6L8R2F6BR6NR8U6NR8U6R8BR6N
R8D12R8U6NL2D6BR6NR8U12R8D12BR6U
12M+8,+12U12"
2110 REM PENNSYLVANIA
2120 DATA"BR200D18E6R2D4R70F10D2
G4D2G4F8D4G6L4G4L74U40
2130 DATA"BR48D40U12R6D6NL6BD6BR
4NR6U6NR6U6R6R84ND12M+6,+12U12BR
4ND12M+6,+12U12BR4NR4D6R4D6NL4BR
8U6H4NU2F4E4U2BR4D12R4BR4BU12D8F
4E4U8BR4ND12R6D6NL6D6BR4U12M+6,+
12U12BR4D12BR4U12R6D6NL6D6"
2140 REM RHODE ISLAND
2150 DATA"BR46BD20ND30R26D8R2D6F
4R2F4D8G2L6U8H4L8D12L6G2L4G2L4U4
BR22U8R4D8L4"
2160 DATA"BR24BD32U12R8D6L8R2F6B
R6U12D6R8U6D12BR6U12R8D12NL8BR6R
2NU12R8U12NL10BR6NR8D6NR8D6R8BD1
8BL70NU12BR6R8U6L8U6R8BR6D12R8R
6U12R8D6NL8D6BR8U12M+8,+12U12BR6
R2ND12R8D12L10"
2170 REM S CAROLINA
2180 DATA"BR36BD18E4R4E2R18F4R14
F12G12D2G8L2G4L4H4U2H4U2H8L2H8L4
H2L4U2E4R2"
2190 DATA"BR12BD50NR8U12R8BR6ND1
2R8D6NL8D6BR6U12R8D6L8R2F6BR6U12
R8D12NL8BR6NU12R6BR6NU12BR6U12M+
8,+12U12BR6ND12R8D6NL8D6BU18BL18
U12D6L8U6D12BL8U12R4L8BL6D12L8U1
2BL6D12L8U12NR8BL6L8D6R8D6L8"
2200 REM S DAKOTA
2210 DATA"BR26BD12NR68D38R64F4R2
F6U4H2U4E2U4H2U12H2U6H6E2"
2220 DATA"BR20BD50R2NU12R8U12NL1
0BR6ND12R8D6NL8D6BR6U12D6R2NF6E6
BR6D12R8U12NL8BR4R4ND12R4BR4ND12
R8D6NL8D6BU18BL8U12D6L8U6D12BL8U
12R4L8BL6D12L8U12BL6D12L8U12NR8B
L6L8D6R8D6L8"
2230 REM TENNESSEE
2240 DATA"BR26BD2BR90G6L2G4L8G4L
2G6L66U4E2U6E4U4"
2250 DATA"BR10BD40U12L4R8BR4NR6D
6NR6D6R6BR6U12M+8,+12NU12BR6U12M
+8,+12U12BR6NR6D6NR6D6R6BR6R6U6L
6U6R6BR6NR6D6R6D6NL6BR6NR6U6NR6U
6R6BR6NR6D6NR6D6R6"
2260 REM TEXAS
2270 DATA"BR50BD4R12D14R4F2R4F6R
8E2R4F2R6F2D8F2D6G4L4G6L4G4D8L4H
4L6H6L2H4L2H6L4G6L2H2L4H10U2H4R2
8U30R4"
2280 DATA"BR28BD40U12L4R8BR4NR6D
6NR6D6R6BR6E6NH6NE6F6BR6U12R8D6N
L8D6BR6R8U6L8U6R8"
2290 REM UTAH
2300 DATA"BR40BD8R22D14R20D36L42
U50"
2310 DATA"BR32BD40NU12R8U12BR6R4
ND12R4BR6ND12R8D6NL8D6BR6U12D6R8

U6D12"
2320 REM VIRGINIA
2330 DATA"BR24BD48R8BU4H4L2H4U4H
2M-12,-4U4H4L2H4L8G4L2G12L6G4L6H
4L4G6D2G10R10"
2340 DATA"BR18BD28D8F4E4U8BR6D12
BR6U12R8D6L8R2F6BR6NR8U12R8D6NL
2D6BR6U12BR6ND12M+8,+12U12BR6D12
BR6U12R8D6NL8D6"
2350 REM VERMONT
2360 DATA"BR88BD4D4G2D12L4G4D6G6
D4G2D4G2D6G2D6L2U22L4U4E2U18M+6
,-14R38"
2370 DATA"BR12BD28D8F4E4U8BR6NR8
D6NR8D6R6BR6U12R8D6L8R2F6BR6U12R
6ND12R6D12BR6NR8U12R8D12BR6U12M+
8,+12U12BR4R4ND12R4"
2380 REM WASHINGTON
2390 DATA"BR36BD14R62D36L16M-40,
+6H2U4L8H2M-6,-20H6U2R8F4R4U2H2U
2H4R6"
2400 DATA"BR68D28D12R6NU12R6U12B
R4ND12R6D6NL6D6BR4R4U6L4U6R4BR4D
12U6R6U6D12BR6NU12BR6U12M+8,+12N
U12BR4NR8U12R8BD6NL2D6BR4BU12R4N
D12R4BR4D12R6U12NL6BR4ND12M+8,+1
2U12"
2410 REM WISCONSIN
2420 DATA"BR42BD62R42U12E2U6E2U4
E2U4E2U4L2M-8,+12L2U8R2U6H4M-22,
-6L6U4L4D2L8D7G2L2G6D10F10D6F2D6
F4"
2430 DATA"BR88D28D12R6NU12R6U12B
R6D12BR6R6U6L6U6R6BR6NR6D12R6BR6
NR8U12R8D12BR6U12M+8,+12U12BR6NR
6D6R6D6NL6BR6U12BR6ND12M+8,+12U1
2"
2440 REM WEST VIRGINIA
2450 DATA"BR56BD10D10R18D8R4E6R4
E2R6F4D4L6D2G4D2G6L4M-8,+12F2D4G
2L4G2L14H2L4H4L4H4L4H4L2U4H2U4E4U2
E4U2E6U2E6U2E4U2E4D4"
2460 DATA"BR18BD38D8F4E4U8BR6D12
BR6U12R8D6L8R2F6BR6NR8U12R8D6NL
2D6BR6U12BR6ND12M+8,+12U12BR6D12
BR6U12R8D6NL8D6BU18BL66NU12R6NU1
2R6U12BR6NR8D6NR8D6R8BR6R8U6L8U6
R8BR4R4ND12R4"
2470 REM WYOMING
2480 DATA"BR34BD18R56D36L56U36BF
BF4R2U6L2G2"
2490 DATA"BR12BD28D12R6NU12R6U12
BR6D4F4ND4E4U4BR6D12R8U12NL8BR6N
D12R6ND12R6ND12BR6D12BR6U12M+8,+
12U12BR6NR8D12R8U6L2"
2500 CLS0:FORI-1T050:TEM\$-P\$(I,1
):P\$(I,1)-P\$(I,2):P\$(I,2)-TEM\$:N
EXT
2510 GOT095
2520 CLS:PRINT@101,"YOU TRIED"NC
+NW"TIMES &":PRINT@165."ANSWERED
"NC"CORRECTLY"
2530 PRINT@229,"WHILE DOING"NW"W
RONG."
2540 NO-NC+NW:IF NO-0THEN NQ-1
2550 MS-INT(NC/NQ*100)
2560 PRINT@293,"YOUR SCORE IS"MS
"%."
2570 PRINT@357,"ANOTHER TRY (Y/N
/C) ?":
2580 X\$-INKEY\$:IFX\$="Y"THEN RUN
2590 IFX\$="N"THENCLS:END
2600 IFX\$="C"THEN260
2610 GOT02580

Game

CoCo 3

Zenix

Zenix is a machine-language, shoot-'em-up space game written for the CoCo 3. It requires one joystick and a 35- or 40-track disk drive and supports RGB and composite monitors. Obviously the color and detail are better on an RGB monitor.



Zenix is a fast-paced arcade game that contains smooth and colorful Hi-Res graphics along with exciting sound effects. The object of the game is to guide your plutonium plasma laser-equipped space ship to the planet Zenix to deliver a single crucial blast and destroy the planet. This destruction is necessary because the Zenians have evolved into a race of semi-intelligent insectoids that have been at war with other peace-loving planets in the universe. You get only one chance to destroy Zenix if you can successfully defend yourself against the Zenian war ships.

As the game begins, your ship is attacked by swarms of insect-like enemy crafts. You must kill them all before advancing to the next level. The crafts' colors are important. Purple crafts contain extra fuel your ship can use. When a craft is shot, it changes color. You must collide with them after the color change to increase your fuel capacity. Sometimes they even contain extra weapons that you can use. A fuel gauge is shown at the bottom of the screen so you can keep track of your status. Each time your ship is hit by one of the enemy ships the gauge will show less fuel. You die when the fuel gauge is empty. If you accidentally shoot the enemy ship after it has already changed to a solid color it will explode. You get extra points, but no extra fuel or weapons.

Different colored enemy crafts are worth various points, added fuel or weapons. You will quickly learn what colors provide the

most benefit. After the successful completion of every fourth level a bonus round is awarded. There are 32 levels of increasing difficulty in *Zenix*. The Zenians also shoot different colored bullets at you. Some bullets are heat seeking while others are armor piercing. The tough part is learning to dodge enemy ships and their bullets while, at the same time, shooting and colliding with them at just the right moment. A pause mode allows you to catch your breath and gather your wits. High scores are added to the game disk as a reminder of outstanding game performance. Don't be disappointed if you don't catch Jeremy Spiller.

Zenix is copy protected but a backup of the original is possible. The backup can be used only in conjunction with the original disk. You can get a replacement disk for a nominal fee. *Zenix* is accompanied by a five-page instruction booklet that explains the backup procedure as well as game strategy and scoring. *Zenix* is the best arcade game I've seen for the CoCo 3. I was especially impressed with the quality of the graphics, sound effects and smoothness of operation. This is one game you definitely want in your CoCo 3 library. *Zenix* is available from the producer, GOSUB Software, as well as Gimmesoft and Eversoft Games, Ltd.

(GOSUB Software, P.O. Box 1094, Townsend, MA 01469; \$29.95)

— Robert Gray

Utility

CoCo 1, 2 & 3

Baby BASIC

About a year ago, I wrote a review of DanoSoft's *Big BASIC*. It is a marvelous product that allows the user to write literally dozens of BASIC programs and load them into memory simultaneously. It is a very useful and versatile programming utility and quite inexpensive. I often wondered how it is possible to load several programs into memory at the same time — and why a similar system had not been developed for the CoCo 2 in the heyday of 64K. In a machine with twice that capability, 28K of user memory didn't seem fair.

I occasionally dabble in stage magic. I know it isn't often that a good conjurer reveals his best secrets, but sometimes he gives his students a glimpse of the inner

workings of a simpler form of his most popular tricks. Bill Daniels of DanoSoft is a magician of the Color Computer. With his latest product, *Baby BASIC*, he lets us in on a couple of cute tricks.

Baby BASIC will not be the hit of the next RAINBOWfest, nor will it be seen on the cover of next month's RAINBOW. *Baby BASIC* just isn't that sort of a product. It is difficult to say what kind of product this is. It might be called an educational utility. You won't need it unless you write BASIC programs. Some programming capability is required to use it.

Baby BASIC releases that unused RAM. About fifty 8K blocks in a 512K CoCo 3 (10 blocks in a 128K machine) are available for use. That is roughly 80K to over 400K of user-accessible RAM. It teaches you how to free up to 9.5K in a CoCo 2 that you can use for BASIC programs. It also teaches you efficient, modular, structured programming — unless you already practice that style of programming. If your interest is in more RAM for ready-made games, *Big BASIC* is your best buy. The purchase of *Baby BASIC*, however, allows you to write some great games. For example, with *Baby BASIC* it is possible to create an Adventure game that uses 8K for each of four dozen levels.

Baby BASIC uses a handful of peeks and pokes to achieve the amazing. Even though the program is written entirely in BASIC, it accomplishes incredible feats. The program consists of seven subroutines. The first subroutine calls the program segments in high memory. The second and third subroutines return control and store the high-memory blocks. The fourth switches between blocks of memory. The fifth and sixth subroutines perform housekeeping functions. And the seventh releases that 9.5K in the CoCo 2. Subroutine 7, strictly a CoCo 2 routine, is used independently of the rest. The three pages of 80-column printed listing may be confusing at first, but Bill Daniels' documentation and comments in the program itself will guide you through it. I had a program calling a subroutine in high memory in about a half an hour on my first try.

I find it useful to break the program up into smaller segments. Subroutines 1 and 4 should stay by themselves. Subroutines 2 and 3, along with 5 and 6, can be paired together and stored on the disk. These pairings give you a skeleton around which to build your larger program.

I also find it advantageous to delete much of the documentation from my frame-

work routines to keep them small. Once their functions are understood, they can be kept as black-box routines that use secrets to perform their magic. No longer is it necessary to understand them in depth. Since you may never need all six of the CoCo 3 routines in a single program, it is beneficial to break them up as needed.

Baby BASIC is not for baby programmers. I am a programmer whose professional experience is on larger computers used by an insurance company. I find this a challenging package to work with. It teaches efficiency while also instructing the user in the finer points of CoCo architecture. Even if you already have *Big BASIC*, you might want to try *Baby BASIC* as a learning tool.

(Danosoft, P.O. Box 124, Station A, Mississauga, ON L5A 2Z7, Canada; 416-897-0121; \$8.95, \$10.50 Cdn., plus \$2.50 S/H)

— Fred Toon

Game

CoCo 3

Mind-Roll

Mind-Roll is a 3-D game of speed and dexterity for your 64K CoCo 2 or CoCo 3. The game comes as a plug-in cartridge that works either directly in the cartridge slot on your CoCo, or plugged into a Multi-Pak Interface. You will see better color and graphics if you have a CoCo 3 and an RGB monitor than with a CoCo 2 and a color composite monitor. A joystick is optional, but I recommend one if the game is to be played to its full potential.

Mind-Roll challenges you to move an 8-ball through a series of twisting, complicated planes. Throughout this maze you will encounter electric oceans, invisible walls, and all sorts of other treasures that serve to increase your score. You must move your ball carefully over the tricky, frequently narrowing paths to avoid falling into infinity. With each successfully completed plane, a bonus round is awarded. You are then able to select which plane you want to pursue. In this game, time is your worst enemy. The amount of time remaining is shown in the upper right corner of the screen.

You must also be aware of symbols that appear on the screen during play. Some of these symbols add to your score as they are captured, and some will kill you. You will not immediately know which symbols are which, but after a few rounds it will be obvious which to capture and which to avoid. The game has 10 planes, each more difficult than the one before.

Mind-Roll is a game of good, clean fun that is both challenging and interesting. The sound effects are lively and the graphics are good. These features, however, are not comparable to the quality of previous CoCo 3 programs.

(Epyx, distributed by Tandy Corporation, 1700 One Tandy Center, Fort Worth, TX 76102; Available in Radio Shack stores nationwide, Cat. No. 26-3100, \$34.95)

—Jerry Semones

Telecommunications

CoCo 3

CEBBS 2.1

I reviewed *CEBBS*, the CoCo Electronic Bulletin Board System, in the November 1989 issue of *THE RAINBOW*. Since then many improvements and additions have been made to the program, and the result is *CEBBS 2.1*. For those who are unfamiliar with the original *CEBBS* and do not have access to the earlier review, here is a brief synopsis of *CEBBS*.

CEBBS is a collection of programs, in both BASIC and machine language, that allows CoCo 3 owners to run and maintain a bulletin board system. To use *CEBBS* you need an RS-232 Pak and a Multi-Pak Interface (or Y-cable), an auto-answer modem with a DTR (Data Terminal Ready) lead, and at least one disk drive. If your CoCo has 512K, using a RAM disk will greatly increase performance. As with any BBS, disk storage is at a premium, which makes extra disk drives and/or a hard drive helpful. Combine this hardware with the *CEBBS* system, and you have an excellent, powerful and flexible BBS.

CEBBS programs are written in BASIC, with four exceptions. The driver that takes care of I/O via the modem is an excellent piece of machine-language programming, as is the routine responsible for the file-transfer features. The software clock driver and some patches to the operating system are also written in machine language.

CEBBS is designed to be easy for the SysOp to use and still remain powerful and flexible. The SysOp sets up the BBS as desired through the use of menus. These menus display the desired text and allow access to the various functions the board makes available. The functions supported by the package include chat, text file display, movement between menus, view time and date, show user's status, list users, change user parameters (such as password,

upper/lowercase, etc.), protected exit to BASIC (allows remote operation by the SysOp), and logging off the system. There is also a function to call the message base. The number of different message sections (forums) available is limited only by disk space. Finally, there is a function to allow file transfers, as described below.

The system includes easy-to-use maintenance utilities for editing the message base, user log, the quotes of the day, and the file descriptions. These programs make the SysOp's job a great deal easier and less time-consuming.

In short, *CEBBS* is a full-featured, flexible, user-friendly BBS. And now, with the *Version 2.1* update, it is even better. While the changes and improvements to the board are numerous, several are particularly outstanding. It is now possible to send ANSI escape sequences (like those used on some PC BBSs) to enable color, cursor, and attribute control. Not only are these sequences sent to the user's system, they are performed on the local CoCo 3 screen! You can move the cursor up, down, left, or right a specified number of lines or columns to a particular screen location. You can also clear text from the cursor to the start or end of the screen. Underlining can be turned on or off, as can blinking. The foreground and background colors can be changed. Many

CEBBS is a full-featured, flexible, user-friendly BBS. And now, with the Version 2.1 update, it is even better.

other cursor-control sequences are provided. ANSI graphics are really fun and make the package more colorful and exciting.

The upload and download functions have been greatly expanded. They now feature Xmodem and Ymodem (Checksum or CRC) and ASCII file transfers. Getting around in the file transfer section and finding desired files has also been improved, including provision for keyword searches. The file-

transfer section is now full-featured and quite sophisticated.

CEBBS now supports XON/XOFF (CTRL-S and CTRL-Q) flow control at any time, which allows users to pause and then resume output. The message section has also been improved to give users post-only or read-only access to a message base.

The disk comes with four programs to be used by those purchasing CEBBS 2.1 as an upgrade to an earlier CEBBS system. These files will change the old user log, message base, quotes, and download descriptions files for compatibility with the new format.

Other changes throughout the system make this great BBS package even better. Many of these changes are the direct result of user suggestions. Kevin Berner, the program's author, has his finger on the pulse of the owners and users of CEBBS, and is receptive to their ideas. Almost all of the complaints from my first review have been addressed. Kevin has shown that he plans to continue his support of and improvements to CEBBS. When I spoke with him recently, he said he has developed a games pack for use with the system. It contains several games and other programs, such as a voting booth.

If you are interested in starting a BBS using your CoCo 3, or have an earlier

version of CEBBS, you should seriously consider CEBBS 2.1. Its power, flexibility and support put it in a class by itself.

(KB Enterprises, 435 Brightwaters Drive, Cocoa Beach, FL 32931; 407-799-3253; \$49.95, or \$8.95 to upgrade from an earlier version of CEBBS, plus \$3 S/H)

— Michael Toepke

Game CoCo 3

Rampage

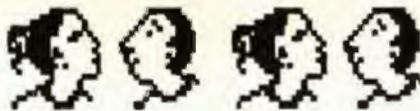
While many video games put you in control of a very sophisticated piece of equipment designed to battle evil foes, Rampage puts you on the other side of the fray. In this game, a Tandy ROM Pak by Activision, you are the ugly monster, and you are the one being shot. Soldiers, tanks and helicopters all blast away while you storm through city after city pulverizing buildings with your massive fists. Along the way you can eat nearly everything in sight (monsters have appetites, too, you know), including many different items found in punched-out walls. Some of the items

increase your energy while others have the opposite effect. It takes some practice before you can tell which ones do which.



Getting started with Rampage is quick and easy. The program asks whether or not you have an RGB monitor and how many people are playing (up to three can compete using two joysticks and the keyboard). Each player is allowed to choose which of the three different monsters he wants to control. Once that is out of the way, the game begins.

Each city consists of one screen containing three to six buildings. Once you succeed in demolishing each building, a news flash appears on the screen announcing your next target. There are over 100 cities to wreck, many of which can be smashed



EVERYONE'S TALKING ABOUT...

DUAL HI-RES JOYSTICK ADAPTER
Colorware Hi-Res Tandy Hi + Low
Res, cassette jack \$40

HI & LO-RES JOYSTICK ADAPTER
Tandy Hi + Lo-Res \$27

HAWKSoft keyboard cable \$25

DOMINATION war game \$18

MYDOS extended DOS for you! \$15

HAWKSoft

P.O. Box 7112 Elgin, IL 60121
(708) 742-3084 eves and ends

SASE for more info and price list.

S/H (US & CAN) always included

M.O. Check C.O.D. no credit cards

1 year warranty on ALL hardware !!

Alpha Software Technologies

DATA WINDOWS
IT'S HERE!!!! The package that all COCO owners have been looking for. Finally a complete comprehensive database system for the COCO. Full database support includes user definable fields, multiple key fields, automatic sorting (by key fields), fast searching, browsing, user definable editing, user definable windows (database views), import/export/merge capability, cut/copy/paste, and even full report generation and mailing label facilities. Makes full use of Multi-Vue, but does not require it to run! Multi-Vue type interface makes it easy to use! This will quickly become the standard for OS9 database use! 512k OS9 Level II Required \$59.95

DISK MANAGER TREE
This versatile utility makes your OS9 life a breeze! No more fighting with complex directory structures! No more searching for files and typing long path names! Everything is displayed using windows! Allows you to change, create, and delete directories with single keystrokes. Also allows you to copy, view and delete files just as easily! A must for any OS9 user. 512k OS9 Level II Required \$29.95

LEVEL II TOOLS
Without the right tools OS9 is difficult... These ARE the right tools! With these great utilities anyone can use OS9 like a pro! Complete wildcard, tree and windowing commands make OS9 easy to use! If you want to start using OS9, this is what you need! If you already use OS9, these tools will save you hours of time and headaches! 25 great utilities. OS9 Level II Required \$24.95

WARP - ONE
Finally, a complete OS9 Level II windowing terminal program. Many features include Auto-dial & Macro, X & Y modem, ANSI graphics, buffer capture, on line timer, chat mode, windows, and much, much, more! Perfect for any BBS user! More power than you'll ever need! 512k OS9 Level II & RS-232 (or COMM-4) Pak Required \$34.95

COMM-4
ATTENTION!!! Alpha Software Technologies has teamed up with Coco devices to bring you the incredible COMM-4 port 4 ports in one slot! That's right, up to 4 users at one time! Special patented IRQ line helps to prevent lockups! External IRQ line allows you to connect to an IRQ back slot. Totally compatible 485 technology, no special drivers needed! Comes complete with networking software that allows multiple computers to share peripherals! A must for any BBS user! A perfect match for OS9 Level II BBS COCO 3 Required \$124.95

PRESTO - PARTNER
This is what you have been waiting for! Finally RAM-Resident software for your COCO 3! Runs in the background while you do other work! Includes a note-pad that does automatic number calculations, a calendar with alarm, a phone book that can auto-dial your phone, a real time clock and much, much, more! This program will organize your entire life! 512k OS9 Level II Required (Hayes compatible modem required for auto-dial) \$29.95

OS9 LEVEL II BBS RELEASE 3.0
System comes complete and ready to run. Use the built in menus or create your own. Run your own programs or games on-line! Complete message system included. File transfer system supports Xmodem and Ymodem plus automatic validation with keyword searching! Even comes with its own terminal program free! Now includes ANSI graphics menus and editor! See board while it runs! For a DEMO call (504)649-5761 (312/2400 Baud). Galactic Conflict game also included! 512k OS9 Level II and RS-232 (or COMM-4) pak required \$29.95

THE ZAPPER
This wonderful utility allows you to patch anything! Patch commands directly on disk and fix CRCs automatically! Patch the OS9 Boot file! Save lost files! Fix crashed disks! One use of this program could be worth the price! 64k OS9 Level I or II required \$19.95

MULTI - MENU
This great Multi-Vue utility allows you to easily create your own pop-down menus! No programming experience is required, because no programming is done! You will be able to run any OS9 command or program from a menu! Menu creation is super simple, super easy. Actually see the menu as it develops. A must for Multi-Vue users! Makes use of Multi-Vue software run under Multi-Vue! 512k OS9 Level II & Multi-Vue Required, \$19.95

Alpha Software Technologies
(504) 649-5761 (voice) 210 Bluefield Dr., Slidell, LA 70458 (504) 649-5761 (BBS)
Please add \$3.00 Shipping & Handling. COC Order \$2.50 Extra

Protect and highlight your important magazine collection with sturdy RAINBOW binders



Distinctive, Durable RAINBOW Binders

THE RAINBOW is a vital resource to be referred to again and again. Keep your copies of THE RAINBOW safe in our quality, distinctive binders that provide complete protection.

These attractive red vinyl binders showcase your collection and ensure your RAINBOWS are in mint condition for future use. Each binder is richly embossed with the magazine's name in gold on the front and spine. They make a handsome addition to any room.

Put an End to Clutter

Organize your workspace with these tasteful binders. Spend more time with your CoCo and eliminate those frustrating searches for misplaced magazines.

A set of two binders, which holds a full 12 issues of THE RAINBOW, is only \$13.50 (plus \$2.50 shipping and handling).

Special Discounts on Past Issues

To help you complete your collection of THE RAINBOW, we're offering a special discount on past issues of the magazine.

When you place an order for six or more back issues of THE RAINBOW at the same time you order binders, you are entitled to \$1 off the regular back issue price. To order, please see the "Back Issue Information" page in this issue.

Know Where to Look

You may purchase the "Official And Compleat Index To THE RAINBOW" for \$1 when you purchase a set of binders. This comprehensive index of RAINBOW's first three years (July 1981 through July 1984) is usually priced at \$2.50.

For greater convenience, order RAINBOW Binders through the shopping area of the CoCo SIG of Deiph!

_____ YES. Please send me _____ set(s) of RAINBOW binders

Take advantage of these special offers with your binder purchase:

_____ Save \$1 off the single issue cover price for back issues. Minimum order of 6 magazines. Please enclose a back issue order form from a recent issue indicating magazines wanted.

_____ Purchase the "Official and Compleat Index to THE RAINBOW" for \$1. (Regular price \$2.50.)

(These offers good only with the purchase of a RAINBOW binder set)

Name _____

Address _____

City _____ State _____ ZIP _____

My check in the amount of _____ is enclosed. (In order to hold down costs, we do not bill.)

Charge to: VISA MasterCard American Express

Account Number _____ Expiration Date _____

Signature _____

Mail to: Rainbow Binders, The Falsoft Building, P.O. Box 385, Prospect, KY 40059.

Binders are \$13.50 per two-binder set plus \$2.50 shipping and handling. If your order is to be sent via U.S. mail to a post office box or foreign country, please add \$2. Kentucky residents add 5% sales tax. U.S. currency only, please. In order to hold down non-editorial costs, we do not bill.

For credit card orders call (800) 847-0309, 8 a.m. to 5 p.m. EST

All other inquiries call (502) 228-4492.

more than once. This should keep even the most devastating monsters busy for hours.

Rampage is a very faithful adaptation of the arcade game of the same name. The graphics and sound effects are quite satisfactory, and the feel of the game is accurately captured for the small screen. As with many of the current generation of multiplayer arcade games, *Rampage* allows additional players to jump in while the game is in progress. Although in the arcade version this feature is obviously a fiendish plot designed to solicit more quarters, I have always liked this feature, and it works well in the CoCo version.

Several characteristics of *Rampage* are less than exciting. First among these is that the sluggish nature of the arcade game is recreated in the CoCo version. The monsters move, punch and jump at an annoyingly slow pace. Helicopters and tanks crawl across the screen. Each city occupies a single screen, which makes the display seem stationary. I see no discernable difference between one city and the next. This means that your hand-eye coordination can be left in your hip pocket. A slow-paced game that requires careful thought and strategy is fine. Unfortunately, *Rampage* has no such requirement. The only thought required is trying to decide what to eat and

what not to eat as you are punching at walls.

Game control is another problem. Although the joysticks respond adequately, the game does not work with standard joysticks. Only the deluxe model can be used with the game. The keyboard controls respond well, but there is little rationale for which keys are used. The game's design is not an efficient one. To further complicate the situation, the instruction manual is not correct.

A game that lacks speed and strategy can still survive if it has personality or intrigue. The universe being saved from an evil empire. A kidnapped king rescued from the hands of kung fu masters. Something. Anything. The *Rampage* manual asks, "What's the point?" The answer is that the purpose of all this wanton destruction is to get points. For some people that may be enough. After playing the game, however, I felt as though I had accomplished nothing except having wasted some time.

I worried that maybe I had just gotten old, so I coerced my 8-year-old video game-master son to join me for a few games. He has on occasion been known to sink quite a pocketful of quarters into the arcade version of *Rampage*. He was bored after two games. Instead, he went to his room and watched his plants grow. I was unable to

talk him into playing another game. I think this is a sufficient summary of the program.

(Activision, dist. by Tandy Corporation, 1700 One Tandy Center, Fort Worth, TX 76102; available in Radio Shack stores nationwide, Cat. No. 26-3174; \$34.95)

— Jim K. Issel

Communications

OS-9 Level II

The Wiz

One of the most popular types of software is the communications or terminal program. While there have been numerous terminal programs written for the CoCo under Disk BASIC, there have been few for OS-9. In fact, most of the OS-9 terminal packages are in the public domain, and I must admit that some of the more recent ones are quite good.

One of the first commercial programs written for OS-9 Level II, and which makes use of the windowing environment, is *The Wiz*. The program, written by William Brady and distributed by Frank Hogg Laboratories, was first available soon after Tandy introduced OS-9 Level II.

Novices Niche

Utility

4K

Peeking at 135 by Keiran Kenny

When you press a key on the keyboard, the ASCII (or CHR\$) value of that key is poked into memory position 135 and remains there until you press another key. Try this shortie:

```
10 PRINT CHR$(PEEK(135));:GOTO10
```

A simple press on a key will have CoCo printing that key repeatedly until you press another key.

PEEK(135) can be substituted for an INKEY\$ entry in programs where you do not want to pause the action while the program waits for a keypress. In this program, CHR\$(159) keeps flicking on

and off. While it is running, press a key (1-9) to GOSUB 100 (or whatever) and return without noticeably delaying the execution of the program. The entry POKE(135),0 in Line 50 restores its normal value to memory position 135. Otherwise Line 40 keeps repeating until you press another key.

I used PEEK(135) in my programs *Peekasso Prints* (Jan. '87) and *Mirror Image* (Oct. '87). In these programs, a single keypress sets a graphics trace moving in a chosen direction. It will continue moving in that direction until you press another key to stop or change direction.

The Listing: PEEK135

```
0 'COPYRIGHT 1990 FALSOFT, INC.  
1 'PEEK(135)' by Keiran Kenny,  
  Sydney, 1988.  
10 CLS  
20 PRINT@144,CHR$(159)  
30 IFPEEK(135)>48ANDPEEK(135)<58  
  THENP=PEEK(135)-48:PRINT@204,"SU  
  B. ";ELSE60  
40 ONP GOSUB100,200,300,400,500,  
  600,700,800,900  
50 POKE135,0  
60 PRINT@144,CHR$(143)  
70 GOTO20  
100 PRINT"100":RETURN  
200 PRINT"200":RETURN  
300 PRINT"300":RETURN  
400 PRINT"400":RETURN  
500 PRINT"500":RETURN  
600 PRINT"600":RETURN  
700 PRINT"600":RETURN  
800 PRINT"800":RETURN  
900 PRINT"900":RETURN
```

To use *The Wiz*, you need a 512K CoCo 3, OS-9 Level II with BASIC09 and an RS-232 Pak or other 6551 ACIA hardware. If you use the RS-232 Pak with a Multi-Pak Interface, you should have the PAL upgrade.

Unlike most other terminal programs, installation of *The Wiz* is not straightforward. The program comes with its own device driver and descriptor that optimize the CoCo operating as a terminal. This necessitates the creation of a new boot disk. For an OS-9 hacker this is no big deal, but I know many people who don't like to fool around with making a new boot disk, especially with the so-called boot problems. I strongly recommend the program *Ez-Gen* from Burke and Burke for any type of boot modifications (Note: *Ez-Gen* is not required for the installation of *The Wiz*'s device driver and descriptor.)

If you follow the OS-9 manual, you can prepare the new boot using OS9Gen. *Ez-Gen* simplifies the process. Using *Ez-Gen*, I added the driver and descriptor to my current boot disk. I kept the original Tandy #2 device descriptor and ACTAPAK device driver so I could continue to use other terminal software.

After rebooting the CoCo with the new boot disk, I moved *The Wiz*'s software modules to my current execution directory, /h0/APPL. The manual describes the various modules that must be in memory; but I won't get into all of that. I should note, however, that most of *The Wiz* is written in BASIC09; therefore, you will need to have *runb* in memory.

Now, before anyone gets bent out of shape because *The Wiz* is written in BASIC, let me assure you that this is not a problem. There are several machine language modules that take care of the parts where speed is important. I have run *The Wiz* at 1200 baud with absolutely no problems. According to the author, it can be run at much higher speeds (up to 19200 baud; it has been successfully run at 4800 although data throughput tops out at approximately 1800 baud with no problems.)

So what are some of the features of *The Wiz*? There are many, but I've listed those I feel are most important:

- Autologging — uses a Tandy Model 100 approach
- Colors, fonts, boldface and proportional print are all configurable
- Xmodem and Kermit for file transfer (a public domain version of Kermit is provided and easily run from *The Wiz*)
- User definable BREAK key
- Conference mode
- Usage log
- Download to disk
- Redisplay of last 2048 characters received

- Dedicated device driver optimized for the CoCo 3 when operated as a terminal
- VT-52 emulation
- All standard handshaking modes are supported

As you can see, *The Wiz* is a full-featured terminal package that provides the average user with very good capability. With the autologging capability, you can customize *The Wiz* so it automatically logs onto a system such as CompuServe or Delphi. These customization files are kept in the /dd/COM directory and can easily be prepared with a text editor.

Earlier versions of *The Wiz* were provided with a program called *NewHost*, which generates the configuration file. According to the author, the configuration file is no longer provided. Having seen *NewHost*, however, I think it is a mistake not to include this program in the package and strongly encourage Frank Hogg Labs to do so with any future versions of *The Wiz*.

While reviewing *The Wiz*, I tested the program on several systems including CompuServe, a PC-operated bulletin board (TBBS), an IBM mainframe and an SCO Xenix system. Operation on all of these systems is smooth and free of problems with the exception of the Xenix system.

Because *The Wiz* supports VT-52 emulation, I set the Xenix system for this; however, I had very poor success, as indicated by all kinds of extraneous control characters on the screen. I have tried a number of CoCo terminal programs that claim to support VT-52 or VT-100 emulation; none of them have been successful. I suspect that this may ultimately be a problem with the CoCo. In any case, I would not recommend *The Wiz* for use with a UNIX/Xenix system. For all the other systems, however, operation is excellent.

I noted at the beginning of this review that *The Wiz* makes ample use of the OS-9 windowing system. The screen is divided into essentially three windows: a one-line window at the top of the screen is a status bar; another one-line window at the bottom of the screen is used for error messages, events and conference mode; and the main window in the middle (22 lines) is used for display with the system being contacted. As is appropriate, there are several overlay windows used as menu and dialog windows. While all of this may sound confusing, let me assure you that windowing gives *The Wiz* a professional appearance.

If you follow THE RAINBOW, you will note that *The Wiz* is on sale with a copy of *WizPro* included. *WizPro* is a shareware terminal package that has been available for quite a while. While this may sound like a good deal, there is a problem — no

documentation is provided on paper or in electronic form. In other words, there are no manual or document files on the disk.

I noted this to Frank Hogg Labs, and they informed me that they simply provide the disk but do not support *WizPro*. They indicated that they will inform the author and are surprised that no documentation is available. The bottom line is that you get a second terminal program included with *The Wiz*, but it is essentially useless since documentation is not provided.

Overall, I am very impressed with *The Wiz*. It is easy-to-use, except for creating a new boot disk. The documentation is excellent as is the performance. Since the price has been lowered and *WizPro* has been included (for what it is worth), it is a pretty good deal.

(Frank Hogg Laboratory, 770 James Street, Syracuse, NY 13203; 315-474-8225; \$59.95)

— Donald Dollberg

Game CoCo 1, 2 & 3

Grafix Disk Package

One of the first things that interested me in the CoCo was its potential for excellent graphics. If you have been around the CoCo community for any time at all, you have noticed that there is a great deal of interest in the graphics capabilities of this fine little machine.



T&D Software is a company that has assembled a series of disk packages that contain a wealth of pictures to view on your 32K CoCo with a disk drive. There are three packages of 10 disks, each covering an array of subjects. Some of the subjects include clip art, space pictures, animals, cars, buildings, celebrities, cartoon characters and R-rated images.

I had a chance to preview the disks. And after looking at the first disk, I couldn't wait to see the next one. Set 1 contains all sorts of clip art sketches, space pictures and

New Star 24-Pin 240 cps Printer!



**24 Wire Color
Printing!**

MULTI-FONT PRINTER XB-2410

A professional 240 cps 24 wire color printer system. With 15 LQ tpestyles and 2 Super Letter Quality styles, built in micro justification and letter shadowing - color desktop publishing can be done with a simple word processor. 11 color graphics modes. Absolutely hundreds, possibly thousands, of output combinations. Star's best dot matrix printer ready to go for you CoCo 1, 2 or 3.

XB-2410 SYSTEM INCLUDES:

- XB-2410 Printer
- Color Upgrade Kit
- Blue Streak Ultima
- Software Support Trio**

\$499⁹⁵

+ \$15 Shipping
& Insurance

COMPLETE

XB-2415 SYSTEM

- Same as above only
with a 15" wide carriage

\$699⁹⁵

+ \$20 Shipping
& Insurance

COMPLETE

All Dayton Associate's products have a 30 day moneyback guarantee. All printer systems are "Plug 'n' Go for the CoCo".

**The Software Support Trio

A Dayton Associates exclusive that comes with any printer purchase. It consists of a CoCo Installation Tutorial, a CoCo Graphics Screen Color Dump Utilities and a Control Code Tutorial. Provided to help you get the most out of your system!

NX-1000 RAINBOW

The NX-1000 gives you plenty of print options for attractive printing. Four tpestyles. Four pitch sizes, in standard and italics for a total of 32 NLQ modes. The NX-1000 Rainbow gives you all these features plus online access to 7 color printing and graphics. Black, blue, red, yellow, green, violet, and orange. Both models have a 1 year warranty.

**7 Color
Printer!***



NX-1000II SPECS: 180 cps Draft, 42 cps NLQ (18 x 23 dot matrix), 4 NLO Fonts, Italics, Sub & Superscripts, Emphasized, Doublestrike, Proportional, Condensed, International, Downloadable, Quad Tail, Double Tail, Underline, 9+ Pitches, Forward and Reverse n/216" Line Feeds, Absolute or Relative Vert. & Horiz. Tabs, Left, Center or Right Justification, 8 Graphics Modes to 1920 dpi, Macro Instruction, Bidirection, Adjustable Tractor Feed, 200+ Printable Characters, Semi Auto Sheet Feed, Front Panel Soft Touch Control, Epson and IBM Emulate, 4k Data Buffer, Hex Dump. NX-1000 Rainbow: 144 cps Draft, 36 cps NLQ, rest same as NX-1000II plus color.

*NX-1000 RAINBOW SYSTEM

INCLUDES:

- Star NX-1000 Colour Printer
- Blue Streak Ultima
- Software Trio*
- Color Super Gemprint

\$259⁹⁵

+ \$10 Shipping

COMPLETE

NX-1000II SYSTEM INCLUDES:

- Star NX-1000II Printer
- Blue Streak Ultima
- Software Support Trio*

\$199⁹⁵

+ \$10 Shipping

COMPLETE

**The Smallest, Sleekest,
Fastest Serial To Parallel
Converter You Can Buy!**

7 Switchable Baud Rates

300 • 600 • 1200 • 2400 • 4800 •
9600 • 19200

Use this "smart" cable to connect a Centronics parallel printer to any version CoCo or use it to improve performance of your current printer. The cables are long-life, high quality shielded cables with moulded plugs for extra durability.

The Blue Streak Ultima

Powered version
add \$6.00.

\$39⁹⁵

+ \$2 Shipping



FREE

with purchase of any
NX-1000 or
XB-2410 System

Order Your System Today... Call (513) 885-5999

DAYTON ASSOCIATES of W.R. Hall, INC.
9644 Quailwood Trail • Spring Valley, Ohio 45370

Shipping charges to Canada, P.R., HI, AK, APO, FPO are double. Triple charge to all other countries.

Visa & Master accepted within
the continental U.S.
Ohio residents add 6.5% sales tax
COD add \$3.00

animals. Set 2 contains digitized photos of well-known celebrities like Brooke Shields and Johnny Carson. It also contains other graphics that show off your CoCo. For example, a waterfall that drives a waterwheel in a rather interesting way. Set 3 contains material of an adult theme. Each digitized picture is R-rated and shows beautiful women in various stages of undress.

Each disk package has its own viewing program, but you can use almost any that are compatible with MAC pictures. The disk also has a graphics editor called MACPAINT that can be used to edit the various pictures for your own use. A joystick is needed to run both the VIEW and MACPAINT programs. The program also supports printing to make hard copies of your favorite pictures.

I was impressed with the extreme diversity of the disk packages I received for this review. These packages do not contain plain and simple graphics. Instead, they are very detailed and colorful images that should satisfy even the highest degree of graphics fever.

(T&D Subscription Software, 2490 Miles Standish Dr., Holland, MI 49423; 616-399-9648; \$35 for each set)

—Jerry Semones

Game	CoCo 3
------	--------

Firespire

Firespire is a one-player arcade Adventure game for the CoCo 3 that requires a disk drive and a joystick, preferably the self-centering type. For those not familiar with arcade Adventures, these games combine the quick reflexes needed in arcade games and the cunning, mental prowess required to navigate through a maze.



As a gnome named Tal Hilar, you are sent on a quest to find the Firespire, a gnome weapon lost during the fierce Troll

wars. Despite being armed with an energy-charged sword capable of disposing of any creature found in this world, it is not an easy task.

There are four distinct areas or worlds: the outer surface, halls and passages within monuments, rocks and pilings of the moat

***F*irespire is a fun game that will hold your interest for hours.**

and an underwater lair. Each area has special hazards of its own. Death birds dive at you on the outside, huge jellyfish-like creatures charge at you in the halls and passages, and poisonous bubbles rise from the moat. Just the mere touch of any of these is fatal. Fortunately, you have three lives and one *continue*. A *continue* lets you continue the game from the point where you lost your last life. Your score reverts to zero, but you can go on with another three lives and see what lies beyond without having to start from the very beginning. A nice touch.

In your travels you find jewels, keys and icons that let you make super-jumps. The jewels and keys may be exchanged at your discretion for extra lives or continues. Three jewels may be traded for one extra life, while six jewels or one key gives you an additional *continue*.

Movement is accomplished by using the joystick, but you must stay on the platforms scattered throughout each screen. You may walk or jump from platform to platform; if you fall, you can steer your descent so that you land on another platform.

Keep in mind, however, that each area has creatures that try to impede your progress. These creatures can be killed by zapping them with your energy sword, which is activated by the joystick button. Should you miss a platform and fall to the bottom or if a creature touches you, one life is forfeited.

Each screen also has one or more windows — little white squares — that allow access to other areas. The problem is that only a few of these windows are entrances, and some need to be unlocked before passage to another area is possible. Since the only way to reach a window is to jump and fall into it, you lose many lives trying to determine which are entrances and which are not. It is advisable to map or keep track of the various windows. To get those easily frustrated persons started, the middle window on the second screen to the right leads to the inside of a monument.

The game comes with a four-page set of instructions that adequately covers all you need to know for survival. The graphics screens are not very detailed but are colorful, clear and crisp. By pressing the space bar, you get a status report screen that shows your current power, score, remaining lives, jumping ability, inventory and location. It can also be used as a pause feature or as a quick escape when you are about to be done in by those nasty creatures that never leave you in peace. Since the game is not timed, you can leisurely explore and map out each area as you travel through it.

There is one minor negative point — when you move from one screen to the next, the screen goes blank and you must wait a few seconds before the next screen appears. While this may be a bit annoying to the seasoned arcade player, the adventurer may welcome the chance to catch his breath. If you have a 512K CoCo, however, you can backup the disk to a RAM disk that speeds up the game.

All in all, *Firespire* is a fun game that will hold your interest for hours.

(SPORTSware, 1251 South Reynolds Road, Suite 414, Toledo, OH 43615; 419-389-1515; \$21, introductory price)

— George Aftamonow

Game	CoCo 3
------	--------

Sprite-BASIC

According to the dictionary a sprite is a fairy, ghost or goblin; an apparition that moves freely around and through solid objects. The computer world defines a sprite as a graphics object that can freely move around the screen without affecting the background picture. We've all seen sprites in games such as *PacMan*. Those pesky little ghosts and *PacMan* himself are sprites.

Wouldn't it be great to create sprites for your program? Wouldn't it be even greater

to have them move smoothly without flickering? And wouldn't it be amazing to be able to do this from BASIC without having to study a manual as thick as the local phone directory? If you answered yes to any of these questions then fire up the CoCo 3 and get ready because here comes *Sprite-BASIC* from Supersoft, Inc.

Sprite-BASIC does its magic on HSCREEN2 of any CoCo 3. HSCREEN2 was selected because it is the only Hi-Res screen that allows the use of all 16 palettes at once. You may choose your 16 colors from the 64 that are available. Create any graphics object you choose, up to 30 pixels by 20 pixels and, presto, a sprite is born. And you can use animated sprites if you build the background using *CoCo Max III* and palette switching.

Creation of the sprite is limited only by your imagination and is as easy as point and shoot. Or in this case, point and click. All you need is a mouse or joystick, a Hi-Res interface and your disk drive. You are then ready to create your first sprite.

To choose the color palettes, click on Colors on the menu bar. For convenience, all 64 colors are displayed on the screen at once. This is much easier than scrolling through all 64 colors to find the right one.

When you click on Sprites a sub-menu

will drop down. Next click on Edit. Now you must decide the size of your sprite. It can be any size up to 30 by 20 pixels. Once your choice is made, you are ready to



create. A grid appears and you can begin creating your sprite one pixel at a time. The grid is an option that I feel makes it much easier to see what is happening. It is an oversized version of your sprite with the limits of each pixel clearly shown. A normal size version of the sprite is simultaneously shown in the upper left corner of the screen. Any or all of the 16 palettes can be used for your sprite — you select another color with a simple point and click.

When your artwork is finished simply click on Save and name your sprite. Your work is saved to disk. If you want to change

the sprite, simply click on Load and the sprite is loaded from disk for editing.

Now is when the real fun begins. Once you have created and saved your sprites, you are ready to compile up to nine of them for use in your own programs.

To enter the compiler either click on Compiler from the sprite editor or LOADM "COMPILER" from BASIC. Select the sprites you want to use in your program. If you've forgotten their names, use the DIR command. Insert a disk and press ENTER. Your file is compiled. There are now 18 new, easily understood and remembered commands at your disposal for moving the sprites around your graphics display.

These new commands offer a myriad of possible uses. With them you can turn any compiled sprite on or off; move it up, down, left, right, or at angles; change horizontal and vertical speed; stop them; move them to new locations; pass them in front of or behind other objects; and even tell when they collide.

Did I mention the RAM disk? I didn't? Sorry! If you have 512K and Disk BASIC 2.1, the sprite editor automatically installs a RAM disk for your use. To turn on the RAM disk click on Ramdisk at the main screen. The RAM disk is also available from *Sprite-BASIC*.



SUB-ETHA SOFTWARE

* MultiBasic *

More Memory for Basic without Learning New Commands!

Ever wonder why, with a 128K or 512K CoCo 3 you cannot even use 32K under RS-Dos? Well, now there's MultiBasic, making possible without adding ANY commands the use of your CoCo 3's "hidden" memory by Basic. Have several programs loaded in memory at once able to call subroutines from each other. Move between programs and load other programs from disk without variable loss or interruption of program flow. A "must-have" utility for Basic programmers!

INTRODUCTORY PRICE.....\$24.95

* Shadow BBS *

Complete RS-Dos BBS with Low Hardware Requirements!

Finally, an RS-Dos CoCo 3 BBS with power, speed, and flair! Uses RS232 Pak OR serial port! Features include ANSI, X/Y Modem file transfers, 28 line 40/80 column support, 240 byte on-screen status window, software clock, up to 255 independently numbered message areas, borderlines (quotes), one-line discussions, surveys, automessage, doors to external programs, user profiles, full SysOp utilities, and much, much more! And unlike most BBS's you've seen, no hard drive, RS232 Pak, or memory upgrade is required! Shadow BBS will run on a 128K CoCo 3 with one disk drive and a modem, yet it is capable of taking advantage of all the hardware your system includes. A full appreciation of Shadow BBS comes not, however, from its many features or its low hardware requirements, but from the flair and smoothness of the program itself. We want you to see what this incredible BBS can do. Call the Shadow's Realm, the official Shadow BBS HQ System, at (409) 63-REALM (300/1200 Baud, 24 Hrs.) and see for yourself!

INTRODUCTORY PRICE.....\$34.95

Sub-Etha Software
P.O. Box 152442
Lufkin, Texas 75915
(409) 639-ETHA [3842]

Call or Write for Information!
Add \$2.50 S&H and \$3.50 C.O.D.
Texas residents add 8.25% tax.
"Don't Panic — We ship Fast!"

* EXTENDED * ADOS-3

* Built-in RAMdisk * Point-and-pick file select menu *

Not a new version of ADOS-3, but a new product that shares space with ADOS-3 in a 16K EPROM. Arrow-key selection of files to execute, LOAD, COPY, KILL or SCAN. The BACKUP command is doubled in speed for full disks, proportionately faster for partly full disks. (BACKUPs to or from the RAMdisk typically take 5 to 20 sec.) • BACKUP-with-format • Wild-card COPY and KILL, with optional prompting for individual files • Date (or date/time with hardware clock) displayed for files in the directory, printed on LISTINGS • Key repeat • Block move/copy of BASIC program lines • Text screen printer dump • Auto-reboot of a BASIC program or the DOS command • Parallel printing • Read/write/format 35/40 tracks on 80-track drives • Supports 3 double-sided drives plus 2 RAMdrives • Allows different numbers of tracks on different drives • Shares the original's excellent compatibility with commercial software. For 128K CoCo 3 with ADOS-3 (RAMdisk use requires 512K) Includes information on having an EPROM burned (cost is \$15) after configuring Extended ADOS-3. Disk. \$39.95. Extended ADOS-3 plus ADOS-3 \$64.95. Driver for Disto real-time clock. \$5. Adapter for controllers lacking 28-pin socket. \$10. SmartWatch real-time clock (Tandy 25-1033 equiv.) \$35 (Drivers for Ext. ADOS-3 and OS-9 included, usable in 28-pin socketed controllers or in Rompack, \$10).

"...will blow your socks off...impossible to give Extended ADOS-3 anything other than a rave review." — Rainbow, October 1989.

"Flawless, compatible operation with just about everything under the sun...by far the most USEFUL product ever devised for the Color Computer." — CoCo Clipboard, Sept/Oct 1989.

ADOS-3 (reviewed July 1987)
Customize default startup message, colors, screen width, baud rate, step rates, processor speed, number of tracks (35, 40 or 80). Disk I/O and printing are reliable at double CPU speed. Extra commands such as FAST, SLOW, AUTO, RUNM, SCAN, CAT, PRT ON/OFF. Keystroke macros, arrow-key scroll through BASIC programs, edit/repeat of last command, auto-edit of error line, ML monitor, lots more. Usable as a disk utility or in EPROM. 128K CoCo 3. EPROM-burning (cost is \$15-20) information provided. Disk. \$34.95. ADOS for CoCo 1 and 2 Disk. \$27.95.

FOROS-9: SmartWatch real-time clock with driver \$30.00; in Rompack, \$40.00.

SPECTROSYSTEMS



11111 N. Kendall Dr.
Suite A106
Miami, FL 33176
(305) 274-3899

PLEASE ADD \$2 S-HIPPING • NO DELAY ON PERSONAL CHECKS
WE CANNOT ACCEPT CREDIT CARDS

The program comes with demos and 15 pages of clear, easily understood, step-by-step instructions that will have you creating your own sprites within 10 minutes. Really, that's all it takes.

You will be astonished at what can be done from BASIC, or should I say *Sprite-BASIC*. At \$44.95 it is a genuine steal. It adds commands and capabilities to the CoCo 3 that should have been there all along.

(Supersoft, Inc., 363 Oakwood Ave., Jackson, MI 49203; 517-787-3610; \$44.95 plus \$2.50 S/H)

— Randy Cassel

Utility

OS-9 Level II

Labelbase

There are many programs that allow you to print labels. Some are written to print only one type of label, such as address labels. With *Labelbase* you can print labels for addresses, disks, cassettes, VCR tapes — virtually any type of label up to a maximum size of 5½ inches long by eight inches wide. You can also use the program to print letterheads, invitations, Rolodex cards and envelopes.

This program provides an area for 10 of your printer's format codes so you can later imbed these within a label. This feature allows you to print your labels using many different fonts no matter which printer you own.

Labelbase requires a CoCo 3, OS-9 Level II and a printer. The program displays correctly only with an 80-column screen. This program is very easy to use. I had it running in about five minutes.

From the main menu, there are many options available. You can view the contents of your present working directory. You can also start, load or edit an address file that can later be used to print address labels, envelopes, etc. Other options allow you to enter printer codes used by your printer or take you to the label menu.

After you have initiated an address file, you can edit or enter text according to the fields already set up for you. The fields that can be used for a label include first and last name, street address, city and state, ZIP codes using five or nine digits, country, telephone numbers including area codes and birth dates. There is even a field for query entries.

Within the edit menu are three different ways to view or edit the address records. You can start at the beginning of the file and

move forward or backward through the address records. You can choose to start at a certain record by entering its number, or you can search the entire file for records containing certain characters within one of the fields.

If you choose the search option, the program finds and displays the first record containing the parameters you have en-

With *Labelbase* you can print labels for addresses, disks, cassettes, VCR tapes — virtually any type of label up to a maximum size of 5½ inches long by eight inches wide.

tered. You can then quit the search or continue searching through the entire file for any address records that contain the characters you are looking for.

You cannot change the names of the fields within the address records. But there is no reason not to enter other data in a field, even if the data does not match the field name. For example, in place of a person's name you could enter the name of a disk, tape or other such data and then use the file to print that kind of label.

When you exit the edit menu, the address file is automatically saved to your current working directory. You can either make many different address files or one long file containing many addresses.

Configuring the program for your printer is very easy providing you know some of the function codes for your printer. Choosing the Configure option results in a screen display where you can enter codes that turn on and off ten different fonts or other functions used by your printer. These function codes are automatically saved to a file within the current working directory so they will be available the next time you use *Labelbase*. You can skip all this and use the default settings for your printer. These codes can later be embedded within a label defi-

nition, giving you a way to have different print styles on a label.

When you are ready to print a label you must go to the Label menu. The first thing I did was use the Configuration option, telling the program which size label I was going to be using. The maximum settings allow you to print letterheads since 80 characters will fit on a line when using Pica, which prints at 10 characters per inch.

After setting the size of the label, you are ready to edit the label. The edit screen has a handy font guide in the upper right corner that shows you how many characters at 10, 12 and 17 characters per inch fit on each line of the label you are editing. This guide and the display showing where the cursor is currently located in terms of which row and column helps you keep your text within the present label boundaries. Not only can you enter the text you want printed on a label, but you can get a little fancy by imbedding the previously configured function codes within the text. Also if you are printing address labels, envelopes or letterheads, you can merge any of the fields from the address records into the label. Then when you print the labels the program opens the address file you have loaded and prints the data contained within that field onto the label where you have merged the field.

Once you have a label looking the way you want, you can save that label definition or configuration to disk so you can load it later, saving you the trouble of entering it all over again.

When you are ready to print some labels, you are presented with some very nice ways to print it. You can choose to test print a label where only one label is printed so you can see if it prints the way you want. You can also choose to print many labels using data from an address file. If you use an address file, you can print the entire address file onto labels or select only certain labels to print using a procedure similar to the Search option on the Edit menu — only records that contain certain characters in a specified field will be printed. You are also provided the opportunity to tell *Labelbase* how many times you want the labels printed. If you are printing letterheads or invitations, you can choose to have a form feed sent to the printer so it will position itself at the top of the next page, ready to print the next letterhead or invitation.

Whew! Is this enough for you? The author of *Labelbase* has given a lot of thought to which features are most beneficial to the user.

I tried the program on two different-sized labels using the address files. I also printed a couple of letterheads. In every respect the program performed flawlessly.

The menus and prompts guide you

through the program very efficiently. And the manual, which comes in a nice three-ring folder, gives you complete and clear instructions that will have you printing those labels in no time.

(Constellation Computer Consultants, P.O. Box 423, Sanford, ME 04073; \$14.95 plus \$2 S/H)

— Richard McNabb

Game	CoCo 1, 2 & 3
------	---------------

Games Pack I

Games Pack I is a package of three fun-to-play programs for your CoCo 3 and disk drive. All three games are easy to operate and use onscreen instructions. The software is not copy protected so it is possible to make a backup copy. To run the program, simply type RUN "MENU" and press the ENTER key. The menu screen appears and provides a choice of three ready-to-run games, or an option to create your own word list for the first game selection.

Pardon Me Roy is a version of the popu-

lar Hangman game we have all played on paper. This version is very colorful and uses the excellent graphics capability of the CoCo 3. A gallows complete with noose is shown on the screen. In the upper left corner of the screen is an hour glass. The game can be played by one or more persons. It selects from either computer generated words or a word list you can create and save to disk. Games with more than one player must rely on words that are spontaneously generated by the players themselves and then entered into the computer. Each player has 10 chances to guess the secret word. As each letter is used, it is deleted from the alphabet shown on the screen. And with each miss, another piece of Roy is added to the gallows. Roy is a cheerful scarecrow whose hands and feet are of straw, topped off with the head of a pumpkin. He is a character tame enough even for small children.

Brainbuster is a variation on the old TV gameshow *Concentration*, in which contestants tried to match words and symbols hidden behind squares in a grid to solve a puzzle. With *Brainbuster*, you have several types of items hidden behind a grid of your own design from which to select. The grid can be as small as 5-by-5, or as large as 10-by-10. The difficulty of the game is up to

player discretion. The matched items can be selected from graphics symbols, numbers, punctuation, or a mixture of them all. The number of players can range from one to seven. *Brainbuster* is a real challenge.

Master Mind is the most difficult game of this group. It requires a great deal of attention and concentration. Even though no graphics are used, this challenging game is still fun. The object of the game is to guess a sequence of five numbers. Each number can range from one to five. The computer signals the player when the right number is placed in the wrong position. There are 10 chances to correctly decipher the secret combination of numbers. Don't let the brief summation of this game fool you. *Master Mind* requires the mind of a master.

There is also a version of *Games Pack I* for use with the CoCo 1 and 2. The play is identical, but the graphics here are not as good as the CoCo 3 version. *Games Pack I* is a selection of programs that should be fun for the whole family.

(Eversoft Games, Ltd., P.O. Box 3354, Arlington, WA 98223; 206-653-5263; either version is \$10 plus \$2 S/H)

— Jerry Semones

Move into the '90s with **DISTO** SUPER PRODUCTS

Super Controller II

NOW AVAILABLE AT
YOUR RADIO SHACK
STORE PART # 90-2009

UNDER OS-9: Buffered read/write sector achieved without halting the CPU means no loss of time or keyboard strokes. Mini Expansion Bus for 1 Super Add-On. One DOS included. **\$130**

Super Controller I

- Sockets for 4 DOSes
- Mini Expansion Bus for 1 Super Add-On.
- One DOS Included. **\$99**

Mini Controller I

- Lowest Price Anywhere!
- Sockets for 2 DOSes
- Accepts 24/28 pin DOS
- One DOS Included. **\$75**

NEW! GET 1 MEG

Of memory in your COCO 3 with DISTO's
1 MEG Upgrade Kit.

- Requires a 512K COCO 3 and soldering experience.
- Kit includes 512K mem and all necessary hardware.
- OS9 Drivers, by Kevin Darling, included.

ONLY \$199

Zero K Kit \$159

MEB II

A carrier to plug in 1 Super Add-On. Multi-Pak required. **\$35**

RS-232 PAK

Compatible with RS Deluxe RS-232 Pak. DB-25 cable included. Multi-Pak reqd. **\$55**

RGB to MONO

Monochrome video & Audio adapter. **\$35**

NEW! From Rainbow's author, Tony DiStefano:

"A Full Turn of the Screw"

The complete collection of "Turn of the Screw" articles from Jan '83 to Jul '89. **\$20**

SR-3 • 512K Upgrade **\$90**

Upgrades a COCO 3 to 512K memory. Ramdisk, printer spooler and memory test software included! Zero K **\$25**

Super Add-Ons

4IN1 Multi-Board Adapter
Hard Disk, Real Time Clock
Serial & Parallel Ports. Req.
SC-II or MEB-II. **\$130**

3IN1 Multi-Board Adapter
Real Time Clock, Serial &
Parallel Printer Ports. **\$75**

RTC & Printer Interface
Rtime & Parallel Port. **\$35**

MPROM Adapter
EPROM Programmer. **\$55**

Hard Disk Adapter
SCSI or SASI. No Multi-Pak
needed if used with SC-I or
SC-II. RGB DOS and Hyper
I/O supported. **\$40**

HDISK & RS-232
Same as above but with
RS-232 Serial Port. **\$70**

RS-232 Adapter
A true Serial Port. **\$40**

CRC Inc.

11 Boul. Des Laurentides, Laval, Quebec, Canada H7G 2S3

Include S&H of \$4 or \$8 if order exceeds \$70 MC/Visa Accepted

1-514-967-0195

Sorry: No personal cheques

The following products have recently been received by THE RAINBOW, examined by our magazine staff and issued the Rainbow Seal of Certification, your assurance that we have seen the product and have ascertained that it is what it purports to be.

CoCo MIDI Pro, a full featured MIDI recorder/sequencer written for the Color Computer 3 with 512K of memory and a disk drive or cassette recorder. Requires a hardware MIDI interface such as CoCo MIDI or Colorchestra plugged into slot three of a MultiPak (or a Y-cable). *CoCo MIDI Pro* turns your CoCo into a recording studio, complete with a sixteen track recorder, punch in/out capability, automatic synchronization, and extensive editing capabilities. *Musicware, Hamlet Rt. Box 1261, Seaside, OR 97138, 503-738-0119; \$150, includes MIDI interface.*

◆ **Banking Master**, a machine-language program to help you keep track of both checking and savings accounts. Saves you money on unnecessary bank charges. Takes the guesswork out of knowing your exact bank balance. Requires a 128K CoCo 3 and disk drive; printer optional. *Russ Griggs, 1118 Perry Avenue, Bremerton, WA 98310; \$20.*

The Super Book, a reference manual for BASIC and machine-language programming. Includes memory maps and hints and tips for beginners and hackers. Covers the CoCo 1, 2 and 3. *Supersoft, Inc., 363 Oakwood Avenue, Jackson, MI 49203, 517-787-3610; \$14.95 plus \$2.50 S/H.*

◆ **Commands/Errors 1**, three programs intended to be both an analytic and learning complement to the CoCo 3. Each program provides immediate access to the 168 BASIC commands and 39 BASIC errors contained in the Tandy Color Computer 3 BASIC and disk manuals. The COMERR program lets the user review and learn the commands and errors while leaving enough free memory to analyze the program commands and their use. *R.S. Research Associates, 479 S. River St., Wilkes-Barre, PA 18702, 717-822-7535; \$25.*

Honor Quest: Revenge of Justice, a fantasy graphics Adventure for the CoCo 3 and one disk drive. You must destroy hordes of monsters, explore castles and search ruins, search out the secrets of the trap-filled temples, talk with surviving inhabitants for clues and finally storm the dark castle to destroy the Evil Empress and free the land. *Valkyrie Software, 37 Peter Bush Drive, Monroe, NY 10950, 914-783-0191; \$27.95 plus \$2 S/H.*

◆ **Goodies Disk One**, a set of ten utilities written in BASIC09. Includes a statistics program, a color mixer, a file ownership utility, a filter, a simula-

tor, and five other programs. This package is both useful and educational. The source code is provided and the author encourages the user to learn from and experiment with the software. All programs, except the RGB color mixer, will run on any CoCo OS-9 system with *runb*. *The Warped Drive, 54 Martindale Dr. NE, Calgary, AB T3J 2V4, 403-280-8870; \$12, \$14 cdn.*

KJV on Disk #12, the book of II Samuel from the King James version of the Bible, in ASCII files for the CoCo 1, 2 and 3. Word processor or text editor is recommended for viewing the files. Requires at least 32K and one disk drive. *BDS Software, P.O. Box 485, Glenview, IL 60025-0485; \$3.*

KJV on Disk #13, the book of I Kings from the King James version of the Bible, in ASCII files for the CoCo 1, 2 and 3. Word processor or text editor is recommended for viewing the files. Requires at least 32K and one disk drive. *BDS Software, P.O. Box 485, Glenview, IL 60025-0485; \$3.*

◆ **Spell Master**, a 3D action/Adventure game where your character is trapped in a maze and must find all the magic nodes to escape. There are endless types of monsters and mazes. You create your own character and spells. Onscreen mapping and joystick controlled. Requires a CoCo 3, disk drive and

joystick. RGB monitor recommended but not required. *Daniel Tuttle, 325 Hillstown Rd., Manchester, CT 06040, 203-643-1072; \$18.*

Vocabase, a vocabulary/spelling/language database program. Will work with more than one student — all must use the same vocabulary list, but each is addressed, scored and rewarded independently. Scoring, timing and quality rating are given upon request. A reward game is provided for 5-10 correct answers on the first try. Requires 16K, disk or tape. Standard or Extended Color BASIC. *CoCoSoft, Beech and Broadway, Box 665, House, NM 88121; \$8.*

The Quest for Thelda, an arcade game for the CoCo 3 with a disk drive. Joystick control is optional. Join in a magical search for six life forces that will set Thelda free from an evil wizard. Hi-Res graphics and extensive playing field. *Sundog Systems, 21 Edinburg Drive, Pittsburgh, PA 15235, 412-372-5674; \$34.95 plus \$2.50 S/H.*

CoCo Cassettes #95, #96, and #97, each package contains 10 different programs. A wide range of interests are covered. Home Management, graphics, utilities, education, music, adventures, telecommunications and games. *T&D Software, 2490 Miles Standish Drive, Holland, MI 49424, 616-399-9648; \$8 ea, \$70 for yearly subscription.*

◆ **First product received from this company**

The Seal of Certification is open to all manufacturers of products for the Tandy Color Computer, regardless of whether they advertise in THE RAINBOW.

By awarding a Seal, the magazine certifies the program does exist — that we have examined it and have a sample copy — but this does not constitute any guarantee of satisfaction. As soon as possible, these hardware or software items will be forwarded to THE RAINBOW reviewers for evaluation.

The Quest for Thelda -- Quench the Desire to Squire



ondering what to buy a CoCo arcade game enthusiast? Well, just in time for the holidays there is a new, fast-action,

arcade-Adventure game on the market: *The Quest for Thelda*. This CoCo 3 graphics adventure, available from Sundog Systems, is suitable for the young and old alike. You may be familiar with the author, Eric Wolf, who has had some of his earlier programs published in *THE RAINBOW*. This is one of his best works to date.

In *Thelda*, you assume the role of a squire. You will gain the hand of Thelda in marriage if you successfully retrieve the six life forces. Thelda is the King's daughter who has been kidnapped by an evil wizard. Having no idea of Thelda's beauty or lack thereof, you decide the quest is a noble cause. Off you march to search for the elusive life forces with visions of inheriting the throne.

The terrain is full of creatures who patrol the evil empire. If you attack and defeat these creatures they occasionally drop their

booty. Their offerings include bombs, life points, spell points and coins. The coins can be used to purchase potions, weapons and other goodies from traders who reside somewhere in the maze.

The action on the ground level of play is brisk. I recall almost 10 different types of heathen niffraff obstructing my way through this level. Here you can collect coins from the creatures, which is a challenging task. Each beast conquered carries only a few coins, and some items for purchase fetch prices of hundreds of coins. Trial and error is the only way to discover which enemies carry coins. Sneaking up behind or to the sides of creatures is tricky. They move quickly and change directions often.

The graphics are well-drawn and colorful. The placement of cavern walls, rocks, trees, bushes, rivers and bridges has been carefully constructed. The surroundings give visual clues as to where you are in the game. Some of the creatures serve as directional markers as well.

You need quick reflexes when playing this game via keyboard or joystick control.

You'll be in for quite a surprise if you can't master the overground obstacles. You see, the life forces are hidden deep in underground labyrinths. These labyrinths are difficult to navigate. Fast creatures with evil intentions await your entrance.

Try to obtain a source of light above ground because portions of the underground are dark. Monsters are visible but pathways are not. I bumped into walls and threw down planks to cross unseen waterways. A light in these dark sections would have kept panic to a minimum. Try to locate the compass and map icons. These game pieces come in handy. They provide you with an onscreen map of the underground maze showing the layout and telling you through which rooms you've already traveled.

There are only minor differences between playing *Thelda* on a 128K machine and a 512K machine. All graphics information is loaded prior to game play when you use a 512K CoCo. When played on a 128K CoCo, the program consults the disk to update graphics. But this doesn't happen with each move to another screen. Perish

NEW FOR '91

SUNDOG SYSTEMS

The Quest for THELDA



Better men than you have failed the quest, but the hand of the good princess Thelda is too much to resist! Stolen by the evil necromancer Divnix, she has been sequestered far from prying eyes and it is now up to you to regain the pieces of the mystical Life Force and save the fair lady. The Quest for Thelda is an outstanding arcade program that combines action and adventure to bring you an incredible video game playing experience. Travel throughout over 500 different screens searching for magical objects and spells, fighting horrible creatures, and gathering the various parts of the Life Force guarded by ever-increasing terrors. You'll enjoy the highest quality 320x200 resolution 16 color graphics and digital sound effects that you've come to expect from Sundog Systems. The game play is fast and furious, and only you can rescue the princess and complete the LEGEND OF THELDA! Req. 128K CoCo 3, disk drive, and joystick (2-button joystick supported).

\$34.95

Hint book now available for Thelda! Contains clues, maps, and even a BASIC program to modify your own characters! **\$4.95**

ZENIX



You have been chosen to pilot the spacecraft wielding the plutonium plasma laser against the nefarious insectoids, the Zenixians. These bugs have been ripping off the space trade lines for years; now they're about to find a victim who can fight back! Beat back the swarm of pests to their home planet Zenix, and use the laser to end the menace once and for all. Zenix is a lightning fast arcade game for the 128K CoCo 3. The 320x225 16 color graphics are amazing, as are the digital background music score and effects, all on a 128K computer! The fast action and game play will astound you in this GALAGA of extermination. Plug in your joystick and strap in for the ride of your life! Call to order a demo disk to see the action before you buy! Req. 128K CoCo 3, disk drive, and joystick.

\$29.95

Visa, Mastercard, Check, Money Order, and COD (USA only, please) accepted. All foreign orders must be sent in US currency Money Orders. Include \$2.50 for shipping in USA and Canada. \$5.00 Foreign. \$3.00 extra for COD orders. PA residents add 6% sales tax. Dealer inquiries welcome. Authors: we're looking for new software!

★ THE CONTRAS ★



In the year 2071, a mysterious object landed on Earth, heralding the alien invasion of the Red Falcon. Only two courageous soldiers have a hope of thwarting this alien infestation. Armed with your military training and the latest weapon technology, you and a friend must fight back the horde. Sundog Systems presents our second 512K game, **The Contras**. You'll see why we decided to use 512K on this project! Amazing graphics with 320x225 resolution, 16 color full screen animation and horizontal smooth scrolling! Background digital sound effects and real-time music! One or two player action AT THE SAME TIME! You'll agree that this is one of the best arcade games yet for your 512K CoCo 3. Needless to say, playing hero won't be easy! playing The Contras will be tougher! Req. 512K CoCo 3, disk drive, and 2-button joystick.

\$34.95

Crystal City



The superior technology of the evil Overlords has ensnared yet another innocent planet, however, this one contains the Crystal City, bastion of democracy and independence. Earth has had enough! Break through level upon level of their virtually invulnerable defenses, defeat the end guardians, and make your way ever closer to freeing the slaves of the Crystal City! This amazing arcade game is an achievement in its own right. Full 128K/512K utilization! Super fast horizontal hardware scrolling on the 128K computer! Wild digital sound effects and background music score! 30 minutes, or over 30 megabytes, of non-repeating 320x200 resolution, 16 color graphics! This game has it all; order a demo disk to see it first! Can you save the Crystal City from unbeatable foes? Req. 128K CoCo 3, disk drive, and joystick.

\$34.95

Sinistaar




You've craved about this 512K arcade game! The graphics and animation are amazing! You've got to hear the digital sounds! 512K (three disks) packed with excitement. 512K CoCo 3 only, \$34.95.

THE NINJA



This martial arts arcade game remains a CoCo 3 phenomenon. One of our best sellers to date! Play the incredible combat experience that you've been missing, and call for the availability of the OS-9 version. 128K CoCo 3 action. \$29.95.

SOUNDTRAX



This 128K/512K sound sequencing system has become an immensely popular program. Create musical scores using polyphonic digitized sounds and a user-friendly point and click editor. Call to order the SoundTrax demo program, and get 10% off your purchase with receipt, \$34.95.

Now Available: SoundTrax instrument sample disks! Guitars, strings, woodwinds, and just plain weird instruments for your composing pleasure. Completely compatible with the SoundTrax system. 3 floppy (2 sides) disks full of sounds. \$12.95 each or \$29.95 for all three.

ALSO AVAILABLE:

Hell of the King 1, 2, or 3
CoCo 1-3 \$29.95 ea.

Hell of the King Trilogy \$74.95

White Fire of Eternity
CoCo 1-3 \$19.95

Dragon Blade
CoCo 1-3 \$19.95

Champion
CoCo 1-3 \$19.95

Paladin's Legacy
CoCo 1-3 \$24.95

Warrior King
CoCo 3 \$29.95

In Quest of the Star Lord
CoCo 3 \$34.95

Hint Sheet \$ 3.95

Kung-Fu Dude
CoCo 1-3 \$24.95



We've Moved!

P.O. Box 766
Manassas, VA 22111
703/330-8989



the thought of this game being bogged down by continual disk access.

I can't say enough to praise the graphics of this package. Colors are comparable using an RGB or composite monitor. The above ground graphics remind me of many of the popular games systems available on the market. The underground graphics are even better. There are over 500 graphics screens in *The Quest for Thelda*.

I spoke with Eric and expressed concerns about finishing the game in time to meet review deadlines. He sent me a character with an overabundance of attributes. When the disk arrived I had just two life forces left to retrieve. Having gotten this far on my own I really didn't want to cheat to win. (If you're having problems defeating characters or locating certain rooms, there is help. A hint book is available from Sundog Systems for \$4.95 plus \$1 S/H. This book provides maps of the underground, character modifications, clues and fighting tips.)

I marched onward and battled strange forms to obtain the remaining life forces. A whirlybird creature that multiplied itself when attacked was one such obstacle. These creatures were reluctant to relinquish the life force they guarded. But with the staying power achieved by this squire, I managed to prevail. My next opponent was the giant elf. He was a formidable enemy who seemed impenetrable to all the spells in my bag of tricks.

I did finally slay this Goliath and I was treated to an appealing story conclusion. The credits scrolled with musical accompaniment. After hearing this music I wondered why I hadn't heard music earlier in the game. I think a recurring theme song could have added a pinch more spice to this wonderful game. There are sound effects like exploding bombs, descending elevators and squeaky noises representing attacks that give this game a fun touch.

It was a delight to review this package. The save/load-game feature allowed for continued play at a leisurely pace. The manual provides enough information to get you started without spoiling the flavor of the game. For instance, the manual mentions spells that will be useful in your journey, but doesn't mention how to use them. Their intended uses are left for the adventurer to discover. The quality of the manual is another nice touch. The game requires a CoCo 3, a disk drive and an RGB or composite monitor. A joystick is optional. This is a good, clean game the whole family can enjoy. My feelings can be summed up with one word. More!

(Sundog Systems, P.O. Box 766, Manassas, VA 22111; 703-330-8989; \$34.95 plus \$2.50 S/H)

—Tony Olive

The Rainbow Bookshelf

The Rainbow Book of Simulations

20 award-winning entries from THE RAINBOW's first Simulations contest.

The Second Rainbow Book of Simulations

The 16 Winners from our second Simulations contest.

The Complete Rainbow Guide to OS-9

Authors Dale Puckett and Peter Dibble demonstrate OS-9's multitasking and multiuser features.

The Complete Rainbow Guide to OS-9 Level II Vol.I: A Beginners Guide to Windows

Puckett and Dibble uncover the mysteries of the new windowing environment.

The First Rainbow Book of Adventures

Contains 14 winning programs from our first Adventure contest.

The Second Rainbow Book of Adventures

Featuring 24 of the most challenging Adventure games ever compiled.

The Third Rainbow Book of Adventures

The Excitement continues with 19 new Adventures.

The Fourth Book of Adventures

Fourteen fascinating new Adventures from the winners of our fourth Adventure competition.

A Full Turn of the Screw

The Rainbow Introductory Guide to Statistics

Dr. Michael Plog and Dr. Norman Stenzel give a solid introduction to the realm of statistical processes.

Name _____
 Address _____
 City _____
 State _____ Zip _____
 Payment Enclosed, or Charge to:
 VISA MasterCard American Express
 Account Number _____
 Card Expiration Date _____
 Signature _____

<input type="checkbox"/> The Rainbow Book of Simulations (first)	\$ 9.95	\$ 3.50
<input type="checkbox"/> Rainbow Simulations Tape (first)	\$ 9.95	\$ 3.50
<input type="checkbox"/> First Simulations Package	\$19.90	\$ 6.00
<input type="checkbox"/> The Second Rainbow Book of Simulations	\$ 9.95	\$ 4.95
<input type="checkbox"/> Second Rainbow Simulations Tape	\$ 9.95	\$ 4.95
<input type="checkbox"/> Second Rainbow Simulations Disk	\$19.95	\$ 4.95
<input type="checkbox"/> Second Simulations Package with Tape	\$19.90	\$ 8.95
<input type="checkbox"/> Second Simulations Package with Disk	\$29.90	\$ 8.95
<input type="checkbox"/> The Complete Rainbow Guide to OS-9	\$19.95	\$12.95
<input type="checkbox"/> Rainbow Guide to OS-9 Disk Set (2 disks)	\$31.00	\$19.95
<input type="checkbox"/> Rainbow Guide to OS-9 Package	\$47.95	\$29.95
<input type="checkbox"/> The Windows & Applications Disk for The Complete Rainbow Guide to OS-9 Level II, Vol. I		\$19.95
<input type="checkbox"/> The Rainbow Book of Adventures (first)	\$ 7.95	\$ 2.00
<input type="checkbox"/> Rainbow Adventures Tape (first)	\$ 7.95	\$ 2.00
<input type="checkbox"/> First Adventure Package	\$15.90	\$ 3.50
<input type="checkbox"/> The Second Rainbow Book of Adventures	\$13.95	\$ 6.95
<input type="checkbox"/> Second Rainbow Adventures Tape	\$13.95	\$ 6.95
<input type="checkbox"/> Second Adventure Package	\$27.90	\$11.95
<input type="checkbox"/> The Third Rainbow Book of Adventures	\$11.95	\$ 6.95
<input type="checkbox"/> Third Adventures Tape	\$ 9.95	\$ 6.95
<input type="checkbox"/> Third Adventures Disk Set (2 disks)	\$14.95	\$ 7.95
<input type="checkbox"/> Third Adventure Package with Tape	\$21.90	\$11.95
<input type="checkbox"/> Third Adventure Package with Disk	\$26.90	\$12.95
<input type="checkbox"/> The Fourth Rainbow Book of Adventures	\$10.95	\$ 7.95
<input type="checkbox"/> Fourth Adventures Tape	\$ 9.95	\$ 6.95
<input type="checkbox"/> Fourth Adventures Disk	\$14.95	\$11.95
<input type="checkbox"/> Fourth Adventure Package with Tape	\$20.90	\$13.90
<input type="checkbox"/> Fourth Adventure Package with Disk	\$25.90	\$18.90
<input type="checkbox"/> A Full Turn of the Screw		\$19.95
<input type="checkbox"/> Introductory Guide to Statistics	\$ 8.95	\$ 2.95
<input type="checkbox"/> Guide to Statistics Tape or Disk (indicate choice)	\$ 8.95	\$ 2.95
<input type="checkbox"/> Guide to Statistics Package	\$12.90	\$ 4.95

(indicate choice of tape or disk)

Add \$2 per book Shipping and Handling in U.S.

Outside U.S., add \$4 per book

Kentucky residents add 6% sales tax

(Allow 6 to 8 weeks for delivery)

Total _____

Mail to: Rainbow Bookshelf, The Falsoft Building, P.O. Box 385, Prospect, KY 40059. To order by phone (credit card orders only) call (800) 847-0309, 8 a.m. to 5 p.m. EST. For other inquiries call (502) 228-4492.

Please note: The tapes and disks offered by The Rainbow Bookshelf are not stand-alone products. That is, they are intended to be an adjunct and complement to the books. Even if you buy the tape or disk, you will still need the appropriate book for loading and operating instructions. OS-9 is a registered trademark of the Microwave Systems Corporation.

FILL OUT
 YOUR COCO
 LIBRARY
 WITH
 THESE
 SELECTIONS

Intercom

An important link in the CoCo community is its ability to communicate with fellow users. If questions arise, a fresh source of information can be invaluable. We here at THE RAINBOW have decided to create "Intercom," an information exchange point for Pen Pals, CoCo Clubs and BBSs.

If you would like a Pen Pal or are running a CoCo Club or BBS, send us a letter including the information listed here to: The Rainbow Intercom, P.O. Box 385, Prospect, KY 40059.

Only those parties who have signed our non-piracy "agreement form" appear in listings of Intercom. Also, please notify us if you want to add or delete any names on this list.



PEN PALS

✍ I am 12 years old and have a CoCo 3, a CM-8 monitor, an FD-502 disk drive, and a DMP-132 printer. I'm looking for pen pals from all over the world. I would especially like letters from Australia.

Max Fischer
629 So. 8th St.
Vincennes, IN 47591

✍ I have a 128K CoCo 3, an FD-501 drive, a CCR-81 cassette recorder, a 1200-baud modem, a DMP-106 printer, and a Multi-Pak Interface. I will answer all letters.

Rich Butler
702 Northcass, Box 304
Mt. Ayr, IA 90894

✍ I have a CoCo 3 with two disk drives and a graphics printer. I'm 12 years old and love the CoCo. I would enjoy communicating with pen pals from anywhere in the world. I love games.

Sergio Abrahao
Rua Fradique Coutinho, 623 ap 63-B
Cep-05416 Sao Paulo SP
Brasil

✍ I'm 15 and would like some pen pals. My system is a 64K CoCo, a disk drive and a DMP-105 printer. I have just started to get into computing, so please help.

Terry Phillips
406 Spring Rd.
Jamestown, NC 27282

✍ I want to start a club for small business owners like myself who are now using the CoCo for mailing lists, inventory, accounting etc. Anyone out there interested in an exchange of uses and ideas please contact me by mail. Thanks.

J.K. Sinrod
16 Scranton Ave.
Lynbrook, NY 11563

✍ I'm 14 years old and would like pen pals from anywhere, but especially any residing in my area. I own a CoCo 3, a CCR-81 and an FD-502 disk drive. I love Adventure gaming. I'll try to respond to all letters.

James McCarthy
RD 4, Box 520
DuBois, PA 15801

✍ I have a 512K CoCo 3, an FD-502 and a Teac 3.5 inch disk drive, a DMP-105 and a DCM-106. I'm 31 years young and I enjoy communicating. I will answer all letters, but I prefer computer-related matters. I am also interested in forming a BBS.

Art Foley
600 S. 27th St., #914
Omaha, NE 68105

✍ I'm 18 and looking for male or female writers around my age. I have a CoCo 3, a BBS, a CCR-81, two FD-502 drives, a DMP-106, and I know a lot about computers. My interests are science fiction, electronics, computers, computer art and robotics. I'll answer all letters and messages.

Brian O'Conner
36 Waverly Place
Melrose, MA 02176

✍ I have a 512K CoCo 3, an FD-502 dual drive, a DMP-130 printer, a modem and a CM-8 monitor. I'm 32 years old and enjoy arcade and Adventure games, as well. I like CoCo 3 artwork. Other interests include watching and collecting Star Trek memorabilia! I'm looking forward to meeting new CoCo pen pals from all over the world. I will reply to every letter I receive.

Michael Terry
P.O. Box 1966
Cornwall, ON K6H 6N7
Canada

✍ I'm 16 years old and have a CoCo 3, an FD-502 disk drive and an Epson printer. My main interest is in getting information about the OS-9 operating system and telecommunications. I'd especially like to receive letters from Puerto Rico.

Luis E. Tanon Garcia
P.O. Box 475
Naranjito, PR 00719

✍ I'm 36 years old and have a 512K CoCo 3, Extended ADOS3, a CM-8, an MPI, a digitizer and assorted drives, modems and printers. I love graphics and digitizing photos, as well as BBSing. Besides the CoCo, I love hard rock music, photography and videography. Seeking pen pals, ages 13 to 80, male and female, with similar interests. I will answer all legitimate letters.

Steve Ricketts
P.O. Box 828
Sandy, OR 97055



CoCo CLUBS

CALIFORNIA

✍ The Sacramento CoCo Club, William W. Drennon, 2444 Wurth Ct., Sacramento, 95825, (916) 486-9665, BBS (916) 486-1594

COLORADO

✍ Colorado Springs Color Computer Club, Bud Ward, 1118 Claiborne Road, Colorado Springs, 80906-5513, (719) 392-8268

FLORIDA

✍ Cross-Country Color Computer Club, Tom Tittle, 860 Gardenia Drive, Royal Palm Beach, 33411, (407) 798-3726

GEORGIA

✍ Macon-Warner Robins Color Computer Users Group, Francis G. Swygert, 904 2nd Avenue, Robins AFB, 31098, (912) 328-7859

ILLINOIS

✍ CoCo Users Group, c/o Greg Adams, 224 Park Drive, Sterling, 61081-3033, (815) 626-4962

KANSAS

✍ The Kansas City Color Computer Users Group, Gay Crawford, 1601 Kiowa Drive, Olathe, 66062, (913) 764-9413

KENTUCKY

✍ Hardin County Color Computer Club, Paul Urbahns, 2887 Republic Ave., Radcliff, 40160, (502) 351-4757

MICHIGAN

✍ Color Computer Owners Group, Bernard A. Patton, 388 Emmons Blvd., Wyandotte, 48192, (313) 283-2474

MISSISSIPPI

✍ Central Mississippi Color Computer Society, Boisy G. Pitre, 6011 I-55 North, Jackson, 39213, (601) 956-9377

MISSOURI

✍ CoCoNuts User Group, Clyde Lloyd, 2116 N. Columbia, Springfield, 65803, (417) 866-8738

NORTH CAROLINA

✍ Raleigh CoCo Club, P.O. Box 10632, Raleigh, 27605, (919) 878-3865

✍ The Tandy Color Computer Users of Charlotte, Eric Stringer, 1022 Noles Dr., Mt. Holly, 28120

OHIO

✍ Dayton Area Color Computer Users Group, John Teague, 308 Orangewood Drive, Kettering, 45429, (513) 434-9168

✍ The Greater Toledo Color Computer Club, Bill Espen, 1319 North St., Bowling Green, 43402, (419) 471-9444

PENNSYLVANIA

✍ Johnstown Area Color Computer Users Group, Albert Baldish, 111 C St. Apt #1, Johnstown, 15906, (814) 535-1497

SOUTH DAKOTA

✍ Empire Area Color Computer Users Group of South Dakota, Carl Holt, P.O. Box 395, Brandon, 57005, (605) 582-3862

AUSTRALIA

✍ Australian National OS-9 Users Group, Gordon Bentzen, C/- 8 Odin Street, Sunnybank, Queensland, 4109, (07) 345-5141

✍ Brisbane Southwest Colour Computer Users Group,

Bob Devries, 21 Virgo St., Inala, Queensland, 4077,
(61)-7-3727816

CANADA

☐ Club Ordinateur Metro Inc., William Manning,
3020 D'Angouleme, Tracy, Quebec, J3R 3B3, (514)
742-3692
☐ Calgary Colour Computer Club, Gerry McCleary,

P.O. Box 22, Station M, Calgary, T1Y 5C4
☐ Le Club D'Ordinateur Couleur du Quebec Inc.,
7110 8 e. Ave. St-Michel, Montreal, Quebec, H2A
3C4, (514) 729-8467
☐ Moncton-Dieppe-Riverview CoCo Club, Philippe
Lantin, 77 Ninth St., Moncton, New Brunswick, E1E
3E5, (506) 382-7706

GERMANY

☐ OS-9 Users Group in Europe, Burghard Kinzel,
Leipzig Ring 22A, D-5042 ERFSTADT

PUERTO RICO

☐ Puerto Rico Color Computer Club, Luis R. Marti-
nez, P.O. Box 2072, Guaynabo, 00657-7004, (809)
799-8217 or (809) 728-2314



BULLETIN BOARD SYSTEMS



State/City	BBS Name	Access Number	Parameters (Baud rate-Parity-Word Bits-Stop Bits)	SysOp
Arizona				
Jonesboro	The 8-Bit Wonderland -ND	(501)931-9528	300/1200/2400-N-8-1	Mike Smith
California				
Laguna Hills	Rainbow Connection Info Service -ND	(714)831-6530	300/1200/2400-N-8-1	Eric Levinson
Marysville	09-Online BBS -ND	(916)742-6809	300/1200-N-8-1	Jim Vestal
Colorado				
Colorado Springs	The Time Safari -ND	(719)635-7228	300/1200-N-8-1	David Vallier
Florida				
Cocoa Beach	KB Enterprises' CEBBS ¹ -ND	(407)799-3282	300/1200-N-8-1	Kevin Bemer
Hawaii				
Ft. Shafter	CoCo'Nuts BBS Service ² -ND	(808)845-7054	300/1200/2400-N-8-1	Tommie Taylor
Illinois				
Carpentersville	The Pinball Haven BBS -ND	(708)428-8445	300/1200/2400-N-8-1	Jeffrey R. Chapin
La Grange Park	S & V BBS -ND	(708)352-0948	300/1200/2400-N-8-1	Paul Jerkatis
Kansas				
Beloit	Kansas Konnektion BBS ³ -ND	(913)738-5613	300/1200/2400-N-8-1	Gary N. McCarty
Louisiana				
Harvey	The Node 3 -ND	(504)347-4320	300/2400-N-8-1	Gene Clifton
Michigan				
Taylor	J & L's CoCo Corner -ND	(313)292-4713	300/1200/2400-N-8-1	Jim Snider
New York				
Wappingers Falls	The Dutchess CoCo -ND	(914)838-1261	300/1200/2400-N-8-1	Chris Serino
North Carolina				
Concord	The Stargate BBS -ND	(704)788-7867	300/1200/2400-N-8-1	Jim Brock
Oklahoma				
Tecumseh	Pat BBS ⁴ -ND	(405)598-5082	300-N-8-1	Pat Aldridge
Pennsylvania				
Conshohocken	Charlie's Help Line -ND	(215)825-3226	300/1200-N-8-1 or N-7-1	Charles DiMartino
Johnstown	CoCo Electronic BBS ⁵ -ND	(814)535-1497	300/1200/2400-N-8-1	Albert Baldish
Virginia				
Richmond	Tree House BBS -ND	(804)744-0157	300/1200/2400-N-8-1	Doug James
Wisconsin				
Marinette	Phoenix Interstate Data Systems ⁶ -ND	(715)732-1036	300/1200/2400/9600-N-8-1	Joe Boburka
Canada				
Lunenburg, N.S.	Color Nova BBS -ND	(902)634-3095	300/1200/2400-N-8-1	John D. Cleveland

Notes:

- ¹KB Enterprises' CEBBS is up 5 p.m. to 9 a.m. seven days a week (EST).
- ²CoCo'Nuts BBS Service is a relocation of CoCo'Nuts BBS of Fayetteville, North Carolina.
- ³Kansas Konnektion BBS is up from 10 p.m. to 7 a.m.
- ⁴Pat BBS is up 5 p.m. to 9 p.m. weekdays and 10 a.m. to 10 p.m. weekends. This new BBS is counting on you for uploads.
- ⁵CoCo Electronic BBS is up 8 p.m. to 6 a.m. seven days a week.
- ⁶Phoenix Interstate Data Systems has a .75/hr charge for premium services, paid in advance.

OUR LATEST 30 ISSUES

ISSUE #66, DEC. 1987
ONE ROOM ADVENTURE
OS9 TUTORIAL
RIVER CAPTAIN
SOUNDS
BETTING POOL
ADVANCE
MATH TABLES
ELECTRONICS 9
LOWER TO UPPER
NOIDS

ISSUE #67, JAN. 1988
MEDIA MASTER
SAVE THE EARTH
WEIGHTS & MEASURES
LOW RES GRAPHICS
COAST TO COAST
BACCARAT
BATTLE SHIP
ELECTRONICS 10
TAPE CONVENIENCE
DUEL

ISSUE #68, FEB. 1988
COINFILE
WORD COUNTER
SQUIRREL ADVENTURE
AREA CODES
DRAW POKER
TURTLE RACES
ELECTRONICS 11
MULTI-SCREEN
CANON PRINT
COCO TENNIS

ISSUE #69, MAR. 1988
POLICE CADET
STAMP COLLECTION
BARRACKS ADVENTURE
CITY/TIME
HI-LO/CRAPPS
OLYMPICS
HI-RES CHESS
ELECTRONICS 12
DOUBLE EDITOR
DOUBLE BREAKOUT

ISSUE #70, APR. 1988
BLOTTO DICE
SUPER COMM
GENESIS ADVENTURE
PLANETS
PHK/WAR
SIGN LANGUAGE
ARX SHOOTOUT
ELECTRONICS 13
MAGIC KEY
SNAP PRINT

ISSUE #71, MAY 1988
SUPER LOTTO
RODOL ADVENTURE
MAZE
YAHTZEE3
PHASER
SHAPES/PLATES
STAR WARS
ELECTRONICS 14
PRINTER CONTROL
MAZE 2

ISSUE #72, JUNE 1988
MARKET WATCHER
3 STOOGES
HOSTAGE ADVENTURE
PROGRAM TRIO
GLADIATOR
U.S. & CANADA QUIZ
JEOPARDY
ELECTRONICS 15
COCO 3 PRINT
CITY

ISSUE #73, JULY 1988
FOREIGN OBJECTS
CHESS FUNDAMENTALS
WATERFOWL QUIZ
WHAMMY 3
ADVENTURE TUTORIAL
CIRCLE 3
EDUCATION TRIO
WRITE-UP EDITOR
PICTURE PACKER
AIR ATTACK

ISSUE #74, AUG. 1988
VIDEO CAT 3
1 EYE WILLIE
JAVA
GAME TRIO
CRIONAUT WARRIOR
ENVELOPE PRINT
RAM DRIVE 3
MODE 2
XMODEM TRANSFER
CAVE II

ISSUE #75, SEP. 1988
DRACULA ADVENTURE
HELP TRIO PROGRAM
SHOWDOWN DICE
TARZAR 1 ADVENTURE
ARAKNO
CASH FLOW REPORTING
GRAPHICS LETTER
GRAPHIC EDITOR
ADDRESS BOOK
SQUARES

ISSUE #76, OCT. 1988
SUPER BLITZ 3
CHAMBERS
TRIO RACE
EARTH TROOPER
STAR GATE
BOWLING SECRETARY
DISK TUTORIAL
JOYSTICK & KEYBOARD
KEYBOARD & JOYSTICK
SALORMAN

ISSUE #77, NOV. 1988
POLICE CADET #2
STARSHIP SHOWDOWN
MUSIC COMPOSER
COUPONS/REBATES
PROGRAM LIBRARY
BOYS/OUT SEMAPHOR
HOUSEHOLD CHORES
MAMOMAR ADVENTURE
CHUCK LUCK3
BUZZARD BAIT

ISSUE #78, DEC. 1988
POLICE CADET #3
TANK TURRET
WAR OF THE WORLDS
SPINSTER CAFE
COCO-SIZE
SIGN MAKER
LEGAL DEDUCTIONS
BOOK KEEPING
CAR LEASE 3
WAREHOUSE MUTANTS

ISSUE #79, JAN. 1989
POLICE CADET #4
DRAW POKER 3
TILER TEX
BATTLE
INSIDE THE COCO
COCO BULLETIN BOARD
HOT DIRECTORY
YCR TUTORIAL
PRINTER CONTROL
THE KING

ISSUE #80, FEB. 1989
SCRABBLE
SPELLING CHECKER
SANDSTONE ADVNT.
THE FAMILY FEUD
HARNESS HANDICAP
MINIGOLF 3
ULTIMATE 3
NETWORKING TUTORIAL
A-MAZING PLACE
MONEYPOPIE

ISSUE #81, MAR. 1989
MONSTERS
SUPER CONCENTRATION
TEN PROGRAMS COCO3
FINANCE
SNOWBALL FIGHT
RULER
POP-UP WINDOWS
TARZAR2 - CASTLE
SUPER LISTER
DRACONIAN

ISSUE #82, APR. 1989
DUNGEON MAZE
DISK TRANSFER
MAIL MERGE
SUPER SPREADSHEET
BLASTER
TILER TWO
DREAM TUNNEL
DISK UTILITY 3
EDUCATION TRIO
TUTORIAL

ISSUE #83, MAY 1989
T&D FIRST 80
MODEM BATTLESHIP
CHURCH MANAGER
SUPER FILE SORT
BASEBALL STATS
TARZAR PT. 3
INVOICE
CARD SQUEEZE
SWORDPLAY 1 - 2
BREWMASTER

ISSUE #84, JUNE 1989
CROSSWORD PUZZLES
MOUNT DEATH
TERRON
DISK/TAPE TRANSFER
PAPER WORKS
SUPER DATABASE
CONNECT3
BUSINESS MODEL
MASS FORMAT
CHAMBERS

ISSUE #85, JULY 1989
5 PLAYER POKER
RESUME WRITER
CRAZY CHEMIST
JOURNEY UP
SUBMAINEA
WORKBENCH
VACATION PLANNER
DISK EDITOR II
NIGHT OF THE NINJA
MARIAN CRYP

ISSUE #86, AUG. 1989
TIME TRAP
PHONE ACCOUNTANT
ON TARGET
NAME THAT TUNE 3
LASER DEFENCE
CHECKBOOK BALANCER 3
KROACH ADVENTURE
SUPER BAR GRAPH
EASY LETTER
DEVIL ASSAULT

ISSUE #87, SEP. 1989
PURCHASE ORDER
INVENTORY INVOICE
AMERICAN TRIVIA
KROACH2 ADVENTURE
TETRA
SOLO POKER
GALAXY G3
IBM PICTURE VIEWER
RGB PATCH
KING TUN

ISSUE #88, OCT. 1989
SALES PROSPECTING
VIRUS 3
WILL MAKER
JOURNAL-GEN. LEDGER
POLICE CADET #5
RED DOG
MAD LIBS
MACINTOSH PICT. SAVER
FROG
FAST FLIGHT SIMULATOR

ISSUE #89, NOV. 1989
SPEECH INDEXER
QUEST ADVENTURE
EDUCATION TRIOS
BIG LETTER
PANGO
ELEMENTS
GARDEN PLANNER
VIDEO SHOW
WARP
TURTLE

ISSUE #90, DEC. 1989
MUSIC 4 VOICE
HONEYCOMB
POINT OF SALE
ORBS ADVENTURE
IBM - COCO
CIVIL WAR
LIST UTILITIES
BREAK-IN COCO III
LABYRINTH MASTER
COLOR CHARACTER

ISSUE #91, JAN 1990
TRENCH FIGHTER
COCVERT3
SPEED GAMES
BUSINESS STARTER
CAVERN QUEST3 PT. 2
BUILDERS HELPER
TARZAR IV
ADDRESS IT
ANIMAL GRAPHICS
SAVVAY

ISSUE #92, FEB 1990
PENTA-SAME
ROTISSERIE LEAGUE
NICK'S QUEST
SOLITAIR
EDUCATION 4
IBM - BASIC
BASEBALL CARD ORG.
MUNCHY 3
RIVER RAID 3
CUBER

ISSUE #93, MAR 1990
MR. MOVIE
INVADERS
COCO3 RECIPE MACHINE
SILVERCAPE 3 ADV.
BABY-SITTERS BASE
BIBLE SCRIPTURE
VOCABULARY QUIZ
DROP PACK
DOCTOR WHO 3
CHABBER

ISSUE #94, APR. 1990
FLASH CARD
REAL ESTATE LISTINGS
BIBLE QUESTIONS 1
SPELLING QUIZ 1
NO LEFT 3
PICTURE VIEWER 3
TANK SHOWDOWN
TARZAR 5 ADVENTURE
GENESIS
FOURCUBE

ISSUE #95, MAY 1990
DREAMTIME ADVENTURE
XT/AT SYSTEMS
BIBLE QUIZ 2
16 FLAGS
FRACTIONS
SOLITAIRE PUZZLE 4
512K RAM DRIVES 3
FOOD FACTORY 3
WHO PART 2
TRAPZAL

ISSUE #96, JUN 1990
ENTREPRENEUR
DR. PHREID
PRINTER FONT CODES
BIBLE QUESTIONS PT. 3
CALO ADVENTURE
FORM MAKER
DRAGON ESCAPE
PLANE EXPLORER
WHO PART 3
MS MAZE

**EACH ISSUE
CONTAINS 10 PROGRAMS
READY TO LOAD.**

AVAILABLE ON TAPE OR DISK.

SUPER SAVINGS

SINGLE ISSUE.....	\$ 8.00
2-5 ISSUES.....	\$ 6.00 EA
6-10 ISSUES.....	\$ 5.00 EA
11 OR MORE ISSUES.....	\$ 4.50 EA
ALL 96 ISSUES.....	\$ 250.00

PURCHASE 20 OR MORE ISSUES
AND RECEIVE A FREE
6 MONTH SUBSCRIPTION

VISA

MasterCard

COCO I, II, AND III

- All Programs Include Documentation.
- We Send 1st Class - No Charge!
- For Information on Subscription Prices,
Turn to Pages 55 & 96

**ONE YEAR
SUBSCRIPTION
ONLY
\$ 70.00 !**



TOM MIX PROGRAMS

Mail Or Call



T&D SOFTWARE
2490 MILES STANDISH DR.
HOLLAND, MI. 49424

(616) 399-9648

PLEASE CIRCLE

1	9	17	25	33	41	49	57	65	73	81	89
2	10	18	26	34	42	50	58	66	74	82	90
3	11	19	27	35	43	51	59	67	75	83	91
4	12	20	28	36	44	52	60	68	76	84	92
5	13	21	29	37	45	53	61	69	77	85	93
6	14	22	30	38	46	54	62	70	78	86	94
7	15	23	31	39	47	55	63	71	79	87	95
8	16	24	32	40	48	56	64	72	80	88	96

**TAPE
OR
DISK**

Name _____

Address _____

City _____ State _____ Zip _____

Card # _____ Total \$ _____

A DISK IS A TERRIBLE THING TO WASTE.

Join DELPHI and educate your disks with public domain programs from the world's premier online CoCo library. DELPHI's Color Computer area is managed by Marty Goodman, so you know you'll find lots of great stuff.

Downloads are only \$6.00 per hour, with no surcharge for high speed access and no premium for dialing locally via Tymnet. If you have many floppy disks or a large hard disk, join DELPHI's 20/20 Advantage Plan and enjoy downloading 20 hours each month for \$20.

As a *Rainbow* subscriber, you get a FREE lifetime DELPHI membership (\$29.95 value) which includes a credit worth one evening hour of use. If you don't already subscribe to *Rainbow*, just request a subscription when you sign up to DELPHI and, for the \$28 subscription fee, you'll get the same great deal!

With your Color Computer and modem:

- Dial 1-800-365-4636
- At *Username*: type JOINDELPHI
- At *Password*: type RAINBOW, if you already subscribe to *Rainbow*
type SENDRAINBOW, if you do not yet subscribe and wish to do so.

DELPHI

EDUCATING DISKS SINCE 1982

General Videotex Corporation • Three Blackstone Street • Cambridge MA 02139
800-544-4005 • 617-491-3393

Frank Hogg LABORATORY INC.

Friendly Solutions Since 1976

Of significant importance to you, the Tomcat is manufactured by Frank Hogg Laboratory, a leader in the Color Computer market since its inception. FHL has been in business since 1976 and have manufactured 68000 CPU-based computers for more than six years. We have served many users since we started. Some of the more recognizable ones are:

3M, AT&T, ADP, AC, Air Canada, Allied, Autolite, Bell Aerospace, Bell & Howell, Boeing Airplane, Capitol Video Comm., Delco, Eastman Kodak, Fairchild Space Com-

pany, Fermilab, Firestone Tire & Rubber, Ford Aerospace, Ford Motor Co., GM, General Dynamics, GE, GMC, GTE, Hoffmann-La Roche, Honeywell, International Paper, McDonnell Douglas, Microwave Systems, Monsanto, Motorola, NASA, Naval Weapons Center, Northern Telecom, NYS DOT, Okidata, Perkin-Elmer, Principal Group, RCA, Robertshaw, TRW., Texaco, Union Carbide, Unisys, US Info Agency, Pratt & Whitney-Canada, Western Electric, Wright Patton AFB, Universities of... Notre Dame, Nevada, So. Cal., Mo., NC, Montreal, Alberta, Ark., Calif., Kansas, Maryland, Mich., Pa., and Yale, to name just a few. As a FHL customer, you are in very good company.

Tomcat™

The CoCo 4 that Tandy *should* have made!



Tomcat is the **ONLY** non-Tandy computer that will use your existing hardware **AND** software!

Tomcat is the affordable, logical upgrade path for your CoCo 3. And it is from a company which has a long and proven track record in the CoCo market -- Frank Hogg Laboratory.

This is the new Color Computer Tandy should have built! And it is *your* computing answer for the 90's.

Here's why.

Power and Performance

Tomcat's TC9 has 1024K (1 megabyte) on its main board. Tomcat has two *real* serial ports, a parallel printer port. It supports a serial mouse.

Your new Tomcat has 8 bit D to A and 8 bit A to D for better sound and a higher joystick resolution. In fact, your same CoCo joystick will give you 256 pixel resolution instead of the 64 they now support!

It uses a PC-AT style keyboard and a PC-style power supply. If it is just the board you want, it will fit in any PC clone case.

What is *significantly* important is that you can use a large amount of your present software with the Tomcat! Right. You don't have a major expenditure for new software.

The Software Advantage

Your new Tomcat is compatible with Radio Shack DOS. It will run most of the programs you use every day. As an OS-9 machine as well, it will also work with all OS-9 software you either own now or plan to buy in the future. All of your CoCo cartridges like those from Disto and Burke & Burke except for ROMpaks will work with your new Tomcat as well.

But there are even greater advantages to the Tomcat system -- and an affordable path to upgrade your CoCo without losing any of the value you have in your CoCo system today.

Tomcat is also compatible with the FHL K-Bus, which means you can interface it to a 68000 CPU, or even the 68030. While that sounds very technical, the truth is it is as easy as plugging in a couple of boards. And once it is done, the Tomcat becomes just like two computers in one -- your own, reliable (but faster and more powerful) CoCo, and a 68000-based computer which will run OS-9 programs 30 times faster than before.

Its a New World

With a 68000 or 68030 CPU, you have the whole world of OSK available to you. This means a whole world of new software, a whole world of additional

memory (up to 16 megabytes, of which 14 is RAM), and even the opportunity to further increase performance.

Most important to you, this is upgrading without throwing anything away! Much of your present software will work. Many of your cartridges, disk drives, printers will just connect into place. New horizons open with new software and new boards which will make your own CoCo continue to be your cost-effective, friendly helper and companion as computing moves into the 90's.

The Future

The Tomcat is the upgrade path designed for you.

Take it at your own pace -- as your time, needs and pocketbook permit. If you currently own a CoCo 3 and use it in either the Radio Shack DOS or OS-9 Level II mode, Tomcat will operate your software faster and better. It will also give you powerful new features and performance at a modest cost.

If you decide to switch to a 68000 CPU-based computer completely, Tomcat is still the answer. You use your present hardware and gain the advantage of using the heart of the Tomcat, the TC9 main board, as a multi-function graphics processor!

Your future is in your hands.

Tomcat Prices



Order Now

You can order your Tomcat now for delivery in October. Our knowledgeable sales staff will help you choose what is right for you today. And for tomorrow.

For a system with a rugged metal case, power supply, TC9 board with 512K, prices start at only 499.95.

The TC9 board alone with zeroK is 299.95 if you want to do some of the connection work yourself.

The TC9 will hold two 512K banks of SIMM RAM. Each bank of 512K is 49.95 but only one bank is required to run. The second 512K bank requires the DAT board.

The second 512K (1 megabyte of RAM) with the DAT board is only 99.95. The DAT board alone is 59.95.

A 101 Key AT style keyboard is 49.95 with a Tomcat, 69.95 without.

Either way, this is the CoCo 4 you have always wanted.

Clarification: Tomcat is the name of the computer. TC9 and TC70 are components that go into a Tomcat to make it a system. We have 20+ additional components in stock to further customize your personal Tomcat computer system. Call or write for complete specifications and information on many other options too numerous to mention here.

FULL 1 year warranty.

Because we like to use our computers, not just sell them, we put all our knowledge and expertise into the Tomcat and believe it is the best choice for you. Please Call Today!

Cool Fall SALE!

till November 30th 1990

HARDWARE (FULL 1 year warranty.)

	List	SALE
The Eliminator (2 RS232, 1 Parr, Hard/Floppy disk interface)	159.95	119.88
Battery backed Real Time Clock for The Eliminator	30.00	24.88
Western Digital WD1002-05 Eliminator hard/floppy controller	199.95	149.88
Eliminator 20 meg hard drive kit with 40 MS Fast Drive!	779.95	649.88
Eliminator 40 meg hard drive kit with 28 MS Fastest Drive!	939.95	799.88
Burke & Burke 20 meg hard drive kit with 40 MS Fast Drive!	495.95	449.88
Burke & Burke 30 meg hard drive kit with 40 MS Fast Drive!	530.95	479.88
Burke & Burke 40 meg hard drive kit with 28 MS Fastest Drive!	675.95	599.88
ALL B&B Stuff (Hard disk interfaces, XT ROM, software etc.)	5%OFF	

SOFTWARE

The WIZ communications with windows for RS OS9	79.95	39.88
FBU file backup for hard disk RS OS9	35.00	29.88
FBU file backup for hard disk OS9/68000 (Includes 6809 ver.)	50.00	39.88
DynaStar word processor for RS OS9	150.00	69.88
DynaSpell spelling checker for RS OS9 only	20.00	15.88
DynaStar word processor for OS9/68000 (Includes 6809 ver.)	400.00	139.88
IMS 4th G/L (A super database) for RS OS9	179.95	119.88
IMS 4th G/L (A super database) for OS9/68000	495.95	349.88
Super Sleuth for RS OS9 (Disassembler)	50.00	39.88
Super Sleuth for OS9/68000 (Disassembler)	100.00	89.88
IBM PC Utility for QT's & Tomcat OSK (Read/write/format PC disks)	99.95	89.88
TOP 2.0 15 720K Disks of PD Utilities for OS9/68000	150.00	74.88
Alpha Software	10%OFF	
SMART Word processor/Spreadsheet/Database for OS9/68000	1400.00	1199.88*

*Quantities Limited to stock on hand, includes both SMART books

BOOKS

INSIDE OS9 LEVEL II	29.95	19.88
OS9 INSIGHTS (The only book on OS9/68000)	39.95	37.88
Using SMART	24.95	22.88*
SMART, Tips, Tricks and Traps	24.95	22.88*

*Price of book(s) can be applied toward purchase of SMART

NEW PRODUCT!! TOMCAT TC70. Shipments started in late August.

Orders being taken now.

TC70 Computer System with 1.4 meg floppy	1499.95	1399.88
TC70 Computer System with 40 meg hard drive	1999.95	1899.88
TC70 Computer System with 100 meg hard drive	2399.95	2299.88
TC70 Computer System with 170 meg hard drive	2999.95	2799.88
60 Meg Internal Streaming Tape backup	599.95	559.88
TC70 Board only with Pro OSK, FBU, QCom, fu, BASIC and C		999.95

TC70 Systems Include: Prof. OS9/68K, C, Basic, Qcom, fu, Case, P/S, 101 Keyboard, cables, drive(s) etc. Hard drive systems are loaded with PD software. All hard drives are hi-performance 12 MS or faster state of the art drives, the best available. **WARRANTY** 1 year on all system components. Hard drives are 2 years from manufacturer. **TC70 SPECS:** 15Mhz 68070 with 1.5 megabytes RAM expandable to 11.5Meg, Hi-Res Color Graphics display, 2 serial ports, 1 parallel port, Real Time Clock, DMA SCSI Hard Disk, DMA All Density Floppy, 8 bit hi-speed D to A, hi-speed A to D, AT Keyboard port, K-Bus expandable, size 5.25 x 8 - same as a drive.

ORDERING INFORMATION


VISA and M/C, check and C.O.D. Contential U.S. software shipping add \$3.50 Ground - \$6.00 Two Day Air. Hardware add \$11 ground - \$22 Two Day Air. Please call for Next Day Air costs and C.O.D. Foreign add 10% Shipping (Minimum \$5 USD). NY residents please add 7% sales tax.

Frank Hogg
LABORATORY
INC.

Since 1976
204 Windemere Road
Syracuse, NY 13205
FAX 315/469-8537

Call 315/469-7364

DELPHI'S 20/20 ADVANTAGE, VISIBLY SUPERIOR



\$20

\$124

\$120-\$256

**COST OF 20 EVENING HOURS
OF DOWNLOADS AND CHAT**

On DELPHI's 20/20 Advantage Plan, you get 20 hours of connect time each month for only \$20. Additional time is only 2 cents/minute. No other full-featured online service even comes close!

And those are 20 hours of real online fun and productivity. Download files, chat with friends, send electronic mail, play multi-player games, and make travel reservations.

Join DELPHI now for only \$39.95 and your first 20 hours are free. With your CoCo and modem:

- Dial 1-800-365-4636
- At *Username*: type JOINDELPHI
- At *Password*: type COCO20

DELPHI

**THE WORLD'S PREMIER ONLINE
INFORMATION SERVICE**

800-544-4005 • 617-491-3393

Already a DELPHI member? Type **GO USING ADVANTAGE**



◀◀ GIMMESOFT ▶▶



A new generation of Color Computer products

V-Term Terminal

- Vax, Unix, Mainframe, and BBS systems
- Vt-100, Vt-52, Vidtex & Ascii emulations
- Serial port to 2400, RS-232 to 19,200 baud
- XModem, XModem-CRC, YModem, ASCII
- 15 entry autodial, 10 programmable macros
- Disk (128k or 512k CoCo 3) SALE .. \$34.95

Telepak II RS-232

A Truly Compatible RS-232 Interface!
It comes with a 3 foot DB25 cable, gold edge contacts, and low power drain (5v) components.
Telepak II & Manual SALE \$44.95

HOLIDAY SALE PRICES!!


Prices are marked down for the Holidays!!!
Games, Buy 2 or more and get 10% off !!!
Order before Dec. 1st & get free shipping!!!
Sale ends December 31st, 1990 !!!

HOLIDAY SALE PRICES!!

Turbo 512k Ram


- Fully assembled and tested board
- Premium 120ns 256x1 memory chips
- Easy to follow instructions
- Fast and easy installation
- Complete with 512k software
- RamDisk, RamTest, & Print Spooler

Holiday Sale Price >>> \$79.95
Ok board w/software ... \$29.95



Studio Works

Digital Audio Sampler



Studio Works Pro

NEW! CD Quality samples up to 35k by 8 bits! Supports 1 MEG systems!
SWP W/O cable - \$44.95 W/cable - \$59.95
With CD Quality ADC 8 bit Rom Pak - \$94.95

Soundtrax

The perfect partner for Studio Works! Soundtrax is a sound sequencing system that imports digitized audio samples & provides total control. For CoCo 3, mouse/joystk, & disk \$34.95

- Zenix \$29.95*
- In Quest of the Starlord \$34.95*
- Hint sheet for Starlord \$3.95
- Hall of the King 1 2 or 3 \$29.95
- Dragon Blade \$19.95
- White Fire of Eternity . \$19.95
- Champion \$19.95

* CoCo 3 only

Games

Games

Games

- Those Darn Marbles ... \$31.95*
- The Quest for Thelda \$34.95*
- Kyum-Gai: to be Ninja. \$29.95*
- Warrior King \$29.95*
- Kung-Fu Dude \$24.95
- Paladin's Legacy \$24.95
- Sinistaar 512k CoCo 3 . \$34.95*

* CoCo 3 only

CoCo 3 \$24.95



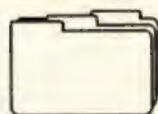
Suprfile III



MS/Dos \$24.95

Suprfile III is a powerful, user friendly, easy to use, multi-purpose database! It can be used for Mailing lists, Labels, a Checkbook Manager, Shopping lists, Personal items inventory, Audio/Video lists and on and on! Features: Add, Delete, Search, Sort, Print Labels & Reports.

- Fkeys III (CoCo 1,2, 3) \$ 9.95
- Sixdrive (CoCo 1,2, 3) \$ 9.95



- Locking Plates (CoCo 2 or 3) \$4.95
- Multi-Label III (CoCo 3 only) \$ 9.95

Toll Free

1-800-441-GIME

Order Line

Free 2ND AIR from Midwest to California
Orders: 9am to 9pm Eastern time
On-line orders: Delphi's CoCo Sig
Inquiries & technical assistance: 7pm to 9pm:

GIMMESOFT
P.O. Box 421
Perry Hall, MD 21128
301-256-7558

Add \$3.00 for shipping and handling
Add \$3.00 for COD (USA only)
MD residents add 5% sales tax
VISA/MC/Check/Money Order/COD

Still pounding away at that keyboard?



Save Time and Money with a Combination Subscription!

SAVE up to 19%

when you buy a joint subscription to the magazine and either RAINBOW ON TAPE or RAINBOW ON DISK! A one-year subscription to THE RAINBOW and RAINBOW ON TAPE is only \$91 in the U.S., \$108 in Canada, \$153 foreign surface rate and \$188 foreign airmail. A one-year subscription to THE RAINBOW and RAINBOW ON DISK is only \$115 in the U.S., \$138 in Canada, \$183 foreign surface rate and \$218 foreign airmail.*

Every month, these convenient services bring you as many as 24 ready-to-run programs. Using the current issue of THE RAINBOW as documentation, all you have to do is load and run them. A one-year combination subscription to THE RAIN-

BOW and RAINBOW ON TAPE or RAINBOW ON DISK give you more than 230 new programs! The typing time you save can be spent enjoying your CoCo!

RAINBOW ON TAPE For No-Fuss Fun

Back issues of RAINBOW ON TAPE are available beginning with the April 1982 issue. A single copy of RAINBOW ON TAPE is \$10 within the United States; U.S. \$12 in all other countries. The annual subscription rate for RAINBOW ON TAPE is \$80 within the U.S.; U.S. \$90 in Canada; and U.S. \$105 for all other countries.*

RAINBOW ON DISK Offers OS-9 Programs

In addition to all the programs offered on tape, part of one side of RAINBOW ON DISK is formatted for the OS-9 operating system. That means you can now get all the OS-9 programs from the magazine — programs that cannot be put on tape. Back issues of RAINBOW ON DISK are available beginning with October 1986. Subscriptions to RAINBOW ON DISK are \$99 a year in the U.S. Canadian rate is U.S. \$115. All other countries, U.S. \$130. Single copy rate is \$12 in the U.S.; U.S. \$14 in Canada; and U.S. \$16 in all other countries.*

To order by phone (credit card orders only), call (800) 847-0309, 8 a.m. to 5 p.m. EST. All other inquiries call (502) 228-4492.

Look for our envelope located between pages 66 and 67 for ordering individual subscriptions to THE RAINBOW, RAINBOW ON TAPE and RAINBOW ON DISK.

YES! Sign me up for a joint 1-year subscription (12 issues) to:

- THE RAINBOW and RAINBOW ON TAPE
 THE RAINBOW and RAINBOW ON DISK
 NEW RENEWAL (attach labels)

Name _____

Address _____

City _____ State _____ ZIP _____

Payment Enclosed (*payment must accompany order)
Charge: VISA MasterCard Am. Express
Account Number _____

Signature _____ Exp. _____

*U.S. currency only, please. In order to hold down costs, we do not bill. Kentucky residents add 6% sales tax. Please allow 6 to 8 weeks for delivery of first copies. Joint subscriptions to THE RAINBOW and RAINBOW ON TAPE or RAINBOW ON DISK begin with the current issue.

Please note: While group purchases of RAINBOW ON TAPE and RAINBOW ON DISK are permitted (and multiple subscriptions are even discounted, if purchased in one order from a club), no license to make copies is conveyed or implied. Yes, your group may even purchase a subscription to our disk/tape services, but such purchase in no way authorizes that any copies be made of that original disk/tape. Specifically, this means that the original disk/tape itself may indeed be kept in a club library for use by members. However, a group purchase *does not* entitle club members, individually or as a group, to copy that disk/tape.

Unauthorized copying of any copyright product is strictly illegal. The copyright (right to make copies) is in no way conveyed in the purchase transaction.

Advertisers Index

We encourage you to patronize our advertisers — all of whom support the Tandy Color Computer. We will appreciate your mentioning THE RAINBOW when you contact these firms.

Alpha Software Technologies	73	Hyper-Tech Software	35	Rainbow on Tape and Disk	94
Burke & Burke	33	JWT Enterprises	31	RAMCO	31
Carl England	21	Kenneth Leigh Enterprises	5	Russ Griggs	35
Cocosoft	29	Metric Industries	69	Second City Software	63
Coless Computer Design	55	Microcom Software	7	SD Enterprises	20
Colorware	5	Microcom Software	9	SpectroSystems	79
Computer Plus	IFC	Microcom Software	13	Sub-Etha Software	79
CRC/Disto	81	Microcom Software	15	Sugar Software	41
Danosoft	47	Microcom Software	17	Sundog Systems	84
Dayton Associates		Microcom Software	19	Supersoft, Inc.	43
of W.R. Hall, Inc.	77	Microdeal	18	T & D Software	45
Delphi	89	Microtech Consultants, Inc.	26	T & D Software	55
Delphi	92	NMSA Computer Group	51	T & D Software	88
Dr. Preble's Programs	67	Owl-Ware	37	T & D Software	96
Eversoft Games, Ltd	49	Owl-Ware	38	Tandy/Radio Shack	BC
Frank Hogg Laboratories	90	Owl-Ware	39	Trading Post	49
Frank Hogg Laboratories	91	PCM Magazine	53	True Data Products	61
Gimmesoft	93	P & M Products	21	Wasatchware	29
Granite Computer Systems	65	Rainbow Back Issues	23	Zebra Systems	37
Hawksoft, Inc.	73	Rainbow Binders	74		
Howard Medical	98	Rainbow Bookshelf	85		



 Call:
Belinda Kirby
Advertising Representative
(502) 228-4492



 Call:
Kim Vincent
Advertising Representative
(502) 228-4492

The Falsoft Building
9509 U.S. Highway 42, P.O. Box 385, Prospect, KY 40059
FAX (502) 228-5121

BEST PUBLIC DOMAIN PROGRAMS !

FROM T&D SUBSCRIPTION SOFTWARE

"Great service and great software"
Jim Garner
Ft. Worth, Tx

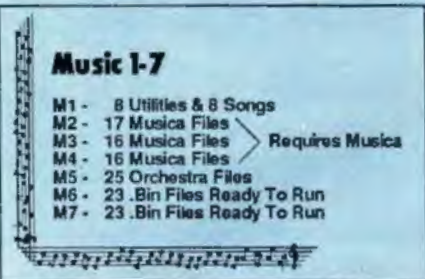
T&D SUBSCRIPTION SOFTWARE HAS ACCUMULATED OVER
1,000 PUBLIC DOMAIN PROGRAMS FOR THE COLOR COMPUTER.

"Your programs are the greatest!"
Christine Rapoza
Tiverton, RI

WE ARE SELLING 630 OF THE BEST. JUST THE GOOD STUFF !

Music 1-7

- M1 - 8 Utilities & 8 Songs
 - M2 - 17 Musica Files
 - M3 - 16 Musica Files
 - M4 - 16 Musica Files
 - M5 - 25 Orchestra Files
 - M6 - 23 .Bin Files Ready To Run
 - M7 - 23 .Bin Files Ready To Run
- Requires Musica



ADVENTURES 1,2

Each Disk/Tape Contains
9 Great Adventures
Ready To Run

Order A1 Or A2



TELECOMMUNICATIONS 1-3

- T1 - Haysae, Kernit, Mikeyterm, TeleTerm
- T2 - Cobbs Bbs Terminal Package
- T3 - GETERM Communications



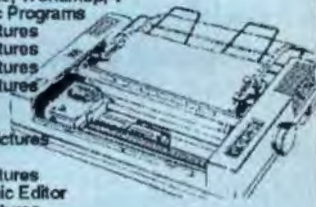
EDUCATION 1-4

- E1 - 12 Programs For Young Kids
- E2 - 12 Programs For High School Kids
- E3 - 11 Programs Teaching The Coco'S Commands
- E4 - 5 Graphics Programs About Australia



GRAPHICS 1-14

- GR1 - Atlanta, Cube, Space, +
- GR2 - Objects, Wargame, Worldmap, +
- GR3 - 9 Coco 3 Graphic Programs
- GR4 - 22 Coco Max Pictures
- GR5 - 22 Coco Max Pictures
- GR6 - 22 Coco Max Pictures
- GR7 - 15 Coco Max Pictures
- GR8 - 22 .Bin Pictures
- GR9 - 22 .Bin Pictures
- GR10 - 14 Large .Bin Pictures
- GR11 - 8 Mge Pictures
- GR12 - Coco Max 3 Pictures
- GR13 - Macpaint Graphic Editor
- GR14 - 5 Macintosh Pictures



** See Our Ad Containing 250 Graphic Pictures Elsewhere in This Magazine

HOME MANAGEMENT 1-4

- 12 Programs Each Disk/Tape -

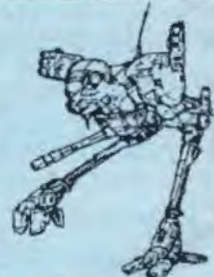
- H1 - Checkbook, Loan, Word Processor, +
- H2 - Cash Journal, Invest, Mailist, +
- H3 - Life, Database, Stocks, +
- H4 - Spelling Fix, Spelling Checker, +



GAMES 1-11

- Each Disk/Tape Contains 12 Programs -

- GA1 - 3D Tic Tac, Missile, Poker, Tycoon, +
- GA2 - Amazing, Balloons, Motor Jump, Slots, +
- GA3 - Battleship, Golf, Lander, Zero G, +
- GA4 - ABM, LunarWorld, Protect, Subchase, +
- GA5 - Blackjack, Lazer, Tipan, Utopia, +
- GA6 - Kings, Maze, Shuffle, Tempest, +
- GA7 - Chess, City, Life, StarTrek, +
- GA8 - Chufe, Gem, Hurkle, Lunar, +
- GA9 - Civil War, Go-Fish, Stock, UFO Maze, +
- GA10 - Cave, HiLow, Scramble, Word Hunt, +
- GA11 - Biorythms, Craps 3, Gunner, Martians, +



UTILITIES 1-8

- 12 Programs Each, 1-4 Require Disk -

- U1 - Backup 35, Basicmap, Timer, Tape-to-Disk, +
- U2 - Customize, DiskTest, MasterDisk, Offset, +
- U3 - View 64, DiskAid, Disk Library, Atari, +
- U4 - AutoBoot, MacPicture, StateLog, UniBack, +
- U5 - Disassembler, Graph, PaintPot, Squeeze, +
- U6 - Clock, List 32, MiniDos, Pixcomp, +
- U7 - Head Print With 30 Mini Pictures
- U8 - Fig Forth Language With Tutorial

**BUY ALL 53
DISKS/TAPES FOR
ONLY \$145.00 !**

MAIL TO:

T&D Subscription Software
2490 Miles Standish Drive
Holland, Michigan 49424
(616) 399-9648

Call or write for a FREE catalog !

PRICES:

1- 5 disks/tapes....\$6.00 each
6 or more.....\$5.00 each
All 53 disks/tapes \$145.00



- WE SEND 1ST CLASS - NO CHARGE -
- PERSONAL CHECKS WELCOME -

Name _____
Address _____
City _____ State _____ Zip _____
Credit Card # _____
Expires _____

CIRCLE ISSUES DESIRED

M1	GR1	E1	U1	GA1
M2	GR2	E2	U2	GA2
M3	GR3	E3	U3	GA3
M4	GR4	E4	U4	GA4
M5	GR5		U5	GA5
M6	GR6	H1	U8	GA6
M7	GR7	H2	U7	GA7
	GR8	H3	U8	GA8
	GR9	H4		GA9
A1	GR10			GA10
A2	GR11			GA11
T1	GR12			
T2	GR13			
T3	GR14			

PLEASE CIRCLE

TAPE DISK

TOTAL AMOUNT \$ _____

Make all your Holiday Greeting Cards this season on your CoCo!



Don't wait until the last minute! Order NOW and be ready.

With Zebra's CoCo Graphics Designer Plus (\$29.95) and supplementary Picture Disk #4 (\$14.95) you can turn out beautiful personalized cards for all the Holidays.

The CoCo Graphics Designer Plus (CGDP), works on both the CoCo 2 and 3. It automatically prints out greeting cards as two panels on standard 8 1/2" x 11" printer paper. One panel is printed right-side-up in the lower right, and the other panel is printed upside down in the upper left ready for you to simply fold it. The CGDP allows pictures, and text in up to 4 sizes and 16 fonts on both the outside and inside of your card. The program features beautiful hi-resolution borders and complete on-screen previews. The CGDP comes with 16 borders, 5 fonts, and 32 pictures. Its easy-to-use point and click graphical interface, features windows, scroll bars, radio buttons, and joystick or mouse control.



And on top of all this it makes great signs and banners too. Requires 64K CoCo 2 or 3, Disk Drive, Mouse or Joystick & Compatible Printer.

We now offer 6 different supplementary disks of picture collections. For making greeting cards get #4, the Holiday Picture Disk. It contains 120 pictures for Christmas, Thanksgiving, Jewish Holidays, New Years, July 4th, Easter, Halloween, Parades, Saint Patrick's, Saint Valentines Day and more.

THE Print Shop Paper Pack

Brighten up your Greeting Cards Signs & Banners!

120 Sheets of Pinfeed Paper in assorted colors with 42 Matching Envelopes.

\$19.95

Print Shop is a trademark of Broderbund Software

Introducing 3 NEW Picture Disks

Samples From **Picture Disk #1**

People

School

Science1

Science2

Samples From **Picture Disk #5**

Hobbies

Mixed

Vehicles

Astrology

Samples From **Picture Disk #6**

Maps of the 50 United States

GREAT COCO CLIP-ART! Picture disks supplement the pictures that come with the CGDP. Disks 1, 2, 3, and 4 have 120 pictures each, arranged by subject. Disk 5 has 60 double-width pictures and disk 6 has 50 double-width maps of the U.S. States. Besides being compatible with Zebra's CGDP and Label Designer, each disk contains a utility to easily transform our pictures into CoCo Max Pages, CoCo Max II clip book pages, CoCo Max II scrap books, and Max-10 clip art files.

Zebra's Picture disks 1, 2, 3, 4, 5, and 6 are each priced at\$14.95
 Border Disk (174 borders for CoCo Graphics Designer Plus) ...\$14.95
 Font Disk A, B (10 fonts per disk) are each priced at\$14.95
 CoCo Graphics Designer Plus (cards, banners, & signs)\$29.95
 Print Shop Paper Pack.....\$19.95
 Label Designer (makes labels with graphics & text)\$34.95

Ordering Instructions: All orders add \$3.00 Shipping & Handling. UPS COD add \$3.00. VISA/MC Accepted. PA residents add sales tax.
Zebra Systems, Inc., 121 S. Burrowes Street, State College, PA 16801 (814) 237-2652



KEYBOARD

- 101 Keys with tactile touch
- Coiled cable with RF filter
- can be used with CoCo, Tandy or IBM and auto senses XT or AT

KB-1	Keyboard	\$98.00
KB-A	CoCo Adaptor	\$89.50
KB-1A	Keyboard & Adapt.	\$149.00



MAGNAVOX 7622 AMBER

- 80 Column OR 7652 GREEN
- Built in Speaker \$98 (7 ship)



DRIVE 0 PLUS

- Double sided 360K MPI 52
 - Disto DC-7 controller and cable \$178.45
 - Double Drive 0+ \$289.00
- Drive 0 + Drive 1 (TEAC)



MEMORY

- 512K Bare Board \$40
 - Populated 512K & Software \$89
 - 1 MEG Bare Board \$160*
 - Populated 1 MEG \$200*
- *requires 512K upgrade



SLOT-PACK III by Chris Hawks

- replacement for multipack
- 3 slots, 2 switchable, new hard switch
- X slot for RS-232 for modem (specify)
- middle slot can take disk controller or ROM cartridge
- 12 Volt adaptor required so power is not drawn from CoCo

MP III	slot pack III	\$89.45
AC-12	12volt adaptor	\$14.95



HARD DRIVE

20,000,000 Bytes or the equivalent to 125 F.S. 501's on line are packed into this hard drive, pre installed and ready to run. This complete easy to use package includes a Seagate 20 Meg Hard Drive, a DTC 5150 Controller and interface, * a heavy duty case, power supply and fan and a 1 year warranty. This 20 Meg Hard Drive will also work with Tandy and IBM clones.
 RSB Access Basic thru OS-9 \$39.45
 FILE REPACK Un-Fragments disc \$29.45

See Rainbow Reviews 8/89

HD-1	10 Meg**	\$349
HD-2	20 Meg	\$499
HD-3	30 Meg	\$549
HD-4	40 Meg	\$598
HD-8	80 Meg	\$1,090

*Burke & Burke **reconditioned



MAGNAVOX 1CM135

- new analog with stereo sound and high grade composite screen
 - 640 X 240 resolution @ 12 MHz with .42 dot pitch
- | | | |
|------------------|-----------|--------------------------|
| CC-3 | RGB Cable | \$19.95 |
| Shipping 6/16/90 | | \$298 (\$14 ship) |

DISTO BOX

DC-7	Mini Controller	\$ 75.00
DC-3	Super Controller	\$ 98.00
DC-6	No Halt Controller	\$129.00
MBA-1	3 in 1 Board	\$ 69.45
MEB	Mini Expansion Bus	\$ 30.00
RS232	RS-232 Port	\$ 49.95
DC-3C	Clock and Parallel Port	\$ 40.00

PRINTERS

STARNX-1000R	COLOR	\$249.00
STARNX-1000II		\$189.00
VA-1	Video Converter for CoCo 1&2	\$29.45
HR-2	Dual Hi-res adapter	\$39.45

FLOPPY DRIVES

52	MPI 5 1/4 Full Height 40 track Double Sided 360K	\$75.00
55B	TEAC 5 1/4 Half Height 40 track Double Sided 360K	\$98
235	TEAC 3 1/2 Half Height 80 track Double Sided 720K	\$89
FR-35	Frame Fits 3 1/2 into 5 1/4 space	\$12
502-C	Power Cable for 502	\$12

30 Day Money Back Guarantee

Howard Medical's 30-day guarantee is meant to eliminate the uncertainty of dealing with a company through the mail. Once you receive our hardware, try it out; test it for compatibility. If you're not happy with it for any reason, return it in 30 days and we'll give you your money back (less shipping.) Shipping charges are for 48 states. APO, Canada and Puerto Rico orders are higher.



Howard Medical Computers
 1690 N. Elston
 Chicago, Illinois 60622

Order Status and Inquiries
 312-278-1440

Master Card • Visa • Discover
 American Express
 C.O.D. • School P.O.'s

Order Line
 800-443-1444

New SLOT-PACK III \$89.45

Make Christmas magic with your CoCo

Max-10™

The Dazzling Word Processor
~~\$79.95~~ now only: **\$34.95**

CoCo Max III

The Famous Graphics Creator
~~\$79.95~~ now only: **\$39.95**

Save \$100

BOTH

CoCo Max III and Max-10 for
~~\$149.90~~ now only: **\$49.95**



Gift Certificates Available!

Christmas Bonus: THE WORKS for an amazing \$79.95

The Works is: CoCo Max III + Max-10 plus ALL the additional fonts at a super low price

About Max-10

What the CoCo Community needs is a word processor that's rock solid, blindingly fast, feels like a Macintosh, makes all the others look boring, and does not cost \$80.

Max-10 is just that and more. It allows on screen mixing of graphics and text, large headlines, multiple columns and full page preview (with graphics).

We swear that Max-10 will add excitement to your word processing, and that's no small task!

PRINTERS SUPPORTED: EPSON FX, MX, RX, LX AND COMPATIBLES; DMP 105, 106, 130; CGP220 (B&W); OKI 182, 92, 192; STAR NX-10, NX-1000.

Max-10 Add-ons

- **Max-10 Fonts** 36 super fonts on 2 disks. Send for list. Order #C-23 ~~\$29.95~~ **\$14.95**

NOTE: Max-10 and CoCo Max Fonts aren't interchangeable.
 - **Spell Checker** 35,000 word dictionary for online spell checking and dictionary lookup. Perfect seamless integration with Max-10. Order #C-24 ~~\$29.95~~ **\$14.95**

System Requirements

Max-10 and CoCo Max III Require: any CoCo 3; 1 or more disk drives; joystick or mouse; Radio Shack Hi Resolution joystick interface; a video or RGB monitor or a TV.

About CoCo Max III

Whether you doodle for fun or design graphics for a living, **CoCo Max** will amaze you. It's simply that good!

Its major features include: Huge picture area (2 full hi-res 320x192 screens). Large editing window. **Zoom** mode for detail work. 28 point and click drawing tools. Shrink and stretch. **Rotation** at any angle (1.5° steps). 512K memory support (all features work with 128K too). **Undo (Oops)** feature to fix mistakes. **Animation**. Special effects. Color sequencing (8 colors, variable speed). 13 fonts (more available). Each font has 8 sizes and 5 styles for thousands of possible combinations. Translate program to convert most types of pictures. **CoCo Show** "slide show" program. Miniloop program to help use pictures with your software. Color editing of patterns. Prints in single or double size. Select 16 of 64 available colors, all 64 colors are shown at once for easy selection. Pull-down menus, **40 paint brush** shapes. Two color lettering. Spray can. Amazing "flowbrush". RGB and composite monitor support. Colors print in 5 shades of gray.

PRINTERS SUPPORTED: EPSON RX, FX, MX, LX AND COMPATIBLES; STAR/GEMINI NX-10, NX-1000; DMP100, 105, 106, 110, 120, 130, 200; OKI 82A, 182, 192; CGP-220(B&W)
Color Drivers available. See next column.

CoCo Max III Add-ons

- **Max Fonts** disks. 95 fonts on 4 disks. For those thousand words your picture equals.

Now only ~~\$49.95~~ **\$29.95**

Or two sets of two disks each ~~\$49.95~~ **\$14.95**

- **Max Edit** Don't like our fonts? Make your own or edit existing ones. Creativity literally from scratch. Don't pass this offer up!

..... ~~\$29.95~~ **\$14.95**

- **Color Printer** drivers NX-1000 Rainbow, CGP-220 and Okimate 20. Bring your pictures to life with the magic of color. For CoCo Max III only ~~\$19.95~~ **\$14.95**



Happy Holidays
 from all of us at
 Colorware

Call or Write Now

(203) 656-1806
 Weekdays 9-5 EST

Ordering Information: We accept Visa, Mastercard, Checks and M.O. C.O.D. is \$4 extra. Purchase orders are subject to credit approval. Connecticut residents add 8% sales tax. Shipping: \$4 per order (usually UPS ground). UPS 2nd Day Air: \$4 extra. Next Day service available. Canada: \$6 per order (Airmail). Outside U.S. & Canada: Add 10% of order total.

COLORWARE

Colorware
 242-W West Ave.
 Darien, CT 06820

You can't afford to miss these Big Savings on Our CoCo 3 System

Color
Computer 3

9995

Reg. 199.95

All Coco
Software
in Stock

1/3 Off

CM-8
Color Monitor

17995

Reg. 299.95

Floppy
Disk Drive

19995

Reg. 299.95

Pistol Grip
Joystick

2195

Reg. 29.95



CREATING NEW STANDARDS

PROVEN LEADERSHIP

Over 7,000 USA locations, 39,000 employees, seven research and development centers, 31 USA and overseas manufacturing plants—NOBODY COMPARES!

RELIABLE QUALITY

Over 1,500 engineers and technicians develop, evaluate and test to our exacting standards—NOBODY COMPARES!

Radio Shack[®]
AMERICA'S
TECHNOLOGY
STORESM

Prices apply at participating Radio Shack stores, Computer Centers and dealers. Not all items available in all stores. Stand sold separately. Sale ends 12/24/90. Radio Shack is a Division of Tandy Corporation.