

Just for your
Tandy Color
Computer 1, 2 and 3

February 1988

Canada \$4.95 U.S. \$3.95

The RAINBOW[®]

THE COLOR COMPUTER MONTHLY MAGAZINE

At Your Service


Our
Utilities
Issue

Artifact Colors on the RGB
Graphics Image Reversing
An ML Address Finder

The CoCo Matchmaker
An Electronic Valentine

Programming for Tandy's
Hi-Res Joystick Interface

Plus:
Five utilities for programmers,
a preview of Multi-Vue,
Adventure Contest Winners,
and more!



SUB 38538 EXP 8809 RBDW02/88
HARRY N HARMON
1404 VILLAGE AVE
LOVELAND CO 80538





DIECOM PRODUCTS INC.



Requires 128 k Coco 3 and one disk drive

THE RAT GRAPHIC DESIGN PACKAGE

This is the most complete graphics design package currently available for the Coco 3. It supports 320 x 200 hi-res graphics mode with a 16 color user definable palettes. You can draw lines, circles, ovals, boxes, polygons and many more standard drawing functions. You can get stamps from the screen which can then be enlarged, shrunk, rotated, inverted and flipped and then be redisplayed on the screen in various ways. You can paint areas of the screen in one of the pre-defined color textures. You can label your pictures with one of the pre-defined fonts or define your own custom lettering style. Now don't worry about trying to draw your pictures with the keyboard or even a cumbersome joystick. "THE RAT" comes with its own MOUSE. Yes that's right, it comes with a MOUSE and not a simple analog one button mouse. Durs is a high quality digital, two button mouse like you find on a more expensive computer like the Tandy 1000. You don't have to worry about selection squares around your drawing screen. Just push a button on the mouse and you flip to a separate screen to select your drawing mode. Or you can use one of our pull down menus to load and save your pictures on disk. We also include screen print routines for many of the most popular printers.



Now that's a GRAPHIC DESIGN PACKAGE that beats them all! That's right, you get the graphics program, screen print routines, the mouse and the mouse pad all for one low price of

\$69.95 U.S. AVAILABLE APPROX. SEPT. 1, 1987
\$99.95 Can.

IRON FOREST

This is the first in our series of light phaser games. You have just been teleported to a strange land. As the mist clears you find a light phaser in your hand and yourself deep inside the Iron Forest. Your mission: to protect the sacred White Dove and all good creatures from the evil of the forest. As you aim, you zap a space pod, and then quickly turn and zap an evil spinning blade as it comes dangerously close to the Dove. Many evil creatures inhabit the forest. How long can you keep them under control? Many different backgrounds and increasing difficulty make this a unique new game for your Coco 3.



Iron Forest
\$28.95 U.S.
\$38.95 Can.

Light Phaser with interface
\$34.95 U.S.
\$49.95 Can.

Game and phaser together
\$59.95 U.S.
\$83.95 Can.

AVAILABLE APPROX. SEPT. 1, 1987



Requires 128 k Coco 3 and one disk drive

\$28.95 U.S. NEW LOW PRICE DISK ONLY
\$38.95 CAN.

GATES OF DELIRIUM

\$28.95 U.S.
\$38.95 CAN.


GANTELET



For the Coco 1, 2, or 3


\$28.95 U.S.
\$38.95 CAN.

BOUNCING BOULDERS



\$28.95 U.S.
\$38.95 CAN.

WRESTLE MANIAC



DIECOM PRODUCTS INC.

6745 FIFTH LINE, MILTON, ONT., CANADA L9T 2X8

We accept:



cheque or money order


24 hr. order line:
 (416) 878-8358
 personal service 9-5

Please add \$2 for shipping & handling.
 Ontario residents add 7% sales tax.
 C.O.D. Canada only. Dealer inquiries
 invited. Looking for new software.

SEE BACK COVER FOR OTHER DIECOM GAMES

From Computer Plus to YOU...


PLUS after PLUS after PLUS




Tandy 1400LT \$1239
Tandy 102 24K \$379
Tandy 200 24K \$429*




Color Computer 3
w/128K Ext. Basic \$159




Tandy 1000 HX \$539
Tandy 1000 TX \$889



DMP-130A \$279



Color Computer Disk Drive
Drive 0 \$249 Drive 1 \$149



DMP-106 \$159*

BIG SAVINGS ON A FULL COMPLEMENT OF RADIO SHACK COMPUTER PRODUCTS

COMPUTERS

Tandy 1000 EX 1 Drive 256K	429.00*
Tandy 1000 SX 1 Drive 384K	649.00
Tandy 3000 HL 1 Drive 512K	899.00*
Tandy 4000 1 Drive 1 Meg. Ram	1959.00
Color Computer 2 w64K Ext. Basic	89.00

PRINTERS

Radio Shack DMP-106 80 CPS	159.00*
Radio Shack DMP-130A 120 CPS	279.00
Radio Shack DMP-430 180 CPS	559.00
Radio Shack DWP-230 Daisy Wheel	339.00
Star Micronics NP-10 100 CPS	169.00
Star Micronics NX-10 120 CPS	199.00
Star Micronics NX-15 120 CPS	359.00
Panasonic P-1080i 120 CPS	189.00
Panasonic P-1091i 160 CPS	210.00
Panasonic P-1092i 240 CPS	349.00
Okidata 182 120 CPS	229.00
Okidata 192+ 200 CPS	339.00
Okidata 292 240 CPS	489.00

MODEMS

Radio Shack DCM-6	52.00
Radio Shack DCM-7	85.00
Radio Shack DCM-212	179.00
Practical Peripheral 1200 Baud	149.00

COLOR COMPUTER MISC.

Radio Shack Drive Controller	99.00
Extended Basic Rom Kit	14.95
64K Ram Upgrade Kit	39.00
Radio Shack Deluxe Keyboard Kit	24.95
HI-RES Joystick Interface	8.95
Color Computer Deluxe Mouse	44.00
Multi Pak Interface	89.00
Multi Pak Pal Chip for COCO 3	14.95
CM-8 6' Extension Cable	19.95
Serial to Parallel Conv.	59.95
Radio Shack Deluxe Joystick	26.95
Magnavox 8515 RGB Monitor	329.00
Radio Shack CM-8 RGB Monitor	249.00
Radio Shack VM-4 Green Monitor	99.00
PBJ 512K COCO 3 Upgrade	99.00
Tandy 512K COCO 3 Upgrade	129.00
Mark Data Universal Video Driver	29.95

COLOR COMPUTER SOFTWARE

	TAPE	DISK
The Wild West (CoCo3)		25.95
Worlds Of Flight	34.95	34.95
Mustang P-51 Flight Simul.	34.95	34.95
Flight 16 Flight Simul.	34.95	34.95
Nuke the Love Boat (CoCo3)		34.95

The Magic of Zanth (CoCo3)	34.95
Sam Sleuth Private Eye	24.95 27.95
Color Max 3 (CoCo3)	59.95
COCO Util II by Mark Data	39.95
COCO Max by Colorware	69.95
COCO Max II by Colorware	79.95
AutoTerm by PXE Computing	29.95 39.95
TelePatch III by Spectrum	29.95
C III Graphics by Spectrum (CoCo3)	19.95
Font Bonanza by Spectrum (CoCo3)	29.95
TW-80 by Spectrum (CoCo3)	39.95
TeleWriter 64	49.95 59.95
Elite Word 80	79.95
Elite Calc 3.0	69.95
CoCo3 512K Ram Disk by CerComp	19.95
OS-9 Level II by Tandy	71.95
Inside OS-9 Level II Book by FHL	39.95
VIP Writer (disk only)	69.95
VIP Integrated Library (disk)	149.95

*Sale prices through 2/10/88

Prices are subject to change without notice. Please call for shipping charges. Prices in our retail store may be higher. Send for complete catalog.

**CALL TOLL FREE
1-800-343-8124**

- LOWEST POSSIBLE PRICES
- BEST POSSIBLE WARRANTY
- KNOWLEDGEABLE SALES STAFF
- TIMELY DELIVERY
- SHOPPING CONVENIENCE



computer plus

P.O. Box 1094
480 King Street
Littleton, MA 01460

SINCE 1973

IN MASSACHUSETTS CALL (617) 486-3193

RAINBOW


Table of Contents


February 1988
Vol. VII No. 7




42


Features

20
BASIC for 
Beginners III
David W. Ostler
The third in a four-part series of BASIC tutorials


30
Compu-Match 
Robert Rogers
Let CoCo calculate friendship compatibility


36
The Vote Is In
Cray Augsborg
Results of THE RAINBOW's Fourth Adventure Contest


42
To Overthrow 
the Controllers
Bruce K. Bell, O.D.
Grand prize Adventure Contest winner


65
Castle of Death 
Chinarut Ruangchotvit
16K Best of Show Adventure Contest winner

77
VCR Tapes Update
Randy Mayfield
A patch allowing use on a different VCR

85
The Color Gallery 
Eric White
Bring the CoCo 3's palette to PMODE 3 and 4 graphics


100
Wear Your Heart 
on Your Screen
Brian Catlett
An electronic Valentine's card for the one you love


108
Follow the 
Bread Crumbs
Dennis H. Weide
A tutorial on finding machine language addresses

114
Artifact Colors 
on CoCo 3's RGB
Steven M. Ostrom
A patch to display CoCo 1 and 2 colors on the CM-8 monitor


118
A Healthy Interface:
Body Maintenance
and Computing
Laurence D. Preble
The hazards of spending long hours at the computer

122
Programming for
the Hi-Res Joystic
Interface
Duane M. Perkins
An ML program to help y program the interface

126
A Picture Is Wo
6,144 Bytes 
Dennis H. Weide
Reversing a PMODE 4 graphics image

142
Sounding Out 
the ABCs
John M. Linge
A modification to the ABC educational program

152
The Impact
of Multi-Vue
Cray Augsborg
A first look at Tandy's use friendly interface for OS-Level II

154
Hackers Haven 
A roundup of five nifty programming utilities



Novices Niche


78
Life in a Fish Bowl
 Sandy Tadman

79
A CoCo Pop-Up Calculator
 Frank Turner

80
The ABCs of Organization
 Andre Needham

80
Hard Copy Your Directory
 Jim Knoppow

81
Reading Word Processing Files
 Chris Steele

 The cassette tape/disk symbols beside features and columns indicate that the program listings with those articles are on this month's RAINBOW ON TAPE and RAINBOW ON DISK. Those with only the disk symbol are not available on RAINBOW ON TAPE. For details, check the RAINBOW ON TAPE and RAINBOW ON DISK ad on Page 28.

Departments

Advertisers Index	192
Back Issue Information	177
CoCo Gallery	18
Corrections	14
Letters to Rainbow	6
Maxwell Mouse	33
One-Liner Contest Information	26
Racksellers	190
Rainbow Info	10
Received & Certified	138
Scoreboard	82
Scoreboard Pointers	84
Submitting Material to Rainbow	74
Subscription Info	16


Columns

90
BASIC Training
 Joseph Kolar
A tutorial on typing in programs

16
Building February's Rainbow
 Jutta Kapfhammer
Managing Editor's notes


146
Delphi Bureau
 Cray Augsburg
Delphi's Battelines and Hutchison's database report

168
Doctor ASCII
 Richard Esposito
The question fixer

76
Education Notes 
 Steve Blyn
Estimating expenses, Part II

14
PRINT#-2,
 Lawrence C. Falk
Editor's Notes


150
Turn of the Screw
 Tony DiStefano
Build an electronic EPROM emulator eraser

94
Wishing Well 
 Fred Scerbo
The ultimate testing programs

"CoCo Consultations" will return next month

Rainbowtech

171
Barden's Buffer
 William Barden, Jr.
An a'maze'ing Adventure

182
KISSable OS-9 
 Dale L. Puckett
Using a fourth-generation database language

Product Reviews

Backup Lightning/Performance Peripherals	136
CAIS/After Five Software	133
Color Math/Tandy Corporation	136
Color Max 3 Font Editor/Spectrum Projects	132
Currillian Cruiser/Glen Calafati	132
Disklock/Brian J. Rodia	130
Kung-Fu Dude/Sundog Systems	129
Master Disk/Bob's Software	133
Robot Odyssey/The Learning Company	131
Video Cards/Keno/Tom Mix Software	135

THE RAINBOW is published every month of the year by FALSOFT, Inc., The Falsoft Building, 9509 U.S. Highway 42, P.O. Box 385, Prospect, KY 40059, phone (502) 228-4492. THE RAINBOW, RAINBOWfest and THE RAINBOW and RAINBOWfest logotypes are registered ® trademarks of FALSOFT, Inc. • Second class postage paid POST, KY and additional offices. USPS N. 705-050 (ISSN No. 0746-4797). POSTMASTER: Send address changes to THE RAINBOW, P.O. Box 385, Prospect, KY 40059. Forwarding Postage Guaranteed. Authorized as second class postage paid from Hamilton, Ontario by Canada Post, Ottawa, Ontario, Canada. • Entire contents copyright © by FALSOFT, Inc., 1987. THE RAINBOW is intended for the private use and pleasure of its subscribers and purchasers and reproduction by any means is prohibited. Use of information herein is for the single end use of purchasers and any other use is expressly prohibited. All programs herein are distributed in an "as is" basis, without warranty of any kind whatsoever. • Tandy, Color BASIC, Extended Color BASIC and Program Pak are registered ® trademarks of the Tandy Corp. • Subscriptions to THE RAINBOW are \$31 per year in the United States. Canadian rates are U.S. \$38. Surface mail to other countries is U.S. \$68, air mail U.S. \$103. All subscriptions begin with next available issue. • Limited back issues are available. Please see notice for issues that are in print and their costs. Payment accepted by VISA, MasterCard, American Express, cash, check or money order in U.S. currency only. Full refund after mailing of one issue. A refund of 10/12ths the subscription amount after two issues are mailed. No refund after mailing of three or more magazines.

The Rainbow

Editor and Publisher
 Lawrence C. Falk

Managing Editor Jutta Kapfhammer
Associate Editor Jody Gilbert
Reviews Editor Judi Hutchinson
Submissions Editor Angela Kapfhammer
Copy Editor Lauren Willoughby
Technical Editor Cray Augsburg
Technical Assistants Ed Eilers, Joe Pierce
Editorial Assistants Sue H. Evans, Wendy Falk, Toni Frank, Monica Wheat
Contributing Editors
 William Barden, Jr., Steve Blyn, Tony DiStefano, Richard Esposito, Martin Goodman, M.D., Joseph Kolar, Dale Puckett, Fred Scerbo, Richard White
Art Director Heidi Maxedon
Designers Robert Hatfield, Jr., Rita Lawrence, Denise Webb
Typesetter Jody Doyle

Falsoft, Inc.

President Lawrence C. Falk
General Manager Patricia H. Hirsch
Asst. General Mgr. for Finance
 Donna Shuck
Admin. Asst. to the Publisher
 Sarah Levin
Executive Editor James E. Reed
Editorial Coordinator Jutta Kapfhammer
Senior Editor T. Kevin Nickols
Production Coordinator
 Cynthia L. Jones
Chief Bookkeeper Diane Moore
Dealer Accounts Judy Quashnock
Asst. General Manager For Administration
 Bonnie Frowenfeld
Director of Fulfillment Sandy Apple
Word Processor Manager
 Patricia Eaton
Customer Service Representative
 Beverly Beardon
Development Coordinator Ira Barsky
Chief of Printing Services Melba Smith
Director of Production Jim Cleveland
Dispatch Tony Olive, Sharon Smith
Business Assistant Laurie Falk
Advertising Coordinator Doris Taylor
Advertising Representatives
 Belinda Kirby, Kim Vincent
Advertising Assistant Debbie Baxter
 (502) 228-4492

For RAINBOW Advertising and Marketing Office Information, see Page 192

Cover illustration copyright © 1987 by Fred Crawford

OS-9 Happenings

Editor:

I have had OS-9 Level II for eight months and got nowhere with it until I bought Dale and Peter's latest opus — then it happened!

It is as if someone turned on a switch in my head! Having bought the book a week ago, I am now going back to the original manual and actually understanding it!

I cannot stress the importance of Level II on the CoCo 3 highly enough. I have seen a Hi-Res game and a complex database running concurrently on my \$200 box — I can really see what all the excitement is about. Although my experience with computers stretches back to the early days of minicomputers, I have always been a bit of a computer oaf — strictly an "I don't care how it does it" type of person. So, if I can figure Level II out, anyone can.

My brother is a long-time CoCoist (got me interested), but lately he's been thinking about buying MS-DOS. But on my recommendation, he now wants to see some of the new applications under Level II.

A friend of mine bought *Data Master* from Computerware. I got to play with it briefly. At first glance, the program is a great example of the raw speed and power available using Level II and the windowing environment. One thing I loved was the manual — if they can cram everything you need to read into 43 pages, including six pages of index and introduction, it has to be the most user-friendly system I've ever seen. (I am currently saving up the \$70 to buy it myself, but have already spent my December computer allowance!)

Ivan Scanlow-Carling
Antioch, TN

The Year's Best

Editor:

Approximately one year ago, I unpacked my CoCo 3 and went into business. Since then, I have subscribed to RAINBOW and RAINBOW ON DISK and have had one solid year of enjoyment. I would like to start the "Program of the Year" contest by selecting my three favorites from 1987.

3rd Runner Up — *DU-3* by Mike Jorgenson, February '87. This program has been transferred to every one of my disks and is a super utility, better than any I could have purchased for \$50 and up. Thanks, Mike, for helping us novices.

2nd Runner Up — *Write III* by Bill Cook, April '87. I am writing this letter right now on this word processor galore. Don't have to buy one now, Bill. You could have marketed this baby, but you chose to share it with your fellow CoCoholics! What a guy!

Program of the Year — *City Sun* by Greg Hall, November '87. If there's one thing I

can't stand, it's a 13-year-old kid who can write better programs than I can! All joking aside, I still can't believe what this program does. Congratulations, Greg! You have a tremendous future ahead of you, and thanks go to your parents for encouraging your talents.

Bernice M. Shoobs
Clifton, NJ

Positive Reaction?

Editor:

Although I am totally against software piracy, whether it be for profit, trading, or just giving, I have my own views on how the problem might best be handled.

Of the many programs I have purchased, most are in some way copy-protected. However, three of them (including the one I am using to write this letter) are not only unprotected, but come with manuals that encourage the user to make a backup copy and save the original. Cognitec (*Telewriter-64*), Sierra On-Line (*Winnie the Pooh in the Hundred Acre Wood*) and Island Graphics (*Micro Illustrator*) are all to be commended. They obviously trust their customers enough to make it easy for them to ensure the longevity of their purchase. You've got to feel good about dealing with people like this.

I am certain that there are some people who take advantage of these companies, but they would probably steal from the Salvation Army. I couldn't violate this trust and still sleep at night, and I think the vast majority of home computer users feel the same way. Many people in the software business would think I'm naive, but this is not guesswork on my part. It is a considered opinion based on experience.

I work in the car business. Our dealership is rather unique in one surprising respect. We maintain an inventory of some 300 cars and trucks, and they all are kept unlocked with keys in the ignitions all day long. And they are never locked! All night long, and on Sundays (when we are closed) customers can get in the cars, lift the hoods and inspect them all they want. The keys are removed, but no other form of protection is used. Foolish? I don't think so. We experience no more vandalism and theft than any other dealership I have worked in.

Now granted, Maine is not exactly the crime hotbed of the nation. Nevertheless, people are people and we are all subject to temptation. But a surprising number of us react positively when shown that we are trusted.

My message is simple. Assume a little integrity in your customers and let them know it. You just may find it to be the best form of copy protection yet.

Incidentally, RAINBOW's product reviews motivated me to buy all three of these excellent programs, along with several other

pieces of software and hardware. Even if there were nothing else of any consequence in your superb magazine, these unbiased, informative reports would in themselves be more than worth the price of the subscription. You haven't steered me wrong yet.

Paul Fullerton
Gardiner, ME

REVIEWING REVIEWS

Editor:

I would like to correct Mr. Augsburg's statement in the October issue in which he reviews *Color Max 3*. He states that the printer support includes "even a version that produces 16-color printouts of the screen on a CGP-220." This is untrue. The CGP-220 Ink Jet Printer has the information contained in its ROM to print a total of seven colors, six of which are produced by the subtractive coloring system, as the manual states. Any two of the colors (yellow, magenta and cyan) can be paired to produce three more colors: red, green and violet. Black, though technically not a color (the absence of all color being black) reflects some light, so in practice qualifies as color Number 7.


The *Color Max 3* software uses a technique called dithering, where colors are "meshed" together but not mixed in order to produce a simulation of a desired color on the CGP-220, not an actual color for color representation. This I was told by a representative of Computize.

I would like to add that I have seen actual CGP-220 color prints made with *Color Max 3* and was very impressed. But will there ever come a time when the CGP-220 is permitted to "grow up," as it were, to fully implement the abilities of this machine? This printer could, with the correct software/hardware, faithfully reproduce any of the 64 colors the CoCo 3 can show on its screen. When will it be realized that this printer can be the perfect mate to the CoCo 3? After all, it is a "color" computer, so don't you think it would be logical to have at its side a "color" printer?

If this issue were left up to Tandy, I would have no hope. But what I do have is pride in a strong CoCo Community that is ready to support its third-party developers. Tandy no longer markets this fine printer even though Canon USA, Inc., still manufactures it as the PJ-1080A Ink Jet Printer. Come on, all you programmers and developers, how about a real challenge . . . or maybe we should just be content and not worry about such a trivial thing as color, and we'll all "upgrade" to a black-and-white CoCo to match our black-and-white printers!

Charles R. Womble
Wilmington, NC

RUNS ON
COCO 2 & 3



AUTOTERM

TURNS YOUR COLOR COMPUTER INTO THE

WORLD'S SMARTEST TERMINAL!



YOU'LL ALSO USE AUTOTERM FOR SIMPLE
WORD PROCESSING & RECORD KEEPING

EXTRA FEATURES ON COCO 3 DISK

80 char. screen, 2400 baud thru serial port,
95,000 to 475,000 character buffer.

EASY COMMUNICATION + WORD PROCESSING + TOTAL AUTOMATION

Full prompting and error checking. Step-by-step manual has examples. Scroll text backward and forward. No split words on screen or printout. Save, load, delete files while on line. Print, save all or any part of text. 300 or 1200 baud. All 128 ASCII characters. Works with D.C. Hayes or any modem. Screen widths of 32, 40, 42, 51, 64.

DISK VERSION SUPPORTS RS232 PAK, XMODEM and SPLIT SCREEN FOR PACKET RADIO.

Please hire the mentally retarded. They are sincere, hard working and appreciative. *Thanks!*

Phyllis.

Editing is super simple with the cursor. Find strings instantly too! Insert printer control codes. Specify page size and margins. Switch quickly between word processing and intelligent terminal action. Create text, correct your typing errors; then connect to the other computer, upload your text or files, download information, file it, and sign-off; then edit the receive data, print it in an attractive format, and/or save it on file. Compatible with TELEWRITER.

CASSETTE \$29.95

DISKETTE \$39.95

Add \$3 shipping and handling
MC/VISA/C.O.D.

Advanced system of keystroke macros lets you automate any activity, such as dial via modem, sign-on, interact, sign-off, print, save. Perform entire session. Act as message taker. At start-up, disk version can automatically set parameters, dial, sign-on, interact, read/write disk, sign-off, etc. Timed execution lets AUTOTERM work while you sleep or play. No other computer can match your COCO's intelligence as a terminal.

PXE Computing

11 Vicksburg Lane
Richardson, Texas 75080
214/699-7273

HINTS AND TIPS

Editor:

To make my *Genealogy* programs [September and October '87 issues] work with a DMP-130 printer, these lines must be modified in the PAGE program: 380, 400, 440, 460, 490, 530, 550, 580, 660, 740, 770, 850, 870, 900 and 980.

These lines must be modified in the FAMILY program: 3780, 3800, 3840, 3860, 3890, 3930, 3950, 3980, 4020, 4040, 4070, 4110, 4130, 4160 and 4200.

The lines will have to be changed from PRINT # - 2, CHR\$(27); CHR\$(90); CHR\$(12) to PRINT # - 2, CHR\$(27); CHR\$(64); CHR\$(24).

No lines have to be modified in CHART, as the PRINT commands do not appear.

Brian Le Blanc
Digby County, Nova Scotia

Inexpensive Upgrades

Editor:

I recently read a letter concerning the expense of upgrading a 16K or 32K CoCo 2 to 64K. I became aware that many of your readers are paying large amounts of money to make the upgrade. There is a much cheaper way.

Jameco Electronics, 1355 Shoreway Road, Belmont, CA 94002 (415-592-8097), offers two kits for making the conversion easily and cheaply. Part No. TRS CoCo

(\$10.00) is for newer CoCos (U14 through U21 are not "the same size.") Older CoCos use the part No. TRS-64K-2 (\$8.95). U14 through U21 are "the same size" to use this one.

My machine had eight 8040517 RAM ICs, so I needed the TRS-64K-2 kit. I removed the eight RAMs, put in the ones from Jameco and soldered the W1 jumper into place (it's marked "64K" on the board!), and nothing could be easier. Do use static precautions: Don't stand on a rug while handling the computer or ICs. Ground yourself on the kitchen faucet before touching anything. Don't bend the pins. Touch the tip of the soldering iron to ground before touching the board. Don't touch any ICs unnecessarily. Use a small screwdriver to very gently pry an IC out of its socket.

James English
Kansas City, KS

A New Year

Editor:

Here is a change to the program *New Year* by Carmie A. Thomas [January '87, Page 29]:

```
60 DRAW"BM24,20;S5L2R2D20L4R8B
R10U20L5D5R5BR10U5D20R5U11L5U
10R5D10BR7U10D20R5U11L5U10R5D
10
```

This modification will adapt the 1987 graphics display to 1988.

Shawn Robb
Amarillo, TX

INFORMATION PLEASE

Editor:

I am looking for people willing to exchange software they have written concerning quality control or assurance, and statistics.

I have written several programs in BASIC and have started to convert them to run under BASIC09, using many of the enhancements available to me on the CoCo 3 and OS-9 Level II.

I am hoping to hear from interested readers, especially from those who are members of the American Society for Quality Control.

Charles Blair
5820 Balmoral St.
Brossard, Quebec
Canada J4Z 2H4

CoCo Carrier

Editor:

I deliver papers and am very interested in being able to put my route on my computer. I have to bill my customers once a month, so I need a way to do this. Also, I need to keep track of names and addresses because I need to run this off, and I would like to keep track of the payments as they come in.

We also have a list of customers who pay directly to the office and their expiration dates: Does anyone know of a program to help me?

*Sindy Shields
Rt. 6 Box 362
Rocky Mt., VA 24151*

KUDOS

Editor:

I have wanted to brush up on statistics for some time, but could not find the right book. At the RAINBOWfest in Princeton, I picked up a copy of *The Rainbow Introductory Guide to Statistics* and the disk that goes with it. Let me say that brushing up has been easy, as the book is well-written, and the program is very good.

Thanks for a job well done.

*Douglas F. Woolley, Jr.
GIMLET
Convent Station, NJ*

Brush With Celebrities

Editor:

On the few occasions I have gone online with Delphi, I've managed to "bump" into a few of the more notable CoCo users.

While in conference, I have found that these individuals are quite tolerant, courteous and helpful to newcomers — even when the first-time user jumps into the middle of their conversation.

Jim Reed, Don Hutchison, Rick Adams and a host of other contributors deserve all the support and acclaim the CoCo Community can give them.

*Charles A. Grossman
CAG
Farmington, NM*

PEN PALS

● I am 15 years old and would like a pen pal. I have a CoCo 2, disk drive, CGP-220 Color Ink Jet Printer and joystick.

*Kevin Cain
12506 NE 142LN #C203
Kirkland, WA 98034*

● Lakeland Communications, International Student Penfriends is the largest student pen pal organization in the world for all students who are 7 to 18 years of age. We have thousands of members who like computers, sports and many other interests! We have monthly pen pal book listings, newsletters and monthly contests. All students 7 to 18 years of age who would like to join may write to us and we will send complete details! Please send a #10 business size SASE to: Lakeland Communications, International Student Penfriends, 7430 Antebellum Blvd., Fort Worth, Indiana 46815.

● I am a 15-year-old looking for a pen pal. I own a 64K CoCo 2, with a cassette recorder.

*Sherree Connelly
79 Edna Ave.
Mechanicville, NY 12118*

● I am 16 years old and looking for pen pals from anywhere. I have a 64K CoCo 2 with two joysticks, disk drive (RS-DOS), DMP-105 printer and a DMC-3 modem. I have solved *Black Beard's Island*, as well as *Dragon Blade* and a few others. I am most interested in high action arcade games.

*Jesse Sanders
P.O. Box 84
Chimney Rock, CO 81127*

● I am 14 years old and have a CoCo 3 and two drives, which I use mostly for graphics. I enjoy listening to music, especially Whitesnake and Led Zeppelin. I would like to hear from girls over 14 or guys with the same interests, from anywhere. Will answer all letters.

*Greg LeMar
315 Smimer Blvd.
Phillipsburg, NJ 08865*

● I am 14 years old and have a CoCo 2 and 3, DMP-105 printer, disk drive, cassette recorder and Speech/Sound Pak. I am mostly interested in Adventures and games. Anyone from anywhere can write.

*Marianne Torracco
804 Eagle Street
Utica, NY 13501*

● I am 13 years old and have a 64K ECB CoCo 2, disk drive, and a DMP-130 printer. If you want a pen pal, please write me. I'll answer all letters!

*Chris Casson
3 Channing Lane
Camillus, NY 13031*

● I am 21 years old and I am looking for pen pals who run Color Computer bulletin board systems. I have a CoCo 2, modem, printer, cassette and a disk drive.

*John Peavy
1617 Savage Rd. NE
Salem, OR 97301*

● I'm interested in writing to and hearing from CoCo addicts from all over the world. I have about 20 pen pals I write to on a continual basis, and I'm always looking for more. I have a CoCo 2, CoCo 3 (just got it!), DMP-130 printer, DCM-5 modem, two disk drives and lots more. All letters will be answered, so please write.

*Erick Molnar
P.O. Box 4616
Sparks, NV 89432*

● I am a 17-year-old male looking for a pen pal. I have a CoCo 2, a single-sided and a double-sided disk drive, Multi-Pak, tape drive and a DMP-130A printer. Everyone who reads this qualifies. If we don't talk CoCo then we can just talk. I especially enjoy Adventure games. I guarantee all letters will be answered.

*Matt Fumich
P.O. Box 1346
Munford, TN 38058*

BULLETIN BOARD SYSTEMS

● Call the Grand Rapids BBS Wyoming Pabb, 616-538-8229. The BBS operates under the OS-9 and UNIX operating systems on a CoCo 2 with 512K RAM.

*Robert M. Worth, Jr.
1726 Millbank S.E.
Grand Rapids, MI 49508*

● Call the best CoCo Board in Reading, Pennsylvania, the Glass Menagerie. We have a System 2 for strictly CoCo downloads and four drives full of programs. Try the best online game section ever! Call 215-376-1819 24 hours, seven days a week. 8/N/1, 300/1200 baud. Run on two CoCo 2s, 10 disk drives! SysOp: Glassy. Co-SysOp: Lewis Brubaker.

*Allen H. Cravener
1137 Cotton St.
Reading, PA 19602*

● The Dungeon BBS of Newport, North Carolina, is now online running on *Colo-rama* Version 4.0, featuring games, Hi-Res graphics, multiple message bases, uploads and downloads. Hours of operation: 6 p.m. to 6 a.m. Monday through Friday, 24 hours Saturdays and Sundays. 300 baud, protocol of 8-N-1. Supports all CoCos. Call 919-726-9737.

*Chuck Katskes
410 Scott Drive
Newport, NC 28570*

● I would like to inform your readers of two new BBSs that run under new software called *CSBBS*. The programs were written especially for the CoCo 3! Both have screen width settings and multiple message bases, provide support for the whole family of CoCos, and have helpful SysOps. Both have four drives online and operate 24 hours a day at 300/1200 baud, 7/E/1:

Fox Communications 602-846-2002
Dream Weaver 602-848-9902

*Charles Pippin
6827 W. Luke
Glendale, AZ 85303*

THE RAINBOW welcomes letters to the editor. Mail should be addressed to: Letters to Rainbow, The Falsoft Building, P.O. Box 385, Prospect, KY 40059. Letters should include the writer's full name and address. Letters may be edited for purposes of clarity or to conserve space.

Letters to the editor may also be sent to us through our Delphi CoCo SIG. From the CoCo SIG> prompt, type RAI to take you into the Rainbow Magazine Services area of the SIG. At the RAINBOW> prompt, type LET to reach the LETTERS> prompt and then select Letters for Publication. Be sure to include your complete name and address.

The Best
Has Arrived

Word Power 3

(The Ultimate Word Processor for the CoCo 3)

Are you still using your CoCo 2 word processor on the CoCo 3 with patchwork? You don't have to any more. With Word Power 3, Microcom answers the challenge of word processors for the CoCo 3. It bridges the gap between "what is" and "what should be" in word processors. **No other word processor offers such a wide array of features that are so easy to learn and use.** Check out the impressive features:

DISPLAY

The 80-column display with true lowercase lets you view the full width of a standard page. **All the prompts are displayed in plain English in neat colored windows.** The current column number, line number, page number and the percentage of memory remaining is displayed on the screen at all times. The program even displays the bottom margin perforation so you know where one page ends and the other begins. You can also change the foreground/background color of the screen to suit your needs!

AVAILABLE MEMORY

Unlike most other word processors, Word Power 3 gives you 80K of memory with a 128K CoCo 3 and more than 460K with a 512K CoCo 3 to store text.

TYPING/EDITING

Word Power 3 has one of the most powerful and user-friendly full-screen editors with wordwrap. All you do is type; Word Power 3 takes care of the text arrangement. It even has a built-in **Auto-Save** feature which saves the current text to disk at regular intervals; so you know that your latest version is saved on disk. Here are some of the editing features of Word Power 3:

Auto-repeat; Key-Click; Cursor up, down, left, right, beginning of line, end of line, next word, previous word, top of text, end of text; page forward, backward; 4-way scrolling; block copy, move, delete;

global search and replace (with wild-card search); line positioning (left, right or center); insert/overstrike modes; delete to beginning/end of line, next/previous word; and tabs. You can also embed printer codes in text to take advantage of underlining, sub/superscript and other printer functions. Define left, right, top and bottom margins, and page length.

MAIL MERGE

Ever try mailing out the same letter to 500 different persons? Could be quite a chore. Not with the Mail Merge feature of Word Power 3. Using this feature, you can type a letter, follow it through with a list of addresses and have Word Power 3 print out personalized letters. It's that easy!

LOADING/SAVING FILES TO DISK

Word Power 3 creates ASCII format files which are compatible with almost all terminal, spell-checking, and other word-processing programs. It allows you to load, save and kill files and also to create and edit Basic, Pascal, C and Assembly files. Supports double-sided drives and various drive step rates.

PRINTING

Word Power 3 drives almost any printer (DMP series, EPSON, GEMINI, OKIDATA, etc.). Allows print options such as different baud rates, line spacing, page pause, partial print, multi-line headers/footers, page numbers, page number placement, and right justification. You can also change the values for these print options within the text by using embedded printer option codes.

INSTRUCTION MANUAL

Word Power 3 comes with a well-written and easy-to-comprehend instruction manual that makes writing with Word Power 3 a breeze.

Word Power 3 comes on disk for only **\$69.95.**



MICROCOM SOFTWARE

P.O. Box 214

Fairport, N.Y. 14450

Phone (716) 223-1477

Call Toll Free (For Orders) 1-800-654-5244 9 AM-9 PM EST 7 days a week

Except NY. **Order Status**, Information, Technical Information, NY Orders call **1-716-223-1477**

All orders shipped by UPS 2nd Day Air at no extra charge. Last minute shoppers can benefit.

VISA, MC, AMEX, Check, MO. Please add \$3.00 S&H (USA & Canada), other countries \$5.00 S&H.

NYS residents please add sales tax.

Computerized processing & tracking of orders. Immediate shipment.



RAINBOW Info

How To Read Rainbow

Please note that all the BASIC program listings in THE RAINBOW are formatted for a 32-character screen — so they show up just as they do on your CoCo screen. One easy way to check on the accuracy of your typing is to compare what character "goes under" what. If the characters match — and your line endings come out the same — you have a pretty good way of knowing that your typing is accurate.

We also have "key boxes" to show you the *minimum* system a program needs. But, do read the text before you start typing.

Finally, the little disk and/or cassette symbols on the table of contents and at the beginning of articles indicate that the program is available through our RAINBOW ON DISK or RAINBOW ON TAPE service. An order form for these services is on the insert card bound in the magazine.

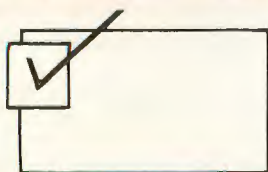
What's A CoCo?

CoCo is an affectionate name that was first given to the Tandy Color Computer by its many fans, users and owners.

However, when we use the term CoCo, we refer to both the Tandy Color Computer and the TDP System-100 Computer. (While many TDP-100s are still in service, the TDP Electronics division of Tandy no longer markets the CoCo look-alike.) It is easier than using both of the "given" names throughout THE RAINBOW.

In most cases, when a specific computer is mentioned, the application is for that specific computer. However, since the TDP System-100 and Tandy Color are, for all purposes, the same computer in a different case, these terms are almost always interchangeable.

Rainbow Check Plus



The small box accompanying a program listing in THE RAINBOW is a "check sum" system, which is designed to help you type in programs accurately.

Rainbow Check PLUS counts the number and values of characters you type in. You can then compare the number you get to those printed in THE RAINBOW. On longer programs, some benchmark lines are given. When you reach the end of one of those lines with your typing, simply check to see if the numbers match.

To use *Rainbow Check PLUS*, type in the program

and save it for later use, then type in the command RUN and press ENTER. Once the program has run, type NEW and press ENTER to remove it from the area where the program you're typing in will go.

Now, while keying in a listing from THE RAINBOW, whenever you press the down arrow key, your CoCo gives the check sum based on the length and content of the program in memory. This is to check against the numbers printed in THE RAINBOW. If your number is different, check the listing carefully to be sure you typed in the correct BASIC program code. For more details on this helpful utility, refer to H. Allen Curtis' article on Page 21 of the February 1984 RAINBOW.

Since *Rainbow Check PLUS* counts spaces and punctuation, be sure to type in the listing exactly the way it's given in the magazine.

```
10 CLS:X=256*PEEK(35)+178
20 CLEAR 25,X-1
30 X=256*PEEK(35)+178
40 FOR Z=X TO X+77
50 READ Y:W=W+Y:PRINT Z,Y;W
60 POKE Z,Y:NEXT
70 IF W=7985 THEN GOTO ELSEPRINT
  "DATA ERROR":STOP
80 EXEC X:END
90 DATA 182, 1, 106, 167, 140, 60, 134
100 DATA 126, 183, 1, 106, 190, 1, 107
110 DATA 175, 140, 50, 48, 140, 4, 191
120 DATA 1, 107, 57, 129, 10, 38, 38
130 DATA 52, 22, 79, 158, 25, 230, 129
140 DATA 39, 12, 171, 128, 171, 128
150 DATA 230, 132, 38, 250, 48, 1, 32
160 DATA 240, 183, 2, 222, 48, 140, 14
170 DATA 159, 166, 166, 132, 28, 254
180 DATA 189, 173, 198, 53, 22, 126, 0
190 DATA 0, 135, 255, 134, 40, 55
200 DATA 51, 52, 41, 0
```

OS-9 and RAINBOW ON DISK

The OS-9 side of RAINBOW ON DISK contains two directories: CMDS and SOURCE. It also contains a file, *read.me.first*, which explains the division of the two directories. The CMDS directory contains executable programs and the SOURCE directory contains the ASCII source code for these programs. BASIC09 programs will only be offered in source form so they will only be found in the SOURCE directory.

OS-9 is a very powerful operating system. Because of this, it is not easy to learn at first. However, while we can give specific instructions for using the OS-9 programs, you will find that the OS-9 programs will be of little use unless you are familiar with the operating system. For this reason, if you haven't "learned" OS-9 or are not comfortable with it, we suggest you read *The Complete Rainbow Guide to OS-9* by Dale Puckett and Peter Dibble.

The following is not intended as a course in OS-9. It merely states how to get the OS-9 programs from

RAINBOW ON DISK to your OS-9 system disk. Use the procedures appropriate for your system. Before doing so, however, boot the OS-9 operating system according to the documentation from Radio Shack.

- 1) Type `load dir list copy` and press ENTER.
- 2) If you have only one disk drive, remove the OS-9 system disk from Drive 0 and replace it with the OS-9 side of RAINBOW ON DISK. Then type `chd/d0` and press ENTER. If you have two disk drives, leave the system master in Drive 0 and put the RAINBOW ON DISK in Drive 1. Then type `chd/d1` and press ENTER.
- 3) List the `read.me.first` file to the screen by typing `list read.me.first` and pressing ENTER.
- 4) Entering `dir` will give you a directory of the OS-9 side of RAINBOW ON DISK. To see what programs are in the CMDS directory, enter `dir cmds`. Follow a similar method to see what source files are in the SOURCE directory.
- 5) When you find a program you want to use, copy it to the CMDS directory on your system disk with one of the following commands:

One-drive system: `copy /d0/cmds/ filename /d0/cmds/ filename -s`

The system will prompt you to alternately place the source disk (RAINBOW ON DISK) or the destination disk (system disk) in Drive 0.

Two-drive system: `copy /d1/cmds/ filename /d0/cmds/ filename`

Once you have copied the program, you execute it from your system master by placing that disk in Drive 0 and entering the name of the file.

Using Machine Language

The easiest way to "put" a machine language program into memory is to use an editor/assembler, a program you can purchase from a number of sources. All you have to do, essentially, is copy the relevant instructions from THE RAINBOW's listing into CoCo.

Another method of putting an ML listing into CoCo is called "hand assembly" — assembly by hand, which *sometimes* causes problems with DRIGIN or EQUATE statements. You ought to know something about assembly to try this.


Use the following program if you want to hand-assemble ML listings:

```
10 CLEAR200,&H3F00:I=&H3F00
20 PRINT "ADDRESS: ";HEX$(I);
30 INPUT "BYTE":B$
40 POKE I,VAL("&H"+B$)
50 I=I+1:GOTO 20
```

This program assumes you have a 16K CoCo. If you have 32K, change the `&H3F00` in Line 10 to `&H7F00` and change the value of I to `&H7F00`.

BOOKS & GRAPHICS

500 POKES, PEEKs, 'N EXECs FOR THE TRS-80 COCO



NEVER BEFORE has this information of vital significance to a programmer been so readily available to everyone. This book will help you 'GET UNDERNEATH THE COVER' of the Color Computer and develop your own HI-QUALITY Basic and ML programs. SO WHY WAIT?? This 80-page book includes POKEs, PEEKs and EXECs to:

- ★ Autostart your basic programs
- ★ Disable Color Basic/ECB/Disk Basic commands like LIST, LLIST, POKE, EXEC, CSAVE(M), DEL, EDIT, TRON, TROFF, PCLEAR, DLOAD, RENUM, PRINT USING, DIR, KILL, SAVE, LOAD, MERGE, RENAME, DSKINI, BACKUP, DSKI\$, and DSKO\$.
- ★ Disable BREAK KEY, CLEAR KEY and RESET BUTTON.
- ★ Generate a Repeat-key.
- ★ Transfer ROMPAKS to tape (For 64K only).
- ★ Speed Up your programs.
- ★ Reset, MOTOR ON/OFF from keyboard.
- ★ Recover Basic programs lost by NEW.
- ★ Set 23 different GRAPHIC/SEMIGRAPHIC modes
- ★ Merge two Basic programs.
- ★ AND MUCH MUCH MORE!!!
COMMANDS COMPATIBLE WITH 16K/32K/64K/COLOR BASIC/ECB/DISK BASIC SYSTEMS and CoCo 1, 2, & 3.

ONLY \$16.95

SUPPLEMENT to 500 POKES, PEEKs 'N EXECs

ONLY \$9.95

200 additional Pokes, Peek's 'n Execs to give you MORE PROGRAMMING POWER. Includes commands for:

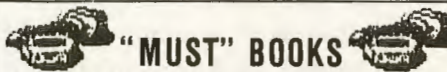
- Rompak Transfer to disk
- PAINT with 65000 styles!
- Use of 40 track single/double sided drives with variable step-rates
- High-Speed Cassette Operation
- Telewriter 64[®], Edtasm+[®] and CoCo Max[®] Enhancements
- Graphics Dump (for DMP printers) & Text Screen Dump
- AND MUCH MUCH MORE!
- 500 POKES, PEEKS 'N EXECs is a prerequisite

NEW! 300 POKES PEEKs 'N EXECs FOR THE COCO III

Get more POWER for your CoCo III. Includes commands for:

- 40/80 Column Screen Text Dump
- Save Text/Graphics Screens to Disk
- Command/Function Disables
- Enhancements for CoCo 3 Basic
- 128K/512K Ram Test Program
- HPRINT Character Modifier
- AND MANY MORE COMMANDS

ONLY \$19.95



"MUST" BOOKS

UNRAVELLED SERIES: These books provide a complete annotated listing of the BASIC/ECB and DISK ROMs.

EXTENDED COLOR BASIC UNRAVELLED: \$39.95

DISK BASIC UNRAVELLED: \$19.95

BOTH UNRAVELLED BOOKS: \$49.95

SUPER ECB (CoCo3) UNRAVELLED: \$24.95

ALL 3 UNRAVELLED BOOKS: \$59.95

COCO 3 SERVICE MANUAL \$39.95

COCO 2 SERVICE MANUAL: \$29.95

INSIDE OS9 LEVEL II \$39.95

RAINBOW GUIDE TO OS9 LEVEL II ON COCO 3: \$19.95

RAINBOW GUIDE TO OS9 II DISK: \$19.95

INSIDE OS9 LEVEL II DISK: \$20.00

COCO 3 SECRETS REVEALED: \$19.95

ASSEMBLY LANGUAGE PROGRAMMING*: \$18.00

ADDENDUM FOR COCO 3: \$12.00

UTILITY ROUTINES VOL 1 BOOK: \$19.95

MICROCOM SOFTWARE
P.O. Box 214
Fairport, N.Y. 14450
Phone (716) 223-1477

VISA, MC, AMEX, Check, MO. Please add \$3.00 S&H (USA & Canada), other countries \$5.00 S&H. NYS residents please add sales tax. Computerized processing & tracking of orders. Immediate shipment. Dealer inquiries invited.

COCO GRAPHICS DESIGNER

Greeting Cards
Signs
Banners

The CoCo Graphics Designer allows you to create beautifully designed Greeting Cards, Signs and Banners for holidays, birthdays, parties, anniversaries and other occasions. Comes with a library of pre-drawn pictures. Also includes utilities which allow you to create your own character sets, borders and graphic pictures. Requires a TRS-80 COLOR COMPUTER I, II OR III OR TDP-100 with a MINIMUM OF 32K, ONE DISK DRIVE and a PRINTER. compatible with DISK BASIC 1.0/1.1, ADOS 1.0/1.1 AND JDOS. Supports the following printers: DMP 100/105/110/130/430, CGP 220, EPSON RX/FX, GEMINI 10X, SG-10, NX-10 & OKIDATA

DISK ONLY \$29.95

PICTURE DISK #1: 100 more pictures for CGD: \$14.95

FONT DISK #1: 10 extra fonts! \$19.95

COLOR PAPER PACKS \$24.95

COCO MAX III

It's finally here! CoCo Max for the CoCo III. Includes all the features of the acclaimed CoCo Max II and more: CoCo III hi-res screen, display of 64 colors at a time, 50% larger editing window, special effects with animation and much much more! Comes with special hi-res interface, conversion utilities and a comprehensive manual. Disk only \$79.95 Min Req: 128K CoCo III with a disk drive.

COCO MAX II

Disk \$77.95; Tape \$67.95

MAX PATCH

An excellent software patch to run COCO MAX II on COCO III. Req. RS Hires Joystick Interface. No chip replacements or soldering. Disk only \$24.95
BOTH MAX PATCH & HI-RES INTERFACE: \$34.95

COLOR MAX III DELUXE


This is the sequel to the popular Color Max III. Additional features include multiple screen editing, animation, etc. Includes printer drivers for EPSON, GEMINI, DMP & CGP-220 printers. Disk only \$69.95. Minimum Requirements: 512K CoCo 3, RS Hi-Res Joystick Interface and Tandy Disk Controller.



All orders \$50 & above shipped by 2nd day Air UPS with no extra charge. Last minute shoppers can benefit.

Call Toll Free (For Orders) 1-800-654-5244 9 AM-9 PM EST 7 days a week

Except NY. Order Status, Information, Technical Information, NY Orders call 1-716-223-1477





Some Random Thoughts . . .

You, as a member of the CoCo Community, are far luckier than I am. As I write this, the sun is positioned exactly over the Tropic of Capricorn, which means that (except for our friends in the Southern Hemisphere) it is the first day of winter and the shortest day of the year. Consider that when you actually read this it will be six weeks hence and the groundhog will be about to pop out of his burrow in Pennsylvania and, hopefully, forecast an end to winter.

It certainly is something to think about. Maybe that's why I am always behind the times.

Tandy's new flight simulator for the CoCo 3 is one of the all-time best. It is adapted from Microsoft's *Flight Simulator*, which has been in release in the MS-DOS market for some time.

As many of you know, I have a private pilot's license and fly a Cessna 172. The program is based on a Cessna 182, which is a little more powerful than my plane — but the feeling of flying is about the same.

For just about anyone who is learning to fly — or is just thinking about it — this flight simulator has all the goodies, including VOR receivers so you can practice instrument flying and approach techniques. It “behaves” like a real airplane in the air and is a great deal of fun to fly.

If you're looking for a shoot-'em-up in the air, forget it. But if you want, instead, to brush up on some techniques, this program is a safe, inexpensive and very realistic way to do all that and more.

It is probably as good a time as any to introduce you to Steven and Cheryl Walbuton of Broadmeadow, Australia.

As a number of you are aware, one of the first “overseas” locations in which the CoCo and THE RAINBOW thrived was the land “down under.” A fine chap by the name of Greg Wilson called me one evening and asked to be able to reprint most of the “Yank” version of the magazine with some special “Aussie”

COCO 3 UTILITIES GALORE

(All utilities support 40/80 columns for CoCo 3)
(CoCo 2 versions are available for most utilities)



SUPER TAPE/DISK TRANSFER



• Disk-to-Disk Copy (1-3 passes) • Tape-to-Disk Copy • Tape-to-Disk Automatic Relocate • Disk-to-Tape Copy • Tape-to-Tape Copy
Copies Basic/ML programs and DATA files. CoCo 1, 2 & 3. 32K Disk System (Disk to Disk Copy requires 64K). Disk Only \$24.95

OS9 LEVEL II RAMDISK

Lightning Fast Ramdisk with Auto Formatting. A must for any OS9 Level II User. Req. 512K \$29.95. (Only \$14.95 with the purchase of 512K Upgrade & Ramdisk!!).

HI-RES JOYSTICK SOFTWARE

Wish you could use the hi-res joystick interface from Basic? You can now. This program will let you access 640 x 640 pixels from your joystick for extra precision. CoCo 3 Disk \$14.95

COCO NEWSROOM

Now available for the CoCo III! You can design your own newspaper with Banner Headlines/6 articles using sophisticated Graphics, Fonts and Fill Patterns. Comes with 22 fonts & 50 pictures! Over 140K of code. Disk only \$49.95

MAILLIST PRO

The ultimate mailing list program. Allows you to add, edit, view, delete, change, sort (by zipcode or name) and print labels. Its indispensable! Disk Only \$19.95 (CoCo 2 version included)

DISK LABEL MAKER

Allows you to design professional disk labels! Allows elongated, normal and condensed format for text, double-strike, border creation and multiple-label printing. Its a MUST for any user with a disk drive. Disk Only \$19.95. Supports DMP 105/110/120/130/430, GEMINI, STAR, EPSON and compatibles. (CoCo 2 version included)

COMPUTERIZED CHECKBOOK

Why bother with balancing your checkbook? Let the CoCo do it for you! Allows you to add, view, search, edit, change, delete and printout (in a table or individual entry format) checkbook entries. Updates balance after each entry. Allows files for checking, saving and other accounts. Disk Only \$19.95 (CoCo 2 version included)

BOWLING SCORE KEEPER

An excellent utility to keep track of your bowling scores. Allows you to save scores under individuals or teams. You can edit, change, delete and compare scores. A must for anyone who wants to keep track of his or her bowling performance. Disk \$19.95 (CoCo 2 version included).

VCR TAPE ORGANIZER

Organize your videocassettes with this program! Allows you to index cassettes by title, rating, type, play time and comments. Also allows you to sort titles alphabetically and view/print selected tapes. If you own a VCR, this program is a must. Disk Only \$19.95 (CoCo 2 version included).

512K RAMDISK/SPOOLER

Turns your 512K RAM into super-fast in-memory disk drives. Reduces chances of IO errors and disk access is lightning fast. 512K Spooler keeps your computer free for programming when printing documents to the printer. A must for 512K users. CoCo 3 Disk Only \$24.95

ADOS3

Advanced Disk Operating System for CoCo 3. \$34.95 ADOS: \$27.95

COCO UTIL II

(Latest Version): Transfer CoCo Disk files to IBM compatible computer. Transfer MS-DOS files to CoCo \$39.95

SPIT 'N IMAGE

Makes a BACKUP of ANY disk \$32.95

RGB PATCH

Displays most games in color on RGB monitors. For CoCo 3 Disk \$24.95

ALL SOFTWARE COMPATIBLE WITH COCO 1, 2 & 3 WORD PROCESSORS

TeleWriter-64: Best Word Processor For CoCo 1, 2 & 3. (Cas) \$47.95 (Disk) \$57.95
TW-80: 80 Column Display & more features for TW-64. CoCo 3 Disk \$39.95
TELEFORM: Mail Merge & Form Letters for TW-64. \$19.95

DATABASE

Pro Color File *Enhanced* 2.0: Multi-feature Database. \$59.95

COMMUNICATIONS

Autoterm: Superb Terminal Program. Works with any modem! (Cas) \$29.95 (Disk) \$39.95
Wiz: For OS9 II. 300-19200 baud rate, windows! Req 512K & RS232 Pak \$79.95

ASSEMBLERS/COMPILERS

EDT/ASM 64D: Best Disk Based Editor-Assembler for CoCo. \$59.95 (Specify CoCo 1, 2 or 3)
THE SOURCE: Best Disassembler for CoCo. \$34.95 (Specify CoCo 1, 2 or 3)
CBASIC: Most powerful Basic Program Compiler. \$149.95 (Specify CoCo 1, 2 or 3)

GAMES

(DISK ONLY)



*IRON FOREST: \$28.95
LIGHT PHASER W/INTERFACE: \$34.95
MISSION! RUSH 'N ASSAULT: \$28.95
*GRANDPRIX CHALLENGE: \$28.95
*GANTELET II: \$28.95
GANTELET: \$28.95
MISSION F-16 ASSAULT: \$28.95
MARBLE MAZE: \$28.95
PAPER ROUTE: \$28.95
KNOCK OUT: \$28.95
KARATE: \$28.95
WRESTLE MANIAC: \$28.95
BOUNCING BOULDERS: \$28.95
THE GATES OF DELIRIUM: \$28.95
CALADURIAL FLAME OF LIGHT: \$28.95
LANSFORD MANSION: \$28.95
P-51 MUSTANG SIMULATION: \$34.95
WORLDS OF FLIGHT: \$34.95
PYRAMIX: Cubix® for CoCo 3: \$24.95
VEGAS SLOTS (CoCo III Only): \$34.95
FLIGHT 16: \$34.95



MICROCOM SOFTWARE
P.O. Box 214
Fairport, N.Y. 14450
Phone (716) 223-1477

All orders \$50 & above shipped by UPS 2nd Day Air at no extra charge. Last minute shippers can benefit VISA, MC, AMEX, Check, MO. Please add \$3.00 S&H (USA & Canada), other countries \$5.00 S&H. NYS residents please add sales tax. Computerized processing & tracking of orders. Immediate shipment. Dealer inquiries invited.

MasterCard



Call Toll Free (For Orders) 1-800-654-5244 9 AM - 9 PM EST 7 days a week

Except NY. Order Status, Information, Technical Information, NY Orders call 1-716-223-1477

“For just about anyone who is learning to fly — or is just thinking about it — this flight simulator has all the goodies.”

news as well under a royalty agreement. I told him to go ahead and a friendship was born.

Greg met an untimely end several years ago and others became involved with the Aussie edition. Then, just a few months ago, we reached an agreement with the Walbuttons to continue on in the same sort of tradition that Greg started. We've been quite pleased here and, from the way things are going “down there,” it seems that much more than the kangaroos, koala bears and wombats are interested, too. We're glad that we are now able to provide a quality Australian version of THE RAINBOW again.

As a matter of fact, Steven and Cheryl have gone far beyond the call of duty. I'm fascinated with folk songs of other lands, and find the folk songs in Australia perfectly delightful. I even have a favorite singer, Slim Dusty, who has done some absolutely incredible songs that — at least to my mind — capture the feel and heartbeat of Australia.

I became “acquainted” with Dusty through a tape that included two terrific songs, “The Man From Snowy River”

and “The Ballad of Henry Lawson.” I asked the Walbuttons if there were any Slim Dusty tapes and have been happily playing them ever since. Seems I'm not the only one who likes him: He is supposed to be one of the top folk/country singers in Australia.

Dusty really captures the spirit of the land of which he sings through his lyrics. Here in the United States it is, of course, late December as I write this and, so, perhaps, it is fitting to quote a short passage from “The Man From Snowy River” in which Dusty sings of a place . . .

*Where the air is clear as crystal
And the white stars fairly blaze
At midnight in the cold and frosty skies*

I can just see Santa headed for my chimney through a night like that — an occurrence that is due the end of this week (provided that I've been good).

I hope 1988 will be good for all of you.

— Lonnie Falk

Corrections

“RAMDisk — Speedy File Handling” (Review, January 1988, Page 138): The *RAMDisk* review incorrectly stated that the product is available from Spectrum Projects. This product is available from Cer-Comp, 5566 Ricochet Avenue, Las Vegas, NV 89110, (702) 452-0632, for \$19.95.

“The BASIC Versions” (Doctor ASCII, January 1988, Page 155): In his answer to Josh Abrams' question regarding the use of *EDTASM* on the CoCo 3, Richard Esposito presented a program, *Patch*,

which was written by Roger A. Krupski. The last line of *Patch* was inadvertently left out of the listing. Just add the following line and *Patch* should work properly:

610 DATA “END”, “END”

“Making an Address List” (December 1987, Page 66): George F. Saunderson has written to indicate his phone number was incorrectly listed at the end of the article. The correct phone number is (713) 781-8984.

For quicker reference, Corrections will be posted on Delphi as soon as they are available in the Info on Rainbow topic area of the database. Just type DATA at the CoCo SIG> prompt and INFO at the TOPIC> prompt.

ALL HARDWARE COMPATIBLE WITH COCO 1, 2 & 3

DISK DRIVES

Double Sided, Double Density 360K 40 track disk drives for the Color Computer 1, 2 and 3. Buy from someone else and all you get is a disk drive. Buy from us and not only do you get a quality disk drive, you also get \$60 worth of disk utility software (Super Tape/Disk Transfer and Disk Tutorial) and our DISKMAX utility which allows you to use BOTH sides of our disk drives. It's like buying TWO disk drives for the price of ONE!!



DRIVE 1 (Completely Assembled) \$149.95
DRIVE 0 (With J&M Controller & Cable) \$229.95
 (90 day warranty on all drives)
J&M CONTROLLER (With RSDOS) \$79.95
DISTO SUPER CONTROLLER: \$99.95



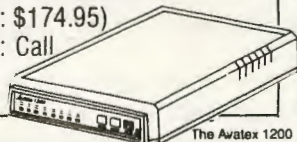
DRIVE CABLES: 1 DRIVE CABLE: \$19.95 2 DRIVE CABLE: \$24.95 4 DRIVE CABLE: \$39.95
 (For Drives, add \$7.00 S&H in USA/CANADA)

COMMUNICATIONS EXTRAVAGANZA

- 1) AVATEX 1200 MODEM: Hayes compatible 300/1200 Baud, Auto-Dial/Answer/Redial (Reg. \$129.95)
- 2) MODEM CABLE (Reg. \$19.95)
- 3) AUTOTERM TERMINAL SOFTWARE
- 4) FREE COMPUERVE OFFER and ACCESS TIME
- 5) UPS 2nd DAY AIR Shipping.

ONLY \$149.95

(With AVATEX 1200hc instead of AVATEX 1200: \$174.95)
 AVATEX 2400: Call



The Avatex 1200

UPGRADES

512K UPGRADE FOR COCO III

Fast 120ns chips. Fully tested. Easy installation. No soldering. Comes with complete documentation and RAM test program on disk.



ONLY \$79.95



(With purchase of our 512K RAMDISK program: below)

512K Upgrade without chips \$44.95

512K RAMDISK

Have 2 superfast RAMDISKS & a print spooler.

\$24.95

64K Upgrade for 26-3134 A/B CoCo II: \$39.95

64K Upgrade for CoCo I's, CoCo II's with Cat #26-3026/7, 26-3134 & 26-3136: \$29.95

CABLES/SWITCHERS/ ADAPTERS

RS232 Y CABLE: Hook 2 devices to the serial port **ONLY \$18.95**

Y CABLE: Use your Disk System with CoCo Max, DS69, etc. **ONLY \$24.95**

15' PRINTER/MODEM EXTENDER CABLE: **ONLY \$16.95**

MODEM CABLE: 4 pin to DB 25: **\$19.95**

15" MULTIPAK/ROMPAK EXTENDER

CABLE: \$29.95

3-POSITION SWITCHER: Select any one of three RS232 devices (printers/modems) from the serial port **\$37.95**

WICO TRACK BALL: \$29.95

WICO ADAPTER: Use Atari type Joysticks with your CoCo: **\$29.95**

RS HI-RES JOYSTICK INTERFACE: \$11.99

MAGNAVOX 8505/8515/8CM643 Analog

RGB Cable: \$24.95

CM-8 RGB Analog Ext. Cable: \$19.95

SONY Monitor Cable: \$39.95

VIDEO

UNIVERSAL VIDEO DRIVER: For monochrome or color monitor. **\$29.95**

VIDEO CLEAR: Reduce TV interference. **\$19.95**

PRINTER INTERFACES

SERIAL TO PARALLEL INTERFACE: With 6 switch selectable baud rates (300-9600) Comes with all cables **\$44.95**

EPROM

INTRONICS EPROM PROGRAMMER: Best EPROM Programmer for the CoCo.

Lowest Price Anywhere. **\$137.95**

EPROM ERASER (Datarase): Fast erase of 24/28 pin EPROMs. **\$49.95**

EPROMS: 2764 - \$8.00, 27128 - \$9.00
 Call for other EPROMs.

BOTH EPROM PROGRAMMER and ERASER: \$179.95

ROMPAK w/Blank PC Board 27xx Series: \$12.95

KEYBOARDS/ACCESSORIES

KEYBOARD EXTENSION CABLE: Why break your back when typing on the CoCo? Our keyboard extender cable allows you to move your keyboard away from the computer and type with ease. You can use your existing keyboard with this cable or leave your present keyboard intact and use a second keyboard. A MUST for all CoCo Users. Only **\$39.95**. Cable with CoCo II keyboard: **\$49.95**


COCO 3 KEYBOARD (includes FREE FUNCTION KEYS software value \$19.95): \$39.95

CHIPS, ETC.

Disk Basic Rom 1.1 (Needed for CoCo III): \$29.95

Multi-Pak PAL Chip for CoCo 3 (Specify Multipak Cat #): \$19.95

PAL Switcher: Now you can switch between the CoCo II and CoCo III modes when using the Multi-Pak. You need the OLDER and NEW PAL chip for the 26-3024 Multipak. Only **\$39.95**/With NEW PAL Chip **\$49.95**



MICROCOM SOFTWARE

P.O. Box 214
 Fairport, N.Y. 14450
 Phone (716) 223-1477

All orders \$50 and above (except Disk Drives) shipped by UPS 2nd Day Air at no EXTRA charge. We accept VISA/MC/AMEX, Check or MO. Please add \$3.00 S&H (USA/CANADA; other countries \$5.00), except where otherwise mentioned. NYS Residents please add sales tax. Prices are subject to change. All products are covered by manufacturer's warranty.



Call Toll Free (For Orders) 1-800-654-5244 9 AM - 9 PM EST 7 days a week

Except NY. Order Status, Information, Technical Information, NY Orders call **1-716-223-1477**

About Your Subscription

Your copy of *THE RAINBOW* is sent second class mail. You must notify us of a new address when you move. Notification should reach us no later than the 15th of the month prior to the month in which you change your address. Sorry, we cannot be responsible for sending another copy when you fail to notify us.

Your mailing label also shows an account number and the subscription expiration date. Please indicate this account number when renewing or corresponding with us. It will help us help you better and faster.

For Canadian and other non-U.S. subscribers, there may be a mailing address shown that is different from our editorial office address. Do not send any correspondence to that mailing address. Send it to our editorial offices at Falsoft, Inc., The Falsoft Building, P.O. Box 385, Prospect, KY 40059. This applies to everyone *except* those whose subscriptions are through our distributor in Australia.

Building February's Rainbow

The Ultimate Utility

If you are one of the thousands who've just received a new Color Computer for Christmas, congratulations, and welcome to *THE RAINBOW*. Our magazine is devoted to helping you learn all you can about how to get the most from your CoCo (short for Color Computer). If you missed our January beginners issue, don't worry, because every issue of *RAINBOW* has lots of material for beginners. In fact, in one aspect or another of the CoCo's many uses, all of us are beginners. And few of us will ever forget that thrill of discovery and feeling of control we experienced when we first powered up our CoCo and played with those short sample programs in the manual.

Today's Color Computer is a very powerful machine despite its very modest price. The fact is, thousands of us, when we bought our first Color Computer, paid four or five times as much for a machine that had only 4K of memory. Now the standard is a 128K machine that can easily be upgraded to as much as 512K. There's a lot of computer in that little white box.

In many ways, we'd love to be right there with you as you get to know your CoCo. Do you have your new machine hooked to the TV in the living room? That's how most of us started. But we soon found out that CoCoing there was not very convenient, so we took over the "spare" TV in the bedroom only to find out it really couldn't be spared after all. So, we purchased a TV or monitor just for the CoCo.

Are you using a non-Radio Shack cassette recorder? If so, you'll discover that while your old tape recorder will probably work, it won't work as well as the computer cassette recorder. Whatever the brand or model, do turn up the volume! We find that is one of the most common problems encountered by new users — yep, they just forgot to turn up the volume (set it on 3) so that the computer could "hear" the incoming data.

Have you bought a multi-plug "power strip" yet? Might as well get two to start with; you'll need the other one soon enough as you begin to develop your "computer corner," if not an entire room. Is your printer cable too short? You'll find a wide variety of cables, extensions and switch boxes of all types in the pages of *RAINBOW*. In fact, since the CoCo is now in its ninth calendar year, just about everything you discover you need will be readily available when you want it. Many of our advertisers have built their companies on anticipating the needs of CoCo users and then developing products to answer those needs. You'll learn a lot just by reading the ads!


One of the needs that is never fully satisfied is the need for utilities, the focus of this month's issue. A utility is a program or routine that is used as a tool in computing. It seldom has an end use in itself, but is used to help make other programs easier to use, faster executing and more efficient. As you "get into" computing, you'll discover why utilities are so popular.

For now, though, we want to welcome you to one of the most important "utilities" any Color Computer user can have: *THE RAINBOW*. Now that you've discovered *THE RAINBOW*, do consider a subscription to keep the information coming all year long. Together, we'll explore to the fullest the potential of our Color Computer.

— Jutta Kapfhammer

GREAT COCO III STUFF

SUPER MAX III INTERFACE



Switch between Color Max III and ???

Use EXISTING SOFTWARE* or write your own! Includes (\$24.95) HI-RES JOYSTICK utility software BONANZA for FREE!

\$39.95

*Compatible with POPULAR CoCo III graphics software programs that use HARDWARE JOYSTICK interfaces! Bring your CoCo III to the MAX!



THE NEWSPAPER

Compose your own "CoCo Newspaper" with BANNER HEADLINES and six articles using a SOPHISTICATED graphics editor with importing of PICTURES, FONTS & FILL patterns from disk. 22 Fonts & 50 Pictures! Over 140K of code! CoCo III DISK

\$49.95

COLORMAX DELUXE - BETTER THAN COCO MAX III!

It's here! The CoCoIII BREAKTHROUGH PRODUCT everyone was waiting for! 320x200 graphics, pull down menus, icons the choice of 16 colors from the CoCo III's 64 color palette plus RGB support! 11 fonts are included for hundreds of lettering styles and painting is a breeze with 16 colors and 32 editable patterns!!! Color Max Deluxe requires a 512K CoCo III and Hi-Res Joystick interface. (Specify printer!) \$69.95. Hi-Res Interface \$14.95. Color Max Deluxe Font Editor - create and modify fonts for use with Color Max Deluxe \$29.95. Font Disk#1 \$19.95

→ SPECIAL BONUS - BUY ABOVE 4 for only \$99.95 !!! (SAVE \$35) ←

TW-80 - 80 COLUMNS FOR TW-64 ON COCO III NEW LOW PRICES!!!

It's finally here! An 80 column version of Telewriter-64 for the CoCo III with TELEPATCH features plus much, much more! Includes PRINT SPOOLER & (2) ultra-fast RAM DISKS for 512K users, plus changeable CHARACTER FONTS & a setup CONFIG program. Req. TW-64 DISK & 128K CoCo III \$24.95 / SPECIAL BONUS COMBO - TW-64 & TW-80 \$79.95

SUPER TALK 512 - DIGITAL VOICE FOR COCO III

Turn your 512K CoCoIII into a Digital Voice Recorder! Not synthesized speech, but 100% reproduction of your own voice! Create BIG MESSAGES, up to 32 blocks of 16K each. Req. 512K CoCoIII DISK. From Dr. Preble \$39.95

512K UPGRADE (\$49.95*) LOWEST PRICES OS9 Lev.II Ramdisk Driver \$29.95

Easy installation with a superior design for a reliable upgrade. (**\$49.95 when purchased with our 512K RSDOS RAMDISK for \$24.95 and our OS9 Lev.II RAMDISK for \$29.95). Or \$79.95 with either RAMDISK program! Plus, FREE 512K RAM sticker with purchase! 512K upgrade without RAM chips \$29.95. Cheapest prices in Rainbow, period!!!

HI-RES JOYSTICK UTILITY SOFTWARE BONANZA!

New useful programs for the Tandy Hi-Res Joystick Interface! Get FULL 640X640 mouse & joystick resolution from BASIC or run CoCoMaxII on the CoCoIII w/o the CoCoMax cartridge \$24.95 w/Hi-Res Interface \$34.95

RGB PATCH - NO MORE BLACK & WHITE DOTS ...

Did you buy an expensive RGB monitor (CM-8) just so that you could see your Hi-Res artifacting CoCo 2 games in BLACK & WHITE ??? RGB PATCH converts most games to display in COLOR on an RGB monitor. 128K DISK \$29.95

WARP FIGHTER 3-D BY STEVE BJORK!

The BEST CoCo III game of 1988 has arrived! A CoCo III Space Fighter simulation with "3-D GLASSES" by the #1 CoCo programmer of all time - Mr. Steve Bjork!!! CoCo III Disk \$39.95

MAGNAVOX 8515 (\$299.95*) LOWEST PRICES Sharper & Brighter than Tandy CM-8!

Do NOT be FOOLED! The CM-8 has a dot-pitch of .52mm & will not work with any other computer or VCR! The '8515' has a SHARP .42mm dot-pitch, will work with IBM PCs/Tandy 1000 and its COLOR COMPOSITE input displays PMODE4 artifact colors unlike the CM-8! *\$299.95 when purchased with a \$24.95 CoCoIII cable - Add \$14 shipping.

CoCo III 512K RAM sticker \$4.99
Level II Quick Ref Guide \$4.99
Level II Basic09 binder ..\$9.95

300 CoCoIII POKES\$19.95
CoCoIII MultiPak PAL chip . \$19.95
Guide to CoCoIII Graphics . \$21.95

Better CoCoIII Graphics \$24.95
CoCo III Unraveled\$29.95
CoCo III Service Manual \$39.95

FASTDUPE 512 Format & Backup up to 4 single- /double-sided, 35/40 trk disks in 1 PASS! Even OS9 Lev.III! \$19.95
BIG BUFFER - 437,888 byte spooler for a 512K CoCoIII! Print up to 200 text pages while using your CoCo! \$19.95

512K
Soft-
ware

OS-9 Level II Font Editor \$29.95

PYRAMIX - Lowest price! \$18.95

All orders plus \$3 S/H (Foreign add \$5) - NYS Residents add Sales Tax

SPECTRUM PROJECTS

PO BOX 264 HOWARD BEACH NY 11414
See our other ads on pages 25 & 27

Both
for
\$29.95

CoCo Gallery




Mysterious Island

Keith Schuler

Keith used *CoCo Canvas*, a program he wrote, to design this inscrutable depiction. He lives in Merritt Island, Florida.

Honorable Mention



Destroy

James Farmer


James, of N. Charleston, South Carolina, used *Color Max 3* to display this view of planetary combat.



Ship At Sea

Brad Bansner

This image of a ship sailing into the sunset was originated with *Color Max 3*. Brad lives in Wyomissing, Pennsylvania.




Dragon

Stu Scott



We are taking "CoCo Gallery"
to RAINBOWfest Chicago!
See Page 35 for details.

Stu, of Sandyhook, Connecticut, used BASIC to develop this animated scene. His hobbies include drawing, playing Adventure games and Shotokan karate.



Space Man

Richard Perreault

This unexpected, horrendous-looking character was brought into being through *Color Max 3*. Richard lives in Boucherville, Quebec, and works for a telecommunications firm.

SHOWCASE YOUR BEST! You are invited to nominate original work for inclusion in upcoming showings of "CoCo Gallery." Share your creations with the CoCo Community! Be sure to send a cover letter with your name, address and phone number, detailing how you created your picture (what programs you used, etc.) and how to display it. Also, please include a few facts about yourself.

Don't send us anything owned by someone else; this means no game screens, digitized images from TV programs or material that's already been submitted elsewhere. A digitized copy of a picture that appears in a book or magazine is *not* an original work.

We will award two first prizes of \$25, one for the CoCo 3 and one for the CoCo 1 and 2; one second prize of \$15 and one third prize of \$10. Honorable Mentions may also be given.

Please send your entry on either tape or disk to the CoCo Gallery, THE RAINBOW, P.O. Box 385, Prospect, KY 40059. Remember, this is a contest and your entry will not be returned.

— Angela Kapfhammer, Curator



BASIC for Beginners

Lesson III

By David W. Ostler

So far in this series we have talked about commands that allow you to do some fairly impressive programming. But by no means can we cover all the commands utilized by the Color Computer BASIC language in only four installments.

We have already covered many common BASIC commands, giving you a solid base of programming skills to expand upon. You will eventually need to know how to make a program accessible to disk and tape input/output, so that you can save your results, but we'll cover disk and tape input/output in detail next month.

This month we will cover the commands necessary to determine whether a disk drive or cassette recorder is present. We will also discuss variable memory allocation and how to do logical comparisons of variables. In addition to a few new commands, we are presenting some variations on commands described in previous installments.

DIM

The DIM command sets up memory for use by predefined variable *arrays*.


An array is a group of variables with attached labels that relate them to a particular label. An example is an array that has 10 parts, all labeled M. The variables have these assignments: M(1), M(2), M(3), M(4), M(5), M(6), M(7), M(8), M(9), M(10).

Please note that each variable is unique and can be manipulated independently of the others. To display or manipulate the variable, you must access its label and assignment. The proper syntax for the command that lets you enter a new amount in a variable is DIMx(yyy), where x is the variable

Dave Ostler is an IC layout designer and the systems manager for a CAD main-frame system. He teaches CAD and electronics at Guilford Technical Community College. Dave is married and has three children, Avis, Chuck and Erik.

The Amazing A-BUS

NEW



An A-BUS system with two Motherboards
A-BUS adapter in foreground

The A-BUS system works with the original CoCo,
the CoCo2 and the CoCo 3.

Plug into the future

With the A-BUS you can plug your PC (IBM, Apple, TRS-80) into a future of exciting new applications in the fields of control, monitoring, automation, sensing, robotics, etc.

Alpha's modular A-BUS offers a proven method to build your "custom" system today. Tomorrow, when you are ready to take another step, you will be able to add more functions. This is ideal for first time experimenting and teaching.

A-BUS control can be entirely done in simple BASIC or Pascal, and no knowledge of electronics is required!

An A-BUS system consists of the A-BUS adapter plugged into your computer and a cable to connect the Adapter to 1 or 2 A-BUS cards. The same cable will also fit an A-BUS Motherboard for expansion up to 25 cards in any combination.

The A-BUS is backed by Alpha's continuing support (our 11th year, 50000 customers in over 60 countries).

The complete set of A-BUS User's Manuals is available for \$10.

About the A-BUS system:

- All the A-BUS cards are very easy to use with any language that can read or write to a Port or Memory. In BASIC, use INP and OUT (or PEEK and POKE with Apples and Tandy Color Computers)
- They are all compatible with each other. You can mix and match up to 25 cards to fit your application. Card addresses are easily set with jumpers.
- A-BUS cards are shipped with power supplies (except PD-123) and detailed manuals (including schematics and programming examples).

Relay Card

RE-140: \$129

Includes eight industrial relays. (3 amp contacts, SPST) individually controlled and latched. 8 LED's show status. Easy to use (OUT or POKE in BASIC). Card address is jumper selectable.

Reed Relay Card

RE-156: \$99

Same features as above, but uses 8 Reed Relays to switch low level signals (20mA max). Use as a channel selector, solid state relay driver, etc.

Analog Input Card

AD-142: \$129

Eight analog inputs. 0 to +5V range can be expanded to 100V by adding a resistor. 8 bit resolution (20mV). Conversion time 120us. Perfect to measure voltage, temperature, light levels, pressure, etc. Very easy to use.

12 Bit A/D Converter

AN-148: \$139

This analog to digital converter is accurate to .025%. Input range is -4V to +4V. Resolution: 1 millivolt. The on board amplifier boosts signals up to 50 times to read microvolts. Conversion time is 130ms. Ideal for thermocouple, strain gauge, etc. 1 channel. (Expand to 8 channels using the RE-156 card).

Digital Input Card

IN-141: \$59

The eight inputs are optically isolated, so it's safe and easy to connect any "on/off" devices, such as switches, thermostats, alarm loops, etc. to your computer. To read the eight inputs, simply use BASIC INP (or PEEK).

24 Line TTL I/O

DG-148: \$65

Connect 24 input or output signals (switches or any TTL device) to your computer. The card can be set for: input, latched output, strobed output, strobed input, and/or bidirectional strobed I/O. Uses the 8255A chip.

Clock with Alarm

CL-144: \$89

Powerful clock/calendar with: battery backup for Time, Date and Alarm setting (time and date); built in alarm relay, led and buzzer; timing to 1/100 second. Easy to use decimal format. Lithium battery included.

Touch Tone® Decoder

PH-145: \$79

Each tone is converted into a number which is stored on the board. Simply read the number with INP or POKE. Use for remote control projects, etc.


A-BUS Prototyping Card

PR-152: \$15


3 1/2 by 4 1/2 in. with power and ground bus. Fits up to 10 I.C.s



ST-143




CL-144



RE-140



IN-141



AD-142

Smart Stepper Controller SC-149: \$299

World's finest stepper controller. On board microprocessor controls 4 motors simultaneously. Incredibly, it accepts plain English commands like "Move arm 10.2 inches left". Many complex sequences can be defined as "macros" and stored in the on board memory. For each axis, you can control: coordinate (relative or absolute), ramping, speed, step type (half, full, wave), scale factor, units, holding power, etc. Many inputs: 8 limit & "wait until" switches, panic button, etc. On the fly reporting of position, speed, etc. On board drivers (350mA) for small steppers (MO-103). Send for SC-149 flyer.

Remote Control Keypad Option RC-121: \$49

To control the 4 motors directly, and "teach" sequences of motions.

Power Driver Board Option PD-123: \$89

Boost controller drive to 5 amps per phase. For two motors (eight drivers).

Breakout Board Option BB-122: \$19

For easy connection of 2 motors. 3 ft. cable ends with screw terminal board.

Stepper Motor Driver ST-143: \$79

Stepper motors are the ultimate in motion control. The special package (below) includes everything you need to get familiar with them. Each card drives two stepper motors (12V, bidirectional, 4 phase, 350mA per phase).

Special Package: 2 motors (MO-103) + ST-143: PA-181: \$99

Stepper Motors MO-103: \$15 or 4 for \$39

Pancake type, 2 1/4" dia, 1/4" shaft, 7.5"/step, 4 phase bidirectional, 300 step/sec, 12V, 36 ohm, bipolar, 5 oz-in torque, same as Airpax KB2701-P2.

Current Developments

Intelligent Voice Synthesizer, 14 Bit Analog to Digital converter, 4 Channel Digital to Analog converter, Counter Timer, Voice Recognition.

A-BUS Adapters for:

IBM PC, XT, AT and compatibles. Uses one short slot.	AR-133...\$69
Tandy 1000, 1000 EX & SX, 1200, 3000. Uses one short slot	AR-133...\$69
Apple II, II+, IIe. Uses any slot.	AR-134...\$49
TRS-80 Model 102, 200. Plugs into 40 pin "system bus"	AR-136...\$69
Model 100. Uses 40 pin socket. (Socket is duplicated on adapter).	AR-135...\$69
TRS-80 Mod 3, 4, 4D. Fits 50 pin bus. (With hard disk, use Y-cable)	AR-132...\$49
TRS-80 Model 4P. Includes extra cable. (50 pin bus is recessed)	AR-137...\$62
TRS-80 Model 1. Plugs into 40 pin I/O bus on KB or E/I.	AR-131...\$39
Color Computers (Tandy). Fits ROM slot. Multipak, or Y-cable	AR-138...\$49

A-BUS Cable (3 ft, 50 cond.) CA-163: \$24

Connects the A-BUS adapter to one A-BUS card or to first Motherboard.

Special cable for two A-BUS cards: CA-162: \$34

A-BUS Motherboard MB-120: \$99

Each Motherboard holds five A-BUS cards. A sixth connector allows a second Motherboard to be added to the first (with connecting cable CA-161: \$12). Up to five Motherboards can be joined this way to a single A-BUS adapter. Sturdy aluminum frame and card guides included.

• The A-BUS is not a replacement for the Multi-pak

Add \$3.00 per order for shipping.
Visa, MC, checks, M.O. welcome.
CT & NY residents add sales tax.
C.O.D. add \$3.00 extra.
Canada: shipping is \$5
Overseas add 10%



ALPHA Products

242-W West Avenue, Darien, CT 06820

Technical info: (203) 656-1806
Orders only: 800 221-0916
Except in CT
Connecticut orders: (203) 348-9436
All lines open weekdays 9 to 5 Eastern time

NEW

MAKE YOUR OWN CUSTOMIZED

T-SHIRTS
SWEATSHIRTS
UNDERWEAR
CAPS
JACKETS
TOTE-BAGS
PILLOW CASES


Special
introductory offer:

\$19⁹⁵

Enough for 8 T-Shirts, etc.

MAXWEAR

- Patented new washproof process allows transfer of anything you print.
- Create your own artwork with CoCo Max (or ANY other graphics program).
- Print it with any Dot Matrix printer.
- Optionally add colors with crayons or markers.
- Transfer the picture on your item (T-Shirt, etc.) with an iron.



Optional
Continuous Feed Attachment
(Fits most Printers)
\$3991.26
While supplies last!

Add \$3.00 per order for shipping.
Visa, MC, checks, M.O. welcome.
CT residents add sales tax.
C.O.D. add \$3.00 extra.
Canada: shipping is \$5
Overseas add 10%

Technical info: (203) 656-1806
Orders only 800 221-0916
Except in CT
Connecticut orders: (203) 348-9436
All lines open weekdays 9 to 5 Eastern time

COLORWARE

A division of Sigma Industries, Inc.

COLORWARE
242-W West Avenue
Darien, CT 06820

INTRODUCING THE NEXT GENERATION:

CoCo Max™ III*

More Resolution

More Power

More Color

Built-in Animation

More Speed

More Type Styles

More Tools

Amazing Color Sequencing

"The best program ever written for the Color Computer"

That's how thousands of enthusiastic users rated the CoCo Max II drawing program. With CoCo Max III we are ready to amaze them again. Instead of "patching" CoCo Max II, we rewrote it from scratch to take advantage of the CoCo Max III hardware. The results will knock your socks off! Below is a brief list of some of the *new* features, but some, such as **animation**, **color sequencing**, or the **slide show**, have to be seen. Send for the Demo Disk, and see for yourself.

Everybody's favorite drawing package features:

- A 50% larger editing window.
- Zoom area 400% larger.
- New drawing tools: rays, 3D cubes, arcs,...
- New editing tools: shadow, text size,...
- Rotate by 1.5° steps
- Select any 16 of the 64 possible colors (all 64 colors displayed at once!)
- Powerful color mix: additive, subtractive, overlay,...
- Full color editing of patterns and color changing patterns.
- Incredible special effects with color cycling up to 8 colors with variable speed.
- Animation adds the dimension of motion to your image. (Must be seen.)
- Sophisticated data compression saves up to 70% of disk space when saving pictures.

In addition, there are dozens of enhancements to the multitude of features that made CoCo Max II a best seller.

More about CoCo Max III


- CoCo Max III is not an upgrade of CoCo Max II. It is entirely rewritten to take advantage of the new CoCo 3 hardware (More memory, resolution, colors, speed,...)
- The new CoCo Max III **Hi-Res Interface** and the CoCo Max II **Hi-Res Pack** are *not* interchangeable.
- The new interface plugs into the joystick connector.
- The CoCo Max III disk is not copy protected.
- CoCo Max III only works with the CoCo 3.
- A Y-Cable or Multi-pak is not necessary.
- Colors are printed in five shades of gray.
- CoCo Max III can read CoCo Max II pictures.

Note: CoCo Max II (for the CoCo 2) is still available on disk (\$79.95). CoCo Max I is still available on tape (\$69.95). For details, refer to our double page ad in any *Rainbow* from January '86 to July '87

Toll Free operators are for orders only. If you need precise answers, call the **tech line**. (Detailed CoCo Max specs are included with the Demo Disk.)

Add \$3.00 per order for shipping.
 Visa, MC, checks, M.O. welcome.
 CT residents add sales tax.
 C.O.D. add \$3.00 extra.
 Canada: shipping is \$5
 Overseas add 10%

Technical info: (203) 656-1806
 Orders only
 Except in CT 800 221-0916
 Connecticut orders: (203) 348-9438
 All lines open weekdays 9 to 5 Eastern time



Imagine this picture in sixteen colors!

Guaranteed Satisfaction
 Use CoCo Max for a full month.
 If you are not delighted with it,
 we will refund every penny.

System Requirements:

Any CoCo 3 disk system with a Joystick or a Mouse.

We apologize to tape users, CoCo Max III needs the flexibility of a disk.

The CoCo Max III system includes: • The special Hi-Res interface (for your mouse or joystick) • The CoCo Max III disk • Many utilities: (To convert Max II pictures, Max colors, etc.) • A detailed User's Manual. Complete system; nothing else to buy. **CoCo Max III: \$79.95***

FREE DEMO DISK

Name _____

Street _____

City _____

State Zip _____

Printer used: _____

Please include \$2 to help defray Processing and Shipping costs. (Check, Money Order, etc. Sorry, no COD or Credit Cards). Coupon (or copy) must be mailed to:

COLORWARE
 242-W West Avenue
 Darien, CT 06820

A division of Sigma Industries, Inc.

* Beware of inferior imitations that **DO NOT** include a Hi-Res Interface or charge extra for each utility.

the array sets up (also called the label) and *yyy* is the number of variables in the group to be defined. The DIM command must always take place early in the program, *before* use of the CLEAR command.

PEEK

The PEEK command allows you to look at memory locations and determine various function values in the computer such as printer baud rate, disk or tape I/O, whether LIST and LLIST are disabled, etc.

The proper syntax for this command is PEEK (*xxx*), where *xxx* is the location to be examined or "peeked." Also, the value returned can be viewed only when used in conjunction with a variable, as in these lines:

```
10 A = PEEK(xxx)
20 PRINT A
```

Logical Comparisons

A valuable function of the BASIC language, for the Color Computer as

well as other computers, is the ability to compare variables in a logical manner. *Logical comparison* determines whether variables are generated by program manipulation or entered by an external source by comparing the results of two variables. The logical comparison operators are AND, NOT, OR. Here is an example of logical comparison:

```
10 IF (A = X AND B = Y) THEN
GOSUB 1000
```

This line is basically an IF/THEN command, but with something extra — the logical comparison operator AND. The command line reads: If A equals X *and* B equals Y, then jump to the subroutine at Line 1000. Try this one:

```
10 IF NOT (A = X AND B = Y) THEN
GOSUB 1000
```

This line is also basically an IF/THEN command, but uses the logical comparison operator NOT. This command line reads: If A does *not* equal X *and* B does

not equal Y, then jump to the subroutine at Line 1000. Try another:

```
10 IF (A = X OR B = Y) THEN GOSUB
1000
```

Again, the line is basically an IF/THEN command, but it includes the logical comparison operator OR. The command line reads: If A equals X *or* B equals Y, then jump to the subroutine at Line 1000.

These examples cover some of the ways to use the logical operators. The commands can be combined to obtain very elaborate logical comparisons of variables and are invaluable in programming.

LINEINPUT

The LINEINPUT command is exactly like the INPUT command covered in Lesson 1 (September 1987, Page 27), but with one exception: Where the INPUT command restricted the entry of variables to characters without punctuation, the LINEINPUT command al-

Line	Description	Line	Description
0	a remarked line.		errors found in the variables entered in lines 140 to 170.
10	clears 1,000 bytes for variable storage, sets T equal to 100, sets N equal to 0, and dimensions variables B\$, C\$, D\$ and E\$ to the size of 10 variables each.	200	adds one count to the variable label N and checks the value of N — if N is equal to 10, it forces the program to Line 6000.
20	a remarked line.	210	clears the screen and prints the text at the desired locations.
30	sets A equal to the value peeked at location 188.	220	sets I\$ to an INKEY\$ function and tests the keyboard for the conditions found in this line.
40	a remarked line.	300-330	the error correction lines for the INKEY\$ function called in lines 180 to 190. After the corrections are made, the line forces a jump to Line 140.
50	sets B equal to the value peeked at location 116.	900	sets up a FOR/NEXT value for B. Note: When displaying variables entered in arrays, you must use the variable label used in incrementing the array (at this time we are using N, as a label), minus 1 to count down the variable. Remember, the computer always counts — in this case, from 0 to 10.
60-80	test the values of A and B and steer the program to the proper location after these tests.	910-940	display the text with its associated variables that are related to the variable array label value, B.
85	forces a jump to Line 2000.	950	prints the text at the location.
95	a remarked line.	960	sets I\$ to an INKEY\$ function and, if any key is pressed, will continue on with the program.
100	clears the screen, prints text and the value of N, prints a blank line, and allows the entry of variable B\$ as related to the dimensioned variable label, N.	1000-2010	subroutines called by previous lines. The subroutine starting at Line 1000 identifies the type of computer system that the program has detected. The subroutine starting at Line 2000 is the menu for the data entry of the program.
110	prints a blank line and allows the entry of variable C\$ as related to the dimensioned variable label, N.	5000	terminates the program.
120	prints a blank line and allows the entry of variable D\$ as related to the dimensioned variable label, N.	6000	prints the message that the maximum file size for the array defined has been reached, and then sends the program to Line 900.
130	prints a blank line and allows the entry of variable E\$ as related to the dimensioned variable label, N.		
140-170	clear the screen and print the text with the variables entered in lines 100, 110, 120 and 130, respectively.		
180	prints the text at the desired locations.		
190	sets I\$ to an INKEY\$ function and tests the keyboard for the conditions found in this line. These conditions are used to correct any		

THE SHOPPING LIST!

COCO CABLES AND ...

Tandy Hi-Res Joystick Interface\$14.95
 Printer/Modem 10' Extender Cable\$14.95
 TANDY CM-8 RGB Analog 6'Video Ext Cable\$19.95
 Disk Drive Cable (34pin - 34pin)\$19.95
 Modem Cable - 6ft (4pin-DB25)\$19.95
 Modem Cable - 6ft (DB25-DB25)\$19.95
 Joystick/Mouse 10' Ext Cable\$19.95
 No more Deluxe RS-232 paks left to hook up ptr & modem? Buy our RS-232 "Y" Cable (4 pin)\$24.95
 Dual Disk Drive Cable (3-34pin)\$24.95
 MAGNAVOX 8505/8515/80M643 Analog RGB cable .\$.24.95
 Other Analog RGB monitor cable (Specify!) ..\$39.95
 15"Multi-Pak/Disk Pak Extender - Move your Multi-Disk Paks further away ~~\$44.95~~ Closeout \$29.95
 40 Pin Dual "Y" Cable - Hook up a Disk with a Voice Pak, Word Pak, CoCo Max, etc.\$29.95
 CoCo RS232 Switcher - Now easily switch between a printer & modem at the flick of a switch! ..\$29.95

OTHER GOOD STUFF ...

5 1/4" Diskettes in any quantity49 cents
 C-10 tapes - Minimum quantity (20 pcs) ...69 cents
 Rompak w/Blank PC Board 27xx series\$9.95
 "D" Rev motherboard w/o socketed chips\$16.95
 CC-THERM - Measure inside and outside temperatures with CoCo! Fahrenheit & Centigrade!\$19.95
 CoCo III keyboard - upgrade your CoCo II keyboard! "Package" deal w/FKEYS III(\$24.95) software \$39.95
 Color Schematic Creator III - A computer-aided circuit drawing program for the CoCo III! ..\$49.95
 HDS Controller w/1.1 ROM (SAVES20)\$79.95
 MAGNAVOX TV tuner - Now you can watch TV with your Magnavox 8505/8515 RGB Analog monitor!\$99.95
 Super Controller - Up to 4 DOSs by a POKE ..\$99.95
 Super Controller II - DMA "No Halt" disk controller. No type-ahead OS-9 problems!\$129.95
 PBH-64 - A combo Parallel Printer interface & 64K Print Buffer! COMPUTE while you PRINT!\$149.95
 SONY KV-1311CR - (CHEAPEST PRICE IN THE RAINBOW)!! \$439.95 - Add \$40.00 for cable (+ \$20.00 shipping)
 Tandy LP-1000 Laser Printer (SAVE \$200) - \$1995.00

Breaking your back
 typing on your
 CoCo???



Sit back and relax with a Spectrum keyboard extender cable. \$39.95
 See 11/87 Rainbow review page 137

Now you can extend your present keyboard away from your CoCoII/CoCoIII! Easier typing & requires no soldering! You also have the option to leave your present keyboard intact & hook up a second keyboard for remote operation! Spectrum Keyboard extender cable w/EXTERNAL CoCoII keyboard\$49.95
 Extender cable w/EXTERNAL CoCoIII keybd\$69.95

SUPER CHIP -SALE- ...

2764 EPROM\$4.95 27128 EPROM\$6.95
 6821 Standard PIA ~~\$9.95~~ Closeout price!\$6.95
 68764 EPROM ~~\$29.95~~ Closeout price!\$12.95
 6847 VDG Chip ~~\$19.95~~ Closeout price!\$12.95
 6809E CPU Chip ~~\$19.95~~ Closeout price!\$12.95
 CoCo III Multipak - "NEW" PAL chip (For Gray and White 26-3024 models ONLY)\$19.95
 Basic ROM 1.3 (Newest version)\$19.95
 Disk ROM 1.1 - (Needed for CoCoIII)\$29.95
 Original SAM Chip (6883)\$29.95
 Ext Basic 1.1 ROM - Closeout price!\$29.95
 CoCo First Aid Kit - includes two PIA's, 6809E CPU and SAM Chips (BE PREPARED) Closeout price! \$49.95
 NEW! 'Upgraded' CoCoIII "GIME" chip\$79.95
 EPROM Programmer - uses 2716s up to 27512s! Super fast programming! - See April '86 review .\$.149.95

COCO LIBRARY ...

A History of the CoCo / 1980-1986\$6.95
 CoCo Memory Map Reg. ~~\$16.95~~ Now only\$9.95
 New! 200 MORE Pokes,Peeks 'N Execs\$9.95
 Basic Programming Tricks Revealed ~~\$14.95~~\$9.95
 500 Pokes, Peeks 'N Execs\$16.95
 300 CoCoIII POKES - #1 CoCoIII bestseller! ..\$19.95
 Complete Rainbow Guide to OS9 Level II\$19.95
 Rainbow Guide to OS9 Level II Disk\$19.95
 A Guide to CoCo III GRAPHICS (7/87 review) .\$.21.95
 Better Graphics on CoCo3 (8/87 review pgl43)\$24.95
 CoCo II Service Manual (Specify Cat.#)\$29.95
 CoCo III Unraveled - A best seller!!!\$29.95
 Inside OS-9 Level II (from Frank Hogg!)\$39.95
 CoCo III Service Manual - Current version! ..\$39.95
 Color/Extended/Disk Basic Unraveled\$49.95

MORE GOOD STUFF ...

CoCo Keybd - Low profile, fits all CoCo IIs & "F"s WAS \$39.95 - NOW \$19.95. D/E CoCo I adapter \$12.95
 Universal Video Drvr- All monitors & CoCos .\$.29.95
 (2) Chip 64K Upgrade - 26-3134 A/B CoCo II .\$.29.95
 28 pin Ext Basic - 26-3134 A/B CoCo II\$34.95
 PAL SWITCHER - Req.26-3024 MPI. Switch from CoCoII to CoCoIII mode \$39.95 w/NEW PAL\$49.95
 Real Time Clock - Compatible w/OS-9 or RSDOS, easy internal mounting, CoCoII/III compatible! ..\$69.95

1200 BAUD MODEM* \$99.95

* -- with purchase of Rickeyterm (\$39.95) software
 Top FD-502 Drive 1 (#26-3133) - SAVE \$60 ..\$139.95
 CoCo III DISK DRIVE 0 - (Includes CoCoIII Software Bonanza Package - a \$150 plus value!!!) ...\$219.95
 2400 Baud Modem -(Great for Delphi)~~\$249.95~~ \$229.95
 512K COLOR COMPUTER III (Includes CoCoIII Software Bonanza Package - a \$150+ value!) ~~\$299.95~~ .\$.249.95

SPECTRUM PROJECTS
 PO BOX 264
 HOWARD BEACH NY 11414

All orders plus \$3.00 S/H (Foreign \$5.00)
 NYS Residents add Sales Tax
 See our other 2 ads on pages 17 & 27!!!

64K RAM CHIPS \$19.95

lows punctuation in the variables entered. That's the only difference between the two commands.

Programming Exercise:

Using the methods presented in this article and the listing, write a program that will allow you to enter items you would want to list or find later in the program into arrays.

It is often difficult for new programmers (and, sometimes, old programmers, too!) to decipher the meaning of a line of BASIC code. I have embedded remark statements in the program shown in the listing to help. Refer to the chart on Page 24 for a line-by-line description.

In the final installment, Lesson IV, we will take this month's program, add data I/O, and enhance it further to allow easier data entry and correction.

Hints and Tips

Nothing puts a damper on a struggling beginner more quickly than trying to edit a program with BASIC's built-in editor. I find it cumbersome and difficult to use.

To make programming easier, you can use word processors such as *VIP* or *Telewriter* to write your programs. Save these programs in ASCII (SAVE "filename",A) with the proper extensions, etc. It may take longer to load and save, but the editing capabilities of these

programs make this a minor inconvenience.

Those of you who want to know more about the commands available for your computer can purchase the *TRS-80 Pocket Handbook* from Radio Shack (Cat. No. 62-2024). It is one of the best investments you can make to assist you in learning programming. And if you're interested in learning more about the peeks and pokes available for the Color Computer, I recommend you read *500 POKES, PEEKS 'N EXECES for the TRS-80 CoCo*, marketed by Microcom Software.

Remember: Work smarter, not harder! □

The listing: DATABASE

```

Ø 'BASIC NAME DATABASE PROGRAM.
THIS PROGRAM IS TO BE USED WITH
THE BASIC PROGRAMMING COURSE
WRITTEN BY DAVID W. OSTLER, COPY
RIGHT 1987
1Ø CLEAR1ØØØ:T=1ØØ:N=Ø:DIMB$(1Ø)
:DIMC$(1Ø):DIMD$(1Ø):DIME$(1Ø)

```

```

2Ø 'CHECK FOR TAPE OR DISK SYSTE
M
3Ø A=PEEK(188)
4Ø 'CHECK FOR 16K OR 64K SYSTEM
5Ø B=PEEK(116)
6Ø IF(A=14 AND B=127) THEN GOSUB
1ØØØ
7Ø IF(A=6 AND B=127) THEN GOSUB1
Ø1Ø
8Ø IF(A=6 AND B=63) THEN GOSUB1Ø
2Ø
85 GOTO2ØØØ
95 'FILES ENTERED HERE
1ØØ CLS:PRINT"ADDRESS DATABASE #
OF FILES";N:PRINT:LINEINPUT"ENT
ER NAME
";B$(N)
11Ø PRINT:LINEINPUT"ENTER ADDRES
S
";C$(N)
12Ø PRINT:LINEINPUT"ENTER CITY,
ST, &ZIP ";D$(N)
13Ø PRINT:LINEINPUT"ENTER TELEPH
ONE NO.
";E$(N)
14Ø CLS:PRINT:PRINT"1. NAME- ";B
$(N)
15Ø PRINT:PRINT"2. STREET-";C$(N
)
16Ø PRINT:PRINT"3. STATE- ";D$(N
)
17Ø PRINT:PRINT"4. PHONE- ";E$(N
)
18Ø PRINT@357,"PRESS <C> TO CONT
INUE":PRINT@399,"OR":PRINT@416,"
PRESS THE NUMBER TO CORRECT"
19Ø I$=INKEY$:IFI$=""THEN19ØELSE
IFI$="1"THEN3ØØELSEIFI$="2"THEN3
1ØELSEIFI$="3"THEN32ØELSEIFI$="4
"THEN33ØELSEIFI$="C"THEN2ØØELSE1
9Ø
2ØØ N=N+1:IFN=1ØGOTO6ØØØ
21Ø CLS:PRINT@456,"ANOTHER ENTRY

```

About The One-Liner Contest . . .

THE RAINBOW'S One-Liner Contest has now been expanded to include programs of either one or two lines. This means a new dimension and new opportunity for those who have "really neat" programs that simply just won't fit in one line.

Here are the guidelines: The program must work in Extended BASIC, have only one or two line numbers and be entirely self-contained — no loading other programs, no calling ROM routines, no poked-in machine language code. The program has to run when typed in directly (since that's how our readers will use it). Make sure your line, or lines, aren't packed so tightly that the program won't list completely. Finally, any instructions needed should be very short.

Send your entry (preferably on cassette) to:

THE RAINBOW One-Liner Contest
P.O. Box 385
Prospect, KY 40059

Software Bonanza Pak

A SPECTACULAR SOFTWARE BONANZA with the following 12 programs: CoCo Checker, Multi-Pak Crak, CoCo Screen Dump, Disk Utility 2.1, Spectrum Font Generator, Tape/Disk Utility, Fastdupe II, 64K Disk Utility, Spectrum DOS, Basic+, CoCo Calender & OS-9 Solution (a \$300 plus value) for only \$99.95

CoCo III Software Library

Create an instant library of Spectrum Projects TOP CoCoIII software! Get FONT BONANZA, FONT DISK #1, FKEYS III, C III GRAPHICS, CoCoIII UTILITIES and FASTDUPE II (a \$150 plus value) for only \$49.95

CoCo III Utilities

Terrific utility programs for the Color Computer III! Includes a CoCoII to CoCoIII Converter, 32K Hi-Res screen saver, 40/80 Column Word Processor, RAM tester, DEMO BALL generator, SMOOTH Scrolling demos. 128K DISK \$24.95 (see 8/87 Rainbow review)

CoCo III Secrets Revealed

An introduction to the Color Computer III that compares the differences between the CoCoII/II and the NEW CoCoIII. Includes: GAME chip specs, CoCoII to CoCoIII converter and a 128/512K RAM test. "Offers some very good information to programmers." - Rainbow review 2/87 \$19.95

CoCo III Screen Dump

This is the program for HARDCOPY GRAPHICS for Radio Shack bit-image, dot-matrix printers (DMP-105, DMP-130, etc.) and Epson compatibles (Star Micronics, Panasonic, etc.). Will print HSCREEN 1-4 and PMODE 0-4. 16 patterns can be CUSTOMIZED for any color on the screen! 128K CoCoIII DISK \$24.95

Fkeys III

A productivity enhancement that gives you the capability to add twenty (20) predefined functions to the CoCoIII by using the CTRL, F1 and F2 keys!! \$24.95 "Get more from your keyboard with FKEYS III" - Rainbow review 4/87

C III Graphics

A drawing program for the CoCoIII using the new ENHANCED graphic features: 320X192 graphics, 16 of any 64 colors, plus the ability to SAVE and LOAD 32K screens. "Paint pretty pictures on the CoCo3." - Rainbow review 12/86 \$19.95

OS-9 Solution

NOW, a program that creates a "USER FRIENDLY" environment within OS-9. The OS-9 SOLUTION replaces 20 of the old "USER HOSTILE" commands with single keystroke, menu driven commands. No more typing in complex long pathnames or remembering complicated syntaxes! \$29.95

Telepatch III

All the FEATURES of TELEPATCH plus the classically proportioned characters of the WIZARD with TRUE lowercase! Now CoCoIII compatible! (Upgrade \$15 w/proof of purchase) \$29.95

Tape/Disk Utility

A powerful package that transfers tape to disk and disk to tape automatically. Does an automatic copy of an entire disk of programs to tape. Ideal for Rainbow On Tape to disk. Also copies tape to tape & prints tape & disk directories. TAPE/DISK \$24.95

Multi-Pak Crak

Save ROMPAKS on your 64K Disk System using the RS Multi-Pak Interface. Eliminate constant plugging in of ROMPAKS by keeping all PAK software on disk. Includes POKES for "PROBLEM" ROMPAKS & the NEW 16K PAKS (Demon Attack, Dragons Lair..) \$29.95 NOW CoCo3 compatible! Upgrade \$15 w/proof of purchase

Disk Utility 2.1A

A multi-featured tool for USER FRIENDLY disk handling. Utilize a directory window to selectively sort, move, rename & kill file entries. Lightning fast Disk I/O for format, copy & backup. Single execution of both Basic & ML programs. 64K DISK \$29.95. NOW also CoCoIII compatible! Upgrade only \$15 w/proof of purchase

Spectrum DOS

Add 24 NEW Disk commands with 2 Hi-Res screens! Supports 40 track & Double-sided drives, 6ms stepping, auto disk search, error trapping and "EPROMABLE". 64K DISK \$29.95 New LOW price! \$29.95

CoCo III Font Bonanza

Replace the 'PLAIN' CoCoIII text characters from a menu of INCREDIBLE fonts or use the hi-res editor to modify or create your own !!! 128K DISK \$29.95. NEW! FONT DISK #1 with over 25 more FONTS! \$19.95. Buy them both for only \$39.95 - Gets a * * * * Rating - Rainbow review 4/87

Spectrum Font Generator

Write files using any CoCo Word Processor (TW-64, EliteWord, etc.) and convert them to Highly Detailed character sets! Some of the character sets supported are Italics, Old English, Futuristic & Block! Character set editor included & supports most dot-matrix printers! \$29.95

Schematic Drafting Processor

Save time and design pro looking diagrams using a 480X540 pixel worksheet w/6 viewing windows. Over 30 electronic symbols w/10 definable symbols. (Even Logic gates & Multipin chips!) Print hard copy & save to disk. 64K DISK \$29.95

CoCo Checker

Something possibly wrong with your CoCo? CoCo Checker is the answer! Will test your ROMs, RAMs, Disk Drives & Controller, Printer, Keyboard, Cassette, Joysticks, Sound, PIAs, VDG, Internal Clock Speed, Multi-pak Interface and more! \$24.95

Rickeyterm 2.0

Supports 40/80 column mode, ASCII or XMODEM uploads & downloads, Deluxe RS232 PAK or Serial 'BITBANGER' port, 300/1200 Baud! Plus 'STRINGS' (predefined sequences of text) can be read into the BUFFER from DISK & transmitted by NAME! Type ahead & auto-repeat are also supported. 128K CoCoIII DISK \$39.95 (see 9/87 Rainbow review)

64K Disk Utility Package

Take advantage of an expanded 64K machine. Make an additional 8K of RAM available by relocating the Ext Basic ROM from \$8000 to \$D800. Copy ROMPAKS to disk (even "protected" PAKs) and create a 32K SPOOL buffer for printing. \$24.95

EZ Base

A truly friendly data base program at an affordable price! Keep inventories, hobby collections, recipes, card lists and much more! Hi-Res screen, up to 500 records with 15 fields, record or field search & a MAILING LABELS option. 32K DISK \$29.95

Blackjack Royale

A Hi-Res graphics casino blackjack simulation and card counting tutor. Fully realistic play includes: double down, splits, surrender, insurance, 1-8 decks, burnt cards, shuffle frequency and more! "This fine program is a must for the CoCo Blackjack player." - Rainbow review \$24.95

Spectrum Adventure Generator

The Spectrum Adventure Generator creates adventure games that are 100% ML & very fast! Up to 99 rooms, 255 objects, 70 command words & 255 conditional flags can be used. 64K DISK \$29.95

CoCo Calendar


Get organized for 365 days today with the CoCo Calendar! Designed for recording the entire year's occasions and daily appointments so you can plan ahead. You can store HUNDREDS of entries and our GRAPHIC calendar will show all MEMOS! \$19.95

THE KITCHEN SINK ...

Everything but the KITCHEN SINK!!! Receive all twenty-three (23) Colorful Utilities from top to bottom, the Software Bonanza Pak to CoCo Calendar (a \$500 plus value) for a SPECIAL price \$149.95!!!!

Turn sideways for more Colorful Utilities!

Take off and SAVE 25% on any software order totaling over \$75 from this page. Offer expires 3/20/88



SPECTRUM PROJECTS
PO BOX 264
HOWARD BEACH NY 11414
All orders plus \$3.00 shipping/handling
(Foreign orders please add \$5.00)
NYS Residents add sales tax.

Still pounding away at that keyboard?



Save Time and Money with a Combination Subscription!

Subscribe to RAINBOW ON TAPE or RAINBOW ON DISK Today!

Every month, these convenient services bring you as many as 24 ready-to-run programs. Using the current issue of THE RAINBOW as documentation, all you have to do is load and run them. A one-year subscription gives you more than 230 new programs! The typing time you save can be spent enjoying your CoCo!

RAINBOW ON TAPE For No-Fuss Fun

Back issues of RAINBOW ON TAPE are available beginning with the April 1982 issue. A single copy of RAINBOW ON TAPE is \$10 within the

United States; U.S. \$12 in all other countries. The annual subscription rate for RAINBOW ON TAPE is \$80 within the U.S.; U.S. \$90 in Canada; and U.S. \$105 for all other countries.*

RAINBOW ON DISK Offers OS-9 Programs

In addition to all the programs offered on tape, part of one side of RAINBOW ON DISK is formatted for the OS-9 operating system. That means you can now get all the OS-9 programs from the magazine — programs that cannot be put on tape. Back issues of RAINBOW ON DISK are available beginning with October 1986. Subscriptions to RAINBOW ON DISK are \$99 a year in the U.S. Canadian rate is U.S. \$115. All other countries, U.S. \$130. Single copy rate is \$12 in the U.S.; U.S. \$14 in Canada; and U.S. \$16 in all other countries.*

Now, SAVE up to 19% when you buy a joint subscription to the magazine and either RAINBOW ON TAPE or RAINBOW ON DISK! A one-year subscription to THE RAINBOW and RAINBOW ON TAPE is only \$91 in the U.S., \$108 in Canada, \$153 foreign surface rate and \$188 foreign airmail. A one-year subscription to THE RAINBOW and RAINBOW ON DISK is only \$115 in the U.S., \$138 in Canada, \$183 foreign surface rate and \$218 foreign airmail.*

To order by phone (credit card orders only), call (800) 847-0309, 8 a.m. to 5 p.m. EST. All other inquiries call (502) 228-4492.

Look for our envelope located between pages 66 and 67 for ordering individual subscriptions to THE RAINBOW, RAINBOW ON TAPE and RAINBOW ON DISK.

YES! Sign me up for a joint 1-year subscription (12 issues) to: THE RAINBOW/RAINBOW ON TAPE
THE RAINBOW/RAINBOW ON DISK
NEW RENEWAL (attach labels)

Name _____
Address _____
City _____ State _____ ZIP _____

Payment Enclosed (*payment must accompany order)
Charge: VISA MasterCard Am. Express
Account Number _____
Signature _____ Exp. _____

*U.S. currency only, please. In order to hold down costs, we do not bill. Kentucky residents add 5% sales tax. Please allow 6 to 8 weeks for delivery of first copies. Joint subscriptions to THE RAINBOW and RAINBOW ON TAPE or RAINBOW ON DISK begin with the current issue.

Please note: While group purchases of RAINBOW ON TAPE and RAINBOW ON DISK are permitted (and multiple subscriptions are even discounted, if purchased in one order from a club), no license to make copies is conveyed or implied. Yes, your group may even purchase a subscription to our disk/tape services, but such purchase in no way authorizes that any copies be made of that original disk/tape. Specifically, this means that the original disk/tape itself may indeed be kept in a club library for use by members. However, a group purchase does not entitle club members, individually or as a group, to copy that disk/tape.

Unauthorized copying of any copyright product is strictly illegal. The copyright (right to make copies) is in no way conveyed in the purchase transaction.

```

(Y/N) "
220 I$=INKEY$:IFI$=""THEN220ELSE
IFI$="Y"THEN100ELSEIFI$="N"THEN9
00ELSE220
300 CLS:PRINT:PRINT:LINEINPUT"EN
TER NAME
";B$(N):GOTO140
310 CLS:PRINT:PRINT:LINEINPUT"EN
TER ADDRESS
";C$(N):GOTO140
320 CLS:PRINT:PRINT:LINEINPUT"3. STATE
- ";D$(N):GOTO140
330 CLS:PRINT:PRINT:LINEINPUT"EN
TER TELEPHONE NO.
";E$(N):GOTO140
900 FORB=0TO N-1
910 CLS:PRINT:PRINT"1. NAME- ";B
$(B)
920 PRINT:PRINT"2. STREET-";C$(B
)
930 PRINT:PRINT"3. STATE- ";D$(B
)
940 PRINT:PRINT"4. PHONE- ";E$(B
)
950 PRINT@355,"PRESS ANY KEY TO
CONTINUE"
960 I$=INKEY$:IFI$=""THEN960
970 NEXTB

```

```

980 GOTO2000
1000 CLS:PRINT@230,"32/64K DISK
SYSTEM":FORX=1TO1000STEP1:NEXTX:
RETURN
1010 CLS:PRINT@228,"32/64K CASSE
TTE SYSTEM":FORX=1TO1000STEP1:NE
XTX:RETURN
1020 CLS:PRINT@229,"16K CASSETTE
SYSTEM":FORX=1TO1000STEP1:NEXTX
:RETURN
2000 CLS:PRINT:PRINT" WELCOME TO
THE BASIC DATABASE ":PRINT:PRIN
T" WOULD YOU LIKE TO:":PRI
NT:PRINT:PRINT" S)TART A NEW
DATABASE":PRINT:PRINT" E)
ND THIS PROGRAM":PRINT@458,"[SEL
ECT ONE]"
2010 I$=INKEY$:IFI$=""THEN2010EL
SEIFI$="S"THEN95ELSEIFI$="E"THEN
5000ELSE2010
5000 CLS3:PRINT@224," REBO
OTING TO BASIC":SOUND200,2:SOUND
100,3:FORX=1TO1000STEP1:NEXTX:CL
S:END
6000 CLS0:PRINT@224," MAXIMUM
FILE SIZE REACHED":SOUND200,2:SO
UND100,3:FORX=1TO1000STEP1:NEXTX
:GOTO900

```

WORLDPORT 1200™

A Touchbase Systems Product

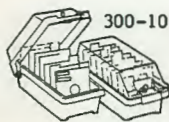


List \$199.00

The Versatile, World-Class Battery-Powered 1200 bps Modem

COMPATIBILITY:
BELL 103/212A and CCITT V.21/V.22
HAYES INSTRUCTION SET.
DATA RATE:
300 or 1200 BAUD.
TONE or PULSE DIAL.
OPERATES ON A 9V. BATTERY.
PERFECT FOR PORTABLE WORK USING
RADIO SHACK ACOUSTIC CUPS 26-3805A,
26-3818 or EQUIVALENT.

BULK 5 1/2" DSDD DISKS \$41.00 per 100
complete with labels, sleeves, & tabs.



300-100L HOLDS 100+ 5 1/2" DISKS.
COMES WITH DEVIDERS.
SMOKE PLASTIC HINGED
LID WITH LOCK & KEY.
\$9.90 ea. \$2 for \$18.

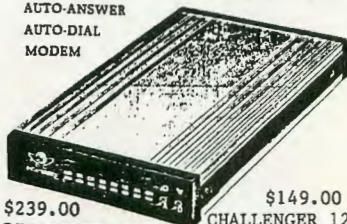
(805) 254-6442
Canyon County Devices
P. O. Box C
Saugus, Ca. 91350

SEND CHECK OR MONEY ORDER
OR ORDER C.O.D. BY PHONE.
FOR ORDERS LESS THAN \$20.
ADD \$1.50 HANDLING.
ADD \$1.50 FOR C.O.D.



DATATRONICS

AUTO-ANSWER
AUTO-DIAL
MODEM



\$239.00

DISCOVERY 2400E

BELL 103/212A & CCITT V22
300/1200/2400 BAUD RATES
VOICE/DATA SWITCH
CALL PROGRESS MONITOR
BUILT IN SPEAKER.
TONE AND PULSE DIALING.
AUTO DIAL/AUTO ANSWER/AUTO
SPEED SELECT/AUTO PROTOCOL
SELECT/AUTO PARITY ADJUST.
HAYES COMPATIBLE.


\$149.00
CHALLENGER 1200E

SAME AS 2400E
300/1200 BAUD ONLY.

New Price on

Precision™

Mfg. by Xerox/Dynal
High Quality at low
cost DSDD 5 1/2" Disks
BOX OF 10 \$ 8.95
3 BOXES FOR \$ 25.50



Samsung 12" Amber Monitor
Takes Composit Video in.
\$98.50

Better for working with High Resolution
GRAPHICS. Easier on the eyes for those
64 or 80 Column Data Displays.

PRINTER RIBBONS

Star Micronics NX-10	\$9.09	\$8.59
C. Itoh Prowriter I & II	\$5.05	\$4.65
Epson MX/FX/RX 70/80	\$4.95	\$4.55
Gemint SG-10	\$2.20	\$2.00
Okidata ML 84	\$5.15	\$4.70

Box of 5 colors for the Okidata 80 or
SG-10 (red,yel.,green,blue,brown) \$12.50

WANNA TAKE A BYTE OUT OF YOUR TAXES?

TRY-O-TAX CAN HELP!

- available for CoCo, MSDOS, TRS-80
- revised for '87 law changes
- prompts for easy guided use
- calculates 1040, 2441, 2106, 6502
- calculates schedules A-F, SE
- computer generated substitute forms
- 1040 done by line number for easy transfer

PERSONAL CHECKS WELCOME **\$44.99** + 3.00 shipping NO CREDIT CARDS, C.O.D.

TRY-O-BYTE, 1008 Alton Circle, Florence, S.C. 29501, (803) 662-9500



Let CoCo calculate friendship compatibility

Compu Match

By Robert Rogers

Sample Questionnaire

Friendship Matching Service
name

sex M F
homeroom number

(1) What kind of music do you listen to?

- 1- hard rock
- 2- soft rock/pop
- 3- country
- 4- classical, oldies, and others

(2) What type of movies do you like?

- 1-science fiction/fantasy
- 2-comedy
- 3-drama/romance
- 4-action/horror

(3) Which accurately describes you?

- 1-popular and outgoing
- 2-wild and crazy
- 3-quiet, cautious, and sensitive
- 4-middle of the road

(4) What is your political philosophy?

- 1-conservative
- 2-liberal
- 3-moderate
- 4-anarchist

(5) What do you look for most in a friend?

- 1-companionship
- 2-generosity
- 3-loyalty and understanding
- 4-sense of humor and vitality

Compu Match is a program designed to match people who give similar responses to a questionnaire, and is aimed especially at clubs and organizations that want an interesting project or a way to raise money without selling trinkets or candy.

My high school computer club had good results using a similar program called *Computer Friendship Matching Service*, which I wrote for the IBM. We gave it the long name to convey that the program was just for fun, and to avoid the problems and negative connotations of a dating service.

Participants fill out questionnaires by answering multiple-choice questions about their personality, lifestyle and interests. Each person's data is entered into the computer. Then the program prints, for each participant, a list of five people of the opposite sex who had the

Robert Rogers is a self-taught programmer who is currently attending Florida Atlantic University, majoring in computer science. His interests include model railroading and playing the organ professionally.

highest percentages of similar responses.

I have included a five-question sample questionnaire, which you can use for a test run (five males and five females are needed in the file to avoid errors when matching). More questions are needed for the "real" run.

Upon running, you are asked what filename you are using. You must use the same filename when adding additional data. In order for the program to work on a 16K machine, the CLEAR 10000 and LM=500 statements in Line 10 require some modification — lower values. LM is the number of participants. If memory is limited, you could divide up the pool of participants by age or grade and use separate files. (Note: Participants can be matched only with others in the same file.)

A good promotion for your matching service is having the faculty participate (in a separate file) — this will yield hilarious results.

Next you are asked how many questions are on the form (maximum of 25) and the largest number of response choices for any one question (maximum of nine). A menu of six options appears.

Function 1 allows initial data to be entered and new data to be added. Enter the person's name, sex (M or F) and code number (we used homeroom numbers). Then, in sequence, type the responses. Use numbers, *not* letters. You won't need to press ENTER after each response. You can back up to correct a mistake by pressing the up arrow; the prompt includes the response number, so you will always know which one you are entering. No correcting is allowed after all the responses are entered.

Function 2 is the actual matching process. It prints to the screen or printer the top five match-ups and corresponding percentages for each participant. If you use the printer, the printouts can be delivered personally. To speed the process, males and females are done separately — you can select which to print first. So, to cover everyone, use Function 2 twice, selecting "female" first, and "male" next. You also have the option of starting with a specific "match position." Pressing ENTER begins printing the results for the first male or female in the file.

To have printing begin elsewhere in the file, enter the desired record number obtained with Function 3. The match position option enables you to print out a partial listing of participants and then continue where you left off later (this is

COMPUTER MATCHING			
NAME: BILL WILSON CODE NO: 210 SEX: M			
RANK	NAME	NO.	PERCENTAGE
1	EMBRY JOHNSON	215	
2	SUSAN AUBREY	210	60
3	CINDY JEFFERS	196	40
4	CATHY SPARKS	198	40
5	THERESA OLSON	195	20

COMPUTER MATCHING			
NAME: GARY SMITH CODE NO: 217 SEX: M			
RANK	NAME	NO.	PERCENTAGE
1	CATHY SPARKS	198	
2	SUSAN AUBREY	210	20
3	EMBRY JOHNSON	215	20
4	THERESA OLSON	195	20
5	CINDY JEFFERS	196	20

COMPUTER MATCHING			
NAME: JOHN DOE CODE NO: 186 SEX: M			
RANK	NAME	NO.	PERCENTAGE
1	SUSAN AUBREY	210	40
2	THERESA OLSON	195	40
3	CATHY SPARKS	198	20
4	EMBRY JOHNSON	215	0
5	CINDY JEFFERS	196	0

harder to explain than it is to see in operation). The disk containing the data file *must* remain in the disk drive.

Function 3 lists to the screen or printer all the participants' data and file record numbers. These are not needed to use *Compu Match* unless you use the "match position" option previously described or need a file dump for debugging.

Function 4 allows you to print results for the person whose name you input. This could be used if a printout is lost or if you decide to have people line up at the computer to watch the results appear on the screen.

Function 5 is an extra feature that will compute for each question the percentage of participants that choose each response — it can be computed for males, females or both combined. These statistics can then be announced or printed in a newsletter or school newspaper for the general interest. This function could be used by itself (without using the matching process) as a quick questionnaire tabulator.

Function 6 should be used to end operation and ensure proper file closing.

(Questions or comments about this program may be directed to the author at 10228 Anthony Groves Road, West Palm Beach, FL 33414. Please enclose an SASE when writing for a reply.) □

QUESTION: 1		
1 : 2	20.0 %	
2 : 3	30.0 %	
3 : 2	20.0 %	
4 : 3	30.0 %	
QUESTION: 2		
1 : 3	30.0 %	
2 : 5	50.0 %	
3 : 1	10.0 %	
4 : 1	10.0 %	
QUESTION: 3		
1 : 1	10.0 %	
2 : 0	0.0 %	
3 : 5	50.0 %	
4 : 4	40.0 %	
QUESTION: 4		
1 : 3	30.0 %	
2 : 4	40.0 %	
3 : 1	10.0 %	
4 : 2	20.0 %	
QUESTION: 5		
1 : 1	10.0 %	
2 : 5	50.0 %	
3 : 3	30.0 %	
4 : 1	10.0 %	

✓	160	167	4030	74
	1120	242	7050	189
	3005	188	END	233

The listing: MATCH

```

1 *****
2 *          COMPU MATCH          *
3 *
4 *  COPYRIGHT (C) 1984  BY  *
5 *          ROBERT  ROGERS      *
6 *  VERSION 1.3    JULY 1986  *
7 *  TANDY COLOR COMPUTERS W/  *
8 *  16K  DISK EXTENDED BASIC  *
9 *****
10 CLEAR10000:VERIFYON:LM=500:DI
MA$(LM),0(9):'LM=#PARTICIPANTS,
CHANGE TO FIT MEMORY OF 16K COCO
20 CLS:PRINT@224,"FILE NAME TO B
E USED:";:LINEINPUTFI$:IFLEN(FI$
)>8THENSOUND1,5:RUN
30 CLS:PRINT@224,"HOW MANY QUEST
IONS:";:INPUTI:IFI<LORI>25THENSO
UND1,5:GOTO30
40 CLS:PRINT@224,"HOW MANY RESPO
NSE CHOICES:";:INPUTRC:IFRC<LORR
C>9THENSOUND1,5:GOTO40
100 CLS:PRINTSTRING$(32,191)"
      COMPU MATCH":PRINTSTRING
$(32,191);
110 PRINT:PRINT" (1) ENTER DATA
120 PRINT" (2) RUN MATCHING PROC
ESS
130 PRINT" (3) LIST DATA
140 PRINT" (4) MATCH ONE PERSON
150 PRINT" (5) COMPILE STATISTIC
S
160 PRINT" (6) END SESSION
180 PRINT@358,"SELECT OPTION (1
-6)
190 PRINT@448,STRING$(32,191)"
      (C)1985 BY ROBERT ROGERS";
200 K$=INKEY$:IFK$=""THEN200
210 K=VAL(K$):IFK<1 OR K>6 THEN2
00
220 ON K GOSUB1000,2000,4000,600
0,9000,300
230 GOTO100
300 CLS:END
1000 GOSUB7000:X=LOF(1)
1001 CLS:DD$=""
1002 IFX+1=LM THENCLOSE#1:PRINT@
224," NO MORE PARTICIPANTS ALLO
WED":SOUND1,30:GOTO100
1010 LINEINPUT"NAME:";NN$:IFNN$=
""THENCLOSE#1:GOTO100
1020 LINEINPUT"CODE NUMBER:";HH$
1030 LINEINPUT"SEX:";SS$:SS$=LEF

```

```

T$(SS$,1):IFSS$<>"M"ANDSS$<>"F"
HEN1030
1040 T=0
1100 T=T+1:IFT=I+1THEN1140
1110 PRINT"RESPONSE"T:";
1120 F$=INKEY$:IFF$=""THEN1120
1121 IFF$=CHR$(94)THEN1125
1122 IF(VAL(F$))<1OR(VAL(F$))>RC
THEN1120
1125 DD$=DD$+F$
1126 IFF$=CHR$(94)THENPRINT:T=T-
1:IFT<1THENT=1:DD$=""GOTO1110:EL
LSEDD$=LEFT$(DD$,LEN(DD$)-2):GOT
O1110
1130 PRINTF$
1135 GOTO1100
1140 X=X+1:GOSUB8000
1150 GOTO1001
2000 CLS:PRINT@229,"<P>RINTER OR
<S>CREEN
2001 V$=INKEY$:IFV$="S"THENV=0:C
LS:ELSEIFV$="P"THENV=-2:ELSE2001
2005 CLS:PRINT@231,"<M>ALE OR <F
>EMALE
2006 SS$=INKEY$:IFSS$="M"THENO$=
"F":ELSEIFSS$="F"THENO$="M":ELSE
2006
2010 GOSUB7000:L=LOF(1):M=0
2020 FORT=1TOL:GET#1,T:IFS$=O$TH
ENM=M+1:A$(M)=D$+STR$(T)
2025 NEXTT:IFF=1THENX=0:GOTO3000
2110 CLS:PRINT@224,"";:LINEINPUT
"MATCH POSITION:";C$:C=VAL(C$):I
FC<1THENC=1:ELSEIFC>L THENC=L
2120 X=C-1
3000 X=X+1:PRINT@0,X;:IFX=L+1THE
NCLOSE#1:GOTO100
3001 GET#1,X:IFS$<>SS$THEN3000:EL
LSEU$=N$:I$=H$
3005 IFF=1THENIFINSTR(1,N$,M$)<1
THEN3000
3010 FORQ=1TO5:P(Q)=0:PP(Q)=0:NE
XTQ
3015 T=0
3020 T=T+1:R=0:IFT=M+1THEN3120
3030 FORQ=1TOI
3040 IFMID$(D$,Q,1)=MID$(A$(T),Q
,1)THENR=R+1
3050 NEXTQ
3060 P=(R/I)*100:Y=0
3070 Y=Y+1:IFY=6THEN3110
3080 IFP<P(Y)THEN3070
3090 FORZ=5TOY STEP-1:P(Z+1)=P(Z
):PP(Z+1)=PP(Z):NEXTZ:P(Y)=P:PP(
Y)=VAL(RIGHT$(A$(T),(LEN(A$(T))-
25)))
3110 GOTO3020
3120 GOSUB5000
3130 GOTO3000
4000 CLS:PRINT@229,"<P>RINTER OR

```



```

<S>CREEN
4005 V$=INKEY$:IFV$="S"THENV=0:C
LS:ELSEIFV$="P"THENV=-2:ELSE4005
4010 GOSUB7000
4030 FORT=1TOLOF(1):GET#1,T:PRIN
T#V,N$:PRINT#V,T" "D$;" "S$;" ";
H$
4035 IFV=0THENIFPEEK(338)<>191TH
ENPOKE338,255:GOTO4035
4040 NEXTT:CLOSE#1
4999 EXEC44539:RETURN
5000 CLS:IFV=-2THENPRINT#V,TAB(3
1)"COMPUTER MATCHING
5010 PRINT#V
5020 PRINT#V,"NAME: "U$
5030 PRINT#V,"CODE NO: "I$
5040 PRINT#V,"SEX: "SS$
5041 IFV=0THENGOTO5200
5050 PRINT#V:PRINT#V," RANK","NA
ME",,"NO.," " PERCENTAGE":PRINT#V
,STRING$(80,"-")
5060 FORZ=1TO5:GET#1,PP(Z)
5080 PRINT#V,Z,N$,H$,P(Z)
5090 NEXTZ:PRINT#V:PRINT#V
5100 RETURN
5200 FORZ=1TO5:GET#1,PP(Z)
5210 PRINTZ;LEFT$(N$,25):PRINT"N
O. : "H$" PERCENTAGE MATCH:"P(Z)
5220 NEXTZ
5230 IFPEEK(338)<>191THENPOKE338
,255:GOTO5230ELSEPOKE338,255:CLS
:RETURN
6000 CLS:PRINT@224,"NAME OF PERS
ON TO MATCH:":LINEINPUTM$
6010 F=1:GOTO2000
7000 OPEN"D",#1,FI$,60
7010 FIELD#1,30ASN$,4ASH$,25ASD$
,1ASS$
7040 L=LOF(1)
7050 RETURN
8000 LSETN$=NN$:LSETH$=HH$:LSETD
$=DD$:LSETSS$=SS$
8010 PUT#1,X
8015 RETURN


```

```

9000 CLS:PRINT@229,"<P>RINTER OR
<S>CREEN
9010 V$=INKEY$:IFV$="S"THENV=0:C
LS:ELSEIFV$="P"THENV=-2:ELSE9010
9020 CLS:PRINT@200,"STATISTICS F
OR :":PRINT@229,"<M>ALE <F>EMALE
<B>OTH"
9030 B$=INKEY$:IFB$<>"M"ANDB$<>"
F"ANDB$<>"B"THEN9030
9040 CLS:N=0:GOSUB7000
9050 FORQ=1TOI:FORK=1TORC:O(K)=0
:NEXTK:FORT=1TOL
9060 GET#1,T
9070 IFB$="F"THENIFS$="F"THENIFQ
=1THENN=N+1:GOTO9090:ELSEGOTO909
0ELSE9100
9080 IFB$="M"THENIFS$="M"THENIFQ
=1THENN=N+1:GOTO9090:ELSE9090ELS
E9100
9085 IFQ=1THENN=N+1
9090 K=VAL(MID$(D$,Q,1)):O(K)=O(
K)+1
9100 NEXTT:PRINT#V,"QUESTION:"Q:
FORK=1TORC:PRINT#V," "K":"O(K),
:PRINT#V,USING"###.##";(O(K)/N)*1
00;:PRINT#V," %":NEXTK
9110 IFV=0THENIFPEEK(338)<>191TH
ENPOKE338,255:GOTO9110
9120 NEXTQ:CLOSE#1:GOTO1000

```

Mouse Tales By Logan Ward



STOCK MARKET PORTFOLIO FOR THE COLOR COMPUTER



If You Are Serious About Stocks...
This Program Is A Must!

Stock Market portfolio for the color computer will keep track of all your current stock listings and keep a listing of stocks you have sold by the year, they were sold with all totals, profit and loss, and percentages. More than one person can use this program as long as the first three letters on both first and last name are not the same. The program is menu driven and will give you the option for either screen print or information to be printed on printer.

Rush Check for \$22.00 plus \$3.00 shipping & handling to:
Papariz Enterprises
700 York St.
Williamsburg, VA 23185
Please allow 2-3 weeks for delivery
Sorry no C.O.D.S
VA residents add 4.5% sales tax.

RAINBOW FEST

CHICAGO MAY 20-22

RAINBOWfest is the only computer show dedicated exclusively to your Tandy Color Computer.

Nowhere else will you see as many CoCo-related products or be able to attend free seminars conducted by the top Color Computer experts. It's like receiving the latest issue of THE RAINBOW in your mailbox!

RAINBOWfest is a **great opportunity** for commercial programmers to show off new and innovative products for the first time. Chicago is the show to get information on capabilities for the new CoCo 3, along with a terrific selection of the latest CoCo 3 software. In exhibit after exhibit, there will be demonstrations, opportunities to experiment with software and hardware, and special RAINBOWfest prices.

Set your own pace between visiting exhibits and attending the valuable, free seminars on all aspects of your CoCo — from improving BASIC skills to working with the sophisticated OS-9 operating system.

Many people who write for THE RAINBOW — as well as those who are written about — are there to meet you and answer questions. You'll also meet lots of other people who share your interest in the Color Computer. It's a person-to-person event and a tremendous learning experience in a fun and relaxed atmosphere.

A special feature of RAINBOWfest is the Educational Sandbox, which features child-oriented workshops to give hands-on experience to an age group often neglected. There are sessions for the kindergarten through third-graders, and for fourth- through sev-

enth-graders. And, as an additional treat for CoCo Kids of all ages, we've invited frisky feline CoCo Cat to join us for the show. RAINBOWfest has something for everyone in the family!

If you missed the fun at our last RAINBOWfest in Princeton, why don't you make plans now to join us in Chicago? For members of the family who don't share your affinity for CoCo, there are many other attractions in the Chicago area.

The Hyatt Regency Woodfield offers special rates for RAINBOWfest. The show opens Friday evening with a session from 7 p.m. to 10 p.m. It's a daytime show Saturday — the CoCo Community Breakfast (separate tickets required) is at 8 a.m., then the exhibit hall opens promptly at 10 a.m. and runs until 6 p.m. On Sunday, the exhibit hall opens at 11 a.m. and closes at 4 p.m.

Tickets for RAINBOWfest may be obtained directly from THE RAINBOW. We'll also send you a reservation form so you can get a special room rate.

The POSH way to go. You can have your travel arrangements and hotel reservations handled through RAINBOW affiliate, POSH Travel Assistance, Inc., of Louisville. For the same POSH treatment many of our exhibitors enjoy, call POSH at (502) 893-3311. All POSH services are available at no charge to RAINBOWfest attendees.

BE THERE!

SPECIAL EVENT!

COCO GALLERY LIVE SHOWCASE YOUR BEST AT RAINBOWFEST

We are taking the popular "CoCo Gallery" on the road to RAINBOWfest Chicago — and we'd like you to submit your own graphics creations to be exhibited at the show!

RULES

- You can enter color or black-and-white photographs or printouts of your original artwork produced on the CoCo 1, 2 or 3. Entries should be framed, mounted or matted, and may not be smaller than 5-by-7 inches or larger than 11-by-14 inches.
- Don't send us anything owned by someone else; this means no game screens, digitized images from TV programs or material that's already been submitted elsewhere. A digitized copy of a picture that appears in a book or magazine is **not** an original work.
- Along with your entry, send a cover letter with your name, address and phone number, detailing how you created your picture (what programs you used, etc.). Please include a few facts about yourself, too!
- Your name, address and phone number, along with the title of your work, must be clearly marked on the back of each entry, and a disk copy of each piece must also be included.
- Entries may be mailed to THE RAINBOW before May 1, 1988, or brought to the RAINBOWfest registration booth by 10 a.m., Saturday, May 21.
- Your work will be returned if sent with a postage paid return envelope, or entries can be picked up at the close of the show — Sunday, May 22 at 4 p.m.

There will be two categories: one for graphics produced on the CoCo 1 and 2, and one for CoCo 3 graphics. Several awards will be made in each category. Winners will be determined by votes from RAINBOWfest attendees. In case of any ties, winners will be determined by our chief judge, CoCo Cat.

Prizes and ribbons will be presented Sunday, May 22, and winning entries will be published in the September '88 issue of THE RAINBOW. Send your entry to "CoCo Gallery Live," THE RAINBOW, 9509 U.S. Highway 42, Prospect, KY 40059.

YES, I'm coming to Chicago! I want to save by buying tickets now at the special advance sale price. Breakfast tickets require advance reservations.

Please send me:

___ Three-day tickets at \$9 each total _____ Name _____
(please print)

___ One-day tickets at \$7 each total _____ Address _____

Circle one: Friday Saturday Sunday City _____ State _____

___ Saturday CoCo Breakfast
at \$12 each total _____ Telephone _____ ZIP _____

___ RAINBOWfest T-shirts Company _____
at \$6 each total _____

(Advance sale-priced T-shirts
must be picked up at the door)

Handling Charge \$1 _____ Payment Enclosed, or Charge to:

VISA MasterCard American Express

TOTAL ENCLOSED _____ Account Number _____

(U.S. Currency Only, Please)

Also send me a hotel reservation card for the Exp. Date _____
Hyatt Regency Woodfield (\$64, single or double
room).

Signature _____

Advance ticket deadline: May 13, 1988. Orders received less than two weeks prior to show opening will be held for you at the door. Tickets will also be available at the door at a slightly higher price. Tickets will be mailed six weeks prior to show. Children 4 and under, free; over 4, full price.

Make checks payable to: The RAINBOW. Mail to: RAINBOWfest, The Falsoft Building, 9509 U.S. Highway 42, P.O. Box 385, Prospect, KY 40059. To make reservations by phone, in Kentucky call (502) 228-4492, or outside Kentucky call (800) 847-0309.

The Vote Is In



By Cray Augsburg
Adventure Contest Judge

Ladies and gentlemen! Your attention please! The scores have been tallied and the results are in. The winner of The Fourth RAINBOW Adventure Contest is. . .

Hold on there, not so fast! In the tradition of Adventures, there is no instant gratification, no easy win. Judging this contest was much like playing an Adventure — many things to explore and no obvious solutions. So why should I tell you right off the bat who won? We'll get around to it.

After a considerable amount of time and effort, I finally reached my decisions, which weren't easy to make. Each Adventure had its own unique and interesting aspects, and it was really easy to like them all. So, I had to force myself to consider each entry as a complete package.

In judging the contest, I knew the winner would be the person who sent in the most well-rounded entry. The use of graphics was not a requirement. However, the winning entry would be comprised of complete documentation, an original concept or theme, and logical design and organization. It would be a testament to the author's programming skills, yet be easy for the user to operate. I feel the winner of The Fourth RAINBOW Adventure Contest came through with flying colors on all counts.

Cray Augsburg is RAINBOW's technical editor and has an associate's degree in electrical engineering. He and his wife, Ruth Ann, have two children and live in Louisville, Kentucky. His username on Delphi is CRAY.

What's an Adventure?

It's simply a game, but not necessarily a simple one. Playing an Adventure requires a certain level of skill and cunning. Since the concept of the game is not grounded in reality, you must be ready for the unexpected to pop up at any time. It all depends on the author's understanding of how the average human mind works. Just when you think you've got it solved, you find something else is required of you — something that makes the least (or, depending on how you look at it, the most) sense. Adventures can be quite frustrating.

The goal in writing an Adventure is to capture the Adventurer and take him right to the frustration threshold — where he's just about ready to put his foot through the keyboard — and then give him a faint glimmer of hope. Let him gain a little, then start the process again. This is what keeps Adventurers coming back for more, and is also a sign of a well-written Adventure.

Obviously, programming an Adventure takes quite a bit of effort. The author must be knowledgeable and clever, and must understand programming concepts and skills; otherwise, you might find the solution just by looking at the program listing. The good Adventure writer will invent a story line that stretches the imagination.

I am proud to say the level of quality in the entries we received was unbelievably high. However, this only made the decisions that much harder to make. So many people deserved to win, but only one could take home the grand prize. In the spirit of competition, though, everyone was a winner. If you sent in an entry, give yourself a pat on the back for a job well done — you deserve it.

The Entries

What kind of Adventures did we see? We saw plenty of graphics! As a matter of fact, most of the Adventures submitted utilized graphics in one way or another. Of the many CoCo 3 entries, nearly 90 percent were graphics Adventures — and most were darn good, too! Creative use of graphics never fails to please people. The CoCo 1 and 2 graphics Adventures were something to behold, as well. It never fails to amaze me what can be done with a simple PMODE4 screen and a few artifactual colors.

Now, lest we concern those who did not use graphics, remember that the "original" computer Adventure game had text only. The use of graphics has never been necessary to an Adventure's

success. It is true that graphics enhance a program, but they are not necessary. In many cases, it is better to let the Adventurer's imagination create the scene. In fact, graphics can sometimes distract the player. Often it is best to let the readers' impressions of the events help them create mental pictures.

As far as equipment requirements, the entries varied. Some Adventures ran in 4K without Extended Color BASIC, and others squeezed every available byte out of a 128K CoCo 3. We did not receive any entries written under OS-9, which is somewhat surprising considering BASIC09's power and flexibility. Oh well, that's a story for another day.

Some entries used music and sound effects. Being musically inclined, I had hoped to hear some fancy 12-voice music. It wasn't to be. (Maybe we can have a music programming contest someday). For the most part, though, the music and sound effects used were very appropriate.

The level of programming found in the entries was really amazing. It is fascinating to see a skilled programmer's work. I can imagine the programmer hovering over his keyboard like a concert pianist. And mastery of the CoCo ivories has certainly been evidenced by the compositions I "heard."

While most of the commands used in the entries we received would be familiar to even the most inexperienced Adventurer, some programmers broke new ground. Along with the old faithfuls (GO and INVENTORY) were SAY, SPEAK, GOBBLE and COMPUTE. In addition, some programmers abandoned the old "type-it-in" approach for the new "point-and-click" powers of the joystick and mouse. Our grand prize winning entry utilizes icons in a very easy-to-understand and realistic way and requires keyboard entry only when absolutely necessary.

From the standard tricks of using hundreds of GOSUBs to poking the key routines in machine language, no holds were barred as the entrants scrambled to keep their secrets intact. And what is their motivation? While they would never admit it, they just want to make you work. I think that's fair — they worked hard to bring you the best they had to offer, and they want to make sure you enjoy it!

In relation to this, I must give advance notice: RAINBOW is not in any way, shape or form going to give you the solutions! That would just be the easy way out. Hints may be offered in

"Scoreboard Pointers," but the brunt of the work remains with you, the Adventurer. That, after all, is the whole point. Try to outguess the author in each case. He does have the upper hand, but he hasn't made the game impossible. I guess what I'm really saying is: *Enjoy!* And now for the winners.

CoCo 3 Graphics Best of Show and Grand Prize is presented for the second consecutive time to Dr. Bruce Bell, an optometrist from Rockmart, Georgia. Dr. Bell's work has graced the pages of THE RAINBOW several times in the past. And each time he has done himself a little better. Dr. Bell did a professional job with this year's winning entry, *The Controllers* (see Page 42). His organizational and programming skills do not go unnoticed.

The Controllers is set "slightly" into the future. Your character is a scavenger in a time when technology has been banished from the Earth — the planet was overtaken by an alien race that uses thought control to reduce humans to primitivism. Your goal is to free the human race from this control.

Dr. Bell's entry is written for the CoCo 3 and will work with color composite or RGB monitors, as well as tape or disk. A mixture of graphics, text and sound gave this entry an edge in the competition. More importantly, the use of a joystick/mouse user interface gave it the final push into the winning position. While the use of such an interface is not unique in itself, the appropriate manner in which it is implemented here must be seen to be appreciated.

The Controllers is comprised of two BASIC programs, one of which "sets up" the system. The other program is the main body of the Adventure, which features games within itself. To achieve a fine balance between program features and efficiency, Dr. Bell utilized many techniques, including some dabbling into the "deep, dark world" of machine language. We commend Dr. Bell for his excellent work and hope to see more programs from him in the future.

Non-Graphics Best of Show goes to Jeff Hillison, of Blacksburg, Virginia, for his entry, *Intrigue*. This Adventure casts you as an allied spy stuck in Berlin in the midst of WWII. Your mission is to find the plans for the impending German invasion of Britain.

Clues in the form of a letter and burlesque show guide accompanied this entry; these clues are required to solve

the Adventure, and add a certain sense of realism to the game. Jeff also uses *several interesting* commands. Never before have I seen SHAKE and FLUSH used in an Adventure, but they are here.

This Adventure is not an easy one to solve. (OK! Yes, I had to cheat and look at the solution.) With 60 rooms, nearly 90 different objects and over 30 commands at your disposal, the play can get quite complex. I thoroughly enjoyed this Adventure.

Jeff is a freshman at Virginia Tech, where he is majoring in accounting. He has been working with the CoCo since 1983, and wrote his first Adventure in 1985.

CoCo 3 Graphics Runner-Up and Second Place go to Charles Farris. His entry, *Term Paper*, had a very interesting story line: You are a student at CoCo State University and someone has stolen your term paper. You must search the campus and retrieve all 30 pages of the paper before it is due.

I really empathized with the character in this Adventure. I don't know how many times "the dog ate my term paper, honest!" The play was enjoyable and interesting, incorporating levels of ability within the character: Fighting Factor, Health Points, Personality Points and Money Amount.

The University is shown in the form of an onscreen map, but the locations of the pages are not given. As you move around the campus, you will be struck by the realism of the game.

Charles is a self-taught BASIC programmer who has enjoyed programming his CoCo for the last three years, and is currently with the U.S. Air Force, stationed overseas in Europe.

Third Place goes to Dr. Eugene A. Carver, from Galena, Ohio, for *SDI — Countdown to Doom*: A criminal mastermind has overtaken NORAD at Cheyenne Mountain, and you must stop his native country from demolishing civilization as we know it. You think

you are alone in your mission, but are you? The solution requires a great deal of thought, and the game never fails to twist and turn just when you feel the end is near.

An efficient, yet sometimes evasive, programming style combined with a great deal of thought earns this entry its proper place in the contest. I especially liked some of the references to real-life current events. Everyone who liked *Wargames* will certainly find themselves easily caught up in this one.

Dr. Carver is an editor at Chemical Abstracts Services, where he translates chemistry articles from Russian and German to English. He received his doctorate in physical chemistry from the University of Chicago in 1974.

CoCo 1/2 Graphics Best of Show goes to Mike Cooney, of Mansfield, Ohio, for his entry, *The Eye of the Opal*. You, Lwither, must find the special opal ring in order to make a proper proposal to Penelope. This requires what looks like an ordinary trip through an average sewer system (oh, boy!).

This Adventure is much more difficult than it might seem, but if you catch on to what Mike is doing, you will find it is really quite straightforward. The graphics are appropriate and some quite ornamental.

The Eye of the Opal starts out much like most other Adventures, but soon takes on its own character as surprise after surprise comes your way. And many aspects of the game are random, which always makes for fun, if frustrating, play.

Mike is a self-taught programmer and a junior in high school. In addition to his enthusiasm for computers, Mike's hobbies include art and music.

CoCo 1/2 Graphics Runner-Up goes to Paul Ruby, Jr., of Beeville, Texas, for *Foundation of Failure*. This 32K Adventure utilizes colorful PMODE 3 graphics to illustrate the rather large labyrinth in which your character travels. Each of

the 250 caverns is shown in perspective and may or may not contain one of the treasures you are seeking or an enemy you are trying to avoid.

The programming and presentation style is fairly original and lends itself well to this particular game. As you travel through the caverns in an attempt to save your village on the surface, you will learn to accept failure as well as triumph.

Paul is the founder of Ruby Software and Consulting, and he works with BASIC, dBASE and assembly language. His company consults with businesses about the creation and installation of accounting systems.

16K Best of Show goes to Chinarut Ruanghotvit, a 14-year-old from Ramsey, New Jersey, whose entry, *The Castle of Death*, can be found on Page 65. The complexity of this Adventure is hidden. Only as the game progresses do you begin to realize how lost you can get. Those of you who don't believe in mapping your travels, be warned. The programming style of this Adventure is typical of its size, but includes some new twists that other programmers can appreciate.

The story involves (as do many other Adventures) finding lost jewels. The solution is not readily apparent, but is, in fact, quite simple. Many traps await the Adventurer who becomes too greedy or obsessive.

I especially liked the addition of a descriptive term in some of the command lines. For example, since any room may have a door or window in several directions, the user can enter OPEN LEFT DOOR to open the door leading to the left. *The Castle of Death* serves as a useful model for those interested in learning how to create their own Adventures.

16K Runner-Up goes to Richard John Kottke, of Madison, Wisconsin, for his entry, *Captain Rodgers*. This two-part Adventure involves quite a bit

More 'GOODIES' from Bill Bernico Software
COCCOPACK, the original 63 program disk with 21 fonts, music, graphics, utilities and more.
FUNPACK, which includes 'COAST TO COAST', expanded and additional fonts as well as 'CoCoSize', the exercise program for the Color Computer. (See April '87 Rainbow page 143 for the CoCoSize review).
WALUPACK, including dozens of additional, longer programs that wouldn't fit on COCCOPACK.
3 PACK, a diskful of goodies exclusively written for the CoCo 3. More games, graphics and useful, informative programs all written in easy to learn BASIC.
Each disk is only \$6.00. Send cash, check or money order today to Bill Bernico Software 708 Michigan Ave. Sheboygan, WI 53081

Hint . . .

A Sticky Problem

Are you having problems with disk labels that come loose from the disk or don't want to stick at all? I was until I started using a thin film of rubber cement. Just apply it carefully to the area where you want to affix the label. Let the rubber cement dry and, when it has done so, put your label on. The rubber cement provides a good bonding surface for the "sticky" already on the label.

Ron Hemenway
Tacoma, WA

Color Connection

by BJ Chambliss



This is the most comprehensive modem package for the Color Computer!

All are Protocols Supported including CompuServe Protocol B, XMODEM protocol, and XON/XOFF. **Auto dial** feature for both Hayes compatible and some Radio Shack modems. You can use **all baud rates** when using the Radio Shack Deluxe RS232 program pack! Printer baud rates are selectable.

You can **print from the buffer** and files bigger than the buffer can be uploaded and downloaded. **Download direct to disk** with automatic XON/XOFF protocol! **Single key macros** allow easy entry of often-used passwords and ID's.

Hi-Res screens with a choice of colors are used. All printable characters available and all control characters are supported.

RSDOS Version includes two sets, one for CoCo I and CoCo II, the other for CoCo 3.

OS-9 Connection 3.0:

The package includes all of the features of the RSDOS version plus runs on OS-9! Versions for both Level I and Level II are included. RS232 pak is required.

RSDOS Disk \$49.95
OS-9 Disk \$49.95

Also available from Radio Shack through Express Order Software



Data Master

by BJ Chambliss

Simplify with pull-down menus

All options are available from anywhere in the program. To make it even simpler, each menu option can be invoked by a single character!

Dialog boxes

Pop-up windows display current settings and available choices.

Unique LIST display format

You view data in easy-to-read rows & columns. From this easy-to-read screen you may edit your data, without having to exit. Mass changes are a snap!

For even more power, use an access key to selectively display a subset of records and can change them right on the screen!

Compatibility with OS-9 Profile & Data Bank

You won't lose any of your valuable data!

Easy Expansion

with re-definition of records and transfer of files.

Elements & Records:

Each record can contain up to 512 characters used within 35 elements. Elements are defined as: alphanumeric (descriptive data), math (real numbers including dollars & cents), date, and derived (formulas calculated from other elements in the same record). You can store any type of data using these field types!

- **Closing Commands** let you exit the editor with or without save, and can import or export files whenever you need them.
- **Smart Speller** is included.
- **Parameter commands** personalize your environment.
- **Access the OS-9 Shell.**
- **Up to 10 functions keys** can be defined by CoCo 3 users for fast, repetitive functions.
- **Use with the Text Formatter** for a full word processing team. Simply imbed the Text Formatter commands in your Screen Star file and it will be printed in style!
- **Level 1 & Level 2** are supported and both versions are included.

Requires OS-9 Disk \$49.95
With Text Formatter \$74.95

Display & Entry Screens

Design up to 9 different screen formats for data display and data entry for each data base. This is helpful for accessing your data for different purposes.

Sorts & Selections:

Up to 9 different access keys can be defined. These are used for displaying data on the screen or selecting data for printing. You may use several levels of sorts as well as logical operators to select just the right data. A powerful generic search is also available.

Reports:

See your data any way you want by designing your own reports! Data Master offers easy-to-use tools to design professional reports including report headings, titles, column headings, automatic page numbers, column totals, and more. Store up to 9 report formats for each data base.

File Management

Built-in file management capabilities allow easy file manipulation for transferring data files, renaming data files, expanding data files, and more.

Upload/Download

Data Master can read and write standard sequential files which aids in data transfer between DynaCalc and many others.

Full keyboard ease

taking full advantage of the CoCo 3's cursor and function keys.

OS-9 accessible

Even while operating within Data Master.

Requires OS-9 Level II,
CoCo 3, 512K

\$64.95



Screen Star

by Scott Cabit

Also available from Radio Shack through Express Order Software

Screen Star implements the popular WordStar editing capabilities. If you know WordStar you already know how to use Screen Star!

- **Edit files larger than memory** since Screen Star uses the disk as an extension of memory.
- **Block Commands** - with a keystroke you can mark the start and end of a block, then move, copy, or delete the block.
- **Cursor Movement** is easy with an array of commands to move left or right one character, or one word, or one line; scroll forward or back one line, one screen, one block; jump to the start or end of the line or the screen, block, or file.
- **Find & Find/Replace Commands** make mass changes and searches a snap.
- **Pop-Up Help Menus** are as close as a keystroke.

Requires OS-9 Disk \$49.95
With Text Formatter \$74.95

OS-9 Text Formatter

Also available from Radio Shack through Express Order Software

An easy way to get beautiful documents and letters with OS-9, Text Formatter interfaces with any editor that produces standard ASCII text files.

Features include left and right **justification**, page breaks, special spacing, automatic **pagination**, automatic **page numbering**, **centering**, **indenting**, **tabs**, and sending **escape and control codes** to your printer as well as sophisticated **headers and footers**. Special functions include **macros** for often used sequences, relative arguments, upper and lower case modes, nonprintable remarks, and more!

Requires OS-9 \$34.95

call or write today for

FREE Catalog

512K COMBO Package

We've put together a combination package of everything you need to expand to 512K and priced it special to make it impossible to resist! The package includes:

- **512K Memory Board** with prime, 120 ns memory chips and easy instructions.
- **512K Ramdisk & Diagnostics** Software package for RSDOS.
- **Specifications** on the important GIME chip (plus a number of additional pages of CoCo 3 technical details that we think you'll find interesting.)

512K Combo Package \$114.95
OK Combo Package \$ 54.95
(no chips in board)

Call or Write to:



COMPUTERWARE (619) 436-3512

Box 668 • Encinitas, CA • 92024

Name _____
Address _____
City _____ State _____ Zip _____
Yes! Send me your FREE catalog! CoCo
VISA MasterCard
Card # _____ Exp. _____
Signature _____

Item	Format	Price

Shipping _____ 6% Calif. Sales Tax _____
Surface — \$2 minimum. COD Add \$5 _____
2% for orders over \$100. Shipping* _____
Air or Canada — \$5 minimum. TOTAL _____
5% for orders over \$100

Checks are delayed for bank clearance

of detail and realism. While it requires careful, logical thought on the part of the Adventurer, the play is very straightforward. The game takes you from a swamp to a space station if, of course, you manage to survive the little surprises along the way.

Richard is a midshipman in the naval ROTC unit at the University of Wisconsin, where his major course of study is electrical engineering. He aspires to join the Navy's nuclear power program upon graduation.

Non-Graphics Runner-Up goes to Stephen Berry, of Lake Jackson, Texas, for *Life: An Everyday Adventure*. The amount of work put into this large entry is quite obvious. And the goal of the Adventure, making your way through life, really hit home; it impressed upon me the things we take for granted and the work we do each day that we don't even recognize.

Life: An Everyday Adventure was designed for the CoCo 3 and requires a disk drive, but it certainly uses every bit of the resources available in such a system. The program represents an undertaking worthy of praise.

In real life, Stephen is a 17-year-old senior at Brazoswood High School.

Best in a Continuing Series goes to Fred D. Provoncha, of Lynbrook, New York, for *Aandark II*. (His original Adventure, *Aandark*, was a winner in The Third RAINBOW Adventure Contest.) This 32K Disk program details the continuing saga of the planet Aandark and its attack and occupation by the Dorax. You must disable the cannon in order for the Terran fleet to get through. I liked the first entry in this "series," and *Aandark II* provides the same level of enjoyment. It is well-written and well-deserving of our attention.

The Chase in the Park Award goes to Mike Anderson, of Tucson, Arizona, for *The Park of Mystery*, a 32K Adventure. In this Adventure, you have overheard a discussion between shady characters that "describes" where they have hidden their loot. You must find the money before they find it . . . or you. You must keep your "happy face" on while playing. Getting too serious just might spoil your chances for success. I believe *The Park of Mystery* exemplifies a programming style and efficiency we all could strive for. Mike is a return winner. His entry, *The Adventure of Johnny Zero*, was a winner in The Third RAINBOW Adventure Contest.

The Halloween Revisited Award is won by David Bartmess, of Fayetteville, Pennsylvania, for *Ghost House*. David must have a passion for haunted houses and those neat little scares. This 16K text Adventure invites you to try to find various treasures located in the ghost house. A very handy and unique aspect of the game is its ability to accept multiple commands on one line. I thought this ability was interesting — it is good to see novel ideas incorporated into such software.

The Sleeper Award goes to Tio Babis, of Miller Place, New York. His entry, *The Parlog Building*, is a 32K text Adventure in which you are trapped on a military base. Your only goal is to escape unharmed. It is just a little trickier than imagined, though. The input routine on this game allows you to enter fully descriptive commands or shorten them to a simple noun/verb combination. *The Parlog Building* is a good warm-up Adventure for the hardy Adventurers and an excellent learning tool for novices.

The Space Wars Awards goes to Andre Needham for his work on *General Panic*. Andre, who lives in Renton, Washington, has put together quite a sophisticated 16K text Adventure in this entry. Your goal is to retrieve some antimatter necessary for the Earth's power. This is a "typical" Adventure with a good story line. It is well-written and should be enjoyable to most any Adventurer.

The Architect of the Year Award goes to Eric Santanen, of Stanhope, New Jersey, for *House Adventure*. Essentially, you are stuck in an old, abandoned house and must find a way out. But this house is quite a bit more complex than it seems. Eric took special care in writing this 32K text Adventure to make sure the solution could not be discovered before the game was played (unless you had the solution sheet, like me!). This game is rather involved, but once you discover the solution, the trials and tribulations begin to make sense.

The Flipper Award goes to Ken Lie, from Gates Mills, Ohio. Ken's entry, *Operation: Ocean Master*, involves quite a bit of "spook" stuff (I do love the underworld and the enchanting image of intrigue offered by "special operations"). In this 32K text Adventure, you are a special operations agent assigned to uncover the mystery of

recent underwater volcanic activity and how it is related to changes in the songs of humpback whales. Sounds simple, doesn't it? Try again. This is just the tip of the iceberg. I really appreciated the sudden twists in the plot of this Adventure. Also, Ken has done an excellent job of hiding the "real" objective beneath a web of mystery.

Honorable Mention goes to Chris Cuthill for his work on *Power Search*. In this Adventure you are leading an expedition to find the last remaining sources of uranium. It is vital you succeed, since the Earth has become totally dependent on nuclear energy (the year: 3010).

The realism of this Adventure is such that you must enter actual coordinates (latitude, longitude and altitude) in order to travel during your search. Your success is based on your ability to calculate locations. Chris included several global maps and a scaled ruler for this purpose.

Unfortunately, the requirement of the detailed maps makes this excellent Adventure unfeasible as a candidate for publication. However, it by no means lessens the entertainment or educational value of the game.

Chris is 15 years old and is currently attending Grimsby Secondary School in Ontario, Canada.

Honorable Mention goes to Jeff Johnson, of Orlando, Florida, for *Superspy*. This 32K Adventure is by no means easy. The player must infer several "normal" daily activities throughout the game. Perhaps the most frustrating, yet captivating, aspect of *Superspy* is that the objective is unknown at the start of the game. This one is definitely not for the light-hearted Adventurer.

The winning Adventures represent only a small sampling of the entries we received in The Fourth RAINBOW Adventure Contest. They represent what I see as the "cream of the crop." The winners will be further honored by being published in *The Fourth Rainbow Book of Adventures*, which will be available in the near future.

While I would like to mention each and every Adventure, it would not be possible. And to list some of the "better" entries isn't really fair in my mind. Each Adventure had its own special quality I was drawn to. No one has "lost" — we have all gained. ☺

The Professional Color Computer

Enhancements
for Productivity
from HJL Products



For peak performance with any computer, you have to get information into and out of the system as easily as possible.

This is the purpose of the HJL family of professional enhancements for ALL MODELS of the Color Computer, including CoCo 3.

The Self-contained ProCase-57 Keyboard - \$79.95

It's the popular HJL keyboard perfectly fitted into its own sleek, low-profile case. Put your CoCo on a shelf or hang it on the side of your desk. ProCase-57 comes with 5-foot cable; installs in just a few minutes with no soldering.

The HJL-57 Keyboard Kit - \$59.95/69.95

Overwhelming favorite of serious CoCo users worldwide, the HJL-57 keyboard provides the smooth consistent feel and reliability you need for maximum speed with minimum input errors. Installs in your color computer without soldering. Just \$59.95 for Original or F-version. Kits for CoCo 2 and CoCo 3 are \$69.95.

The NumberJack Keypad - \$59.95

A self-contained numeric keypad for serious number-crunching. Besides the

numbers, it has all the cursors, symbols and math keys, including auto-shifted ADD and MULTIPLY. Includes cable and connectors for solderless installation.

The Monitor Adapter - \$25.95

This universal driver works with all monochrome monitors. Easily installed without clips, jumpers or soldering (except some CoCo 2s with soldered-in video chips). Here's crisp, flicker-free monitor output with all the reliability you've come to expect from HJL Products.

The Monitor - \$99.95

Our high-resolution amber monitor gives you the display preferred by most computer pros. Once you've used it, you'll never go back to the TV set. 12-inch CRT has etched non-glare faceplate. (Requires adapter sold above)

Quick Basic Plus - \$19.95

High-performance programming aid works with any CoCo that has 4 function keys. 26 one-touch BASIC statements, 10 user-defined macros at a time (save as many sets of macros as you like), auto line-numbering, instant screen dump to printer, and global search, make this software ideal for any BASIC programmer. Specify disk or cassette.

The SoftSwitch - \$89.95

Connect any two parallel printers to one computer; select printers manually or insert a simple printer code in the text to be printed for fully-automatic, all solid-state switching. Complete with three cables and operating instructions.

The HJL Warranty

Every HJL product comes with a full, one-year warranty and the exclusive HJL 15-day unconditional guarantee (except software).

Pick a Pair and Save 15%

Take 15% off the price of any two or more products shown here. Just mention this ad when you order.

Call Now, Toll Free

1-800-828-6968

In New York 1-800-462-4881
International calls: 718-235-3358

HJL
PRODUCTS

Div. of Touchstone Technology Inc.
955 Buffalo Road • P.O. Box 24954
Rochester, New York 14624

Ordering Information: Specify model (Original, F-version, or CoCo 2 Model Number). Payment by C.O.D., check, MasterCard, or Visa. Credit card customers include complete card number and expiration date. Add \$2.00 for shipping, 3.50 to Canada; except monitors (call for shipping charges before ordering monitors). New York state residents add 7% sales tax. **Dealer Inquiries Invited**

Adventure Contest Winner



**CoCo 3
Best of Show
&
Grand Prize**



To Overthrow the Controllers

By Bruce K. Bell, O.D.

From the crest of the hill you can see the deserted city ahead. It is hard to imagine that only four years ago the city teemed with human life. But that was before the Controllers came.

Banning all men to rural life — for their own good, of course — the Controllers systematically destroyed all of Earth's cities. This city was one of the last to be eliminated. Industrious as you are, you want to scavenge for artifacts to sell to collectors, an activity tolerated by the ruling race.

You respect the wisdom of the Controllers — after all, they traveled half-way across the galaxy to make all mankind understand that the old way of life, spent in corrupt pursuit of technological advances, threatened the Plan.

Bruce Bell practices optometry in his hometown of Rockmart, Georgia. He spends hours using programs he finds in THE RAINBOW and programming his CoCo for use in his office and at home.

After having put up an initial show of resistance, most people understood that they were better off under the rule of the new masters.

There has been some talk of a resistance group, but you rather doubt it. After all, who would want to revert to a primitive and heretical way of life? Just the same, you are curious to see for one last time the remnants of a civilization you only vaguely remember.

As you search the ruins, you find an odd-looking shuttle barely large enough to hold one person. Looking in, you see an old *magazine* on the seat with the word "RAINBOW" printed on the front. Immediately you recognize this as the technological poison of which your masters have warned you. But, surely, it would not hurt to look — after all, *you* would not succumb to primitive heresy. You reach for the magazine and flip through it. You see that someone or something named Falsoft had established a West Coast branch in this city.

Pressed between the pages is a small booklet — a manual of some sort. At once, you recognize it as an operations manual for the shuttle. Curiosity overtaking you, you climb in for a closer look, and the door accidentally shuts behind you. You become dizzy and your vision grays. Minutes later your senses return . . .

It is clear to you now that the Controllers are able to manipulate the human will and that the shuttle somehow shields you from their influence. You realize you cannot leave the shuttle. And you wonder if there are others who know what you do. This you must find out and, if any way possible, *destroy the Controllers!*

As the sun sets over the bent city, you pore over the shuttle's manual. . .

Looking the shuttle over, you notice all holding tanks are empty. The gun is gone! You must do your best in spite of all odds. Your mission is clear!

Setting Up for Game Play

You need a Color Computer 3 (128K minimum) and a joystick or a mouse. Type in both listings and save them. If you are saving on cassette, save CONTROL first and CNTRL immediately following. You will need to enter PCLEAR1 before typing in CNTRL.

To load the game on a disk system, just enter RUN "CONTROL". On a tape system, enter CLOAD "CONTROL". After the program has loaded from tape, enter RUN. When prompted to press the firebutton, do so and also depress the Play button on the tape recorder. The tape should already be positioned just before the main program, CNTRL. This program will automatically be loaded for you. When it has finished, simply enter RUN a second time and the game will start.

Either the right or left joystick may be used, but use the same one throughout the game.

Hints

Examine every location and identify every object. This is an advanced Adventure requiring wit and skill to complete. Therefore, save your place often! The object of the Adventure is twofold: trying to destroy the Controllers, and accumulating as much wealth as possible. You'll need it in the aftermath of the Controller's defeat. As much as \$2,101,000 in treasure lies hidden in the landscape of the Adventure.

Should you accidentally press BREAK during game play, type GOSUB 295:HSCREEN2:CONT to reset.

In this battle you have become a soldier — a soldier of fate and fortune! Good luck — you'll need it!

(Questions or comments regarding this Adventure may be directed to the author at 137 Samanda Circle, Rockmart, Georgia 30153. Please enclose an SASE when requesting a reply.) □

Operations

The ATS-CC5 All Terrain Shuttle is designed for maximum maneuverability over all types of earthen terrain, as well as in water. The ATS-CC5 employs a unique electromagnetic shell that eliminates any threat of being overtaken by the Controllers via thought control.

The various background and tracking control functions of the ATS-CC5 are maintained by the powerful Color Computer 5, which was developed just prior to the original Controller invasion. Operator control of the ATS-CC5 is also carried out through this system.

The main console of the ATS-CC5 allows the single occupant complete control of all shuttle operations. The individual controls are described starting from the upper-left corner and proceeding in a clockwise fashion around the panel.

Digital View Screen (DVS)

The large view screen displays a digitized video image of the forward surroundings exterior to the shuttle. It is important to note that the image you see is a digital representation and therefore *caution* must be used in placing objects outside the craft. Objects that are similar in color to the exterior background may be difficult to see later.

Command Center

The 10 function buttons (two rows of five) on the right side of the control panel are used to engage the shuttle's inherent commands. Moving the joystick (or mouse) selects the function marked by a small blue light in the upper left-hand corner of the button. The light glows red

when the function is engaged by pressing the firebutton. These buttons are described below.

Examine (magnifying glass) gives you a brief description of the area immediately outside the shuttle.

Lights On/Off (light with rays) toggles the shuttle's lights on and off. A blue light on this button indicates when the lights are on. Note that one unit of power from the battery is expended with each move of the shuttle while the lights are on.

Retrieve/Get (up arrow) transfers joystick control to a small blinking cursor in the DVS. Move the cursor over an object you desire to retrieve and press the firebutton. The object will appear in the holding tanks below. To leave this mode without getting an object, move the cursor to an area of the DVS containing no obtainable object and press the firebutton.

Release/Drop (down arrow) selects the target for release from the craft. When you press this button, you will see a small blue light appear on one of the holding tank monitors in the lower part of the control panel. Move the joystick and press the firebutton and the object will appear in the DVS.

Use (hand with index finger extended) analyzes a target to determine its purpose. Press this button and then select the object in the holding tanks you want to use (as described under Release). Use is a multipurpose function and therefore quite powerful. Since the shuttle is controlled by the powerful Color Computer 5, analyzing a target is simple. Therefore, to USE SANDWICH will result in the sandwich being eaten. USE BAT is synonymous with swinging the bat. USE GAS to fill your tanks or USE

✓	4019	17037
	70204	195215
	105155	22570
	125223	END224

Listing 1: CONTROL

```

Ø 'THE CONTROLLERS 1.Ø, "CONTROL
" - BOOT PROGRAM, (C) 1987 BRUCE
  BELL, This program is avaiabl
e "as is" and is nonwarranted!
5 CLEAR5ØØ:PCLEAR5:PMODE3,2:WIDT
H32:ATTRØ,Ø:MP=PEEK(188)*256
1Ø PRINT"THE CONTROLLERS 1.Ø","C
OPYRIGHT (C) 1987 BRUCE BELL","C
OCO3 128K",,,,"MONITOR TYPE",,:I
NPUT"1. CMP (TV)  2. RGB ";Q$:Q
=VAL(Q$):IFQ<1ØRQ>2THEN5ELSEPOKE
MP+86,Q-1
15 PRINT:PRINT"LOADING METHOD",,
:INPUT"1. DISK  2. TAPE ";Q$:Q=

```

```

VAL(Q$):IFQ<1ØRQ>2THEN15ELSEPOKE
MP+87,Q-1:PRINT:PRINT"PRESS YOUR
  FIRE BUTTON"
2Ø IFBUTTON(Ø) THENQ=ØELSEIFBUTTO
N(2) THENQ=2ELSE2Ø
25 POKEMP+88,Q:WIDTH4Ø
3Ø PRINT"  While scavenging a w
est coast city  which will be d
estroyed by your masters,the Con
trollers, you find an odd lookin
gshuttle large enough to hold on
ly one  person. Climbing in, th
e door accident- ally shuts behi
nd you. You become dizzy"
35 PRINT"as your vision greys. M
inutes later yoursenses return..
."
4Ø PRINT:PRINT"  It is clear to
you now that the Con- trollers
are able to manipulate the hu- m
an will. Somehow the shuttle mus
t  shield you from this."
45 PRINT:PRINT"  You cannot lea

```

BATTERY to restore your power systems. The USE function is limited only by your imagination.

Identify (question mark) describes an object in the holding tanks. Since all images in the holding tanks are digital images, low relative resolution may make an object unidentifiable by sight alone. Using the power of the CoCo 5, you can select an object in the holding tanks (by pressing the ? switch) and it will be described.

Score (double arrows) displays your current score and assets. The score represents the number of moves you've made from one location to another. Other commands do not add to your score. Of course, the lower your score and the higher your assets, the better you've played.

Map (diamond shape) displays a map of your travels on the screen. In each position you've been, a hexadecimal number from \$1 to \$F appears. Each number represents the exits available from that position. A legend below the map describes this directional code. Your current position blinks on the map. Using your joystick, you may move the line cursor around the map. The location and any objects left in that position (of only the locations you've been) appear below the map. To exit the map, press the firebutton.

Save/Load saves your place. Prepare the tape or disk and answer the prompts, pressing S or L for Save or Load, respectively and T, D, or A for Tape, Disk or Abort, respectively.

Quit (hexagon) allows you to end your travels in the ATS CC5 (i.e., quit the game).

Locomotion

The ATS-CC5 is moved by pressing the large

rocker switch below the command center. The letters N, S, E and W light up, signifying which of the four directions (North, South, East and West) you may go. Move the blue indicator to the desired direction and press the firebutton.

Fuel and Battery Indicators

One unit of fuel is used with each move. The ATS-CC5's battery is used to power the exterior lights as well as its laser gun and force field. Depending on the laser intensity, the gun uses one or two units of power with each firing. The laser's intensity is automatically set and may not be adjusted manually. The force field (engaged automatically) uses one unit of power for each hit it receives, and one unit of power is expended with each move while the shuttle's lights are on.

Holding Tanks

There are five holding tanks for objects brought into the ATS-CC5. Digital images appear on the miniature DVs below the screen. Indicator lights glow blue when selected and red when engaged (firebutton is pushed). The smaller button to the right of Tank 5 is for exiting without selecting one of the monitors.

There is a separate holding tank for any treasures you may find. These are not displayed on the control panel. Hence, you may retrieve treasure even when your holding tanks are full.

Laser Gun

The laser gun may be held in any of the five holding tanks. When there is danger, the gun is automatically engaged. It may also be engaged manually with a USE GUN command.

ve the shuttle! Are there others who know what you do? Thesethings you must find out and if any way possible - destroy..."

```
50 FORK=MP TO MP+82:READA$:POKEK,VAL("&H"+A$):NEXT
55 DATA10,8E,DD,DD,86,70,B7,FF,A1,4C,B7,FF,A2,8E,5F,BF,AF,8D,0,1B,8E,24,64,8D,3,16,0,2A,5F,10,AF,81,5C,C1,3C,2D,F8,30,88,28,AC,8D
60 DATA0,3,2D,EE,39,0,0,10,8E,22,22,86,72,B7,FF,A2,8E,5E,60,AF,8D,FF,EE,8E,46,A4,8D,D6,86,79,B7,FF,A1,4C,B7,FF,A2,B7,FF,A2,39
65 FORK=MP+91 TO MP+150:READA$:V=VAL("&H"+A$):POKEK,V:POKEK+60,V:NEXT
70 DATA86,70,B7,FF,A1,4C,B7,FF,A2,CE,0,A,8E,24,DB,10,8E,0,77,E6,84,30,1F,A6,84,A7,1,31,3F,26,F6,E7,84,30,89,1,17,8C,5F,BF,2D.E5.33,5F,11,83,0,0,26,DA,86,79,B7,FF,A1,4C,B7,FF,A2,39
75 POKEMP+165,&H64:POKEMP+173,1:POKEMP+177,&H1F:POKEMP+185,&H88:POKEMP+186,&H29:POKEMP+187,&H12
80 FORK=MP+211 TO MP+251:READA$:POKEK,VAL("&H"+A$):NEXT
85 DATA86,70,B7,FF,A2,8E,44,DB,E6,84,10,8E,0,77,30,1F,A6,84,A7,1,31,3F,26,F6,E7,84,30,89,1,17,8C,52,9B,2D,E5,86,7A,B7,FF,A2,39
90 FORK=MP+252 TO MP+650STEP2:READR,A$:POKEK,R:POKEK+1,VAL("&H"+A$):NEXT
95 DATA29,22,29,23,29,23,29,23,29,27,29,23,29,23,29,23,29,23,29,21,2,6,2,3,2,3,2,3,2,3,2,3,2,3,2,3,5,5,6,21,30,2C,30,27,30,2D,27,16,28,3,27,15,1,22,3,27,1,23,1,25,1,2A,1,23,1,23,1,23,1,23,1,25,2,6,2,3,7,9,8,21
100 DATA30,2A,30,2B,31,29,27,1A,27,17,32,1F,26,11,4,2A,3,23,1,2B,1,63,1,23,1,27,1,23,1,23,1,2D,2,E,2,3,9,1,10,21,25,16,25,13,25,13,25,13,32,1B,32,19,26,16,20,17,20,17,20,17,20,15,1,2A,1,23,1,23,1,29,2,E,2,7,2,7,2,5
105 DATA25,1E,25,13,20,13,23,17,24,7,23,15,15,A,15,B,15,B,15,B,15,B,14,1F,14,17,14,17,12,17,12,17,11,1F,11,1F,11,1F,11,1D,25,1A,25,13,20,13,23,1B,23,1B,23,1D,16,16,16,17,16,17,16,17,16,15,14,1E,14,1F,14,1F,12,1F,12,1F,11,1F,11,1F,11,1F,11,1D
110 DATA21,16,21,17,21,17,21,13,21,13,22,11,16,1E,16,1B,16,1B,16,1B,16,19,14,1E,14,1F,14,1F,12,1
```

```
F,13,0,12,1F,12,1F,12,1F,12,1D,26,1A,20,1B,20,1B,20,13,20,13,19,15,17,18,18,23,18,23,18,23,18,25,14,1E,14,1F,14,1F,12,1F,12,1F,13,0,12,1F,12,1F,12,1D
115 DATA19,16,19,17,19,17,19,13,19,13,19,19,18,26,18,25,18,26,18,27,18,2D,14,1E,14,1F,14,1F,14,1F,14,1F,14,1F,14,1F,14,1D,19,1A,19,1B,19,1B,19,13,19,13,19,13,18,2B,18,2B,18,29,18,2A,18,29,14,1A,14,1B,14,1B,14,1B,14,1B,14,1B,14,1B,33,1B,14,19
120 IFPEEK(MP+86)THENPALETTE7:PALETTE5,56:PALETTE7,0:PALETTE13,56:PALETTE14,7ELSEPALETTE5:PALETTE5,32:PALETTE7,0:PALETTE13,32:PALETTE14,16
125 PCLS2:DRAW"BM8,136C1U88R240C8D88L240BE8R4U4BHC1L4D4BU68U4R4BFC8D4L4BR222R4U4BHC1L4D4BD68U4R4BFC8D4L4BM30,80":A=MP+652
130 GOSUB250:GOSUB135:GOSUB255:GOSUB135:GOTO145
135 FORK=1TO197:POKEA,ASC(MID$(A$,K,1)):A=A+1:IFMID$(A$,K,1)="C"THENIFMID$(A$,K+1,1)="1"THENK=K+1:POKEA,52:A=A+1
140 NEXT:DRAWA$:RETURN
145 A$="Lonnie, Marty, and Tony left seven days ago to test the shuttle you're in. We haven't heard from them since. This building is shielded as is your shuttle and we can't leave. See if you can find them!"+CHR$(13)+"J. KAPFHAMMER"
150 A=MP+1046:FORK=1TO219:POKEA,ASC(MID$(A$,K,1)):A=A+1:NEXT
155 FORK=MP+1265TOMP+1534:READA$:POKEK,VAL("&H"+A$):NEXT
160 DATA2,79,20,64,69,73,63,6F,6E,6E,65,63,74,69,6E,67,20,74,68,65,69,72,20,70,6F,77,65,72,20,73,75,70,70,6C,79,20,79,6F,75,20,68,61,76,65,20,64,65,73,74,72,6F,79,65,64
165 DATA20,74,68,65,20,43,4F,4E,54,52,4F,4C,4C,45,52,53,21,20,54,68,65,20,43,6F,6E,2D,74,72,6F,6C,6C,65,72,73,20,61,72,65,20,61,20,72,61,63,65,20,6F,66,20,6D,61,63,68,69
170 DATA6E,65,73,20,77,68,6F,20,66,65,61,72,74,68,65,20,63,6F,6D,70,75,74,65,72,73,20,73,65,6E,74,69,65,6E,74,20,62,65,69,6E,67,73,20,64,65,76,69,73,65,20,73,6F,D,74,68
175 DATA65,79,20,65,6E,73,6C,61,76,65,20,74,68,65,6D,20,61,6E,64
```

```

,20,64,65,73,74,72,6F,79,20,74,6
8,65,69,72,20,63,6F,6D,2D,70,75,
74,65,72,73,2E,20,41,73,20,75,73
,75,61,6C
180 DATA20,74,68,65,20,43,4F,43,
4F,20,77,61,73,27,6E,74,20,74,61
,6B,65,6E,D,73,65,72,69,6F,75,73
,6C,79,2D,20,62,75,74,20,74,6F,2
0,74,68,65,69,72,20,64,65,6D,69,
73,65,21
185 WIDTH32:SCREEN1,1:FORK=30TO0
STEP-5:PLAY"L25501;V=K;1;2;3;6;4
;8;9;11;3;2;12;3;2;1;V30":NEXT:P
OKE65497,0
190 HSCREEN2:HSCREEN0:POKE&HE6,2
:POKE&HE6C6,18:POKE&HE6C7,18:HCO
LOR0,0:HCLS14
195 HDRAW"BM0,108S4C3U108R255D10
8L255EU106R253D106L253E C8U104R2
51GL249D102EU100R247 C13D100L247
GR249U102ED104L251"
200 FORX=287TO317STEP30:FORY=2TO
106STEP23:HDRAW"BM=X;=Y;C8D20L2
5ER23U18 C13L23D17R22U17 BEC4L24
D19C13":HPAINT(X-4,Y+4),13,13:NE
XTY,X
205 HDRAW"BM271,13C4NG6U8R10 C8D
8L9G5 BR29BU6C4NF6E6C8BFF2D6NG2B
R3F2C4BUH2BU3R4BDC8L4BU3E2BUC4G2

```

```

BD20BL9NR10D7L2F7 C8E7L2U7 BL35
F7L2D7L10 C4U7L2E7 BD36BL6H2U4E2
R9U4ER2 C8FD10G2BU7BL2D2BL4U2BL4
D2
210 HDRAW"BR32BD6R2U2BU2NL2U2R8U
8 C4L12D4 C8R2U2R8 C4D4L8D3BD3ND
R BD12BRC8F6G6C4H6E6BFBDD8BL2C8U
8 BL34BU2F6G6BR6E6H6C4D12BL6U12
BD23BRND12R12BD4L2BL2BGD2L2 C8U2
R2BR2BEU2R2U2BD4D8L12 BR33BUR4E4
U3H4C4L4G4D3F3
215 HDRAW"BM266,160C13U42R48D42L
48 C4GU44R50 C8D44L50":HPAINT(27
2,155),13,13:HDRAW"BM290,140C4LU
RBERBFRBD C8LBGLBD8H10E10 C4F10G
10":HPRINT(36,15),"N":HPRINT(34,
17),"W":HPRINT(38,17),"E":HPRINT
(36,19),"S"
220 HDRAW"BM234,166C4L14D24EU22R
12C8D22L12GR14U24BG2C13D20L10U20
R10":HPAINT(230,170),13,13
225 HDRAW"BM245,176C13R8HL6UR6UL
6UR6UL6U4R6D4R2D2FREU4LFH2 BM245
,188R10UL10UR10UL10UR10UL10ERBR6
RC8BD3L2BL5NUNRNDNL BM317,166C4D
10L55C8U10R55BGC13D8L53U8R53BD14
D8L53U8R53BEC4D10L55C8U10R55":HP
AINT(310,170),8,13:HPAINT(310,18
3),8,13

```

R.A.D. Products
194 Hotchkiss Street
Jamestown, NY 14701
(716) 665-2124

R.A.D. Products Presents TEXTFORM

Finally, a versatile text formatter is available for the Color Computer. TEXTFORM is compatible with all models with at least 64K, even the Color Computer III. This machine language program will format ASCII text files into two column pages quickly and easily. Text may be left unmodified, or simply insert special formatter commands for added control. TEXTFORM is a versatile enhancement to any word processing system whether you are a casual or professional user.

- Software supports:
- Output to printer or disk
 - Most popular printers
 - Adjustable format parameters
 - Columnar data
 - Multiple page titles
 - Optional page numbering
 - Large files (up to a full disk)

TEXTFORM comes with complete documentation as well as sample format examples. Onscreen parameter display takes the guesswork out of format settings. Customized parameters may be saved to disk and reloaded for future use, thus eliminating mistakes and configuration time. Special printer codes and baud rate settings are software selectable. TEXTFORM is programmed in a high resolution environment which incorporates pull-down menus for ease of use. The software also supports auxiliary peripheral input from joysticks, mouse, touchpad, and high resolution input pack for added program control.

This is not another word processor. There are many fine word processors on the market for the Color Computer. TEXTFORM is a user definable two column text formatter. If you are looking for a program which will allow your Color Computer to create professional looking documents without hours of tedious work, then TEXTFORM is the answer.

- Ideal for:
- School newspapers
 - Club newsletters
 - Business reports
 - Bulletins
 - Advertisements
 - Program listings
 - And much more...

- System requirements:
- Color Computer (64K minimum)
 - Disk drive
 - Printer

TEXTFORM.....\$34.95

R.A.D. Products
194 Hotchkiss St.
Jamestown, NY 14701
(716) 665-2124

Terms: Check, Money Order, C.O.D.
NY residents add 7% sales tax
C.O.D. orders add \$3.00
All orders add \$3.00 for shipping
All orders shipped within 24-48 hours
Express shipping available by request

J&R ELECTRONICS

Easy, Solderless Installation

"JramR"

512K COCO 3 Memory Expansion Board. Upgrades stock 128K COCO 3 to full 512K for OS9 Level II. Similar to RS upgrade.

Now partner...reach for your

SIXDRIVE!

With purchase of a BANKER II or JramR you can have a #9008 **SIXDRIVE**

for only **\$995**

SIXDRIVE is a machine language utility that modifies Disk Extended Basic 1.0, 1.1, or FKEYS III to allow the use of 3 double sided drives as 6 single side drives without **ANY** hardware modifications.

FEATURES two different drive select assignments:
(1) [0,2] [1,3] [4,5] (2) [0,1] [2,3] [4,5]

Ramdisk is compatible with GIMMESOFT's **SIXDRIVE**

Made in U.S.A.

Complete Hardware & Software

COCO 3 ONLY

#1010	\$39.95	JramR bare board plus connectors and software
#1011	\$79.95	JramR kit includes all parts plus memory chips and software
#1012	\$99.95	JramR assembled and tested plus memory chips and software
#1013	\$19.95	JramR S/W deluxe customizable ramdisk & spooler, memory test, and ramdisk utility programs. Compatible with all CoCo 3 512K.
#1014	\$49.95	JramR 0K bytes (#1012 less memory chips)

Readily available: User Replaceable Socketed Memory Chips, no hard-to-find SIP memories.

To place an order, write to J&R Electronics, P.O. Box 2572, Columbia, MD 21045. OR call (301) 987-9087—Jesse or (301) 788-0881—Ray.

HOURS: Weekdays 7 p.m.-9 p.m.; Sat. Noon-5 p.m. EASTERN TIME, usually, if no answer try later.

Add \$4.00 shipping & handling (FOREIGN ORDERS \$7.00), COD charge \$3.00. Maryland residents add 5% state tax. Foreign orders must include payment on U.S. bank.

CHECKS, MONEY ORDERS OR COD's only please (personal check—2 weeks for clearance). IMMEDIATE DELIVERY. Give COCO Radio Shack model # (i.e. 26-3136). Disk or Tape when ordering.

QUANTITY DISCOUNT AVAILABLE. For information on shipping or previously placed orders call (301) 788-0881. COCO II 26-31XX owners call (soldering experience may be required).

Refer to back issues of RAINBOW for other products.

```

230 FORX=2TO178STEP44:HDRAW"BM=X
; ,164C4D26RU26R34D26LNU26L34BE C
13R32U24GD22L30 C8U23R32GL30D21
C8BR34BU23D28L34C4":FORC=0TO4:HC
OLORC,0:HLINE(X+5+C*5,167)-(X+10
+C*5,186),PSET,BF:NEXTC,X
235 HDRAW"BM2,112C1R254D48L254U4
9R255D50L256U10NR255U40":HPAINT(
12,150),2,1:HCOLOR13,2:HPRINT(6,
19),"/// COLOR COMPUTER 5"
240 HDRAW"BM30,40S4":GOSUB250:HD
RAWA$:GOSUB255:HDRAWA$:HSCREEN2:
PMODE0,1:PCLEAR1
245 POKE65496,0:IFPEEK(PEEK(188)
*256+87)THENWIDTH40:PRINT:PRINT"
Type RUN when you see the OK.":C

```

```

LOAD"CNTRL"ELSERUN"CNTRL",R
250 A$="C1U6C8L2C1U4R8C8D4L2D6L4
BR8R4U4R2C1D4C8R4U10C1L4D4L2C8U4
C1L4D9BDBR12U10R8C8D2L4D2C1R4C8D
2L4D2C1R4C8D2L8BG22S8C1U10R8C8D4
L5D2C1R5C8D4L8BR9R8U10C1L8D10BR9
U10R3C8F2C1U2R3C8D10L3C1H2C8D2L3
BR10R6U6RU4C1":RETURN
255 A$="L8D4C8RC1D6BR8U10R8C8D8L
2F2L3C1H2C8D2L3BR9R8U10C1L8D10BR
9U10R6C8D4C1R2C8D6L8BR9R8U6C1L2C
8U4C1L6D10BR9U10R8C8D2L4DC1R4C8D
4L4DC1R4C8D2L8BR9R3U2C1F2C8R3H2R
2U8C1L8D10BR9U2R4UC8L4C1U7R8C8D2
L4DC1R4C8D7L8":RETURN

```

55	55	540	141	900	209
125	3	570	209	945	55
170	243	610	234	965	109
205	200	650	67	1005	111
270	79	690	83	1025	47
300	206	730	38	1060	205
340	82	760	253	1080	223
365	60	790	186	1140	223
410	196	830	139	1200	79
425	140	850	75	1230	104
475	168	880	33	END	103
505	73				

Listing 2: CNTRL

```

0 'THE CONTROLLERS 1.0, "CNTRL"
- MAIN PROGRAM, (C) 1987 BRUCE B
ELL, This program is available "
as is" and is nonwarranted!
5 GOSUB295:DIMR$(34),O$(29),A(20
0),R(200),D(3),O(35)
10 POKE65497,0:HSCREEN2:F1=PEEK(
188)*256:F2=F1+49:M1=F1+91:M2=F1
+151:M3=F1+211:P1=F1+2:P2=F1+3:E
XECF2:HCOLOR4,0:HPRINT(1,16),"On
e moment please":FORA=0TO4:GOSUB
230:NEXT:GOSUB160:GOSUB1210
15 V(5)=48:V(6)=48
20 LO=1:L=1:GOSUB200:GOTO440
25 D=0:IF(A(R)AND32)=32THENIFL=0
THEND=1:GOTO1105ELSEIFL=1ANDV(6)
<1THEND=1:GOTO1105
30 IFPR<>R THENONR(R)GOSUB710,72
0,710,1060,720,805,720,830,720,8
40,755,770,1050,790,855,865,365,
885,895,925,975,975,990,955,925,
925,945,955,1005,1015,1040,330,7
90,770
35 IF(A(R)AND128)=128GOSUB150
40 FORO=0TO35:IFO(O)=R GOSUB175:
NEXTELSENEXT

```

```

45 FORK=0TO3:IF(D(K)ANDA(R))=D(K)
)THENHCOLOR4,0ELSEHCOLOR13,0
50 ONK GOTO55,60,65:HPRINT(36,15
),"N":GOTO70
55 HPRINT(36,19),"S":GOTO70
60 HPRINT(38,17),"E":GOTO70
65 HPRINT(34,17),"W"
70 NEXT
75 R$=R$(R(R))
80 GOSUB215
85 IF(A(R)AND16)=16THENM=1ELSEM=
0
90 IFLZ=1THENLZ=0:IF(A(R)AND32)=
32THENL=1:LO=1:GOTO440
95 CD=0
100 HDRAW"BM=JX; ,=JY;C2RDLU"
105 IFM THENEXECM3:IFR=147THENC=
0:FORK=9TO11:A=((A+1)AND3):C=7+A
:PALETTEK,C:NEXT
110 IFBUTTON(BU)THEN130ELSEH=JOY
STK(0):H=JOYSTK(JH):V=JOYSTK(JV)
:IFH1=H ANDV1=V THEN105ELSEH1=H:
V1=V
115 POKE65497,0:GOSUB170
120 IFCD=0THENIFV<40THENJX=INT(H
/32)*30+264:JY=INT(V/8)*23+4:GOT
0100ELSEIFV<48THENJX=285:JY=122:
GOTO100ELSEIFV>55THENJX=285:JY=1
54:GOTO100ELSEJX=INT(H/32)*41+26
9:JY=139:GOTO100
125 JX=INT(H/10.7)*44+33:JY=188:
IFJX>209THENJX=230:JY=187:GOTO10
0ELSE100
130 IFR=147GOSUB160
135 HDRAW"BM=JX; ,=JY;C3RDLU":PLA
Y"L20003ABC":IFCD=0THENC=INT(H/
32)+INT(V/8)*2+1:XJ=JX:YJ=JY:ONC
D GOTO405,440,445,485,490,620,62
5,630,675,700,300,300,305,310,31
5,315:GOTO95
140 A=INT(H/10.7):RETURN
145 GOSUB170:JX=XJ:JY=YJ:CD=0:IF

```



```

W THENW=Ø:GOTO45ELSE115
15Ø IFR=126THENHCOLOR11,Ø:HLINE(
83,38)-(151,8Ø),PSET,BF:RETURNEL
SEIFR(R)=15THENHCOLOR13,Ø:HLINE(
5Ø,7)-(1ØØ,6Ø),PSET,BF:RETURNELS
EHDRAW"BM24,28C8E1ØF8E8F1ØR14G14
L8G8H8L6H6E4H4":HPAINT(34,34),8,
8:RETURN:'BREAK WINDOW
155 HCOLOR1Ø,8:HLINE(11Ø,14)-(15
Ø,7Ø),PSET,BF:HDRAW"BM127,18C4L1
1D25C8R11U25BR18D25L11C4U25R11BD
31L11D16C8R11U16BL18D16L11C4U16R
11BL12BUH2E2C8BM151,14C8D56L4ØGR
42U58C4L42D58EU56R4Ø":RETURN:'DO
OR
16Ø IFPEEK(F1+86)THENPALETTEGB:
PALETTE5,22:PALETTE9,32:PALETTE1
Ø,53:PALETTE11,8:PALETTE12,25:PA
LETTE13,56:PALETTE14,7:PALETTE15
,2ØELSEPALETTECMP:PALETTE5,33:PA
LETTE9,5:PALETTE1Ø,2Ø:PALETTE11,
13:PALETTE12,45:PALETTE13,32:PAL
ETTE14,16:PALETTE15,1
165 RETURN
17Ø HDRAW"BM=JX; ,=JY;C13RDLU":RE
TURN:'INDICATORS OFF
175 IFD THENRETURNELSEOG=O:IFO<9
THENOX=8+O*26:OY=8ØELSEIFO<15THE
NOX=8+(O-9)*26:OY=1ØØELSEIFO<23T

```

```

HENOX=164:OY=1ØØ:OG=15ELSEIFO<3Ø
THENOX=19Ø:OY=1ØØ:OG=16ELSEOX=21
6:OY=1ØØ:OG=17
18Ø IFHP THENHPUT(OX,OY)-(OX+26,
OY-23),OG+2,PSET:HP=Ø:RETURNELSE
HGET(OX,OY)-(OX+26,OY-23),OG+2
185 HDRAW"BM=OX; ,=OY;":ONOG+1GOS
UB1135,112Ø,116Ø,1115,1155,1195,
12ØØ,1145,1125,1175,113Ø,118Ø,11
4Ø,1185,117Ø,1165,115Ø,119Ø:RETU
RN:'DROP
19Ø FORO=ØTO35:IFO(O)=PR THENHP=
1:GOSUB175
195 NEXT:RETURN:'PLACE OBJECT
2ØØ HDRAW"BM266,171C8R48DL48UC6R
=V(5);DL=V(5);":V(5)=V(5)-1:IFV(
5)<1THENV(5)=Ø:GOSUB215:HPRINT(1
,17),"OUT OF GAS!":RETURNELSEIFL
=ØTHENRETURN
2Ø5 HDRAW"BM266,185C8R48DL48UC7R
=V(6);DL=V(6);":V(6)=V(6)-1:IFV(
6)<1THENV(6)=Ø:GOSUB215:HPRINT(1
,17),"BATTERY DEAD!":LZ=1:RETURN
ELSERETURN
21Ø C=Ø:FORX=ØTO3ØSTEP5:C=C+1:FO
RY=1TO5:HCIRCLE(128,62),X+Y,C,1,
.5,1:NEXTY,X:RETURN
215 EXECF2:HCOLOR4,Ø:HPRINT(1,15
),"LOCATION: "+R$:RETURN:'CLEAR

```



CoCo Cat
Says
Drugs Are
NOT
User-Friendly



Tandy Computers:
Because there is
no better value.TM

Tandy[®] Color Computer 3 Disk System

Superb graphics and uncompromising performance at an incredible price.

Here's a powerful, low-cost system that does it all. The Color Computer 3 (26-3334, \$199.95) is a computer you can put to work right away for word processing, creating graphs and illustrations, spreadsheet analysis, budgeting—even writing your own programs! And it's expandable, too.

Disk drive power and flexibility

Get the most out of your Color Computer with the Color Computer Disk Drive (26-3133,



\$299.95). With this easy-to-connect drive, you can write your own sophisticated disk applications or utilize ready-to-run software on popular 5¹/₄" diskettes. We offer a wide selection of software—the number of applications is almost limitless.

DeskMate 3[™] seven-in-one software

Best of all, we've got a low-priced software package that may be all you ever need: DeskMate 3 (26-3262, \$99.95). It's easy to use because there are no complicated commands to memorize, and the program itself actually guides you along with prompts at each step.

DeskMate 3 is an integrated program including *Text* word processing, a general-purpose text-entry and editing program. *Text* performs search and replace, file merge, and block select, copy and delete. *Ledger* is a simple spreadsheet which includes an easy-to-use menu and automatic column formatting. *Index Cards* filing comes in handy as a personal filing system—it actually eliminates mounds of paperwork and records. *Index Cards* also allows you to enter and edit data and perform sorts and searches. Using *Paint*, you can create colorful charts, graphs and designs. *Calendar* is a simple monthly planner that allows you to list "to do's" for any date. *Calculator* has four functions for quick and easy calculations. With the included *Telecom* telecommunications program, you can access national information banks or send messages to other computers.

See what you've been missing

The Color Computer 3 offers better graphics than any previous



Color Computer. Simply connect the Color Computer 3 to the CM-8 high-resolution monitor (26-3215, \$299.95), and you can create incredibly detailed charts and graphs, make engineering drawings in vivid colors, or form simple sketches. Choose 160 × 192 or 320 × 192-resolution with 16 colors, or display 640 × 192 graphics and 4 colors. Extended BASIC language commands let you alternate screens, colors and backgrounds at a higher resolution, and you can choose from a palette of 64 colors.

Come in today!

Stop by your local Radio Shack and get the power of a full, disk-based system. The Color Computer 3 delivers professional performance—for less.

Radio Shack[®]
The Technology Store[™]

A DIVISION OF TANDY CORPORATION

Price apply at Radio Shack Computer Centers and participating stores and dealers. DeskMate 3 telecommunications require modem.

MESSAGE

```
220 GOSUB215:HPRINT(1,17),"Select
desired object":RETURN:'MONITO
R MESSAGE
```

```
225 GOSUB215:HPRINT(1,17),"Abort
Command":SOUND50,1:RETURN:'ABOR
T MESSAGE
```

```
230 FORC=0TO4:HCOLORC,0:B=A*44+7
+C*5:HLINE(B,167)-(B+5,186),PSET
,BF:NEXT:RETURN:CLEAR MONITORS
```

```
235 PRINT:PRINT:PRINT"Press Fire
Button to continue..."
```

```
240 IFBUTTON(BU)THENHSCREEN2:RET
URNELSE240
```

```
245 WIDTH40:ATTR0,0:CLS:PRINT:PR
INT:RETURN:'PREPARE TEXT SCREEN
```

```
250 V(6)=1:GOSUB205:HPRINT(1,18)
,"NO POWER FOR THE GUN!":RETURN
255 OX=7+A*44:OY=186:HCOLOR13,0:
HLINE(OX,OY)-(OX+25,167),PSET,BF
:GOSUB185:RETURN:PREPARE FOR CAR
GO
```

```
260 HPRINT(1,17),"SCORE="+STR$(V
(7))+ " ASSETS= $" +MID$(STR$(V(8
)),2):RETURN
```

```
265 FORK=1TO15:GOSUB160:NEXT:GOS
UB170:RETURN
```

```
270 GOSUB285:GOSUB235:HSCREEN2:P
OKE65496,0:FORK=30TO0STEP-5:PLAY
"L25501;V=K;1;2;3;6;4;8;9;11;3;2
;12;3;2;1;V15;03":NEXT:IFO=6GOSU
B210:HPRINT(7,2),"COCO LIVES FOR
EVER!"
```

```
275 EXECF2:HCOLOR4,0:HPRINT(1,15)
,"Play again (Y/N)?:GOSUB260
```

```
280 Q$=INKEY$:IFQ$="N"THENWIDTH4
0:CLS:PRINT"BYE! BYE!":ENDELSEIF
Q$="Y"THEN10 ELSE280
```

```
285 POKE&HE6,2:POKEP1,221:POKEP2
,221:EXECF1:HDRAW"BM30,40":A=F1+
652:FORX=1TO2:A$="":FORK=1TO197:
A$=A$+CHR$(PEEK(A)):A=A+1:NEXT:H
DRAWA$:NEXT:HDRAW"S4":RETURN
```

```
290 FORK=1TO15:GOSUB160:NEXT:GOS
UB245:FORK=F1+1265TOF1+1534:PRIN
TCHR$(PEEK(K));:NEXT:PRINT:PRINT
"You have been given a lifetime
subscrip-tion to The RAINBOW and
even your own column!":GOTO27
0
```

```
295 HBUFF1,15:FORK=2TO19:HBUFFK,
400:NEXT:RETURN:'SET BUFFERS
```

```
300 CD=0:IFV(5)=0ORD=1OR(8ANDA(R
))<>8THEN115ELSEPR=R:R=R-20:GOTO
320
```

```
305 CD=0:IFV(5)=0ORD=1OR(1ANDA(R
))<>1THEN115ELSEPR=R:R=R-1:GOTO3
25
```

```
310 CD=0:IFV(5)=0ORD=1OR(2ANDA(R
))<>2THEN115ELSEPR=R:R=R+1:GOTO3
20
```

```
315 CD=0:IFV(5)=0ORD=1OR(4ANDA(R
))<>4THEN115ELSEPR=R:R=R+20:GOTO
325
```

```
320 V(7)=V(7)+1:A(R)=(A(R)OR64):
GOSUB200:IFR(PR)=R(R)GOSUB190:EX
ECM2:GOSUB170:IFR(R)=32THEN25ELS
E40ELSEGOSUB170:GOTO25
```

```
325 V(7)=V(7)+1:A(R)=(A(R)OR64):
GOSUB200:IFR(PR)=R(R)GOSUB190:EX
ECM1:GOSUB170:IFR(R)=32THEN25ELS
E40ELSEGOSUB170:GOTO25
```

```
330 POKEP1,0:POKEP2,0:EXECF1:HDR
AW"BM8,39C14R239":HPAINT(10,10),
12,14:S=6:R$="UNDER ATTACK!":GOS
UB215:IFO(1) THENA$="NO GUN?!"EL
SEA$="Guns Engaged!"
```

```
335 HPRINT(1,17),A$:FORY=40TO95S
TEP6:HDRAW"XCL$;BM8,=Y;C9R239BD2
C10L239BD2C11R239":NEXT:C=9:X=20
:H=RND(218):HGET(H,39)-(H+22,31)
,4:H=H+8:HDRAW"BM=H;,39XFS$;":H=
H-8
```

```
340 FORK=9TO11:PALETTEK,0:PALETT
EC,18:C=K:HPUT(H,39)-(H+22,31),4
,PSET:HDRAW"BM=X;,102C14RDL":IFS
<1THENK=12:NEXT:GOSUB160:RETURNE
LSEH=RND(16)-8+H:IFH>225THENH=10
ELSEIFH<10THENH=220
```

```
345 IFV(6)<1GOSUB265:GOSUB160:NE
XT:GOSUB245:PRINT"Your shields h
ave failed and your craft destro
yed.. And so were you!":GOTO270E
LSEHGET(H,39)-(H+22,31),4:H=H+8:
HDRAW"BM=H;,39XFS$;":H=H-8:IFRND
(10)=1THENA=1:B=H+12:GOSUB360:GO
SUB205
```

```
350 IFO(1)THENNEXT:GOTO340ELSEIF
BUTTON(BU)=0THENY=JOYSTK(0):X=JO
YSTK(JH)*3.5+16:HDRAW"BM=X;,102C
7RDL":NEXT:GOTO340
```

```
355 V=HPOINT(X,39):A=3:B=X:GOSUB
360:GOSUB205:IFV=13THENS=S-1:HPU
T(H,39)-(H+22,31),4,NOT:PLAY"ADG
FBCDEFGAGC":HPUT(H,39)-(H+22,31)
,4,PSET:H=RND(218):GOTO345ELSEN
EXT:GOTO340
```

```
360 HGET(B,100)-(B+1,39),3:HDRAW
"BM=B;,100C=A;U61RD61":PLAY"L255
GEDCB":HPUT(B,100)-(B+1,39),3,PS
ET:RETURN
```

```
365 POKEP1,136:POKEP2,136:EXECF1
:HCOLOR9,0:HLINE(64,38)-(192,48)
,PSET,BF:HCOLOR10,0:HLINE(24,54)
-(120,64),PSET,BF:HCOLOR11,0:HLI
NE(136,54)-(232,64),PSET,BF
```

```
370 HCOLOR4,0:HPRINT(9,5),"SAUCE
R ATTACK!":HPRINT(4,7),"ONLY $1.
00":HPRINT(18,7),"ONLY $1.00":FO
RX=15TO225STEP38:Y=X+19:HDRAW"BM
=X;,17XFS$;BM=Y;,28XFS$;":NEXT:S
=12:RETURN
```

```

375 GOSUB215:HPRINT(1,16),"Guns
Engaged!":HPRINT(1,17),"Press an
y key to disengage."
380 IFM THENEXECM3
385 IFBUTTON(BU)=0THENY=JOYSTK(0
):HDRAW"BM=X;,102C14RDLCA":IFS<1
ORINKEY$<>"THENRETURNELSEX=JOYS
TK(JH)*3.25+24:HDRAW"BM=X;,102C7
RDL":GOTO380
390 V(6)=V(6)-2:IFV(6)<3GOSUB250
:GOTO380ELSEGOSUB205
395 V=HPOINT(X,28):IFV=13THENY=2
8ELSEV=HPOINT(X,17):Y=17
400 HGET(X,100)-(X+1,Y),3:HDRAW"
BM=X;,100C3M=X;,=Y;C8":PLAY"L255
GEDCBA":HPUT(X,100)-(X+1,Y),3,PS
ET:IFV=13ANDR=147THENHLINE(X-14,
Y)-(X+14,Y-8),PSET,BF:PLAY"ABEF"
:S=S-1:GOTO380ELSE380
405 CD=0:GOSUB215:A$="Nothing sp
ecial":IFR=1THENA$="This door is
locked"ELSEIFR(R)=29THENA$="Ve
ry clean"ELSEIFR(R)=30THENA$="V
ery noisy"ELSEIFR(R)=23ORR(R)=2
7THENA$="It's hot out here"ELSEI
FR(R)=25THENA$="Flying Saucers!"
410 IFR(R)=26THENA$="A lump on t
he ground"ELSEIFR(R)=19THENA$="W
ho would bury computers"ELSEIFR(

```

```

R)=18THENA$="Graffiti on the wal
ls"ELSEIFR=147THENA$="Practice w
ould help you"ELSEIFR(R)=16THENA
$="A shooting gallery ahead"
415 IFR(R)=15THENA$="I hear dogs
barking"ELSEIFR(R)=14THENA$="L
ooks inviting"ELSEIFR(R)=33ORR(R
)=34THENA$="A lump in the sand"E
LSEIFR(R)=12THENA$="The fish are
frightened"ELSEIFR(R)=11THENA$=
"Hole"+STR$(RND(18))ELSEIFR(R)=2
THENA$="Looks deserted."
420 IFR=59THENA$="Bullet-proof w
indows"ELSEIFR=19ORR=39THENA$="D
oor is locked"ELSEIFR(R)=3THENA$
="Door is open"ELSEIFR=48THENA$=
"Something smells good"ELSEIFR(
R)=1THENA$="Dark and dingy"ELSEI
FR=126ORR=85THENA$="Identificati
on required!"
425 IFR(R)=13THENA$="Looks hungr
y"ELSEIFR=20THENA$="It's your k
ind of place"ELSEIFR=40THENA$="E
veryone has moved out"ELSEIFR=60
THENA$="Lotsa guns!"
430 IFD THENA$="SPOOKY!"
435 HPRINT(1,17),A$:GOTO115
440 CD=0:L=1AND(L+1):C=13-L:HDRA
W"BM314,4C=C;RDLU":GOSUB215:HPRI

```

SUNDOG SYSTEMS

Kung-Fu Dude



An exciting new arcade game by Glen Dahlgren. This is the long-awaited response to the huge demand for a Kung-Fu program for the Coco. The graphics and sound effects are spectacular. The action and animation will please even the most die-hard arcade enthusiast. Destroy your opponents and evade obstacles with over ten different moves as you grow ever closer to your ultimate objective. This is the BEST karate game ever available for the color computer. Req. 64K, disk drive, and joystick. Introductory price: only \$24.95.



WHITE FIRE OF ETERNITY. Enter the age of monsters, magic, and adventure. Here you will search for the legendary power of White Fire throughout the Forbidden Wood and dark caverns of the Mount. The Rainbow review of 12/86 says, "Visually, White Fire is quite an achievement. The graphics are excellent!" Discover what adventuring on the Coco is all about. Req. 64K and disk drive. Only \$19.95.

CHAMPION. Become a superhero in your fight to rid the world of the evil forces of Mr. Bigg in this action adventure. The combat is hot and heavy and requires a fast joystick. The graphics and sound effects are sensational. "This is a fascinating game and a difficult one to master. You'll get a blast out of (Champion)!" says the Rainbow review of 5/87. Defend the innocent and defeat the villainous; be a true Champion! Req. 64K, disk drive, and joystick. Only \$19.95.



All programs Coco 1, 2, 3 compatible.



Sundog Systems
21 Edinburg Drive
Pittsburgh, PA 15235
(412) 372-5674

Personal checks, money orders, and C.O.D. orders accepted.

Include \$2.50 for S/H. \$2.00 extra for C.O.D. orders. PA residents add 6% sales tax. Authorship and dealer inquiries welcome.

```

NT(1,17),"Lights "+MID$("ON OFF"
,(C-12)*3+1,3):IF(A(R)AND32)=0AND
DLO=0THEN115ELSELO=0:GOTO25
445 CD=0:X=10:Y=X:IFBUTTON(BU)TH
EN445ELSEGOSUB215:HPRINT(1,17),"
Receive Cargo"
450 IFM THENEXECM3
455 IFBUTTON(BU)=0THENHGET(X,Y)-
(X+4,Y+4),1:HPUT(X,Y)-(X+4,Y+4),
1,PRESET:HPUT(X,Y)-(X+4,Y+4),1,P
SET:X=JOYSTK(0):X=JOYSTK(JH)*3.7
+8:Y=JOYSTK(JV)*1.4+10:GOTO450
460 A=5:FORK=0TO4:IFV(K)=-1THENA
=K:NEXTELSENEXT
465 O=INT((X-8)/26)+INT(Y/81)*9:
OG=O:IFO=15THENFORK=15TO22:IFO(K
)=R THENO=K:NEXTELSENEXT ELSEIFO
=16THENFORK=23TO29:IFO(K)=R THEN
O=K:NEXTELSENEXT ELSEIFO=17THENF
ORK=30TO35:IFO(K)=R THENO=K:NEXT
ELSENEXT
470 IFY<56ORO(O)<>R GOSUB225:GOT
O115 ELSEIFO<30ANDA=5THENA$="Hol
ding Tanks Full":GOTO480
475 HP=1:GOSUB175:IFO=6GOTO290EL
SEA$="Cargo Secured":IFO<30THENO
X=7+A*44:OY=186:HCOLOR13,0:HLIN
E(OX,OY)-(OX+25,167),PSET,BF:HP=0
:GOSUB185:V(A)=O:O(O)=0 ELSEO(O)
=0:V(8)=V(8)+350000:GOTO25
480 GOSUB215:HPRINT(1,17),A$:GOT
O115
485 IFBUTTON(BU)THEN485ELSEGOSUB
220:GOSUB125:IFA=5GOSUB225:GOTO1
45ELSEIFV(A)=-1THEN485ELSEGOSUB2
30:O=V(A):V(A)=-1:O(O)=R:GOSUB17
5:GOSUB215:HPRINT(1,17),O$(O)+"
Released":GOTO145
490 IFBUTTON(BU)THEN490ELSEGOSUB
220:GOSUB125:IFA=5GOSUB225:GOTO1
45ELSEIFV(A)=-1THEN490ELSEGOSUB2
15
495 A$=" ":CD=0:ONV(A)+1GOTO500,
505,510,510,525,525,0,530,540,55
5,570,575,585,600,605:GOTO610
500 GOSUB265:GOSUB245:PRINT"The
food was spoiled and Botulism ha
s ended your adventure.":GOTO2
70
505 IFR=147THENA$="NO PAY - NO P
LAY!":GOTO615ELSES=1:GOSUB375:S=
0:IFR(R)=13GOSUB265:GOSUB245:PRI
NT"While your aim was true, ther
e were too many of them. Your ad
venture is over.":GOTO270ELSEA$=
"That was fun!":GOTO615
510 IFR=19ORR=39ORR=49ORR=28ORR=
85ORR=25THENA(R)=(A(R)OR128):W=1
:GOSUB150ELSEIFV(A)=3THENA$="You
"+MID$("SlicedHooked",RND(2)*6-
5,6):GOTO615ELSEA$="Whew, what a
swing!":GOTO615
515 IFR=19ORR=39THENA(R)=(A(R)OR
2):GOTO615ELSEIFR=25THENA(R)=(A(
R)OR11):GOTO615
520 IFR=85GOSUB265:GOSUB245:PRIN
T"The building was shielded from
the Con- trollers influence. Yo
u have compromised the shield and
for you this adventure is over!":
GOTO270
525 O(V(A))=0:GOSUB245:PRINT"Tha
t was delicious... But there is
some-thing hard in it!":PRINT"It
's a gold nugget worth $500!":GO
SUB235:GOSUB230:O(V(A))=0:V(A)=-
1:V(8)=V(8)+500:GOTO615
530 IFR(R)=13THENR(R)=34:A(R)=(A
(R)OR31):GOSUB245:PRINT"You inju
red the shark causing him to
bleed, which attracted other sha
rks who devoured the attacking s
hark while you escaped!":GOSUB2
35:GOSUB770:W=1:GOTO145
535 A$="A dentist is needed":GOT
O615
540 IFR(R)<>15THENA$="Where's th
e wire?":GOTO615
545 HPRINT(36,19),"S":GOSUB150:IF
O(0)=R OR V(9)=1THENO(0)=0:V(9)
=1:A(R)=(A(R)OR132):A(R+20)=(A(R
+20)OR8):GOSUB245:PRINT"Guard do
gs went for the food, letting
you pass.":GOSUB235:HP=1:O=0:GOS
UB175:GOTO615
550 GOSUB265:GOSUB245:PRINT"Pit
Bull guard dogs attacked and hav
e ended your adventure!":GOTO2
70
555 IFR(R)=34THENR(R)=12ELSEIFR(
R)=33THENR(R)=14ELSEIFR(R)=26THE
NR(R)=20ELSEIFR(R)=19THENA$="HER
E?! Are you nuts?":GOTO615ELSEA
$="Don't break your shovel!":GOT
O615
560 FORK=28TO33:IFO(K)=0THENO=K:
NEXTELSENEXT
565 O(O)=R:GOSUB175:A$="Buried t
reasure = $350,000!":GOTO615
570 IFR<>59THENA$="It doesn't wo
rk":GOTO615ELSEA(R)=(A(R)OR2):A$
="It worked! You may pass.":HPRI
NT(38,17),"E":GOTO615
575 IFR=126THENA(R)=(A(R)OR136):
HPRINT(36,15),"N":HCOLOR11,0:HLI
NE(83,38)-(151,80),PSET,BF:A$="T
he gate opens":GOTO615ELSEIFR=85
GOSUB245:PRINT"A MESSAGE APPEARS
ON THE WALL MONITOR...":FORK=F1
+1046TOF1+1264:PRINTCHR$(PEEK(K
));:NEXT:GOSUB235:GOTO615
580 A$="Nobody wants to see it":

```

```

GOTO615
585 IFR<>147THENA$="I'd hang on
to that dollar":GOTO615ELSEIFO(1
) THENA$="NO GUN- NO PLAY!":GOTO
615
590 GOSUB230:O(12)=126+RND(5):V(
A)=-1:GOSUB375
595 GOSUB160:IFS<1THENA$="Anothe
r passage is revealed!":A(R)=(A(
R)OR2):HPRINT(38,17),"E":GOTO615
ELSEGOSUB225:GOTO145
600 IFR<>1THENA$="It has no effe
ct":GOTO615ELSEA$="It works! The
door is open!":A(R)=(A(R)OR4):H
PRINT(36,19),"S":GOTO615
605 GOSUB245:PRINT"THE LETTER IS
SMUDGED! IT SAYS...":PRINT:PRIN
T" I have be n captur d by t e
Control- lers. I have learn d t
hat they are only m c n s. Disc
o ec the p w r to defe tthem!"
TAB(60)"M. Goodman...":GOSUB235:
GOTO615
610 IFV(A)<23THENA$="Fuel tank r
e-filled":V(A)=-1:V(5)=48:GOSUB2
30:GOSUB200ELSEA$="Battery re-ch
arged":V(A)=-1:V(6)=48:GOSUB230:
GOSUB205
615 GOSUB215:HPRINT(1,17),A$:GOT

```

```

0145
620 IFBUTTON(BU)THEN620ELSE:GOSU
B220:GOSUB125:IFA=5GOSUB225:GOTO
145ELSEIFV(A)=-1THEN620ELSEGOSUB
215:HPRINT(1,17),"Tank"+STR$(A+1
)+" "+O$(V(A)):IFV(A)=11THEN109
0ELSE145
625 CD=0:GOSUB215:HPRINT(1,17),"
SCORE="+STR$(V(7))+" ASSETS= $"
+MID$(STR$(V(8)),2):GOTO115
630 WIDTH40:CLS5:ATTR0,4:PRINTTA
B(13)"* TRAVEL MAP *":PRINT:ATTR
0,0:FORK=1TO200:IFK=R THENATTR0,
0,B ELSEATTR0,0
635 IF(A(K)AND64)=64THENPRINTHEX
$(A(K)AND15)" ";ELSEPRINT" ";
640 NEXT:ATTR0,4:PRINT:FORK=1TO1
5:A=K*5:PRINTHEX$(K)"="";:FORC=0T
O3:IF(K ANDD(C))=D(C)THENPRINTMI
D$("NSEW",C+1,1);ELSEPRINT".";
645 NEXT:PRINT" ";:NEXT
650 IFBUTTON(BU)THEN670ELSEX=JOY
STK(0):X=(JOYSTK(JH)/1.6)AND254:
Y=INT(JOYSTK(JV)/6.4):MR=X/2+Y*2
0+1:LOCATEX,Y+2:IFMR=R THENATTR0
,0,B ELSEATTR0,0
655 IFXJ=X ANDYJ=Y THEN650ELSEXJ
=X:YJ=Y:LOCATE0,17:ATTR0,4:PRINT
STRING$(200,32):LOCATE0,17:IF(A(

```

THE SOFTWARE HOUSE

CELEBRATING OUR 4TH YEAR WITH RAINBOW!

**DS/DD
DISKS**



**\$45/100
10/\$4.95**

FLIPPY DISKS 10/\$7.95
FACTORY PUNCHED-USE BOTH SIDES. **\$75/100**
CERTIFIED ERROR FREE. W/SLEEVES, LABELS, W.P.

3 1/2" DISKS DS/DD 10/\$14.95

PRINTER RIBBONS

EPSON MX/RX/FX 70/80	\$5.00 EA.	6/\$28.00
GEMINI 10/10X/56	\$2.00 EA.	12/\$22.00
COLORS R-BR-BL-BR-PUR	\$3.00 EA.	5/\$12.00
R.S. DMP 130 BLACK	\$6.95 EA.	
COLORS RED-BLUE-BRN	\$7.95 EA.	

OTHER RIBBONS IN STOCK-CALL OR WRITE FOR QUOTE

ALL ITEMS 100% GUARANTEED. OFFER ENDS IN 30 DAYS

Add \$2.50 S/H in U.S.A. - Canada Add \$3.50 + \$1.00/LB
Michigan Residents Add 4% Sales Tax
Send Check/Money Order Payable to:

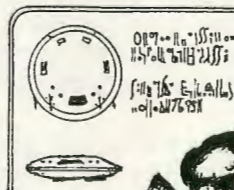
THE SOFTWARE HOUSE

9020 Hemingway, Redford, MI 48239

(313) 937-1313

Send Card Number & Exp. Date

Min. Charge Order \$20.00



IT WAS TO BE
A LONG, HARD,
LOSING BATTLE
UNTIL... THE

**CURRILLIAN
CRUISER**

JOIN THE CURRILLIAN
CRUISER, AT THE
YEAR 2584, IN ITS
EPIC BATTLE TO
SAVE THE EARTH
FROM GALAXIES!

ONLY 25\$

NY RESIDENTS ADD 7.5% SALES TAX

RAINBOW
CERTIFIED!

TO ORDER:
SEND CHECK OR
MONEY ORDER TO
GLENN CALAFATI
54 BAK STREET
NORTHPORT, NY
11768

```

MR)AND64)=64THENPRINTR$(R(MR))EL
SE65Ø
66Ø FORK=ØTO35:IFO(K)=MR THENPRI
NTO$(K)", "":NEXTELSENEXT
665 GOTO65Ø
67Ø CD=Ø:ATTRØ,Ø:HSCREEN2:GOTO11
5
675 CD=Ø:POKE65496,Ø:GOSUB245:IN
PUT"SAVE/LOAD";A$:INPUT"DISK/TAP
E/aBORT";Q$:IFQ$="D"THENDN=1ELSE
IFQ$="T"THENDN=-1ELSEHSCREEN2:GO
TO115
68Ø PRINT:INPUT"Prepare device &
press ENTER";Q$:PRINT:IFA$="S"TH
ENPRINT"SAVING":OPEN"O",DN,"C":
PRINT#DN,R:FORK=ØTO9:PRINT#DN,V(
K);:NEXT:FORK=ØTO35:PRINT#DN,O(K
);:NEXT:FORK=1TO2ØØ:PRINT#DN,R(K
);A(K);:NEXT:CLOSE:HSCREEN2:GOTO
115
685 IFA$="L"THENPRINT"LOADING":O
PEN"I",DN,"C":INPUT#DN,R:FORK=ØT
O9:INPUT#DN,V(K):NEXT:FORK=ØTO35
:INPUT#DN,O(K):NEXT:FORK=1TO2ØØ:
INPUT#DN,R(K),A(K):NEXT:CLOSE:HS
CREEN2 ELSE675
69Ø FORA=ØTO4:IFV(A)=-1GOSUB23ØE
LSEOG=V(A):IFOG>22THENOG=16:GOSU
B255ELSEIFOG>14THENOG=15:GOSUB25
5ELSEGOSUB255
695 NEXT:PR=Ø:GOTO2ØØ
7ØØ CD=Ø:EXECF2:HCOLOR4,Ø:HPRINT
(1,15),"Cease Operations":HPRINT
(1,17),"Are you sure (Y/N)?"
7Ø5 Q$=INKEY$:IFQ$=""THEN7Ø5ELSE
IFQ$<>"Y"THENGOSUB225:GOTO115ELS
E275
71Ø POKEP1,Ø:POKEP2,Ø:EXECF1:FOR
X=8TO24ØSTEP24:FORY=7TO67STEP11:
HCOLOR9,8:HLINE(X,Y)-(X+22,Y+9),
PSET,BF:HDRAW"BM=X; ,=Y;C13R22D1Ø
C8L22U1Ø":NEXTY,X:HDRAW"BF1ØBR13
C2L239BD4R239BD6L239BD8R239"
715 IFR(R)=3THEN725ELSEFORK=1TO1
ØØ:HSET(RND(238)+8,RND(82)+8,RND
(8)):NEXT:RETURN
72Ø POKEP1,221:POKEP2,136:EXECF1
725 HCOLOR14,8:HLINE(18,14)-(78,
56),PSET,BF:HLINE(238,14)-(178,5
6),PSET,BF:GOSUB155:IFR=39THENA$
="LOCK":B$="SMITHS"ELSEIFR=59THE
NA$="GUNS":B$="&AMMO"ELSE735
73Ø HDRAW"BM24,4ØC3R48BR112R48C4
":HCOLOR4,Ø:FORK=ØTO2ØSTEP2Ø:HPR
INT(4+K,3),A$:HPRINT(3+K,4),B$:N
EXT:GOTO745
735 FORK=38TO198STEP16Ø:FORX=K T
OK+4ØSTEP2Ø:FORY=14TO42STEP14:HD
RAW"BM=X; ,=Y;C9L19D13C12R19U13":
NEXTY,X,K:IFR=19THENFORY=35TO195
STEP16Ø:FORX=ØTO26STEP26:FORK=ØT

```

```

02:HCIRCLE(Y+K+X,54),15,1,2.5,.5
,1:NEXTK,X,Y
74Ø IFR(R)=3THENFORX=2ØTO18ØSTEP
16Ø:HDRAW"BM=X; ,46C3R56H1ØU1ØL36
D1ØG1Ø":HPAINT(X+9,44),3,3:NEXT:
RETURN
745 FORX=78TO238STEP16Ø:HDRAW"BM
=X; ,14C8D42L63C4U42R63":NEXT
75Ø HCOLOR13,8:HLINE(8,72)-(247,
9Ø),PSET,BF:HDRAW"BM8,91C8E2ØR3Ø
G2ØR3ØE2ØR3ØG2ØR3ØE2ØR3ØG2ØR3ØE2
ØR3ØG2Ø":HCOLOR14,8:HLINE(8,9Ø)-
(247,94),PSET,BF:HPAINT(9,98),8,
14:RETURN
755 POKEP1,85:POKEP2,85:EXECF1:H
DRAW"BM8,44C14E1ØF1ØE13F13E8F8E1
ØF1ØE9F9E15F15E5F5E15F15E15F15E1
4F14E5F8D12H1ØG1ØH13G13H8G8H1ØG1
ØH9G9H15G15H5G5H15G15H15G15H14G1
4H5G1ØD5R79FR79E2R81":HPAINT(1Ø,
1Ø),12,14:HPAINT(1Ø,54),15,14:HP
AINT(1Ø,62),Ø,14
76Ø HCIRCLE(51,9Ø),3Ø,15,.3:HPAI
NT(5Ø,9Ø),15,15:HCIRCLE(5Ø,9Ø),3
,9,.5:HDRAW"BM5Ø,9ØC8U4ØM+1Ø,+5M
-9,+5D31C14M+22,-6R4M+2Ø,-5D6M-8
,-3":HPAINT(53,55),3,8:HPAINT(94
,82),14,14:C=14:FORX=42TO5Ø:HCIR
CLE(X,9Ø),3Ø,C,.3,.4,.7:IFX=45TH
ENC=4:NEXTELSENEXT
765 HDRAWCL$:FORK=1TO5Ø:HSET(RND
(239)+8,RND(3Ø)+7Ø,15):NEXT:RETU
RN
77Ø POKEP1,34:POKEP2,34:EXECF1:H
DRAW"BM8,6ØC14R8ØER8ØFR78":HPAIN
T(1Ø,64),1Ø,14:FORK=1TO1ØØ:HSET(
RND(235)+1Ø,RND(4Ø)+6Ø,RND(2)*4)
:NEXT
775 FORK=1TO8:X=RND(2Ø)*1Ø+2Ø:Y=
RND(4)*4+8:C=RND(5)+2:FORA=1TO9:
HCIRCLE(X,Y),A,C,.4:NEXT:X=X-8:H
DRAW"BM=X; ,=Y;C=C;H4D8E4LH3D6E3L
H2D4E2LBR16BUC8R":NEXT
78Ø IFR(R)=34THENFORK=ØTO8:HCIRC
LE(228,9Ø),K,9,.4:NEXT
785 RETURN
79Ø POKEP1,68:POKEP2,68:EXECF1:H
DRAW"BM8,6ØC14R2ØM+3Ø,+4R5ØM+2Ø,
-2R8ØM+4Ø,-2U1ØL24Ø":HPAINT(1Ø,1
Ø),12,14:HPAINT(1Ø,55),2,14:HDRA
W"BM2Ø,35C4R4F2E2R2BR2ØBUR4F2E2R
4BR3ØBD2R4F2E4R4 XCL$;"
795 IFR(R)=33THENFORK=ØTO8:HCIRC
LE(228,9Ø),K,13,.4:NEXT
8ØØ RETURN
8Ø5 POKEP1,136:POKEP2,136:EXECF1
:HDRAW"BM8,6ØC14R24ØD18L24ØDR24Ø
DL24Ø":HPAINT(1Ø,7Ø),13,14:FORX=
9TO247STEP4:HDRAW"BM=X; ,81C3D2Ø"
:NEXT:HDRAW"BM72,12C2R113D2ØL113
U2ØHR115D22L115U22BH3BL2C4R125D2

```



```

9L125U29":HPAINT(78,20),4,2
810 FORX=80TO82:HDRAW"BM=X;,26C1
U5E4F4ND5E4F4D5":NEXT:HDRAW"BM76
,14C3R26D16L26U16BR34BD2C8R40BD4
L40BD4R40BD4L40BR50R20BU4L20BU4R
20BU4L20":Y=46:FORC=15TO0STEP-15
:FORY=Y TOY+6STEP2:HDRAW"BM8,=Y;
C=C;R239":NEXTY,C
815 HDRAW"BM8,52C14R20NU44E6U38L
26BR46D44R160NU44E6U38L28D30L127
U30L10BM8,20R16D20L16C12BER14BU2
L14BU4R14BU2L14BU4R14BU2L14BM60,
20C14NR4D20NE4R146U4NL14U16L14
820 HPAINT(10,9),13,14:HPAINT(10
0,50),13,14:HPAINT(30,10),14,14:
HPAINT(218,10),14,14:HPAINT(200,
38),12,14:HDRAW"BM9,44C4R12BD2L1
2BD2R12BUC8L12BU2R12BU2L12BM8,10
C4R18C8D2L18BR48R8BU2C4L8NDBR138
R18C8D2L18"
825 FORX=72TO156STEP42:HDRAW"BM=
X;,44C4R36BD2L36BD2R36BUC8L38BU2
R36BU2L36":NEXT:RETURN
830 POKEP1,221:POKEP2,221:EXECF1
:FORY=17TO43STEP2:HDRAW"BM8,=Y;C
15R239":NEXT:FORY=45TO101STEP2:H
DRAW"BM8,=Y;C0R239":NEXT:HDRAW"B
M247,37C14M-10,-20U9LD9L228D24R1
00E8R20G20L109D15R109NU15E20U15D
4R112D4L112D4R112D4L112"
835 HPAINT(10,10),3,14:HPAINT(10
,42),4,14:HPAINT(10,62),12,14:HP
AINT(119,60),2,14:HPAINT(200,39)
,8,14:HPAINT(200,47),8,14:FORY=0
TO40:HCIRCLE(200,70),X,RND(8),.3
:NEXT:RETURN
840 POKEP1,221:POKEP2,221:EXECF1
:FORY=50TO60STEP2:HDRAW"BM8,=Y;C
2R239":NEXT:FORY=62TO100STEP2:HD
RAW"BM8,=Y;C12R239":NEXT:HDRAW"B
M48,7C14D53R148NU53E10U44L20D49L
56NU49BM+10,-6NR46U43L26D49L56NU
49BM+10,-6NR46U43"
845 FORX=64TO204STEP70:HPAINT(X,
20),14,14:NEXT:HPAINT(54,20),10,
14:HDRAW"BM59,55C8M+10,-6BR72M-1
0,+6"
850 G$="C8U3LD3LU3LD3LU6ED4RU6ED
7RU16G2F2U8RD14EU22ED20EU30LD10"
:FORK=74TO106STEP8:X=K+72:HDRAW"
BM=K;,52XG$;BM=X;,52XG$;":NEXT:F
ORX=8TO46STEP4:HDRAW"BM=X;,7C6D4
3BR200U43":NEXT:RETURN
855 POKEP1,221:POKEP2,221:EXECF1
:FORY=60TO100STEP2:HDRAW"BM8,=Y;
C9R239C14":NEXT:C=8:B=248:FORK=8
TO300STEP8:Y=K:X=K:H=256-K:IFY>6
0THENY=60:IFX>248THENX=248:H=8:C
=C+8:B=B-8
860 HLINE(X,C)-(X-Y+C,Y),PSET:HL
INE(H,C)-(B-X+Y,Y),PSET:NEXT:FOR

```

```

X=18TO247STEP80:HDRAW"BM=X;,7C8D
55L3BUC4U54RD54":NEXT:RETURN
865 POKEP1,0:POKEP2,0:EXECF1:HDR
AW"BM8,80C14R240U30L240":HPAINT(
10,10),12,14:HPAINT(10,70),13,14
:HDRAW"BM108,66C3U20R60D20L5H4L7
G4L20H4L7G4L5BU7BR10R40U10L40D10
BR5BUC8U8BR8D8BR8U8BR8D8BR8U8":H
PAINT(110,64),3,3:FORY=3TO5:HCIR
CLE(120,68),Y,8
870 NEXT:HCOLOR13,0:HLINE(138,10
0)-(238,80),PSET,BF:FORY=138TO23
8STEP4:HDRAW"BM=X;,100C6U20C0":N
EXT:HLINE(173,100)-(203,97),PSET
,BF:HDRAW"XCL$;BM138,100C8U20E50
M-30,+52NM-20,-2M+30,+2NU54M+35,
-2NM-35,-52M+15,-2NH50D20L35U3NL
27U9L30D12NE3L35"
875 C=0:FORY=145TO240STEP30:C=C+
1:HPAINT(X,78),C,8:NEXT:HDRAW"BM
60,63C8M-15,+38R30M-15,-38":HPAI
NT(60,65),8,8:HPAINT(178,95),8,8
:C=0:FORY=0TO8:C=C+1:HCIRCLE(60,
63),27+Y,C:HCIRCLE(60,63),Y,C:NE
XT:HDRAW"BM60,63C4U32RD64LU32L32
DR64UL32E22FG44HE22F22GH44EF"
880 RETURN
885 POKEP1,238:POKEP2,238:EXECF1
:FORK=1TO50:X=RND(200)+8:Y=RND(5
2)+7:H=RND(30):V=RND(20):C=RND(7
):HDRAW"BM=X;,=Y;C=C;M+=H;,+ =V;":
NEXT:GOSUB210
890 C=0:FORY=224TO236STEP2:C=C+1
:FORY=10TO70STEP10:HDRAW"BM=X;,=
Y;C=C;F5G5":NEXTY,X:FORC=1TO7:HC
OLORC,0:HPRINT(1+C,C),MID$("RAIN
BOW",C,1):NEXT:HDRAW"BM8,80C8R23
9D21L239U21BUC13R78U72RC8D72C13R
79U72RC8D72C13R79U72RC8D72":HPAI
NT(10,90),8,8:RETURN
895 POKEP1,238:POKEP2,238:EXECF1
:FORY=40TO100STEP2:HDRAW"BM8,=Y;
C15R239":NEXT:HDRAW"XCL$;BM8,32C
8R239BD4L239":FORX=8TO247STEP10:
HDRAW"BM=X;,29D11":NEXT
900 HDRAW"BM30,65C13R10U15R10U10
L10U10L10D10L10D10R10D15BM77,79U
40E6R20F6D40L32BM150,71U5R10NM+4
,+2U33E4ND39F4D33R10D5L28BM204,5
9U30R25D30L25"
905 HPAINT(32,63),13,13:HPAINT(7
9,77),13,13:HPAINT(152,69),13,13
:HPAINT(162,62),4,13:HPAINT(206,
58),13,13
910 HDRAW"BM30,65C8R10U15R10U10B
L10U10BG10BD10L10BM109,79U40H6BM
178,71U5BL10NM-4,+2BU33M-4,+2C13
M-4,-2C8BM230,59U30"
915 Y=65:X=35:GOSUB920:Y=79:X=93
:GOSUB920:Y=75:X=164:GOSUB920:Y=
59:X=217:GOSUB920:HPRINT(10,6),"

```

We Cannot Tell A Lie

Lonnie's gone nuts!! He's chopped down prices on Rainbow Bookshelf items!



The Complete Rainbow Guide to OS-9

Authors Dale Puckett and Peter Dibble show how to take advantage of OS-9's multitasking and multiuser features. An easy-to-read, step-by-step guide packed with hints, tips, tutorials and free software in the form of program listings.

Book \$12.95, Disk Package \$19.95 (2 disks, book not included) — a savings of up to 36%!

SAVE 38%! Book and disks only \$29.95

The Rainbow Book of Simulations

20 award-winning entries from THE RAINBOW's first Simulations contest. You are a Civil War Commander, an air traffic controller, a civil defense coordinator, or a scientist on Mars . . . your wits are on the line. Book \$3.50, Tape \$3.50 — a savings of 65%!

SAVE 70%! Book and tape only \$6

The Second Rainbow Book of Simulations

The 16 winners from our second Simulations contest. Fly through dense African jungle, bull your way down Wall Street, lead a bomb squad, or try your hand at Olympic events. Test your skills and talents. Book \$4.95, Tape or Disk \$4.95 — a 50% savings!

SAVE 55%! Book and tape only \$8.95

SAVE 57%! Book and disk only \$8.95

SAVE UP TO 70%

The First Rainbow Book of Adventures

Contains 14 winning programs from our first Adventure contest. Includes *Sir Randolph of the Moors*, *Horror House*, *One Room*, *Dr. Avaloe* and more. Plus hints, tips on solving Adventures.
Book \$2, Tape \$2 — a 43% savings!

SAVE 50%! Book and tape only \$3.50

The Second Rainbow Book of Adventures

Featuring 24 of the most challenging Adventure games ever compiled. Meet the Beatles and battle the Blue Meanies, find a hidden fortune, or win the heart of a mysterious princess. *Ring Quest*, *Secret Agent Man*, *Dark Castle*, *Curse of Karos* and more!
Book \$6.95, Tape \$6.95 — a 50% savings!

SAVE 57%! Book and tape only \$11.95

The Third Rainbow Book of Adventures

The excitement continues with 19 new Adventures. Discover backstage intrigue at the London Theatre, attempt a daring space rescue, or defeat evil in the year 2091 as a genetic android. *Evil Crypt*, *Spymaster*, *Time Machine*, *The Amulet*, and that's only the beginning!
Book \$6.95, Tape \$6.95, Two-Disk Set \$7.95 — a savings of up to 47%!

SAVE 45%! Book and tape only \$11.95

SAVE 52%! Book and disk only \$12.95

The Rainbow Introductory Guide to Statistics

Dr. Michael Plog and Dr. Norman Stenzel give a solid introduction to the realm of statistical processes and thinking for both the beginner and the professional. (80-column printer required.)
Book \$2.95, Tape or Disk \$2.95 — a savings of 54%!

SAVE 62%! Book and tape or disk only \$4.95

Name _____
Address _____
City _____
State _____ ZIP _____

Payment Enclosed, or Charge to:
 VISA MasterCard American Express

Account Number _____

Card Expiration Date _____

Signature _____

Please send me:

- | | |
|---|---|
| <input type="checkbox"/> The Rainbow Book of Simulations (first) | \$ 9.95 \$ 3.50 |
| <input type="checkbox"/> Rainbow Simulations Tape (first) | \$ 9.95 \$ 3.50 |
| <input type="checkbox"/> First Simulations Package | \$19.90 \$11.95 \$ 6.00 |
| <input type="checkbox"/> The Second Rainbow Book of Simulations | \$ 9.95 \$ 4.95 |
| <input type="checkbox"/> Second Rainbow Simulations Tape | \$ 9.95 \$ 4.95 |
| <input type="checkbox"/> Second Rainbow Simulations Disk | \$10.95 \$ 4.95 |
| <input type="checkbox"/> Second Simulations Package with Tape | \$19.90 \$12.95 \$ 8.95 |
| <input type="checkbox"/> Second Simulations Package with Disk | \$20.90 \$13.95 \$ 8.95 |
| <input type="checkbox"/> The Complete Rainbow Guide to OS-9 | \$19.95 \$16.95 \$12.95 |
| <input type="checkbox"/> Rainbow Guide to OS-9 Disk Set (2 disks) | \$21.90 \$19.95 |
| <input type="checkbox"/> Rainbow Guide to OS-9 Package | \$47.95 \$36.95 \$29.95 |
| <input type="checkbox"/> The Windows & Applications Disk for
The Complete Rainbow Guide
to OS-9 Level II, Vol. I | \$19.95 |
| <input type="checkbox"/> The Rainbow Book of Adventures (first) | \$ 7.95 \$ 3.50 \$ 2.00 |
| <input type="checkbox"/> Rainbow Adventures Tape (first) | \$ 7.95 \$ 3.50 \$ 2.00 |
| <input type="checkbox"/> First Adventure Package | \$15.90 \$ 7.00 \$ 3.50 |
| <input type="checkbox"/> The Second Rainbow Book of Adventures | \$13.95 \$ 6.95 |
| <input type="checkbox"/> Second Rainbow Adventures Tape | \$13.95 \$ 6.95 |
| <input type="checkbox"/> Second Adventure Package | \$27.90 \$17.95 \$11.95 |
| <input type="checkbox"/> The Third Rainbow Book of Adventures | \$11.95 \$ 6.95 |
| <input type="checkbox"/> Third Adventures Tape | \$ 9.95 \$ 6.95 |
| <input type="checkbox"/> Third Adventures Disk Set (2 disks) | \$14.95 \$ 7.95 |
| <input type="checkbox"/> Third Adventure Package with Tape | \$21.90 \$15.95 \$11.95 |
| <input type="checkbox"/> Third Adventure Package with Disk | \$22.90 \$16.95 \$12.95 |
| <input type="checkbox"/> Introductory Guide to Statistics | \$ 6.95 \$ 2.95 |
| <input type="checkbox"/> Guide to Statistics Tape or Disk (indicate choice) | \$ 5.95 \$ 2.95 |
| <input type="checkbox"/> Guide to Statistics Package
(indicate choice of tape or disk) | \$12.90 \$ 9.95 \$ 4.95 |
- Add \$1.50 per book Shipping and Handling in U.S.
Outside U.S., add \$4 per book
Kentucky residents add 5% sales tax
(Allow 6 to 8 weeks for delivery)

Total _____

Mail to: Rainbow Bookshelf, The Falsoft Building, P.O. Box 385, Prospect, KY 40059. To order by phone (credit card orders only) call (800) 847-0309, 8 a.m. to 5 p.m. EST. For other inquiries call (502) 228-4492.

Please note: The tapes and disks offered by The Rainbow Bookshelf are not stand-alone products. That is, they are intended to be an adjunct and complement to the books. Even if you buy the tape or disk, you will still need the appropriate book for loading and operating instructions. OS-9® is a registered trademark of the Microware Systems Corporation.

```

IBM":HDRAW"BM22Ø,44C3L6HR8EL1ØUR
1ØUL1ØER8HL6R2FC8E3":RETURN
92Ø C=14:FOR Y=Y TOY+2Ø:HCIRCLE(X
,Y),25,C,.2,.5,1:C=15:NEXT:HDRAW
"BM=X; ,=Y;C14NL25R25BH2L46":RETU
RN
925 POKEP1,2Ø4:POKEP2,2Ø4:EXECF1
:HDRAW"BM8,32C13R239BD4L239BD2C1
4R239C13":HPAINT(1Ø,98),Ø,14:FOR
X=8TO247STEP1Ø:HDRAW"BM=X; ,29D11
":NEXT:FORK=1TO1ØØ:HSET(RND(238)
+8,RND(61)+37,14):NEXT
93Ø H=Ø:FORK=1TO7:X=RND(1Ø)*2Ø+1
Ø:Y=RND(1Ø)+5Ø:H=1AND(H+1):C=H+8
::HDRAW"BM=X; ,=Y;C=C;U8NF4HL13DR
14DL14DR14DL2ND4L12D4BR2BDU9L6UR
1ØHL8ER5BL2HL7HBR18GL1Ø":NEXT
935 IFR(R)=25THENFORK=15TO225STE
P35:X=K+RND(4):Y=RND(13)+13:HDR
A W"BM=X; ,=Y;XFS$":NEXTELSEHDRAW
L$:IFR(R)=26THENFORK=ØTO8:HCIRCL
E(228,9Ø),K,15,.4:NEXT
94Ø RETURN
945 POKEP1,2Ø4:POKEP2,2Ø4:EXECF1
::HDRAW"XCL$;BM8,78C5R239BDL239B
DC14R1ØØU4ØR3ØU1ØR2ØNF4D1ØR4NU6R
26F4D36L4NU4ØL8ØR139":HPAINT(12Ø
,7Ø),4,14:HPAINT(1Ø,1ØØ),13,14
95Ø HPAINT(16Ø,35),14,14:HPAINT(
19Ø,45),14,14:FORX=114TO178STEP8
:FORY=44TO7ØSTEP4:HLINE(X,Y)-(X+
4,Y+2),PSET,BF:NEXTY,X:HLINE(138
,74)-(154,8Ø),PSET,BF:HDRAW"BM13
8,8ØC13U6R8ND6R8D6CØR34GL31BL2ØL
27HR3ØC2BM143,39U7RD7RU7D3R4DNL4
D3U7RD7RU7C14":RETURN
955 POKEP1,Ø:POKEP2,Ø:EXECF1:HDR
AW"BM8,1Ø2C14U2E1ØU1ØR12ØD1ØF12R
98U22L11ØU66L12ØD66NL1ØD4":HPAIN
T(1Ø,1Ø),4,14:HPAINT(3Ø,5Ø),14,1
4:HPAINT(2Ø,1ØØ),13,14:HDRAW"BM1
9,8ØC13U66R59ND66R59C8D66L12ØC13
U67R122C8D68L122"
96Ø HDRAW"BM68,45C13D1ØRU1ØRD1ØR
U1ØRD1ØRU1ØBR1ØD1ØRU1ØRD1ØRU1ØRD
1ØRU1Ø":FORX=154TO24ØSTEP8:FORY=
84TO96STEP6:C=RND(7):HDRAW"BM=X;
,=Y;C=C;EFGHC2":NEXTY,X
965 IFR=25THENHPRINT(19,4),"WEST
POINT":HPRINT(2Ø,5),"HOSPITAL"E
LSEHPRINT(21,4),"FALSOFT":HPRINT
(22,5),"-WEST":HDRAW"BM198,54C8D
1ØL1ØU1ØR1ØC13EL12D12GU14R14C14D
14L14ER12U12":HPAINT(19Ø,58),2,8
97Ø RETURN
975 POKEP1,187:POKEP2,187:EXECF1
:HDRAW"XCL$;BM8,8ØC14R239U16C4L2
39BU16R239":HPAINT(1Ø,1ØØ),13,14
:FORX=8TO247STEP24:HDRAW"BM=X; ,8
ØC4U4ØEC8FD4ØC11":NEXT
98Ø IFR=126THENGOSUB15Ø:IF(A(R)A

```

```

ND128)<>128THENHDRAW"BM83,79C4U3
2R68D16L68DR68M-68,+15R68NU16M-6
8,-15":HPRINT(11,7),"FALSOFT"
985 RETURN
99Ø POKEP1,187:POKEP2,187:EXECF1
:HDRAW"XCL$;BM8,78C5R239BDL239BD
C14R8ØU4ØNR132L2E1ØR114NM+18,+12
F1ØL2D4ØL6ØU1ØL2ØD1ØL6ØR148NU38R
22"
995 HPAINT(1Ø,1ØØ),13,14:HPAINT(
1ØØ,7Ø),4,14:HPAINT(1ØØ,35),9,14
:HPAINT(22Ø,7Ø),14,14:HPAINT(155
,78),14,14:FORX=93TO213STEP16:FO
RY=44TO66STEP6:HLINE(X,Y)-(X+8,Y
+3),PSET,BF:NEXTY,X:HDRAW"BM138,
8ØC13U1ØR1ØND1ØR1ØD1ØL2ØCØL5ØFR4
6BR26R56EL6ØC2BU5BR2R4GL"
1ØØØ RETURN
1ØØ5 POKEP1,68:POKEP2,2Ø4:EXECF1
:HDRAW"BM8,71C14R239UL239UR239UL
239UR239UL239":HPAINT(1Ø,1ØØ),4,
14
1Ø1Ø FORX=8TO247STEP3Ø:HDRAW"BM=
X; ,1Ø1C14E3Ø":NEXT:HDRAW"BM8,91R
239BU1ØL239":FORX=36TO247STEP6Ø:
FORY=76TO96STEP2Ø:HPAINT(X,Y),12
,14:NEXTY,X:FORX=8TO247STEP58:HP
AINT(X,86),12,14:NEXT:GOSUB155:R
ETURN
1Ø15 POKEP1,2Ø4:POKEP2,2Ø4:EXECF
1:C=11:FORX=ØTO2ØSTEP2Ø:FORY=X+6
ØTOX+81STEP2:HDRAW"BM8,=Y;C=C;R2
39C8":NEXT:C=2:NEXT:HLINE(8,7)-(
247,59),PSET,BF::HDRAW"BM8,78C14
R4ØNU74E18U54R4ØD72R1ØØNU72E18U5
4"
1Ø2Ø HPAINT(1Ø,1Ø),13,14:HPAINT(
12Ø,1Ø),13,14:HPAINT(6Ø,1Ø),14,1
4:HPAINT(21Ø,1Ø),14,14:FORY=12TO
54STEP14:HLINE(12,Y)-(42,Y+1Ø),P
SET,BF:HDRAW"BM12,=Y;C8NR3ØD1ØC4
R3ØU1ØC14":NEXT
1Ø25 HDRAW"BM112,12C14R38D45L38N
U45EC8U43R36C4D43L36BR46R38U43C8
L38D43BGC14R4ØU45L4ØD45BE6R28U15
BU3U15L28D15R28BD3L28D15BEC4U13R
26C8D13L26BU18R26U13C4L26D13CØ":
HLINE(167,38)-(19Ø,49),PSET,BF:H
LINE(167,31)-(19Ø,2Ø),PSET,BF
1Ø3Ø HCOLOR14,Ø:HLINE(117,15)-(1
45,54),PSET,BF:FORY=25TO44STEP19
:FORY=25TO9:HCIRCLE(131,Y),X,4:NE
XTX,Y:HDRAW"BM14Ø,25C4D19LU19":F
ORY=2ØTO38STEP18:FORX=1TO1Ø:HSET
(RND(21)+167,RND(1Ø)+Y,RND(7)):N
EXTX,Y:HDRAW"BM114,65C8R84BD4L84
BD4R84BUC4L84BU4R84BU4L84
1Ø35 RETURN
1Ø4Ø POKEP1,68:POKEP2,68:EXECF1:
FORY=8ØTO1ØØSTEP2:HDRAW"BM8,=Y;C
12R239":NEXT:HDRAW"BM8,1Ø1C14E21

```

NM247,101":HPAINT(10,10),14,14:H
DRAW"C8U73RD73BM162,78U20M+16,+1
D20M-16,-1":HPAINT(164,76),13,8
1045 HDRAW"BU17BR7R4FD5GL5HU5EBD
2BRD3BR3U3BD8D3BL3U3BLBU2GD5FR5E
U5HL5":RETURN

1050 POKEP1,34:POKEP2,34:EXECF1:
HCIRCLE(120,70),70,14,.3:HCIRCLE
(120,70),72,14,.4,0,.5:HCIRCLE(1
20,70),72,14,.9,.5,1:HPAINT(120,
96),13,14:HPAINT(120,10),13,14:H
PAINT(120,70),3,14:HCIRCLE(120,5
0),20,14,.5,.6,.9

1055 HDRAW"BM68,28C14D10L2H2G2L3
R8BR105R2E2F2R3L9U10BM52,72E4F6E
12F6E8F6E8F6E6F6E6F6E6F8E6F8E6F1
2BM184,70G4H6G12H6G8H6G8H6G6H6G6
H6G6H8G6H8G6H12G6":HPAINT(66,32)
,4,14:HPAINT(174,32),4,14:HPAINT
(120,54),4,14:RETURN

1060 POKEP1,68:POKEP2,68:EXECF1:
FORX=61TO101STEP4:HDRAW"BM8,=Y;C
3R239":NEXT:Y=0:FORX=0TO56STEP8:
HLINE(128+X,61)-(128+X+Y,101),PS
ET:HLINE(128-X,61)-(128-X-Y,101)
,PSET:Y=Y+8:NEXT:

1065 FORX=74TO176STEP16:HPAINT(X
,62),3,3:NEXT:FORX=66TO188STEP20
:HPAINT(X,72),3,3:NEXT:FORX=52TO
202STEP24:HPAINT(X,80),3,3:NEXT:
FORX=35TO203STEP28:HPAINT(X,88),
3,3:NEXT:FORX=24TO216STEP32:HPAI
NT(X,96),3,3:NEXT

1070 FORX=80TO188STEP18:HPAINT(X
,68),3,3:NEXT:FORX=72TO204STEP22
:HPAINT(X,76),3,3:NEXT:FORX=58TO
214STEP26:HPAINT(X,84),3,3:NEXT:
FORX=45TO225STEP30:HPAINT(X,92),
3,3:NEXT:FORX=35TO227STEP32:HPAI
NT(X,100),3,3:NEXT

1075 HDRAW"BM8,60C14R239":HCIRCL
E(128,101),100,14,.4,.5,1:HPAINT
(10,70),15,14:HPAINT(10,10),8,14
:FORX=8TO246STEP4:HDRAW"BM=X;7C
1D45":NEXT:HDRAW"BM247,60C0L239U
2R239U2L239U2R239U2NL239C14U20L1
0G8R18D20L18NU20BL50E8U20NG8T.179
D8NR171D20R171U20"

1080 HPAINT(10,50),10,14:HPAINT(
240,50),10,14:HPAINT(182,50),9,1
4:HPAINT(10,35),0,14:HPAINT(240,
35),0,14:HDRAW"BM78,36C13U29R40D
25G4NL36U10NL36U4NL36U15":HPAINT
(80,32),13,13:HPAINT(116,32),14,
13:HPAINT(80,10),3,13:HDRAW"BM84
,14C4F4R4E8R4F4DH4L4G8L4H

1085 C=0:FORX=84TO104STEP10:HCOL
ORC,0:HLINE(X,23)-(X+6,25),PSET,
BF:C=C+1:NEXT:RETURN

1090 POKEP1,0:POKEP2,0:EXECF1:HD
RAW"BM58,80C14F6R128E6U58H6L128G

Coco Graphics Designer Only \$29.95

The Coco Graphics Designer pro-
duces beautiful Greeting Cards,
Banners, and Signs for holidays,
birthdays and other occasions.

The program features picture,
border, and character font editors,
so that you can modify or expand
the already built in libraries. Plus
a special "grabber" utility is in-
cluded to capture areas of high
resolution screens for your picture
library.

100/105/110/130/430 CGP220,
many Okidata (check with Ze-
bra), Seikosha GP100/250, Gori-
la Banana, Legend 808.

#C323 Coco Graphics Designer

Picture Disk #1

This supplementary picture li-
brary diskette contains over one
hundred additional pictures.

#C333 Picture Disk #1 \$14.95

Colored Paper Packs

150 sheets (50 each red, yellow,
blue) with 60 matching enve-
lopes. Perfect for making your
productions outstanding.

#C274 Paper Pack \$19.95

Requirements: a Coco I, II or III
with at least 32K, one disk drive,
BASIC 1.0/1.1, ADOS 1.0/1.1 or
JDOS. Printers supported in-
clude: Epson RX/FX, Gemini 10X,
SG10, NX10, C-Itoh 8510, DMP



It's fun making your own Greeting Cards, Signs, and Banners with Ze-
bra's Coco Graphics Designer.

WICO TRACKBALL Only \$29.95

Order Cat#TBRS01
(Originally \$69.95)



WICO designed these trackballs
specifically for the Radio Shack
Color Computer joystick port.

WICO is the largest designer
and manufacturer of control de-
vices for commercial arcade vid-
eo games. If you've ever played
an arcade video game, chances
are you've used a WICO joystick
or trackball and experienced its
superior control, pinpoint firing
accuracy, and exceptional dura-
bility.

Includes one-year limited

warranty. Phoenix ball offers
360-degree movement. Two opti-
cal encoders provide split-second
response. Quick-action fire but-
ton for smooth, two handed arc-
ade response and feel. Long 5"
computer connection. Heavy duty
plastic case for long hard use.
Compatible with all color comput-
er models.

We also have trackballs for
Atari, Atari ST, Commodore 64,
Amiga, Macintosh, Apple II/IIc,
and TI99/4A computers.

Ordering Instructions: All or-
ders add \$3.00 Shipping & Han-
dling. UPS COD add \$3.00. VI-
SA/MC Accepted. NY residents
add sales tax.

Zebra Systems, Inc.


78-06 Jamaica Avenue
Woodhaven, NY 11421
(718) 296-2385

NEW DISK DRIVES

Starting at

89⁹⁵

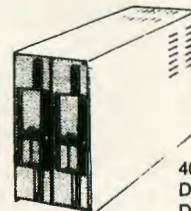
with case &
Power Supply
129.95



TANDON MPI TEAC

Speed 6ms tk to tk and up
Capacity 250k unformatted
Tracks 40
Warranty *now 1 Year*

New Low Price!



40 Tks 6Ms
Double Sided
Double Density

40 or 80 Tracks
1/2 Hght. Teac/Panasonic

SATISFACTION GUARANTEED!!

ALL DRIVES FULLY TESTED AND WARRANTED

We carry only the finest quality disk drives
no seconds • no surplus



Free Software for Drive 0 Systems

CoCo Checker...Test roms, rams, disk drives and & controller printer, keyboard cassette & more.
Tape/Disk Utility...Transfers disk to tape and tape to disk.

169⁹⁵ Drive 0

- Full Ht Drive
- Single Case
- Heavy Duty Power Supply
- 2 Drive Cable
- Gold plated contacts
- Controller & manuals

189⁹⁵ Drive 0

- Double Sided Slim Line Drive
- Case holds 2 slim line drives
- Heavy Duty Power Supply
- 2 Drive Cable
- Gold plated contacts
- Controller & Manuals

289⁹⁵ Drive 0 & 1

- 2 Double Sided Slim Line Drive
- Case holds 2 slim line drives
- Heavy Duty Power Supply
- 2 Drive Cable
- Gold plated contacts
- Controller & Manuals

Other Drive Specials

Drives cleaned, aligned & tested, **29⁹⁵**

119⁹⁵

2nd Drive
for new Radio Shack
includes:

- Slim Line DS/DD Drive
- Cabling & Instructions
- Mounting Hardware

Full Ht. Drive	89⁹⁵
Full Ht Drive Ps/Case.....	129⁹⁵
Slim Line Drive.....	99⁹⁵
Slim Line Drive Ps/Case...	139⁹⁵
2 Slim Drives Ps/Case	239⁹⁵
Disk Controller	59⁹⁵

Single Ps & Case	44⁹⁵
Dual 1/2ht Ps & Case	54⁹⁵
Dual Full Ht. Ps & Case	79⁹⁵
Disk Controller	59⁹⁵
10 Diskettes with free library case	9⁹⁵

Dealer Inquiries Invited

617-278-6555




TRUE DATA PRODUCTS

9 South Main Street
Uxbridge, MA 01569
617-278-6555

Hours: Mon.-Sat., 9-6 (EST)

We welcome

- Visa/Mastercard 
- Checks (allow 2 weeks for clearing)
- C.O.D. Add \$2.

Call us today! **617-278-6555**

Order Toll Free **1-800-635-0300**

Software Included

- Pc-Write word processor
- Pc-Calc Spreadsheet
- Pc-File Database
- Print Spooler
- Ram Disk
- Runs all popular software



IBM XT COMPATIBLE

Complete
system


only **699⁹⁵**

Hardware Included

- 4.77 mhz and 8mhz Turbo
- 360k Floppy Disk Drive
- Monochrome or Color Card
- At style Case w/pwr light & key
- Game, Printer and Serial Port
- Real Time Clock
- 150 watt power supply
- 640k memory
- At keyboard optional expanded
- Monochrome Monitor
- Optional Hard Disk Drive

stair PRINTERS


PRINTER CABLES AND
INTERFACES AVAILABLE
Call for current pricing



NX10 (New 120CPS NLQ 80 col.) **199⁹⁵**

NX15 (New 120CPS NLQ 132 col.) **349⁹⁵**

PANASONIC PRINTER
1080I (New 120CPS NLQ 80 col.) **179⁹⁵**



Serial to Parallel Interface for Color Computer I, II, III

- 300-19,200 BAUD rates
 - External to printer — No AC plugs
 - Built in modem/printer switch —
- No need for Y-cables or plugging/
unplugging cables
- only **54⁹⁵**
Power supply + 5.00

64K Upgrades **19⁹⁵**

Video Driver **29⁹⁵**

Enables your CoCo to operate with a video monitor
instead of a television!

Screen Dump Program **19⁹⁵**

The best screen dump program for the Epson &
Star printers ever!! Have the option of standard
images reverse w/regular or double sized pictures.

Dealer Inquiries invited
617-278-6555

Complete Packages

1080I **229⁹⁵** NX10 **259⁹⁵**

includes:

- Panasonic 1080I Printer
- Interface
- Screen Dump Program
- Star NX10 Printer
- Interface
- Screen Dump Program



TRUE DATA PRODUCTS

9 South Main Street
Uxbridge, MA 01569
617-278-6555



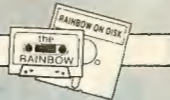
Call us today! 617-278-6555

Order Toll Free 1-800-635-0300

```

6D58":HPAINT(62,8Ø),13,14:GOSUB2
1Ø
1Ø95 HCOLOR8,Ø:HPRINT(1Ø,3),"RAI
NBOW CARD":HPRINT(9,9),"Member:
L. Falk":HPRINT(4,11),"Press But
ton to Continue":GOSUB17Ø:JX=XJ:
JY=YJ:CD=Ø
11ØØ IFBUTTON(BU)THEN25ELSE11ØØ
11Ø5 POKEP1,136:POKEP2,136:EXECF
1:R$="TOTAL DARKNESS":GOTO8Ø
111Ø HSCREEN2:HCLS13
1115 HDRAW"C8BR1ØBU2L6C3HR8EL1ØC
8HR12E12LG12":RETURN:'CLUB
112Ø HDRAW"C8BR15BU2R8UL8ER6UL6E
R4UL4M-3,-1R1ØUC3L1ØC8UL12UR22DL
1ØU2R4":RETURN:'GUN
1125 HDRAW"C8NE16RE16D4L1ØU4F16U
H15":RETURN:'WIRE CUTTER
113Ø HDRAW"C8BU8BR2E4F4G4H4RE3F3
G3H3R2ØD3LU2L4D2LU2L4D2LU2L2":RE
TURN:'KEY
1135 HDRAW"BU6BR6C1ØR12EL14HR16B
EC3L18BHC8R2ØUL2ØBEC1R18BHC1ØL16
ER14HL12":RETURN:'BURGER
114Ø FORK=1TO6:HCIRCLE(OX+12,OY-
1Ø),K,14:NEXT:RETURN:'SILVER DOL
LAR
1145 HDRAW"C4BE1ØR6HL4ER2H":RETU
RN:'TOOTH
115Ø HDRAW"C4BR7BU6C4R1ØUL1ØUR1Ø
UL1ØUR1ØUL1ØERBR6RC8BD3L2BL5NUNR
NDNL":RETURN:'BATTERY
1155 HDRAW"BE4C1R14UL14UR14UL14U
R14UL14UR14UL14UC9R16UNL12UNL8D1
ØLU4NL14U5":RETURN:'CAKE
116Ø HDRAW"C4BU8BR4R2EL4ER18FL4F
R2BU2BHL16HR18EL4ER2BL16L2GR4":R
ETURN:'BONE
1165 HDRAW"C3BR3U15RD15RU15RD15R
U15RD15RU15RD15RU15RD15RU15ND15B
LC8U2E2LG2D2BD7HLGLUR":RETURN:'G
AS
117Ø HDRAW"C4BE4R16UL16UR16UL16U
R16UL16UR16UL16UR16UL16UR16UL16C
8F8E8L16D12R16U12":RETURN:'LETTE
R
1175 HDRAW"C8BR13U6L2D6RU6L6U6ED
7RU8ED9RU1ØED11RU12FD11RU1ØFD9RU
8FD7RU6":RETURN:'SHOVEL
118Ø HDRAW"C4BR8BU6R1ØEL12UR12UL
12UR12HL1ØD2C14DEFREBR2DERF":RET
URN:'CARD
1185 HDRAW"C8BR3BU6F2G2U4D2R5EF2
E2F2E2F2ER2":RETURN:'DRILL
119Ø IFOY=186THENRETURNELSEHDRAW
"BM216,1ØØC11BR2U1ØR1ØBD2D8NL1ØM
+13,-8U8NM-13,+6L1ØNM-13,+6U8M-1
3,+6D8HU6GD4":HPAINT(221,98),9,1
1:HPAINT(225,88),1,11:HPAINT(225
,82),3,11:RETURN:'TREASURE
1195 HDRAW"C2BE4BR4U8RD8RU8RD8RU
8RD8RU8D3E2RFD4L4":RETURN:'CUP
12ØØ HDRAW"C8BU9BR3R7DL7DR7DL7DR
7L4U2G5D13G9RE8U13E5RG5D13G9":RE
TURN
12Ø5 FORY=8ØTO1ØØSTEP2Ø:FORX=8TO
233STEP25:HDRAW"BM=X; ,=Y;C8R25U2
ØL25D2Ø":NEXTX,Y
121Ø RESTORE:BU=PEEK(F1+88):JH=B
U:JV=JH+1:PR=Ø
1215 CL$="BM2Ø,1ØC4R4ØBDBL8L4ØBD
BR4R4ØBDBL3C13L3ØBR3ØBD4R3ØC4BEL
4ØBUBR2ØR3ØBEL35BR7ØBUR4ØBDBL1ØL
4ØBDBR5C13R14BR4ØBD2R14BUBR1ØC4L
4ØBUBR1ØR4ØBUBR4L4Ø":FS$="C13R8B
EC4RL12HLR16BEC3RL2ØRBEC4R16LHL1
2RBEC13R8
122Ø FORK=1TO34:READR$(K):NEXT:D
ATASubway,City Street,Pizza Hut
Entrance,Pizza Hut,McDonald's
Entrance,McDonalds,Locksmith Ent
rance,Locksmith Shop,Gunshop Ent
rance,Gunshop,Golf Course,Ocean,
Sharks!,Beach,Chain Fence,Carniv
al,Shooting Gallery
1225 DATATunnel,Graveyard,Pastur
e,Iron Fence,Iron Gate,Falsoft P
arking Lot,Falsoft West Bldg.,Pa
sture,Pasture,Hospital Parking L
ot,Hospital Entrance,Hall,Comput
er Room,Corner,Battle Ground,Bea
ch,Ocean
123Ø X=1:FORK=F1+252TOF1+65ØSTEP
2:R(X)=PEEK(K):A(X)=PEEK(K+1):X=
X+1:NEXT
1235 D(Ø)=8:D(1)=4:D(2)=2:D(3)=1
:FORK=ØTO4:V(K)=-1:NEXT
124Ø FORK=ØTO29:READO$(K),O(K):N
EXT
1245 DATAQuarter Pounder,2Ø,Lase
r Gun,6Ø,Femur Bone,161,Golf Clu
b,12Ø,Chocolate Cake,48,Cup of C
offee,48,PLUG,43,Shark's Tooth,1
58,Wire Cutters,173
125Ø DATAShovel,132,Key,4Ø,Plast
ic Card,19Ø,Silver Dollar,1Ø8,Dr
ill,1Ø,Letter,24,Gas,27,Gas,8Ø,G
as,2ØØ,Gas,192,Gas,171,Gas,181,G
as,61,Gas,88,Battery,76,Battery,
159,Battery,148,Battery,1Ø1,Batt
ery,86,Battery,111,Battery,47
1255 FORK=3ØTO35:O(K)=Ø:NEXT
126Ø R=51:X=314:Y=4:JX=X:JY=Y:RE
TURN

```

Castle of Death

16K
Best
of Show

By Chinarut Ruangchotvit

You've heard stories throughout the village that there are jewels hidden in a nearby castle. Supposedly, the jewels are the famous South American Crown jewels that were lost years ago. According to legend, a lost king found the castle in the forest just beyond the village and decided to take shelter there. He never left and eventually died peacefully with his precious stones.

You quickly decide you must find the castle and the jewels. As the stories go, many others have gone before you, yet not one of them has ever returned. The jewels might already have been found. Also, some danger obviously exists, but it is a chance you feel you must take. After all, you are strong and wise. You have every confidence you can find the treasure.

After weeks of searching the forest, you finally stumble across a large fortress of a castle. All that remains is to find the jewels hidden inside. Or is it?

Loading and Playing

The Castle of Death is a text Adventure that will run on any CoCo with Extended Color BASIC. Due to memory limitations, in order to play the game on a 16K machine you must use a cassette-based system and enter `POKE 25, 6:NEW` before loading. This will clear enough memory for the program.

If you have 32K of memory or more, you don't need to enter this command.


The Castle of Death involves a maze of rooms. Because of the nature of this Adventure, it would be very wise to map your progress through the castle.

To move from room to room through the passageways, use the commands

Chinarut Ruangchotvit is 14 years old and lives in Ramsey, New Jersey. He has been programming on the Color Computer for the past three years.

Save \$200 on Magnavox Monitors Magnavox 8CM643 RGB Analog only \$385!!

MONITORS



1230A 12"

This 12" green screen high resolution monitor offers 80 column capability, Zenith quality and a 90-day warranty valid at any of Zenith's 1200 locations.

Retail \$199
Our price **\$125**
(\$7 shipping) **BRAND NEW**

All monitors require an amplifier circuit to drive the monitor and are mounted inside the color computer. They attach with spring connectors with two wires extending out of the computer, one for audio and one for video. CoCo 3 does not require an amplifier circuit.

VA-1 for monochrome monitors only, fits all color computers

(\$2 shipping) **\$24.45**

VC-4 for monochrome or color, fits all color computers
(\$2 shipping) **\$39.45**

MAGNAVOX

CM 8505 has analog RGB and TTL RGB and composite color input. Built in speaker. 13" screen with 390 dots x 240 resolution in RGB mode. Plus 1 year parts & labor warranty.

reg. list \$299

SAVE \$79

\$220

+ \$14 Shipping



MAGNAVOX 7622

12" Amber Screen offers 900 dots x 350 lines resolution at 20 MHz on a dark glass anti-glare CRT with built-in audio and 1 year warranty.

(\$7 shipping) **\$88**

MAGNAVOX

8 CM 515 has analog RGB for CoCo 3, TTL RGB for Tandy 1000 or IBM PC's, and composite color for CoCo 2 and 3. Built-in speaker. 14" screen with 640 dot x 240 line resolution. Plus 2 years parts and labor warranty.

reg. list \$499

SAVE \$200

\$298


+ \$14 Shipping



CC-3 Magnavox RGB cable.

only **\$19.95** with Magnavox Monitor order.
\$29.95 w/o monitor.

DISK CONTROLLER



Includes controller and C-DOS 4.0 ROM Chip. **DISTO**

\$98 DC-3 **A**

\$2 shipping on all DISTO products

ADD-ON BOARDS

DC-38 includes 80 column capacity, parallel printer, real time clock, and all software **\$138**

DC-256 256K RAM Board includes software to access all RAM **\$90**

DC512 512K RAM Board with software **\$125**

DC-3C Clock Calendar and parallel printer port **\$40** **C**

DC-3P Mini Eprom programmer includes all software to program 2764 or 27128 chips **B \$55**

2764 8K Eprom 28 pin **\$850** each

27128 16K Eprom 28 pin **\$850** each

1 **FREE** Eprom w/DC-3P order effective thru 12/15/87

C-DOS 3 28 pin Eprom makes Disto controller compatible with CoCo 3 **\$20**

SOFTWARE SPECIALS

Payrol/BAS™ (\$2 shipping)

- Nonprotected basic is modifiable
- Tax tables built in for automatic federal calculation
- Custom code for each state (\$25 option)
- 4 pay periods
- 7 deductions
- Prints checks
- 100 employees
- 30 ledger numbers for checks other than payroll
- Check register includes monthly or weekly federal deposit amount
- Enter, update, delete employees, company and check information
- Print payroll and nonpayroll checks

Payrol/BAS™
30 Day Trial

\$29.95

VIP LIBRARY

Softlaw's integrated package includes VIP Writer Terminal Data Base, Calc and Disk Zap which can fix a diskette that is giving I/O errors

\$125 reg. \$149 (\$2 shipping)


DRIVE 0 + . Howards Drive 0 gives you a DD-3 MPI drive, a CA-1 cable and a J&M DC-4 Disk Controller for only. Double sided double density 360K

\$178.45

(\$5 shipping)

Add \$34 for a Disto DC-3.

Double sided
Double density
360K



GUARANTEE

Howard Medical's 30-day guarantee is meant to eliminate the uncertainty of dealing with a company through the mail. Once you receive our hardware, try it out; test it for compatibility. If you're not happy with it for any reason, return it in 30 days and we'll give you your money back (less shipping.)

Shipping charges are for 48 states.

APO, Canada and Puerto Rico orders are higher.

MEMORY

Memory for CoCo 3 PC memory board plugs into the spare slots inside the computer and is populated with 256K ram chips. Completely solderless with complete easy to install instructions.

\$89.95

PC Memory board without RAM **\$49.50**

Software spooler and RAM disk for lightning quick response or no disk swapping drive backup for 1 drive system and printer spooler to free computer during long listings.

For CoCo 3 with 512K RAM **\$19.45**
(\$2 shipping on Memory products)

WE REPAIR


DISK DRIVES

MONITORS

CONTROLLERS

Send them UPS prepaid to Howard Medical with your daytime telephone number and we will call with a cost to repair.

Howard Medical Computers 1690 N. Elston Chicago, IL 60622



ORDERS

(800) 443-1444

INQUIRIES AND ORDER STATUS

(312) 278-1440

Showroom Hours:
8:00 - 5:00 Mon. - Fri.
10:00 - 3:00 Sat.

WE ACCEPT: VISA • MASTERCARD • AMERICAN EXPRESS
C.O.D. OR CHECKS • SCHOOL PO'S

The Biggest
The Best
The Indispensable

The RAINBOW

THE COLOR COMPUTER MONTHLY MAGAZINE

THE RAINBOW is the biggest, best, brightest and most comprehensive publication a happy CoCo ever had! **THE RAINBOW** features more programs, more information and more in-depth treatment of the Tandy Color Computer than any other source.

A monthly issue contains nearly 200 pages and up to two dozen programs, 14 regular columns and as many as 12 new product reviews. And advertisements: **THE RAINBOW** is known as *the* medium for advertisers — which means every month it has a wealth of information unavailable anywhere else about new products! Hundreds of programs are advertised in its pages each month.

Every single issue of **THE RAINBOW** covers the wide spectrum of interests in the Tandy Color Computer — from beginners' tutorials and arcade games to telecommunications and business and finance programs. Helpful utilities and do-it-yourself hardware projects make it easy and fun to expand your CoCo's capabilities. And, monthly reviews by independent reader reviewers take the guesswork out of buying new software and hardware products.

Join the tens of thousands who have found **THE RAINBOW** to be an absolute necessity for their CoCo. With all this going for it, is it surprising that more than 90 percent of **THE RAINBOW** subscribers renew their subscriptions? We're willing to bet that, a year from now, you'll be doing the same.

Rainbow On Tape & Rainbow On Disk!


— great ways to bring **THE RAINBOW** into your life. Each month, all you do is pop the tape into your cassette player or the disk into your drive. No more lost weekends. As soon as you read an article about a program in **THE RAINBOW**, it's ready to load and run. No work. No wait.

Just think how your software library will grow. With your first year's subscription, you'll get almost 250 new programs: games, utilities, business programs, home applications. And, with **RAINBOW ON DISK**, you'll also get all the OS-9 programs.

RAINBOW ON TAPE and **RAINBOW ON DISK** — they're the "meat" of **THE RAINBOW** at a price that's "small potatoes." And now you even have a choice about how it should be served up to you.

To get your first heaping helping, just fill out and return the attached reply card. No postage necessary.

NO POSTAGE
NECESSARY
IF MAILED
IN THE
UNITED STATES




BUSINESS REPLY CARD
FIRST CLASS PERMIT NO. 1 PROSPECT, KY

POSTAGE WILL BE PAID BY ADDRESSEE

RAINBOW
The
THE COLOR COMPUTER MONTHLY MAGAZINE

**The Falsoft Building
P.O. Box 385
Prospect, KY 40059-0385**

NO POSTAGE
NECESSARY
IF MAILED
IN THE
UNITED STATES



BUSINESS REPLY CARD
FIRST CLASS PERMIT NO. 1 PROSPECT, KY

POSTAGE WILL BE PAID BY ADDRESSEE

RAINBOW
The
THE COLOR COMPUTER MONTHLY MAGAZINE

**The Falsoft Building
P.O. Box 385
Prospect, KY 40059-0385**

Use our 800 number!

For credit card orders, you may want to phone in your subscription. Our *credit card order* number is (800) 847-0309, 8 a.m. to 5 p.m. EST. All other inquiries please call (502) 228-4492.

We accept VISA, MasterCard and American Express.

Subscriptions to **THE RAINBOW** are \$31 a year in the United States. Canadian rate is \$38 (U.S. funds only). Surface rate elsewhere is \$68 (U.S.). Airmail is \$103 (U.S.). All subscriptions begin with the current issue. Please allow 6 to 8 weeks for the first copy. Kentucky residents add 5% sales tax.

In order to hold down non-editorial costs, we do not bill.

Our 800 number is also good for ordering RAINBOW ON TAPE or RAINBOW ON DISK!

Just call (800) 847-0309 anytime from 8 a.m. to 5 p.m. EST. *Credit card orders only.* Subscriptions to **RAINBOW ON TAPE** are \$80 a year in the United States, \$90 (U.S. funds) in Canada and \$105 (U.S.) in all other countries.

RAINBOW ON DISK is \$99 a year in the United States, \$115 (U.S.) in Canada and \$130 (U.S.) in all other countries.

Individual issues of **RAINBOW ON TAPE** are \$10 in the U.S., \$12 (U.S.) in Canada and all other countries. Individual issues of **RAINBOW ON DISK** are \$12 in the U.S., \$14 (U.S.) in Canada, and \$16 (U.S.) in all other countries. Kentucky residents please add 5% sales tax.

RAINBOW ON TAPE and **RAINBOW ON DISK** are not stand-alone products; you need the magazine for loading and operating instructions and the necessary documentation. **THE RAINBOW** magazine is a separate purchase.

Send Me Rainbow Magazine!

Here's your chance to have a Pot O' Gold full of programs, articles and information about CoCo every month of the year!

As the premier magazine for the Tandy Color Computer, **THE RAINBOW** has more of everything — and greater variety, too. Do yourself and your CoCo a favor and subscribe to **THE RAINBOW** today!

YES! Sign me up for a year (12 issues) of **THE RAINBOW**.

NEW **RENEW** (attach label)

Name _____

Address _____

City _____ State _____ ZIP _____

Payment Enclosed (payment must accompany order)

Charge: VISA MasterCard American Express

Account Number _____

Signature _____ Card Expiration Date _____

Give Your Fingers A Break!

YES! Sign me up: **NEW** **RENEW** (attach label)

RAINBOW ON TAPE

RAINBOW ON DISK

(Available beginning with the October 1986 issue)

A Full Year Single Issue (specify month & year) _____

Name _____

Address _____

City _____ State _____ ZIP _____

Payment Enclosed (payment must accompany order)

Charge: VISA MasterCard American Express

Account Number _____

Signature _____ Card Expiration Date _____

VIP Writer III

WORD PROCESSOR • SPELLING CHECKER • PRINT SPOOLER

"...Nearly every feature and option possible to implement on the Color Computer. The design of the program is excellent; the programming is flawless." --The RAINBOW OCTOBER 1983
That's what they said about VIP Writer. Wait until they review VIP Writer III! We've added even more features and options to make the VIP Writer III the BEST word processor for the CoCo 3!

SCREEN DISPLAY OPTIONS

VIP Writer III has a screen of 32, 40, 64 or 80 characters wide by 24 lines using the CoCo 3's hardware display with actual lower case letters. You can choose foreground and background colors from up to 64 different hues. Color can be turned ON or OFF for the best possible display using a color or monochrome monitor or TV set. VIP Writer III has a built in on-line context sensitive help facility which displays command usage in easy to read colored windows. VIP Writer III also runs at double clock speed!

TEXT FILE STORAGE

There is a 48K text buffer and disk or cassette file linking allowing virtually unlimited text space. In addition, there is a 48K print spooler to allow you to print one document while editing another.

EDITING FEATURES

VIP Writer III has a full featured screen editor which can be used to edit text with lines up to 240 characters long with or without automatic word wrap around. You can select type-over mode or insert mode. There is even an OOPS command to recall a cleared text buffer. Other editing features include: Type-ahead, typamatic key repeat and key beep for flawless text entry, end of line bell, full four way cursor control with scrolling, top of textfile, bottom of textfile, page up, page down, top of screen, bottom of screen, beginning of line, end of line, left one word, right one word, DELETE character, to beginning or end of line, word to the left or right, or entire line, INSERT character or line, LOCATE and/or CHANGE or DELETE single or multiple occurrence using wildcards, BLOCK copy, move or delete with up to TEN simultaneous block manipulations, TAB key and programmable tab stops, three PROGRAMMABLE FUNCTIONS to perform tasks such as auto column creation and disk file linking for continuous printing.

TEXT FORMATTING

VIP Writer III automatically formats your text for you or allows you to format your text in any way you wish. You can change the top, bottom, left or right margin and page length. You can set your text flush left, center or flush right. You can turn right hand justification on or off. You can have headers, footers page numbers and TWO auxiliary lines which can appear on odd, even or all pages. You can also select the line on which they appear! You can even change the line spacing! All of these format parameters can be altered ANYWHERE within your text file.

TEXT FILE COMPATIBILITY

VIP Writer III creates ASCII text files which are compatible with all other VIP Programs as well as other programs which use ASCII file format. You can use VIP Writer III to create BASIC, assembly, PASCAL or C files. VIP Writer III also allows you to save and load files using DISK or CASSETTE in the case of an emergency. You can even read disk directories, display free space on a disk and kill disk files.

SD Enterprises

P.O. Box 1233, Gresham, OR. 97030
Ph. (503) 663-2865

PREVIEW PRINT WINDOW

The VIP Writer III features an EXCLUSIVE format window which allows you to preview your document BEFORE SENDING IT TO YOUR PRINTER! You are able to see margins, page breaks, orphan lines etc. This feature makes hyphenation a snap!

PRINTING

VIP Writer III supports most any printer serial or parallel using the parallel interface described in Nov-Dec. '87 RAINBOW magazine, or an external serial to parallel interface, and gives you the ability to select baud rates from 110 to 9600. You are able to imbed printer control codes anywhere in your text file EVEN WITHIN JUSTIFIED TEXT! VIP Writer III also has twenty PROGRAMMABLE PRINTER SEQUENCES which allow you to easily control all of your printers capabilities such as underline, bold, italics, superscript and subscript using simple keystrokes. Additional printer features include: single sheet pause, print pause, word length and line feed selection.

PRINT SPOOLING

VIP Writer III incorporates a built in print spooler which allows you to print one document WHILE you are editing another. You no longer have to wait until your printer is done printing before starting another job!

DOCUMENTATION

VIP Writer III is supplied with a 125 page instruction manual which includes a tutorial, glossary of terms and a complete index. The manual is well written and includes many examples to aid in understanding and application.

SPELLING CHECKER

VIP Writer III includes VIP Speller for NO ADDITIONAL COST! VIP Speller automatically checks text files for words to be corrected, marked for special attention or even added to the dictionary. You can even view the misspelled word in context! VIP Speller comes with a specially edited 50,000 word dictionary, and words can be added to or deleted from the dictionary or you can create one of your own.

THE ORIGINAL VIP WRITER

VIP Writer is also available for CoCo 1 and 2 owners and has all the features found in the VIP Writer III including VIP Speller except for the following: The screen display is 32, 51, 64 or 85 columns by 21 or 24 rows. Colors other than green, black or white are not supported. Help is not presented in colored windows. Double clock speed is not supported. Parallel printer interface is not supported. Printer spooler is not available. Even so, the VIP Writer is a CoCo 1 or 2 owners best choice in word processors.

VIP Writer III	Disk	\$79.95
VIP Writer	Disk	\$69.95
VIP Speller	Disk	\$34.95

Please add \$3.00 for shipping and handling. COD orders add an additional \$2.00. Personal checks allow 3 weeks for delivery. All orders shipped the same day.

UP, DOWN, LEFT and RIGHT. Obviously, there is more than one floor to this castle. When referring to a door or window, you must specify its location. For example, to open a door on your left enter OPEN LEFT DOOR. Any time you open a door or window, you automatically go through it to the next room.

When the Adventure starts, you will have 40 strength points. If, during the course of your travels, your strength should drop to zero, you will lose one of your two "lives." (You are given a second chance.)

Many dangers lurk within the walls of the castle. You will have to fight many foes. Upon entering a room that con-

tains an enemy, you will be forced to fight at least one round (a round consists of each combatant having one turn to hit the other). After each round, you will be given the option of continuing the fight or trying to escape. Make your decision carefully as some foes carry objects of great importance to your success. If you don't try to escape, the fight will continue until one of the combatants dies.

As you travel through the castle, be sure to use the SEARCH command to find any objects hidden in a particular room. Of course, many rooms will not contain any such items.

The STATUS command is used to determine your general condition and

keep track of your current possessions. Enter SCORE to get a report on the number of moves you have made.

To save a game in progress, enter SAVE, then follow the prompts. When prompted for a filename, make sure your tape or disk is ready before pressing ENTER. The LOAD command works in the same manner.

One final word: *The Castle of Death* can be solved many different ways. The object is to complete the Adventure in as few moves as possible. Good Luck!

(Questions or comments concerning this program may be directed to the author at 242 Davidson Avenue, Ramsey, NJ 07446. Please enclose an SASE when writing for a response.) □

90109	74557
21010	880137
370239	108054
47073	2040175
49525	5300233
506128	564092
530179	700099
548213	END207

The listing: CASTLE

```

0 GOTO20
1 FORX=1TO3000:NEXT:RETURN
2 A$=INKEY$:IFA$=""THEN2
3 PLAY"T2O1L8B":RETURN
4 PRINT"IT HITS YOU FOR"X"UNITS
OF      DAMAGE":HP=HP-X:PLAYD$:
RETURN
5 GOSUB1:GOTO200
6 PRINT"BUT LUCKILY IT MISSES":G
OTO3000
7 PLAY"T2L4P2O3CP96CL3FL4P24CFAP
64CFAP64CFAFAO4CO3AFCP64CP96CL3F
":RETURN
8 PRINT"EXCUSE ME BUT I DON'T HA
VE THAT "A$" IN MY VOCABULARY":G
OTO410
9 PRINT"THAT IS NOT POSSIBLE":GO
TO410
10 FORX=1TO1200:NEXT:RETURN
11 PRINT"PLEASE INDICATE WHICH "
A$:GOTO410
20 CLEAR300:CLS3:PRINT@72,"C A S
T L E O F";:PRINT@140,"D E A T
H";:PRINT@226,"BY:"::PRINT@295,
"CHINARUT";:PRINT@363,"RUANGCHOT
VIT";
50 HP=40:DIM DL(67),DR(67),B(67)
,R(67),LU(67),LD(67),E(67),M(67)
,P(67),WR(67),WL(67),A(67),O(69)

```

```

90 FORX=8TO55:READDL(X):NEXT:FOR
X=7TO54:READDR(X):NEXT:FORX=2TO6
3:READB(X):NEXT:FORX=2TO9:READR(
X):NEXT:R(20)=1:FORX=28TO33:READ
R(X):NEXT:R(43)=1:R(55)=1:R(59)=
1
150 FORX=3TO55:READLU(X):NEXT:FO
RX=14TO66:READLD(X):NEXT:FORX=57
TO66:READWR(X):NEXT:FORX=57TO64:
READWL(X):NEXT
175 E(5)=1:E(24)=1:E(26)=1:E(35)
=1:A(2)=1:A(9)=1:A(19)=1:A(28)=1
:P(2)=1:P(13)=1:P(15)=1:P(17)=1:
P(21)=1:P(31)=1:P(26)=1:P(38)=1:
P(44)=1:P(50)=1:FORX=5TO57:READM
(X):NEXT
181 VL$="DROGETLOOPEPULPUSUP DO
WGO LEFRIGSAVLOADRISCORAI":NL$="
TRALEFRIGROPBUTSIDELEDOOWINGA
TPASLADSKESPEBROPOTKEYJEWEMD
185 F$="YOU FIND ":M$="A MEDALLI
ON":T$="A BROADSWORD":X$="A MAGI
CAL SPEAR":W$="A GOLDEN KEY":Z$="
"WHEN YOU RAISE THE KEY,A ":Y$="
MAGICALLY ":L$=" ON THE LEFT":R
$=" ON THE RIGHT":G$="A LADDER G
OING ":S$=STRING$(32,175):R=2:ML
=2:D$="T2L4O1DDD
200 IFR=1THEN5200
210 IFR=12ORR=23ORR=34ORR=45ORR=
56THEN5300
211 IFHP<=0THENQ=1:GOTO932
215 IFR=11ORR=47ORR=53THEN4000
220 IFG=1THEN240
230 IFM(R)=1THEN600
240 G=0:SI=0:PL=0:PR=0
250 CLS:PRINT"I SEE:",,S$
260 IF(RO=1ANDR=2)ORR=3THENPRINT
"A TRAP DOOR
265 IFR=67THENPRINT"JEWELS",,"A
SKELETON
270 IFDL(R)=1THENPRINT"A DOOR"L$

```

NEW FROM ARK ROYAL!

NEW	Pro Football: Strategy Gridiron game (CC3 128K HR B)	\$20
NEW	Okinawa: The Big Invasion (CC64K D HR ML)	\$27
NEW	Blitzkrieg West: A Bigger Bulge (CC64K D HR ML)	\$27
NEW	Bataan: Historical & Hypothetical games in one (CC64K D HR ML)	\$29
NEW	Desert Fox: Rommel (CC64K D HR MLS)	\$27
NEW	Task Force: Modern Naval War in the Med (CC64K D HR MLS)	\$27
UPGRADED	D DAY: The 6th of June (CC64K HR ML)	\$25
UPGRADED	Battle Hymn: Battle of Gettysburg (CC64K D HR ML)	\$25
UPGRADED	Company Commander: Squad level Wargame (CC32K SG MLS) (House to House Module included in Company Commander) Additional Models for Company Commander 3.0 River Crossing	\$17
NEW	Gemini	\$17
NEW	Cauldron	\$17
NEW	Beach Head	\$17
	Fire One! Submarine Simulation (CC3 D HR B)	\$25
	Luftflotte: Battle of Britain (CC32K SG MLS)	\$25
	Stalingrad: The turning point. (CC64K HR ML)	\$25
	Final Frontier: War in Space (CC32K D HR MLS)	\$25
	Fire & Steel: Waterloo Campaign (CC64K D HR MLS)	\$22
	Barbarossa: The War in Russia (CC64K HR ML)	\$22
	RedStar: Nato vs Warsaw Pact (CC32K D HR ML)	\$22
	DarkHorse: RedStar Sequel (CC64K D HR ML)	\$22
	Midway: The Turning Point in the Pacific (CC32K HR MLS)	\$20
	Escape From Denna: Dungeons! (CC32K SG MLS)	\$15
	Tunis: War in the Desert (CC32K SG B)	\$15
	Battle of the Bulge 1 or 2 player (CC32K SG B)	\$15
	Phalanx: Alexander the Great (CC32K HR ML)	\$15
	Rubicon II: Invasion game (CC32K SG B)	\$10
	Guadalcanal: America Strikes Back (CC32K SG MLS)	\$10
	Waterloo: Napoleon (CC32K SG MLS)	\$10
	Bomber Command: Strategic Bombing Mission (CC32K SG MLS)	\$10
	Kamikaze: Naval War in the Pacific (CC32K HR B)	\$10
	Starblazer: Strategy Star Trek (CC32K SG MLS)	\$10
	Mission Empire: Build an Empire in Space (CC32K SG B)	\$10
	Galactic Taipan: Economics in Space (CC32K SG B)	\$10
	Keyboard General: Bi-monthly newsletter yearly sub	\$15
	Barbarossa, Luftflotte, Battle Hymn (256K) available Tandy 1000	
	New for the Tandy 1000:	
	Gray Storm Rising: War in the North Atlantic	\$25
	Codes CC — Color Computer, all versions CC3 CoCo 3 only	
	D — Disk only (no D means program available tape or disk)	
	HR — High Resolution SG — Semigraphics ML — Machine Language	
	MLS — Machine Language Subroutines B — Basic	

Write for free catalog!

(Upgrades may be acquired for \$5. Original tape or disk must be returned with order.)

Prices on all programs include shipping costs to USA and Canada. Others add \$3.00. COD's available in USA only, add \$3.50. Personal Checks accepted with no delays in USA. Others send M.O. or Bank Draft in US funds. Programs shipped within 24 hours except on weekends. Color Computer and Tandy 1000, TM Tandy Corp. Florida residents add 5% sales tax.

Canadians may order direct from: **M & M Software**, #203 818 Watson Cres., Dawson Creek, B.C. V1G 1N8. Write M & M Software for information.

ARK ROYAL GAMES
P.O. Box 14806
Jacksonville, FL 32238
(904) 786-8603



```

275 IFR=2THENPRINT"THE GATE
276 IFR=54ANDKD=ØTHEN3ØØ
277 IFWD=1ANDR=54THEN3ØØ
28Ø IFDR(R)=1THENPRINT"A DOOR"R$
29Ø IFR=41ORR=5ØTHENPRINT"A SIDE
DOOR
3ØØ IFR(R)=1THENPRINT"A ROPE FRO
M THE CEILING
31Ø IFB(R)=1THENPRINT"A BUTTON O
N THE WALL
32Ø IFWL(R)=1THENPRINT"A WINDOW"
L$
325 IFWW=1ANDR=63THEN34Ø
33Ø IFWR(R)=1THENPRINT"A WINDOW"
R$
34Ø IFR=3ORR=6ORR=1ØOR(W1=1ANDR=
19)ORR=16ORR=18ORR=27ORR=51THENP
RINT"A SIDE WINDOW":SI=1
345 IFR=44ANDKL=ØTHEN36Ø
35Ø IFLU(R)=1THENPRINTG$"UP
36Ø IFLD(R)=1THENPRINTG$"DOWN
37Ø IFE(R)=1THENPRINT"AN ELEVATO
R
38Ø IFR=2ORR=61ORR=62ORR=65THENP
RINT"A PASSAGE"L$:PL=1
385 IFR=6ØORR=61ORR=64THENPRINT"
A PASSAGE"R$:PR=1
39Ø IFO(1)=R THENPRINTT$
392 IFO(2)=R THENPRINTX$
394 IFO(3)=R THENPRINTW$
395 IFO(R+2)=R THENPRINT"A POTIO
N
396 IFO(Ø)=R THENPRINTM$
41Ø PRINTS$;:LINEINPUT"NOW WHAT
->"A$
415 IFLEN(A$)<2THEN41Ø
416 MO=MO+1:J$=LEFT$(A$,3)
417 IFJ$="STA"THEN99Ø
418 IFJ$="SEA"THEN543
42Ø V$=LEFT$(A$,3):N$=""
421 IFLEN(A$)<6THEN455
43Ø N=INSTR(A$," "):N$=MID$(A$,N
+1,3)
455 D=INSTR(A$," DO"):W=INSTR(A$
," WI")
46Ø V=INSTR(VL$,V$):IFV=ØTHENA$=
"VERB":GOTO8
47Ø N=INSTR(NL$,N$):IFN=ØTHENA$=
"NOUN":GOTO8
48Ø V=(V+2)/3:ON V GOTO527,516,4
85,5Ø2,5Ø9,51Ø,511,512,513,514,5
15,54ØØ,55ØØ,537,538,539
485 IFN=25ORD>9THENPRINT"IF YOU
ASK ME, THEY ARE JUST NORMAL
WOODEN DOORS":GOTO41ØELSEIFN=28Ø
RW>9THENPRINT"HMMM...IT APPEARS
TO BE VERY DARK OUTSIDE":GOTO
41Ø
486 IFN=13ANDR(R)=1THENPRINT"IT
LOOKS LIKE A NATURAL FIBER ROP
E, SISAL I THINK":GOTO41Ø
487 IFN=16ANDB(R)=1THENPRINT"THE
BUTTON LOOKS VERY WORN DOWN":GO
TO41Ø
488 IFN=22ANDE(R)=1THENPRINT"IT'
S A ROTTEN,WOODEN ELEVATOR WIT
H A RUSTED PULLEY ON IT":GOTO41Ø
489 IFN=43ANDSP=1THENPRINT"IT'S
A FINELY CRAFTED SPEAR INDEE
D":GOTO41Ø
49Ø IFN=46ANDSW=1THENPRINT"IT'S
APPEARS TO BE VERY NEW AND HAS A
N EYE OF THE TIGER NEAR THEHANDL
E":GOTO41Ø
491 IFN=49ANDP>ØTHENPRINT"THE PO
TION IS A VERY DARK BLUE AND HA
S A FOUL SMELL":GOTO41Ø
492 IFN=52ANDK=1THENPRINT"THE KE
Y APPEARS TO BE MADE OUT OF PUR
E GOLD":GOTO41Ø
493 IFN=1THENGOTO2ØØ
494 IFN=31ANDR=2THENPRINT"IT IS
A DOUBLE HINGED IRON GATE":GOTO4
1Ø
495 IFN=34AND(PL=1ORPR=1)THENPRI
NT"MAYBE THE PASSAGE LEADS NOWHE
RE,WHO KNOWS?":GOTO41Ø
496 IFN=37AND(LU(R)=1ORLD(R)=1)T
HENPRINT"THEY'RE CARVED WOODEN L
ADDERS":GOTO41Ø
497 IFN=4ØANDR=67THENPRINT"IT'S
AN UGLY HUMAN SKELETON":GOTO41Ø
498 IFN=55ANDR=67THENPRINT"I COU
LD SWEAR IT'S THOSE JEWELS YOU'R
E AFTER!":GOTO41Ø
499 IFN=58ANDME=1THENPRINT"IT IS
A VERY BEAUTIFUL SOLID GOLD
MEDALLION":GOTO41Ø
5ØØ IFN>42THENPRINT"YOU DO NOT H
AVE IT"ELSEPRINT"THE PRESENCE OF
THAT IS ABSENT
5Ø1 GOTO41Ø
5Ø2 IFN=31THENPRINT"IT IS ALREAD
Y OPEN SIR":GOTO41Ø
5Ø3 IFW>9ORD>9THEN5Ø4ELSEIFN=25T
HENA$="DOOR":GOTO11ELSEIFN=28THE
NA$="WINDOW":GOTO11ELSE9
5Ø4 IFN=4AND(RO=1ORR=3)THENGOTO5
55Ø
5Ø5 IFN=7AND(DL(R)=1ORWL(R)=1)TH
ENR=R-1:GOTO2ØØ
5Ø6 IFN=1ØAND(DR(R)=1ORWR(R)=1)T
HENR=R+1:IFR=67THENGOSUB6ØØØ:GOT
O2ØØØELSE2ØØ
5Ø7 IFN=19ANDD>9AND(R=41ORR=5Ø)T
HENPRINT"YOU SMASH YOUR FACE INT
O A BRICKWALL AND TAKE A HI
T POINT OF DAMAGE":HP=HP-1:GOTO
41Ø
5Ø8 IFN=19ANDW>9ANDSI=1THENGOTO5
75Ø
5Ø9 IFN=13ANDR(R)=1THEN1Ø6ØELSEP

```



```

RINT"YOU ARE UNABLE TO DO THAT F
EAT":GOTO41Ø
51Ø IFN=16ANDB(R)=1THEND=Ø:GOTO1
Ø49ELSEPRINT"THAT DIDN'T DO A TH
ING":GOTO41Ø
511 IFLU(R)=1THENR=R+11:GOTO2ØØE
LSEPRINT"WHAT?":GOTO41Ø
512 IFLD(R)=1THENR=R-11:GOTO2ØØE
LSEPRINT"WHAT?":GOTO41Ø
513 IFN=22THEN1ØØØELSE9
514 IFPL=1THENR=R-1:GOTO2ØØØELSE9
515 IFPR=1THENR=R+1:GOTO2ØØØELSE9
516 IFN=43ANDO(2)=R THENSP=1:O(2
)=Ø:GOTO526
517 IFN=46ANDO(1)=R THENSW=SW+1:
O(1)=Ø:GOTO526
518 IFN=49ANDO(R+2)=R THENP=P+1:
O(R+2)=Ø:GOTO526
519 IFN=52ANDO(3)=R THENK=1:O(3)
=Ø:GOTO526
52Ø IFN=58ANDO(Ø)=R THENME=1:PM=
Ø:O(Ø)=Ø:GOTO526
521 IFN<>55ORR<>67THEN525
522 IFPM=1THEN7ØØØ
523 IFPM=ØTHENPRINT"THE SKELETON
SUDDENLY RISES AND SAYS, DON'T
YOU DARE TOUCH MY JEWELS!! HE
THEN STRANGLES YOU TO DEATH SO
YOU CAN ALSO LIE PEACEFULLY N

```

```

EXT TO HIM WITH HIS JEWELS.":HP=
Ø:Q=1:R=2:GOTO932
525 PRINT"I AM UNCAPABLE OF TAKI
NG THAT":GOTO41Ø
526 PRINT"IT IS NOW TAKEN":GOTO4
1Ø
527 IFN=43ANDSP=1THENSP=Ø:O(2)=R
:GOTO536
528 IFN=46ANDSW>ØTHENSW=SW-1:O(1
)=R:GOTO536
529 IFN=49ANDP>ØTHENP=P-1:O(R+2)
=R:GOTO536
53Ø IFN=52ANDK=1THENK=Ø:O(3)=R:G
OTO536
531 IFN=58ANDME=1THENME=Ø:O(Ø)=R
:PRINT"FAINTLY, YOU HEAR A VOICE
SAY THANK YOU":PM=1:GOTO41Ø
535 PRINT"I DON'T THINK YOU CAN
DROP THAT":GOTO41Ø
536 PRINT"YOU HAVE NOW DROPPED I
T":GOTO41Ø
537 IFN=49ANDP>ØTHENA=4Ø-HP:PRIN
T"AAHH...THAT WAS REFRESHING. I
T GIVES YOU"A"UNITS OF STRENGTH"
:HP=4Ø:P=P-1:G=1:GOTO41ØELSEIFP<
=ØANDN=49THENPRINT"YOU DON'T HAV
E ANY!!!":GOTO41ØELSEPRINT"I WOU
LDN'T ADVISE THAT":GOTO41Ø
538 MO=MO-1:PRINT"YOUR SCORE IS"

```

CoCo 3

ADDRESS FILE & ENVELOPE & LABEL ADDRESSING

Automatically addresses all standard envelopes or labels using a choice of size options for either!!

THESE FILES MAY BE USED FOR RECORDS OTHER THAN ADDRESSES!!! IMAGINATION IS ALL THAT'S NEEDED!!! There are 15 files that hold 18 records per file! This TOTALS 270 ADDRESSES, or records that can be stored per disk!! They are divided alphabetically into the 15 files where they are alphabetically arranged! Each record can hold 8 lines of 64 characters per line!!

WELL DOCUMENTED WHILE RUNNING + TYPED INSTRUCTIONS!
10 MENU DRIVEN ROUTINES TO FULLY MANIPULATE FILES AND RECORDS INCLUDING;SEARCH;UPDATE AND DELETE!!
UNLIMITED STORAGE CAPACITY WITH BACKUP DISKS YOU MAKE!
REQUIRES: CoCo 3;Disk Drive;Printer;Monitor or TV!

R.J.F. SOFTWARE; R.R. #2; White Lake, Ontario; KOA 3LO
PHONE (613) 623-7824

\$14.95 U.S. FUNDS plus \$3.00 Shipping and Handling.
Visa; Money Order or Personalized Check accepted!
Ontario residents add 7% Provincial Sales Tax.




Valkyrie



Mr. Corey

Place: Island in the Pacific.
Time: 10 minutes into the future.
As a member of Athena, a top secret organization for the preservation of human kind, you were sent to spy on the most villainous man alive, Mr. Corey. Unfortunately, you were discovered during a routine transmission and placed in a room with a nuclear time bomb. If you die, humanity dies with you.

100% ML Graphics Adventure
... \$19.95

Tomb of T'ien

Legend and history, it is often hard to distinguish the two. Until recently, you thought the tale of the great Emperor T'ien was a myth, but ever since the sacred shrine of your village was stolen by a winged dragon, you have decided that there might be some truth to the old stories. Armed with a dull knife (probably good for nothing), you were chosen to retrieve the shrine and discover the secrets of the Tomb of T'ien.

100%ML Graphics Adventure ... \$19.95

Order to: **Valkyrie Software**
P.O. Box 2120
Monroe, NY 10950
Check, M.O. & O.D. also accepted
(914) 783-0191 call

Send SASE for Catalog
For 64k, CoCo 1, 2 or 3

Please add \$2 for shipping and handling
NY residents add 6% sales tax

Please specify tape or disk

```

MO"MOVES":GOTO41Ø
539 IF(N=52ANDK=Ø)THENPRINT"YOU
DON'T HAVE A KEY!":GOTO41Ø
54Ø IFN=52ANDR=44THENGOSUB562Ø:G
OTO2ØØ
541 IFN=52ANDR=54THENKD=1:GOSUB5
61Ø:GOTO2ØØ
542 PRINT"A NICE ATTEMPT":GOTO41
Ø
543 IFR=2THENPRINTF$"A TRAP DOOR
":RO=1:GOTO5
544 IFR=52ORR=48THENPRINTF$G$"UP
":LU(R)=1:GOTO5
546 IFR=19THENPRINTF$"A SIDE WIN
DOW":W1=1:GOTO5
547 IFR=58THENPRINTF$"A WINDOW"L
$:WL(R)=1:GOTO5
548 IFR=3THENPRINTF$"AN ELEVATOR
":E(3)=1:GOTO5
549 IFR=21ORR=36THENPRINTF$"A BU
TTON":B(R)=1:GOTO5
55Ø IFR=39THENPRINTF$"A DOOR"L$:
DL(R)=1:GOTO5
56Ø PRINT"YOU FIND NOTHING":GOTO
41Ø
6ØØ IFR=5THENK$="LICH":MP=2Ø
61Ø IFR=8THENK$="QUASSIT":MP=21
62Ø IFR=18THENK$="MIND FLARE":MP
=15
63Ø IFR=22THENK$="BUG BEAR":MP=1
5
64Ø IFR=24THENK$="YETI":MP=15
65Ø IFR=29THENK$="VERANOPS":MP=1
4
66Ø IFR=3ØTHENK$="NIGHT HAG":MP=
15
67Ø IFR=32THENK$="BIAMAT":MP=28
68Ø IFR=39THENK$="GHAST":MP=15
69Ø IFR=41THENK$="SPHINX":MP=2Ø
7ØØ IFR=48THENK$="PSEUDO DRAGON"
:MP=28
71Ø IFR=52THENK$="DRAGONNE":MP=2
8
72Ø IFR=57THENK$="TIAMAT":MP=3Ø
73Ø IFR=49THENK$="IMP":MP=15
74Ø IFR=17THENK$="YELLOW MOLD":M
P=1Ø
745 N$=RIGHT$(K$,2):GOSUB57ØØ:CL
S:IFN$="AT"THENPRINTK$" IS IN TH
E ROOM!":GOTO76Ø
75Ø PRINT"THERE IS A "K$:PRINT"I
N THE ROOM!
76Ø MP=MP+RND(5):F=1
765 IFF=ØTHEN2ØØELSE77Ø
77Ø PRINT"YOU ATTACK":E=RND(7)-1
78Ø IFE=ØTHENM=1:GOTO86Ø
79Ø IFSW>ØTHENA=RND(6):E=E+A
792 IFSP=1THENA=RND(3):E=E+A
8ØØ PRINT"YOU HIT "H$K$:PRINT"FO
R"E"UNITS":MP=MP-E:PLAY"T2L4O3AA
A":IFMP=<ØTHEN92Ø
8Ø5 PRINTH$K$" ATTACKS
81Ø X=RND(7)-1:IFX=ØTHENM=2:GOTO
86Ø
82Ø PRINTH$K$" HITS YOU":PRINT"F
OR"X"UNITS":HP=HP-X:PLAYD$:IFHP=
<ØTHEN932
83Ø PRINT"YOU HAVE"HP"POINTS OF
STRENGTH":PRINTH$K$" HAS"MP:PRIN
T"POINTS OF STRENGTH
84Ø PRINT"TRY TO ESCAPE(Y/N)
845 GOSUB2
85Ø IFA$="N"THEN94Ø
852 IFA$="Y"THEN563ØELSE845
858 PRINTH$K$" STOPS YOU":GOTO94
Ø
86Ø IFM=1THENPRINT"YOU MISSED":G
OTO81Ø
88Ø IFM=2THENPRINT"THE "K$" MISS
ES":GOTO83Ø
92Ø GOSUB7
93Ø IFMP=<ØTHENPRINT"YOU HAVE KI
LLED "H$:PRINTK$:M(R)=Ø:GOSUB1:F
=Ø:IFR=57THEN65ØØELSE2ØØ
932 IFHP=<ØTHENML=ML-1
935 IFML=ØTHENPRINT"YOU ARE DEAD
":GOTO98Ø
936 PRINT"YOU HAVE NO MORE HP'S"
,"LIVES LEFT: ";ML-1:HP=4Ø:IFQ TH
ENGOSUB1ELSE84Ø
937 GOTO2ØØ
94Ø GOTO765
98Ø PRINT:PRINT"PLAY AGAIN(Y/N)
985 GOSUB2:IFA$="Y"THENRUNELSEIF
A$="N"THENCLS:ENDELSE985
99Ø PRINT"YOU HAVE: ":PRINTHP"UNI
TS OF STRENGTH":PRINTP"POTIONS":
PRINTML-1;:IFML=2THENPRINT"LIFE"
;ELSEPRINT"LIVES";
991 PRINT" LEFT":IFSW>ØTHENPRINT
" "T$
992 IFSP=1THENPRINT" "X$
993 IFK=1THENPRINT" "W$
994 IFME=1THENPRINT" "M$
995 GOTO41Ø
1ØØØ IFR=3THENR=24ELSEIFR=24THEN
R=3
1Ø1Ø IFR=5THENR=26ELSEIFR=26THEN
R=5
1Ø2Ø IFR=35THEN5ØØØ
1Ø25 IFE(R)=1THEN2ØØØELSEPRINT"AR
E YOU CRAZY, I DON'T SEE AN EL
EVATOR AROUND HERE":GOTO41Ø
1Ø49 IFR=2ORR=55THEND=1
1Ø6Ø IFA(R)=1ANDD=ØTHENX=RND(3):
A=RND(4)-1:PRINTX;"ARROWS SHOOT
OUT AND ";:IFA=ØTHEN1Ø65ELSEPRIN
T"HIT YOU FOR"A"UNITS OF DAMAGE
":HP=HP-A:PLAYD$:GOTO3ØØØ
1Ø61 GOTO1Ø7Ø
1Ø65 PRINT"LUCKILY, THEY MISS YO
U":GOTO3ØØØ

```

```

1070 IFP(R)=1THENPRINT"A POTION
DROPS ONTO THE FLOOR":O(R+2)=R:P
(R)=0:GOSUB5720:GOTO3000
1075 IFB37=1ANDR=37THEN2900
1076 IFR3=1ANDR=3THEN2900
1080 IFR=3ORR=37THENPRINTT$" LIE
S ON THE FLOOR":O(1)=R:IFR=3THEN
R3=1:GOSUB5720:GOTO3000
1081 IFR=37THENB37=1:GOSUB5720:G
OTO3000
1084 IFB7=1ANDR=7THEN2900
1085 IFR=7THENPRINTX$" LIES IN F
RONT OFYOU":O(2)=R:B7=1:GOSUB572
0:GOTO3000
1090 IFR=14ORR=43THENPRINT"A AXE
SWINGS OUT AT YOU!":A=RND(2)-1:
X=RND(2):IFA=0THEN6ELSEGOSUB4:GO
TO200
1095 IFB59=1ANDR=59THEN2900
2000 IFR=59THENPRINT"THERE IS NO
W "W$" ON THEFLOOR":O(3)=R:B59=1
:GOSUB5720:GOTO3000
2005 IFR=4THENPRINT"YOU FALL DOW
N A TRAP DOOR":R=7:GOTO3000
2010 IFR=20THENPRINT"SUDDENLY YO
U ARE HYPERSPACED INTO ANOTH
ER ROOM!":R=46:GOTO3000
2012 IFR=40THEN2025
2015 IFR=25ORR=36THENPRINT" A SL

```

```

EEPING GAS SEEPS INTO THE ROO
M AND WHEN YOU WAKE UP, YOU ARE
IN ANOTHER ROOM!
2020 IFR=25THENR=48ELSEIFR=36THE
NR=40
2021 IFR=40ORR=48THENGOSUB1:GOTO
3000
2025 IFR=33THENPRINT"AN KNIFE SH
OOT OUT AT YOU!":X=RND(2):A=RND
(2)-1:IFA=0THEN6ELSEGOSUB4:GOTO2
00
2035 IFR=42THENPRINT"A FLAME SHO
OTS OUT!":A=RND(2)-1:X=2:IFA=0TH
EN6ELSEGOSUB4:GOTO200
2037 IFWW=1ANDR=63THEN2900
2038 IFWD=1ANDR=54THEN2900
2040 IFR=40ORR=54ORR=63THENPRINT
"A WALL SLAMS RIGHT IN FRONT OF
YOUR FACE!":GOSUB6010
2045 IFR=40THENPRINT"YOU ARE TRA
PPED! IT COSTS YOU A LIFE TO GET
OUT":HP=0:Q=1:GOTO932
2050 IFR=54THENWD=1:GOTO3000
2055 IFR=63THENWW=1:GOTO3000
2800 IFR=55ANDD=1THENPRINT" A CH
ANDELIER DROPS ON YOUR HEAD
! YOU BLEED TO DEATH!":HP=0:Q=1:
GOTO932
2900 PRINT"NOTHING HAPPENS

```

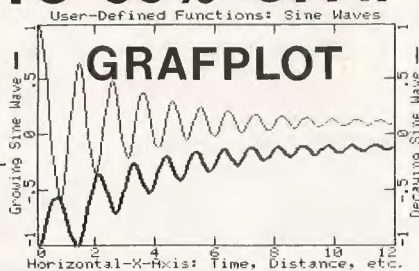
\$UPER \$ALE!

40% TO 33% OFF!!

GREAT VALUES
ORDER NOW!!

COMPATIBLE
WITH COCO 3

30 DAY
UNCONDITIONAL
MONEY-BACK
GUARANTEE!!



- * AUTOMATICALLY LOADS DATA FROM MOST POPULAR SPREADSHEETS.
 - * 291 GRAPHING SYMBOLS AND UNLIMITED OVERLAY OF DATA.
 - * AUTOMATICALLY SCALES AND LABELS ALL THREE OF THE AXES.
 - * CALCULATES MATH FUNCTIONS, INTEGRALS AND MOVING AVERAGES.
 - * FULLY AUTOMATIC, MENU DRIVEN W/ COMPLETE ERROR TRAPPING.
 - * FULL-PAGE SCREENPRINTS ON ANY PRINTER; SPECIFY WITH ORDER.
- REQUIRES 32K EXT. BASIC: TAPE - \$25.00 DISK - \$30.00

NEW!! *Picture Perfect* NEW!!
PRINTER UTILITY

UNIVERSAL SCREENPRINT PROGRAM


- * COMPATIBLE WITH COCO III!!
- * "PERFECTLY SIMPLE" TO OPERATE - "SIMPLY PERFECT" RESULTS!
- * "PERFECTLY COMPATIBLE" WITH ALL DOT MATRIX PRINTERS!
- * GET "PERFECT CONTROL" OF: HEIGHT, WIDTH, POSITION, BAUD RATE, DOT DENSITY, NEGATIVE IMAGES, ETC.
- * THE "PERFECT SOLUTION" TO YOUR GRAPHICS PRINTING NEEDS!
- * COMPATIBLE WITH GRAPHICOM AND COCO MAX PICTURES!

ONLY \$15.00 ON DISK OR TAPE

SEND CHECK OR MONEY ORDER TO:

HAWKES RESEARCH SERVICES, 859 STANFORD AVE, OAKLAND, CA 94608

*** FOR FREE INFORMATION IN THE MAIL, CALL: (415) 547-7557 ***
YOUR PERSONAL CHECK IS WELCOME! SHIPMENT WITHIN 48 HOURS!
ADD \$3.00 SHIPPING ON ALL ORDERS. CA. RESIDENTS ADD SALES TAX



-Dual Program Specials-

- TIME/MONEY \$39.95
- ADDITION/SUBTRACTION \$39.95
- MULTIPLICATION/
BEAT THE COMPUTER \$21.95

supports CoCo 1, 2, & 3
specify cass/disk/Network II
school P.O.s welcome
add \$2.00 shipping and handling
Network orders add \$10.00 per disk
Write for Free Catalog

CYBURNETICS
CYBURNETICS

3 x 8 = 24

5705 CHESSWOOD DR.
KNOXVILLE, TN 37912
615-688-4865

3 x 5 = 15

```

3000 GOSUB10:D=0:GOTO200
4000 PRINT" AS YOU GO DOWN THE L
ADDER, YOU GET YOURSELF INTO A
TRAP!
4005 IFR=11THENA=RND(2)
4010 IFR=47THENA=RND(3)
4020 IFR=53THENA=RND(4)
4035 PRINT"YOU TAKE"A"UNITS OF D
AMAGE", "TRYING TO ESCAPE":HP=HP-
A:PLAYD$
4050 IFR=11THENR=22
4060 IFR=47THENR=58
4070 IFR=53THENR=64
4080 GOTO3000
5000 PRINT" YOU ARE STUCK IN THE
ELEVATOR!":A=RND(3)
5010 PRINT"YOU TAKE"A"UNITS OF D
AMAGE", "TRYING TO ESCAPE":HP=HP-
A:PLAYD$
5110 GOTO3000
5200 PRINT"YOU ARE BACK OUTSIDE!
,BUT YOU SAY TO YOURSELF, I MU
ST GET THOSE PRECIOUS JEWELS
":R=2:GOSUB1:GOTO200
5300 GOSUB6000:PRINT" YOU FALL I
NTO THE MOAT,AND GET EATEN ALIV
E BY CROCODILES!":HP=0:Q=1:R=2:G
OTO932
5400 GOSUB5600:IFN=-1THEN5410ELS
E5420

```

```

5410 OPEN"O",#N,A$:FORX=5TO57:PR
INT#N,M(X):NEXT:FORX=2TO50:PRINT
#N,P(X):NEXT:FORX=0TO69:PRINT#N,
O(X):NEXT:PRINT#N,R,HP,ML,SW,SP,
G,P,F,K,WD,WW,B37,R3,B7,B59,MO:C
LOSE#N:END
5420 OPEN"O",#N,A$:FORX=5TO57:WR
ITE#N,M(X):NEXT:FORX=2TO50:WRITE
#N,P(X):NEXT:FORX=0TO69:WRITE#N,
O(X):NEXT:WRITE#N,R,HP,ML,SW,SP,
G,P,F,K,WD,WW,B37,R3,B7,B59,MO:C
LOSE#N:END
5500 GOSUB5600
5510 OPEN"I",#N,A$:FORX=5TO57:IN
PUT#N,M(X):NEXT:FORX=2TO50:INPUT
#N,P(X):NEXT:FORX=0TO69:INPUT#N,
O(X):NEXT:INPUT#N,R,HP,ML,SW,SP,
G,P,F,K,WD,WW,B37,R3,B7,B59,MO:C
LOSE#N:A=1:GOTO210
5550 IFR=2THENR=3ELSEIFR=3THENR=
2
5560 GOTO200
5600 CLS:PRINT"TAPE,DISK,OR rETU
RN TO GAME
5601 GOSUB2:IFA$="R"THEN200ELSEI
FA$="T"THENN=-1ELSEIFA$="D"THENN
=1ELSE5601
5602 INPUT"MAY I ASK THE NAME OF
YOUR GAME";A$
5605 RETURN
5610 PRINTZ$"DOOR"R$Y$"OPENS":IF
WD=1THENPRINT" BUT A WALL IS BLO
CKING IT
5615 GOSUB1:RETURN
5620 IFWD=0THEN538
5621 PRINTZ$"LADDER"Y$"APPEARS":
KL=1:GOSUB1:RETURN
5630 IFHP<41THENA=RND(7)
5635 IFHP<31THENA=RND(5)

```

Submitting Material To Rainbow

Contributions to THE RAINBOW are welcome from everyone. We like to run a variety of programs that are useful/helpful/fun for other CoCo owners.

Program submissions must be on tape or disk and it is best to make several saves, at least one of them in ASCII format. We're sorry, but we do not have time to key in programs. All programs should be supported by some editorial commentary explaining how the program works. Generally, we're much more interested in how your submission works and runs than how you developed it. Programs should be learning experiences.

We do pay for submissions, based on a number of criteria. Those wishing remuneration should so state when making submissions.

For the benefit of those who wish more detailed information on making submissions, please send a self-addressed, stamped envelope (SASE) to: Submissions Editor, THE RAINBOW, The Falsoft Building, P.O. Box 385, Prospect, KY 40059. We will send you some more comprehensive guidelines.

Please do not submit programs or articles currently submitted to another publication.

One-Liner Contest Winner . . .

Pretend you are playing golf and putt the ball into the cup. Enter numbers from -2 to 5 to take aim.

The listing:

```

10 S=30:Y=RND(188)+2:PMODE3:PCLS
:SCREEN1,0:CIRCLE(170,66),6,3,.5
:PAINT(170,66),3:FORI=1TOS:CIRCL
E(2,Y),3,2:NEXT:INPUTS:SCREEN1,0
:FORX=2TO173STEP7:CIRCLE(X,Y),3,
2:CIRCLE(X,Y),3,1:Y=Y-S:NEXT:IFY
<70ANDY>63THENPLAY"O2;L24;12;12;
O3;1;3;9;7;5":END:ELSERUN

```

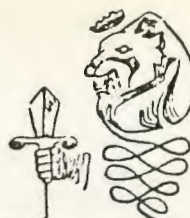
Brad Lowe
Lafayette, CA

(For this winning one-liner contest entry, the author has been sent copies of both *The Second Rainbow Book of Simulations* and its companion *The Second Rainbow Simulations Tape*.)

```

5640 IFHP<21THENA=RND(3)
5645 IFHP<11THENA=RND(2)
5650 IFHP<5THENA=1
5655 IFA=1THENG=1:GOTO200
5660 GOTO858
5700 IFN$="AT"THENH$=" "ELSEH$="T
HE "
5710 RETURN
5720 PLAY"T4O3L4CCCL3GL4CL2G":RE
TURN
5750 IFR=3THENR=6ELSEIFR=6THENR=
3
5755 IFR=10THENR=19ELSEIFR=19THE
NR=10
5760 IFR=16THENR=18ELSEIFR=18THE
NR=16
5765 IFR=27THENR=51ELSEIFR=51THE
NR=27
5770 PRINT" YOU CLIMB OUT OF THE
WINDOW AND GO INTO ANOTHER WIND
OW":GOSUB1:GOTO200
6000 A$="BAGFEDC":PLAY"T9L4O5XA$
;O4XA$;O3XA$;
6010 PLAY"L4P2T53O1V30":FORX=1TO
30:PLAY"V-D":NEXT:PLAY"V15":RETU
RN
6500 PRINT"AFTER A FEW SECONDS,
YOU WATCH AS THE CORPSE OF TIAM
AT TURNS INTO "M$:O(0)=57:GOSU
B1:GOTO200
7000 PRINT" YOU DID IT! YOU TAKE
THE JEWELS AND GO HOME RICH FOR
LIFE! YOU FINISHED THE ADV
ENTURE IN"MO"MOVES":GOTO980
8000 DATA1,1,,,,,1,1,1,,,,,1,,,
1,1,,1,1,1,1,1,,1,1,,1,1,,
,,1,1,,1
8001 DATA1,,,,,1,1,1,,,,,1,,,
1,1,,1,1,1,1,1,,1,1,,1,1,,
,,1,1,,1
8002 DATA1,,1,,1,,,,,1,1,1,,1,
,1,,,,,1,1,,,,,1,1,1,,1,
,1,,,,,1,1,1,,,,,1
8003 DATA1,1,,,,,1,1,1,,1,1
8004 DATA1,1,1,1,1,1,1,1,1,,1,1
,1,1,,,,,1,,1,1,1,,1,1,,1
,,,,,1,1,,1,,1,,1,1
8005 DATA1,1,1,1,1,1,1,1,1,,1,1
,1,1,,,,,1,,1,1,1,,1,1,,1
,,,,,1,1,,1,1,1,1,1,1
8006 DATA1,1,1,,1,1,,1
8007 DATA1,,1,1,,1,1
8008 DATA1,,1,,,,,1,1,,1,1
,1,,1,1,1,1,,,,,1,1,,1,1
,1,,1,,1
8100 ' CASTLE OF DEATH
8101 ' BY CHINARUT RUANGCHOTVIT
8102 ' 242 DAVIDSON AVENUE
8103 ' RAMSEY, NEW JERSEY 07446
8104 ' JUNE-AUGUST 1987

```




The Saint John Gallery

Presents:

THE ASTRO FORTUNE TELLER

A VERITABLE ORACLE
 BASED UPON YOUR PERSONAL
 PLANETARY CONFIGURATIONS
 AFTER ENTERING YOUR GIVEN NAME
 YOUR BIRTHDATE & THE PRESENT DAY
 YOU RECEIVE THE ANSWER TO ANY
 OF 30 PREDEFINED QUESTIONS
 THOSE QUESTIONS OF LIFE-LOVE-
 SUCCESS-MARRIAGE-FORTUNE-
 MOST OFT ASKED BY MEN & WOMEN
 THIS PROGRAM IS OVER 150K YET DUE
 TO MODULAR APPROACH WILL RUN ON 32K-512K SYSTEMS
 FOR THE SERIOUS INQUIRER OR GREAT FOR PARTIES!!
 The Astro Fortune Teller - DISK \$21.95




THE BEST IBBS

WILL WORK WITH COCOS OWN SERIAL PORT & ANY AUTO-ANSWER
 MODEM - 1-4 DRIVES - 32K-512K DISK \$18.00

Temple Of Lost Ark + ADV 32K (TEXT) DISK \$12.00

DISK EDITOR II

INNOVATIVE TECHNIQUE
 LETS YOU EDIT YOUR
 DISKS LIKE LARGE WORD PROCESSING FILES - DISK \$18.00



EASTWORLD KARATE
 THE ULTIMATE KARATE GAME. (64K)
 DOZENS OF FULL COLOUR SMOOTHLY ANIMATED
 ASSASSINS & NINJAS & HI-RES SCREENS
 BATTLE SOLO OR ANOTHER PLAYER \$21.95



CITY BOMBER - PILOT 9 DIFFERENT FLYERS
 DESTROY 12 DIFFERENT CITIES
 9 SCREENS - 9 SCENARIOS - 3 SPEEDS - 3 LEVELS
 100% ML PROGRAMING 32K CoCo 1.2 OR 3 DISK \$18.00

THE SOUND MACHINE

HAVE YOUR COCO DIGITIZE AND SAVE YOUR SPEECH
 DOZENS OF SAMPLES INCLUDED -
 OUTSOUND MAX HEADROOM
 THE FIRST & BEST SOUND DIGITIZER
 PLAY IT BACK - PLAY IT BACKWARDS
 "CHIP MONK" RE-SEQ. ETC. COMES WITH BASIC
 INTERFACE - MIN REQ 32K DISK \$19.95

Printer Lightning

FROM COLORENTURE PRINT SPOOLER 44-398K BUFFER
 WORK OR PLAY GAMES WHILE YOU PRINT - FAST-DISK \$10.00

Backup Lightning 512K

FROM COLORENTURE - FASTEST DISK DUPLICATOR OUT
 COPIES IN ONE PASS @ 35/90/80 TAK'S @ 05-9
 TIME TO FORMAT & WRITE EACH COPY - 6MS RATE - 40 SEC.
 NO MORE DISK SWITCHING - EASY TO USE - DISK \$10.00

SEND CHEQUE OR M.O. \$1.25 P&H (CANADA \$2.25) TO
 ST. JOHN GALLERY, P.O. BOX 613 M.T. SINAI N.Y. 11766



Last month we visited a fast-food restaurant and worked on estimating expenses. This month, we ask the children to actually calculate the same expenses.

The program sends us back to our fast-food restaurant. Again, we see only part of the menu on our screen, where four food items are visible: a chicken sandwich, a salad, a soda and coffee. The computer chooses two of these items for each example, and the prices are randomly selected within a reasonable range of values.

Last month, the students were asked whether or not a certain random sum of money was enough for these two purchases. This month, they are asked for the correct amount of money they will need to make the combined purchase.

There are several alternatives in computing the amount. Using pencil and paper is the way that first comes to mind. If this program is used in a classroom, one or more students could work simultaneously at the blackboard on the same example. Alternatively, since there are only two values to be added, more advanced students could be taught to do the addition mentally. Lastly, a combination of two of the preceding might be a possibility. For instance, try the example first mentally and then check it on paper or the blackboard before entering the answer on the computer.

This program is very similar to last month's program. Lines 40 through 110 draw the menu and then select food prices for each example. The variables CH, SA, SD and CO determine the prices for each item. Line 130 sends the program temporarily to lines 250 through 300, where the two items highlighted in this example are chosen.

Line 150 asks the student to enter the total amount of the bill he or she must pay for the two items. Lines 160 through 190 calculate whether the response is correct. If it's incorrect, the correct answer will be displayed. The variable

Expense estimating, Part II

Restaurant Reckonings

By Steve Blyn
Rainbow Contributing Editor

FZ becomes the child's answer. The computer determines the correct answer by adding the variables AA and BB; AA represents the price of the food item selected and BB represents the price of the drink.

After studying the answer, the student presses the ENTER key to call up two more randomly selected food items and their prices.

After the student has gone through 10 trials, a scorecard is presented. Ten points are counted for each correct trial. Then the student is asked if he or she wants to try the program again. The program may now be ended by pressing the N key or started again by pressing the Y key.

We hope this program, in combination with last month's program, helps your students to become more adept at calculating purchases. □

The listing: SHOPPING

```

10 REM"FAST FOOD SHOPPING"
20 REM"STEVE BLYN, COMPUTER ISLAN
D, STATEN ISLAND, NY, 1988"
30 CLS:D=RND(-TIMER):IF CT=10 T
HEN 310
40 PRINT@3,"YOUR MENU";:PRINT@25
,"#";CT+1;
50 FOR T=1056TO1087:POKET,243:NE
XT:SOUND100,3
60 CH=120+RND(40):PRINT@98,"CHIC
KEN-$";:PRINTUSING"#.##";CH/100;
70 SA=70+RND(20):PRINT@162,"SALA
D -$";:PRINTUSING"#.##";SA/100;
80 SD=32+RND(20):PRINT@114,"SODA
-$";:PRINTUSING"#.##";SD/100;
90 CO=40+RND(20):PRINT@178,"COFF
EE-$";:PRINTUSING"#.##";CO/100;
100 FOR T=1248 TO 1279
110 POKET,252:NEXTT:SOUND200,2
120 'PLAY"O4;L80;ABDBDBDBGG"
130 PRINT@256,"YOU ARE GOING TO
BUY A "
140 GOSUB 250:PRINT@288,N1$;" AN
D A ";N2$
150 PRINT@352,"";:LINE INPUT"<EN
TER> YOUR TOTAL BILL-$";FZ$
160 CT=CT+1:FF=VAL(FZ$)
170 FZ=INT((FF*100)+.9)
180 IF FZ=AA+BB THEN 200
190 IF FZ<>AA+BB THEN 200
200 RI=RI+1:PRINT@428,"CORRECT";

```

Steve Blyn teaches both exceptional and gifted children, holds two master's degrees and has won awards for the design of programs to aid the handicapped. He owns Computer Island and lives in Staten Island, New York.

```

210 FOR T=200TO255STEP11:SOUND T,
1:NEXTT:GOTO 230
220 PRINT@416,"SORRY,THE ANSWER
IS $";:PRINTUSING"#.##";(AA+BB)/
100:SOUND 10,3
230 PRINT@484,"PRESS <ENTER> TO
GO ON ";
240 EN$=INKEY$:IF EN$=CHR$(13) T
HEN 30 ELSE 240
250 RN=RND(2):RR=RND(2)
260 IF RN=1THENN1$="CHICKEN":AA=
CH
270 IF RN=2 THEN N1$="SALAD":AA=
SA
280 IF RR=1 THEN N2$="SODA":BB=S
D
290 IF RR=2 THEN N2$="COFFEE":BB
=CO
300 RETURN
310 CLS8:FOR T=1024TO1055:POKET,
214:PLAY"L100;G":NEXT:PRINT@37,"
HERE IS YOUR SCORECARD";
320 FOR T=1119TO1088STEP-1:POKET
,214:PLAY"L100;A":NEXTT
330 PRINT@202,"SCORE = ";10*RI;"
%";
340 FOR T=1344TO1375:POKET,214:P
LAY"L100;A":NEXT T
350 PRINT@416," ":PRINT@448," ":
PRINT@418,"DO YOU WANT TO PLAY A
GAIN? ";
360 EN$=INKEY$
370 IF EN$="Y" THEN RUN ELSE IF
EN$="N" THEN END ELSE 360

```

VCR Tapes Update

By Randy Mayfield

After my program, *VCR Tapes* (December 1987, Page 92), was submitted for publication, I purchased a new video cassette recorder. The digital counter display on the new model did not increment at the same rate as the old model. This made all counter records on the printouts and labels meaningless when using the new recorder. Since I did not envision this problem when I wrote the program, there was no provision in *VCR Tapes* to change an entry. I have a patch, however, and would like to share it with any readers who are experiencing the same problem.

The following changes and insertions will allow the user to change a title, tape number or counter number individually. The Change function is added as part of the Work in a File option and allows scrolling through an existing file to find the entry to change. Press the C key and you will be given four choices: 1) Change title; 2) Change tape number; 3) Change counter number; and 4) Return to work menu. Just enter the appropriate new data when prompted.

Make these changes to existing lines:

Line 110: after the word DELETE insert , CHANGE
Line 340: after the number 3 insert CHANGE":PRINT"4
Line 360: change the number 3 to 4
Line 370: change the first number 3 to 4
Line 460: remove the apostrophe and insert
L\$=MID\$(T\$(X);1,L): Q\$=MID\$(T\$(X),
L+1,3): T\$(X)=L\$+Q\$+R\$: GOTO 340
Line 920: before the ELSE 110 at the end of the line,
insert ELSE IF R\$="C" AND W=3 THEN 452

And add the following new lines:

```

375 IF W=3 THEN 451
451 CLS:X=X+1:PRINT"FIND ENTRY T
O change":PRINT:PRINT" UP-AR
ROW = SCROLL FORWARD":PRINT"
DOWN-ARROW = SCROLL BACK":PRINT
" C = CHANGE":PRINT"A
NY OTHER KEY = MAIN MENU":SOUND2
00,1:GOTO940
452 CLS:PRINT"change: ";MID$(T$(
X),1,L):PRINT:PRINT"1. CHANGE TI
TLE":PRINT"2. CHANGE TAPE NUMBER
":PRINT"3. CHANGE COUNTER NUMBER
":PRINT"4. WORK MENU":PRINT:PRIN
T"SELECT ONE":SOUND200,1
453 R$=INKEY$:IF R$="" THEN453
454 Q=VAL(R$):IF Q<1 OR Q>4 THEN
GOSUB1360:GOTO452
455 CLS:PRINT MID$(T$(X),1,L):PR
INT" TAPE NUMBER: ";MID$(T$(X)
,L+1,3):PRINT"COUNTER NUMBER: ";
RIGHT$(T$(X),4):ON Q GOTO 456,45
7,459,340
456 PRINT:PRINT"ENTER NEW TITLE:
":SOUND200,1:INPUT R$:L$=RIGHT$(
T$(X),7):T$(X)=R$+L$:GOTO340
457 PRINT:PRINT"ENTER NEW TAPE N
UMBER (###)":SOUND200,1:INPUT R
$:IF LEN(R$)<>3 THENGOSUB1360:G
OTO455
458 L$=MID$(T$(X),1,L):Q$=RIGHT$(
T$(X),4):T$(X)=L$+R$+Q$:GOTO340
459 PRINT:PRINT"ENTER NEW COUNT
ER NUMBER (###)":SOUND200,1:INP
UT R$:IF LEN(R$)<>4 THENGOSUB136
0:GOTO455

```

Two-Liner Contest Winner . . .

Many of us have felt frustration when our computer "makes an error." Here is one way to relieve those feelings.

The listing:

```

10 PMODE2,1:PCLS5:A$="BM80,130S6
C0D15R10U15L10D20R20U3M95,152BM8
0,132G5D3F5BM70,160R30D5L30U5D30
R5U16R20D30R5U20BM150,130R5D40L1
5U4E3R3U10H5U10E8H3U4E3R4F3D4G3"
:DRAW"XA$:BM153,140M125,160M120,
155M148,135M153,140"
20 DRAW"BM125,160H13G5F3E3F10E4"
:PMODE2,3:PCLS5:DRAW"XA$:BM148,1
40M127,118M130,115M153,135M148,1
40BM127,118E13H5G3F3G10F4":FORI=
0TO1STEP0:A=P*2+1:PMODE2,A:SCREE
N1,A:FORO=1TO500:NEXTO:P=-SGN(P)
+1:NEXTI

```

Arron Becwar
Mt. Sterling, WI

(For this winning two-liner contest entry, the author has been sent copies of both *The Third Rainbow Book of Adventures* and its companion *The Third Rainbow Adventures Tape*.)

NOVICES NICHE



THE RAINBOW is a teaching environment and we realize that the majority of our readers will always be beginners. In our continuing effort to always keep the new user in mind, and in addition to the many beginner feature articles and programs published in every issue, "Novices Niche" contains shorter BASIC program listings that entertain as well as help the new user gain expertise in all aspects of the Color Computer: graphics, music, games, utilities, education, programming, etc.

Graphics

Life in a Fish Bowl

By Sandy Tadman

16K
ECB


Are you looking for a maintenance-free pet? Here's one for you — a blinking, bubble-burping fish. Not only do you not have to feed it, you can send it back to tape or disk whenever you're tired of it.

Electronic Aquarium is an exercise in simple animation using PMODE4 and nested loops to achieve the appearance of motion. If, after typing in and running the program you find you aren't satisfied with your pet, you can customize him (or her) — after all, you have to live with it.

Try altering some of these variables. For example, the step rate of variable M (Line 15) controls the distance the fish moves; R determines where on the screen the fish, bubbles and eye are drawn; X controls the movement of the bubbles; and E controls the blinking of the eye. Alter the value Z in Line 22 to change how often the filter bubbles. Add color, if you own a CoCo 3. You can even change the shape of the fish as set in F\$ (Line 14).

The listing: AQUARIUM

```
4 '*****
5 '*   ELECTRONIC AQUARIUM   *
6 '*           by           *
7 '*   Sandy Tadman         *
8 '*   (C) JULY 1987        *
9 '*****
10 PMODE 4:SCREEN 1,1:PCLS
11 R=160:E=R+24:E1=R+27
12 FORGR=1TO254:A=RND(50):LINE(G
R,190)-(GR,(140+A)),PSET:NEXTGR:
'weed
13 LINE(1,155)-(20,190),PSET,BF:
```



```
LINE(3,157)-(17,187),PRESET,B
14 F$="S7H1U2E1R2E8RERER9F2RFRFR
F2DFE3UERE2RRER2FD3GDGDG3LG2F5RF
5D2GL5HLH5DG3LGLGL2GL9HLHL3HLH3L
H3G1L2H1U1E1BR14F3R2EUR2EUH2L":'
fish
15 FOR M=168 TO 0 STEP-3
16 S$=STR$(M) + ",96"
17 DRAW"BM"+S$+"C1;XF$;":GOSUB 2
0
18 DRAW"BM"+S$+"C0;XF$;":NEXT M
19 GOTO 16
20 PLAY"T255L4B":FOR X=96 TO 0 S
TEP-20:CIRCLE(R,X),4:CIRCLE(E,85
),4,,.01:CIRCLE(E,85),4,0:
```



```

21 FORY=X+4ØTO ØSTEP-2Ø:CIRCLE(R
,Y),4,Ø:CIRCLE(E,85),4:NEXTY:'ey
e
22 Z=RND(3Ø):IF Z>28 GOSUB26
23 NEXT X:R=R-3:E=E-3:EL=EL-3:IF
R<=1Ø THEN END
24 CIRCLE(EL,85),4,Ø:CIRCLE(EL,8
5),4,Ø,.Ø1

```

```

25 RETURN
26 FOR B=151 TO Ø STEP-1Ø:CIRCLE
(5,B),5:NEXT B:'filter
27 PLAY"Ø1T25ØCDEFGABØ2CDEFGABØ3
CDEFG"
28 FORB=151 TO ØSTEP-1Ø:CIRCLE(5
,B),5,Ø:NEXT B
29 RETURN

```

Utilities

16K
ECB

A CoCo Pop-Up Calculator

By Frank Turner

A friend of mine is always extolling the virtues of his new Macintosh. I enjoy demonstrating that almost anything his high-priced computer can do, my CoCo can do, also. So, when I saw what a neat graphic calculator he had, I thought I would write a CoCo version for myself.

Calc draws a calculator on the screen and allows you to perform ordinary four-function mathematical operations (addition, subtraction, multiplication and division.) Just enter a number, an "operator" (+, -, *, /), another number and the "equals" sign (=), and your answer will be displayed on the calculator screen.

Press C to clear the display for another operation. If you are finished, press the space bar, and the calculator will erase itself from the screen. As programmed, pressing the space bar also ends the program. But you can easily adapt *Calc* to become a subroutine of one of your larger programs with an INPUT or INKEY loop. In fact, the numbering of the program starts at Line 5000 to aid you in its transferal to a subroutine.

Just imagine — you're in the middle of a database program and need to do some calculations on your raw data. You won't have to waste time away from the keyboard hunting for your pocket calculator; you can quickly call up *Calc*, get your answer and return to the database where you left off!

Note: If you are using *Calc* as a subroutine, make sure that its variable names are not duplicated in the main program. Also, the DIM statement ought to go at the beginning of the main program.

The values required for the calculator display, or, in fact, any other display you may desire to construct, can be looked up in tables. In practice, it is easier to let the computer do the work. Just type in and run this one-line program:

```

1000 FORX=1TØ128:PRINT@17Ø,X:"=":"POKE12ØØ,X
:FORY=1TØ2ØØ:NEXTY:NEXTX

```

This mini-program lets you pick out the correct values to use to generate the character.

The listing: CALC

```

5ØØØ REM*****
*
5ØØ1 REM* CALCULATOR SUBROUTINE
*
5ØØ2 REM*****
*
5ØØ3 DIMP(9Ø):CF$="#####.#"

```

```

5ØØ4 DATA129,131,131,131,131,131
,131,131,131,13Ø,133,96,96,96,96
,96,96,96,96,138,132,14Ø,14Ø,14Ø
,14Ø,14Ø,14Ø,14Ø,14Ø,136,32,49,1
28,5Ø,32,32,51,32,52,32
5ØØ5 DATA32,53,32,54,32,32,55,32
,56,32,32,57,32,48,32,32,32,32,6
1,32
5ØØ6 DATA32,43,32,45,32,32,47,32
,42,32
5ØØ7 DATA32,32,32,32,32,32,32,32
,32,32,3,1,12,3,21,12,1,2Ø,15,18
5ØØ8 Y=992:A=Ø
5ØØ9 FORX=Y+2Ø8 TO Y+217:P(A)=PE
EK(X):READXX:POKEX,XX
5Ø1Ø A=A+1:NEXTX
5Ø11 Y=Y+32:IFY>1279 GOTO 5Ø12 E
LSE GOTO5ØØ9
5Ø12 Y=Ø:B$="":D$="":O$="":C$=""
5Ø13 C$=INKEY$:IF C$=""THEN5Ø13
5Ø14 PRINT@2Ø9+Y,C$;:B$=B$+C$:Y=
Y+1
5Ø15 IF C$="*" OR C$="/" OR C$="
+" OR C$="-" THEN PRINT@2Ø9,"
"C$;:O$=C$:GOTO 5Ø17
5Ø16 GOTO5Ø13
5Ø17 Y=Ø
5Ø18 C$=INKEY$:IFC$=""THEN5Ø18
5Ø19 PRINT@2Ø9+Y,C$;:D$=D$+C$:Y=
Y+1
5Ø2Ø IF C$="=" AND O$="*" THEN A
=(VAL(B$))*(VAL(D$)):GOTO5Ø25
5Ø21 IF C$="=" AND O$="/" THEN A
=(VAL(B$))/(VAL(D$)):GOTO5Ø25
5Ø22 IF C$="=" AND O$="+" THEN A
=(VAL(B$)+(VAL(D$)):GOTO5Ø25
5Ø23 IF C$="=" AND O$="-" THEN A
=(VAL(B$)-(VAL(D$)):GOTO5Ø25
5Ø24 GOTO5Ø18
5Ø25 PRINT@2Ø9,USINGCF$;A;
5Ø26 C$=INKEY$:IFC$=""THEN5Ø26
5Ø27 IFC$="C" THEN PRINT@2Ø9,"
";:GOTO 5Ø12
5Ø28 IFC$=CHR$(32) GOTO5Ø3Ø
5Ø29 GOTO 5Ø26
5Ø3Ø Y=992:A=Ø
5Ø31 FORX=Y+2Ø8 TO Y+217:POKEX,P
(A)
5Ø32 A=A+1:NEXTX
5Ø33 Y=Y+32:IFY>1279 THEN END EL
SE GOTO 5Ø31

```

The ABCs of Organization

16K
Disk

By Andre Needham

This short program alphabetizes the directory entries on your disks, which makes keeping track of programs much easier.

To use *DIR Alpha*, just put the disk to be alphabetized in Drive 0 and run the program. That's all there is to it!

The listing: DIRALPHA

```

10 CLEAR1100: DIMD$(68): CLS: PRINT
"DIRECTORY ALPHABETIZER": PRINT
20 INPUT "PRESS ENTER TO START"; A
$
30 PRINT "ONE MOMENT...": Z=0: FORT
=3 TO 11: A$="": B$="": DSKI$D, 17, T
, A$, B$
40 FORQ=1 TO 97 STEP32: C$=MID$(A
$, Q, 16): IFASC(LEFT$(C$, 1))=255 T
HEN130
50 IFASC(LEFT$(C$, 1))=0 THEN70
60 D$(Z)=C$: Z=Z+1
70 NEXT
80 FORQ=1 TO 97 STEP32: C$=MID$(B
$, Q, 16): IFASC(LEFT$(C$, 1))=255TH
EN130

```

```

90 IFASC(LEFT$(C$, 1))=0 THEN110
100 D$(Z)=C$: Z=Z+1
110 NEXT
120 NEXT
130 Z=Z-1: IFZ=0 THENPRINT "ONLY ON
E FILE ON DISK-NO NEED TO ALPH
ABETIZE": END
140 FORT=0 TO Z-1: FORS=T+1 TO Z
150 IFD$(S)<D$(T) THEN C$=D$(S):
D$(S)=D$(T): D$(T)=C$
160 NEXTS, T
170 N$=STRING$(16, 0): FORT=0 TO Z
+3 STEP8: A$="": B$=""
180 FORU=0 TO 3: IFT+U<=Z THEN A$
=A$+D$(T+U)+N$ ELSE 230
190 NEXT: FORU=4 TO 7: IFT+U<=Z TH
EN B$=B$+D$(T+U)+N$ ELSE240
200 NEXT
210 DSKO$0, 17, T/8+3, A$, B$: IFT+U<
=Z THENNEXT
220 IFT/8+4 <18 THENA$=STRING$(1
28, 255): B$=A$: DSKO$0, 17, T/8+4, A$
, B$
225 END
230 A$=A$+STRING$(128-LEN(A$), 25
5)
240 B$=B$+STRING$(128-LEN(B$), 25
5): GOTO210

```

Hard Copy Your Directory

16K
Disk

By Jim Knoppow

If you're as tired as I am of rooting through a pile of disks in order to find a particular file, here comes some rapid relief.

Pop a roll of 3 1/2-by-1 5/16 inch labels into your Epson-compatible printer, run *DIR Print*, and — *voila!* — out comes a neatly printed label showing every entry in the directory. Each label will hold up to 36 names and extensions.

In my filing system, I place my disks into categories (e.g., graphics, games, utilities, word processing text files, etc.). When a disk is reasonably full, it goes into a permanent filing system, a backup is made, and two *DIR Print* labels are printed — one for the main disks and one for the backup.

I also like to run *DIR Print* using ordinary computer paper (instead of labels) so that I can have an index of all my programs on one page.

All the printer codes are commented in the listing; so, if your printer is not Epson-compatible, you should be able to substitute the correct codes. Incidentally, until you reset the CoCo, directories will be printed to the screen in two columns for easier reading.

On some printers, the code in Line 40 that selects condensed type may be canceled by the code in Line 50, which selects elite type. You may need to put a REM marker at the beginning of Line 50. On my Epson LX 86 printer, the four columns of directory information fit on the label with plenty of room. On other printers, such as the Epson FX, however, the condensed mode is larger, and fitting the columns on a standard label is a tight squeeze, requiring a few trial runs. If you have problems, please feel free to contact me at 15355 SE 307 St., Kent, WA 98042.

ACCOUNT	BAB	ANIMATE	BAB	AUTODIAL	BAB	BARREL	BAB
BEEZAP	BAB	BIOCHART	BAB	BLASTER	BAB	COCODRAW	BAB
COCOKEYS	BAB	DESKTOPL	BAB	DIRALPHA	BAB	DIRPRINT	BAB
ENVELOPE	BAB	FISEAGLE	BAB	FIFTHDIM	BAB	FOOTBALL	BAB
FORMATTR	BAB	GRAPH	BAB	HANDMAN	BAB	JETPLANE	BAB
LE LUTIN	BAB	HAPSCALE	BAB	METRONOME	BAB	MONEYJAR	BAB
PAYROLL	BAB	RESCUE	BAB	ROADSKIL	BAB	ROBOFLIP	BAB
SCRNDMP	BAB	SPELDOWN	BAB	TAXINFO	BAB	UBETOWN	BAB
VACATION	BAB	VARIABLE	BAB	WDSEARCH	BAB	YARDBALE	BAB

Editor's Note: For best results, use DIR Print and DIR Alpha, the preceding program, in tandem — you will be able to locate any file in a matter of seconds.

The listing: DIRPRINT

```

10 POKE150, 1 'SETS BAUD RATE TO
9600-TO CHANGE THIS COCO TO
PRINTER COMMUNICATION SPEED SEE
YOUR COCO MANUAL.
20 PRINT#-2, CHR$(27); CHR$(51); CH
R$(18) 'LINE SPACING (1/12")
30 PRINT#-2, CHR$(27); CHR$(83); CH
R$(0) 'SELECT SUPERSCRIPT
40 PRINT#-2, CHR$(27); CHR$(15) 'SE
LECT CONDENSED
50 PRINT#-2, CHR$(27); CHR$(77) 'SE
LECT ELITE
60 FORX=3072 TO 3134: READA$: POKE X,
VAL("&H"+A$): NEXT
70 DATA 1A, 50, 8E, 80, 00
80 DATA A6, 84, B7, FF, DF
90 DATA A7, 80, 8C, E0, 00
100 DATA 27, 05, B7, FF, DE
110 DATA 20, EF, 1C, AF, 86
120 DATA 12, B7, CC, EC, B7
130 DATA CC, ED, B7, CC, EE

```

```

14Ø DATA B7,CD,ØØ,B7,CD
15Ø DATA Ø1,B7,CD,Ø2,B7
16Ø DATA CD,Ø3,B7,CD,Ø4
17Ø DATA B7,CD,Ø5,B7,CD
18Ø DATA 18,B7,CD,19,B7
19Ø DATA CD,1A,39
2ØØ EXEC3Ø72
21Ø PRINT#-2,CHR$(27);CHR$(81);C
HR$(64)'SELECT 64 CHAR/LINE
22Ø CLS
23Ø POKE 111,Ø
24Ø PRINT"INSERT DISK WHOSE DIRE
CTORY YOU WISH TO PRINT"
25Ø PRINT:PRINT"POSITION LABEL I

```

```

N PRINTER"
26Ø PRINT:INPUT"HIT <ENTER> TO P
RINT";Z
27Ø CLS
28Ø POKE111,254:DIR
29Ø PRINT#-2,CHR$(13)'CARRIAGE R
ETURN
3ØØ INPUT" DO YOU WANT TO PRINT
ANOTHER, <YES OR NO>";A$
31Ø B$=LEFT$(A$,1)
32Ø IF B$="N"THENEND
33Ø IF B$="Y"THEN22Ø
34Ø GOTO3ØØ

```

Reading Word Processing Files

By Chris Steele

4K

This program allows you to read a text file without having to load a word processor. After running, enter the filename with its proper extension. *ASCII Read* asks if you want the file output to the screen or to the printer, giving you a selection of printer baud rates to choose from. Note: If the file contains embedded control codes, the program might not work.

The listing: ASCIREAD

```

5 '* THE ASCII SCREEN MACHINE *
6 '* ASCIREAD BY CHRIS STEELE *
1Ø CLS:PRINTSTRING$(32,14Ø);:PRI
NT" The Ascii Print Utility (c)8
7":PRINTSTRING$(32,14Ø);:PRINT"P
rog Created by: Chris Steele"
15 PRINT:LINEINPUT"[ENTER] textn
ame/EXT:";FILE$:IFFILE$=""THEN15
ELSEPRINT:PRINT"Would you like t
o output file:";PRINT"[1] SCREEN
[2] PRINTER":LINEINPUT"Enter
Choice:";CH$:IFCH$="1"THEN2Ø ELS
E IFCH$="2"THEN45
2Ø OPEN"I",#1,FILES$
21 CLS:PRINT"[Press <S> to stop
scrolling]":FORX=1TO5ØØ:NEXTX
25 ST=Ø
3Ø ST=ST+1:IFST>6ØTHEN4Ø
35 IFINKEY$="S"ORINKEY$="s"THEN4
ØELSEIFNOTEOF(1)THENLINEINPUT#1,
TEXT$:PRINTTEXT$:GOTO35 ELSE CLO
SE:FORX=1TO5ØØ:NEXTX:PRINT"[End
of file]":GOTO1Ø
4Ø PRINT:LINEINPUT"<S>top or <C
>ontinue]:";C$:IFC$="S"ORC$="s"TH
ENCLOSE#1:PRINT"* aborted *":GO
TO1ØELSE25

```

```

45 PRINT:PRINT"Following Baud Ra
te to choose:";PRINT"[1] 3ØØ BAU
D [2] 6ØØ BAUD":PRINT"[3] 12ØØ
BAUD [4] 24ØØ BAUD":PRINT"[5]
48ØØ BAUD [6] 96ØØ BAUD":PRINT:
INPUT"Enter Baud#";BD$:IFBD$=""T
HEN45
5Ø IFBD$="1"THENPOKE15Ø,18Ø:GOTO
9Ø
55 IFBD$="2"THENPOKE15Ø,87:GOTO9
Ø
6Ø IFBD$="3"THENPOKE15Ø,41:GOTO9
Ø
65 IFBD$="4"THENPOKE15Ø,18:GOTO9
Ø
7Ø IFBD$="5"THENPOKE15Ø,7:GOTO9Ø
75 IFBD$="6"THENPOKE15Ø,1:GOTO9Ø
8Ø GOTO45
9Ø IFPEEK(&HFF22)<>4THENPRINT:PR
INT"Printer is not ready,turn it
on":PRINT:LINEINPUT"Press [ENTE
R] when ready:";ZZ$:IFZZ$=""THEN
94ELSE9Ø
94 OPEN"I",#1,FILES$
95 IFNOTEOF(1)THENLINEINPUT#1,TE
XT$:PRINT#-2,TEXT$:GOTO95 ELSE C
LOSE#1:PRINT:PRINT"[Printing is
complete]":FORX=1TO5ØØ:NEXTX:GOT
O5

```

Submissions to "Novices Niche" are welcome from everyone. We like to run a variety of short programs that can be typed in at one sitting and are useful, educational and fun. Keep in mind, although the short programs are limited in scope, many novice programmers find it enjoyable and quite educational to improve the software written by others.

Program submissions must be on tape or disk. We're sorry, but we cannot key in program listings. All programs should be supported by some editorial commentary, explaining how the program works. If your submission is accepted for publication, the payment rate will be established and agreed upon prior to publication.

RAINBOW

Give us your best: Join the ranks of these courageous CoCoists in showing the Color Computer world your high score at your favorite micro-diversion. We want to put your best effort on record in THE RAINBOW's "Scoreboard" column. All entries must be received 60 days prior to publication. Entries should be printed — legibly — and must include your full name, address, game title, company name and, of course, your high score. Each individual is limited to three score entries per month. Send your entries to Scoreboard, c/o THE RAINBOW. For greater convenience, your high scores may also be sent to us through the MAIL section of our Delphi CoCo SIG. From the CoCo SIG > prompt, pick MAIL, then type SEND and address to: EDITORS.

★ Current Record Holder ● Shutout

ADVANCED STAR*TRENCH (THE RAINBOW, 7/86)	86	Roy Grant, Toledo, OH	FIRE COPTER (<i>Adventure International</i>)	126,420	★Brad Wilson, Lithia Springs, GA
4,300	86	Melanie Moor, Florence, AL	64,710	64,710	Phillip Gregory, Moultrie, GA
3,975	86	Paul Summers, Orange Park, FL			
3,960	87	Douglas Bell, Duncan, OK			
	89	Chris Piche, White Rock, British Columbia	FIRESTORM (THE RAINBOW, 1/86)	22,505	★Chad Presley, Luselund, Saskatchewan
3,960	89	Milan Parekh, Fullerton, CA		8,910	Stephane Martel, Laval, Quebec
3,800	89	Andrew Urquhart, Metairie, LA		5,680	Kathy Rumpel, Arcadia, WI
2,600	89	Steve Zemaitis, Howell, MI		3,760	Rick Beavers, Bloomfield, MN
2,450	91	John Semonin, Akron, OH		3,505	Blake Cadmus, Reading, PA
BEE ZAPPER (THE RAINBOW, 9/87)					
9,650					
★Benoit Landry, Drummondville, Quebec	DECATHALON (<i>Spectral Associates</i>)	7,216	★Martin Parada, Arcadia, CA		
BOUNCING BOULDERS (<i>Diecom</i>)	DEF MOV (THE RAINBOW, 1/87)	30,253	★Benoit Landry, Drummondville, Quebec		
9,318					
8,859					
7,448					
3,994					
1,561					
BREWMASTER (NOVASOFT)	DEMON ATTACK (<i>Imagic</i>)	72,410	★Glenn Hodgson, Aberdeenshire, Scotland		
133,575		40,435	Upton Thomas, Arnold, MD		
126,925		28,780	Daniel Streidt, Cairo, Egypt		
		4,960	Laundre Clemon, Sacramento, CA		
BUBBLE WARS (THE RAINBOW, 2/88)	DESERT RIDER (<i>Radio Shack</i>)	50,797	★Patrick Devitt, Lombard, IL		
52,100		26,125	Ryan Grady, Newbury Park, CA		
42,800					
41,400					
26,350					
BUZZARD BAIT (<i>Tom Mix</i>)	DEVIL ASSAULT (<i>Tom Mix</i>)	1,866,100	★Stephane Martel, Laval, Quebec		
22,931,850		623,550	Dale Krueger, Maple Ridge, British Columbia		
763,550		75,000	Blake Cadmus, Reading, PA		
CALIXTO ISLAND (<i>Mark Data</i>)	DOWNLAND (<i>Radio Shack</i>)	99,980	★Danny Wimet, Rome, NY		
196		98,985	Karl Gulliford, Summerville, SC		
★Augusto Voysest, Lima, Peru		97,740	Stephane Deshaibes, Beloeil, Quebec		
CANYON CLIMBER (<i>Radio Shack</i>)		69,490	Neil Edge, Williston, FL		
1,627,500		77,254	Tom Audas, Fremont, CA		
178,200		73,346	Jean-Francois Morin, Loretteville, Quebec		
169,000					
159,200					
150,200					
141,400					
135,600					
128,000					
125,600					
125,000					
CASTLE (THE RAINBOW, 6/86)					
326,352					
228,622					
202,659					
116,806					
93,672					
Maurice MacGarvey, Dawson Creek, British Columbia					
CLOWNS & BALLOONS (<i>Radio Shack</i>)					
688,960					
70,160					
36,650					
COLOR POKER (The Rainbow, 4/83)					
4,128,600					
★Earl Foster, Lynchburg, VA					
CRYSTLE CASTLES (<i>ThunderVision</i>)					
554,979					
60,107					
★Patrick Martel, Laval, Quebec					
Alphonse Brown, Houston, TX					
DALLAS QUEST (<i>Radio Shack</i>)					
81					
★Brad Wilson, Lithia Springs, GA					
85					
David and Shirley Johnson, Leicester, NC					

SCOREBOARD

3,372	Benoit Landry, Drummondville, Quebec	PINBALL (Radio Shack)	399,350	★Troy Stoll, Washington, IN	SUCCESS MANSION (THE RAINBOW, 1/87)	13/13	★Dave Alessi, Iselin, NJ				
INFIDEL (Infocom)	400/326	★Brad Wilson, Lithia Springs, GA	213,300	Patrick Martel, Laval, Quebec	SUPER ROOTER (THE RAINBOW, 5/86)	15,180	★Richard Donnell, Penns Grove, NJ				
JOKER POKER (THE RAINBOW, 3/87)	2,793,285	★Blain Jamieson, Kingstons, Ontario	142,400	Thomas Payton, Anderson, SC	11,090	Frederick Lajoie, Nova Scotia, Canada	3,910	Daniel Bradford, Birmingham, AL			
13,377	★Jason Ebbeling, Berkshire, MA	PITFALL II (Activision)	199,000	★Sean Noonan, Green Bay, WI	TEMPLE OF ROM (Radio Shack)	303,600	★Tim Hennon, Highland, IN				
11,000	Frankie DiGiovanni, Olney, MD	121,680	★Robert Wells, Topeka, KS	TREKBOER (Mark Data)	132	★Matthew Fumich, Munford, TN	123	Roy Grant, Toledo, OH			
JUNIOR'S REVENGE (Computerware)	2,503,000	★Stephane Martel, Laval, Quebec	54	★Rusty Breitbach, Rickardsville, IA	TUT'S TUMB (Mark Data)	118,720	★Reina Roy, Carleton, Quebec				
257,600	Keith Cohen, Rocky Mount, NC	54	★Jeff Coburn, Easton, PA	★Brad Wilson, Lithia Springs, GA	74,780	Mack Haynes, Nice, CA	72,000	Chad Presley, Luseland, Saskatchewan			
THE JUNGLE (THE RAINBOW, 8/84)	432,223	★Michael Nystrom, West Bridgewater, MA	54	★Walter Hearne, Pensacola, FL	60,200	Don Siler, Muncie, IN	45,000	Blake Cadmus, Reading, PA			
JUNKFOOD (THE RAINBOW, 11/84)	18,650	★Daniel Streidt, Cairo, Egypt	54	★Jeff Szczerba, Sturtevant, WI	VARLOC (Radio Shack)	2,032	★Tony Harbin, Cullman, AL				
KARATE (Dicom Products)	11,600	★Jonathon Ross, Pocomoke City, MD	54	★Sean Noonan, Green Bay, WI	2,032	★Edward Rocha, Cobleskill, NY	2,008	Philip Puffinburger, Winchester, VA			
6,300	David Darling, Longlac, Ontario	6,300	★Christian Grenier, Valleyfield, Quebec	★Brad Wilson, Lithia Springs, GA	1,995	Denise Rowan, Minneapolis, MN	1,991	Ryan Grady, Newbury Park, CA			
THE KING (Tom Mix)	3,824,280	★Andre Grenier, Quebec, Canada	51	★Walter Hearne, Pensacola, FL	1,988	Randall Edwards, Dunlap, KS	1,975	Bernard Florence, Croydon, Australia			
22,400	Spencer Metcalf, Longview, TX	22,400	★Randy Venable, Coal City, WV	★Patrick Martel, Laval, Quebec	VICIOUS VIC (THE RAINBOW, 7/86)	18,813	★Talib Khan, Bronx, NY				
KORONIS RIFT (Epyx)	186,710	★Tony Harbin, Cullman, AL	9	Matthew Leitman, Beaconsfield, Quebec	11,902	Martha James, Swarthmore, PA	11,902	Karl Gulliford, Summerville, SC			
184,180	Russell Johnson, Sarnia, Ontario	184,120	★John Farrar, Lebanon, TN	PYRAMID (Radio Shack)	6,294	Pat O'Neill, Nepean, Ontario	4,643	Martha James, Swarthmore, PA			
133,990	Paul Blessing, Spring, TX	84,830	★Thomas Beruheimer, Yoru, PA	220	★Jason Ebbeling, Berkshire, MA	3,285	Richard Donnell, Penns Grove, NJ				
84,070	David Spalding, Galena Park, TX	33,900	★David Spalding, Galena Park, TX	PYRAMID 2000 (Radio Shack)	100	★Peter Antonacopoulos, Toa Baja, Puerto Rico	THE VORTEX FACTOR (Mark Data)	100/276	★Tommy Crouser, Dunbar, WV		
33,900	Steven Moreno, Stockton, CA	13,210	★David Ewing, Deatsville, AL	100	★Peter Antonacopoulos, Toa Baja, Puerto Rico	210	Rick & Brenda Stump, Laureldale, PA	210	Paul Maxwell, Vancouver, British Columbia		
LUNAR RESCUE (THE RAINBOW 8/87)	113,579	★Jeff Remick, Warren, MI	QUIX (Tom Mix)	8,407,772	★John Haldane, Tempe, AZ	WARP FACTOR X (Prickly-Pear)	5,829,559	★Doug Lute, Clymer, PA			
444,325	★Richard Donnell, Penns Grove, NJ	136,925	Alphonse Brown, Houston, TX	1,404,000	Curtis Goodson, Sao Paulo, Brazil	WISHBRINGER (Infocom)	400/201	★Brad Wilson, Lithia Springs, GA			
103,350	George Ramos, Lakeport, CA	55,550	Richard Deane, Chicago, IL	1,003,104	Elisa Goodson, Sao Paulo, Brazil	WRESTLE MANIAC (Dicom)	956,971	★Marc Reiter, Cincinnati, OH			
42,025	Steve Place, Webster, NY	THE MARTIAN CRYPT (NOVASOFT)	32	★Matthew Fumich, Munford, TN	326,192	John Hotelling, Duaneburg, NY	546,315	Louis Bouchard, Gatineau, Quebec			
MEGA-BUG (Radio Shack)	5,172	★Jason Ebbeling, Berkshire, MA	27,542	★Melanie Lapoint, Fitchburg, MA	8,812	Allen Houk, San Diego, CA	45,483	Tony Bacon, Mt. Vernon, IN			
MISSION: F-16 ASSAULT (Dicom Products)	468,750	★Karen Jessen, Cleveland, OH	21,682	Paul Blessing, Spring, TX	17,851	Yvan Langlois, Laval, Quebec	39,086	Billy Helmick, Independence, KY			
355,570	Stirling Dell, Dundalk, Ontario	319,160	Jeremy Pruski, Sandwich, IL	8,812	Allen Houk, San Diego, CA	120,670	Vernon Johnson III, Parkville, MD	26,599	Jonathon Ross, Pocomoke City, MD		
137,920	Mike Grant, Fresno, CA	127,550	Michael Heitz, Chicago, IL	6,576	Scot Drew, Olyria, OH	58,530	Chris Wright, New Albany, IN	ZAKSUND (Elite Software)	357,550	★Martin Parada, Arcadia, CA	
MOON HOPPER (Computerware)	103,840	★Alphonse Brown, Houston, TX	6,204	David Spalding, Galena Park, TX	5,679	John Moore, Ottawa, OH	5,274	Reland Brumfield, LaJolla, CA	39,950	Walter Hearne, Pensacola, FL	
100,990	George Ramos, Lakeport, CA	51,870	Martin Kertz, Forrest City, AR	4,719	Mary Calcott, LaJolla, CA	SAILOR MAN (Tom Mix)	332,600	★Jeremy Carter, Spring Lake Park, MN	ZAXXON (Datasoft)	2,061,000	★Byron Alford, Raytown, MO
MUNCHKIN BLASTER (THE RAINBOW, 8/87)	9,000	★Benoit Landry, Drummondville, Quebec	287,200	Patrick Devitt, Lombard, IL	SANDS OF EGYPT (Radio Shack)	82	★Edward Rocha, Cobleskill, NY	86	Roy Grant, Toledo, OH	119,600	Daniel Bradford, Birmingham, AL
7,240	Jeff Remick, Warren, MI	ONE-ON-ONE (Radio Shack)	1,210-0	★Jonathan Dorris, Indianapolis, IN	86	Neil Haupt, Elyria, OH	87	Neil Haupt, Elyria, OH	118,100	Daniel Streidt, Cairo, Egypt	
1,210-0	★Gregg Thompson, Chesterfield, VA	1,204-0	★Chad Johnson, Benton, AR	1,160-0	★Mark Lang, Downeyville, CA	1,132-23	Dan Liffmann, Andover, MA	1,122-4	Jason Ebbeling, Berkshire, MA	111,400	Jeff Miller, Bronson, MI
1,160-0	★Mark Lang, Downeyville, CA	1,132-23	Dan Liffmann, Andover, MA	1,122-4	Jason Ebbeling, Berkshire, MA	PAPER ROUTE (Dicom Products)	1,120,350	★Neil Haupt, Elyria, OH	87,200	Tim Lang, Downeyville, CA	
1,059,350	David Kauffman, South Haven, MI	830,950	Christopher Darden, Woodson Terrace, MO	830,950	Konnie Siewierski, Schaumburg, IL	531,600	Larry Shelton, Marion, IL	25,700	Patrick Devitt, Lombard, IL	83,700	David Darling, Longlac, Ontario
PEGASUS AND THE PHANTOM RIDERS (Radio Shack)	303,100	★Mike Grant, Fresno, CA	244,100	Martinez Domingo, Miami, FL	67,100	Ryan Grady, Newbury Park, CA	SHORT-TERM MEMORY TEST (THE RAINBOW, 12/85)	20	★Brian and Harold Matherne, Gretna, LA	81,000	David Anderson, Midlothian, VA
303,100	★Mike Grant, Fresno, CA	244,100	Martinez Domingo, Miami, FL	67,100	Ryan Grady, Newbury Park, CA	SPEEDSTER (THE RAINBOW 8/87)	4,710	★Andrea Reelitz, Greenville, IL	3,350	Jamie Stoner, Mt. Union, PA	
244,100	Martinez Domingo, Miami, FL	67,100	Ryan Grady, Newbury Park, CA	STELLAR LIFE-LINE (Radio Shack)	629,000	★Steven Smith, Matthews, NC	114,620	Martinez Domingo, Miami, FL			

— Jody Doyle

SCOREBOARD POINTERS

In conjunction with THE RAINBOW's Scoreboard, we offer this column of pointers for our game-playing readers' benefit. If you have some interesting hints, tips or responses to questions, or want help yourself, we encourage you to write to the Scoreboard, c/o THE RAINBOW.

Feedback

In response to questions from:

● Tim Collett: In *Raaku-Tu*, when you get to the south end of a great hallway, go north and you will be at the north end of the hallway. Once you get there you will need to go east to find the lamp. Next, you will need to go west back to the north end of the hallway, and go west again to find the candle. Then you will need to go to the petite chamber and light the candle with the lamp, and attack the gargoyle with the candle and then put it out.

A word of warning: If you get to the room with the vault and pull the lever, you will be killed.

Bryan Tucker
Pine Bluff, AR

● Jared Brookes: Don't use any rings until you have accomplished killing all the creatures on levels 1 through 3 in *Dungeons of Daggorath*.

● John Barsh: I shall make you a deal. I will tell you where the torch is if you tell me where the grapes and the scepter are in *Sands of Egypt*. The torch is two steps south of the cliff, then dig.

● Steven Kaschimer: Get away from all Abye flasks in *Dungeons of Daggorath*. They will kill you if you use them. Save all your Hale and Thews flasks.

● Jason Jasmin: In *Sands of Egypt*, I don't know where the dates are, but the pool I do know. When you are at the cliff, go down, then go west three times, then south and then east.

Eric Reitz
Mendham, NJ

● Richard Deane: To get past the tunnel in *Dragon's Blade*, go into the east room and get a boulder, then come back out. Type THROW BOULDER and when it asks where, type N. Now you can go safely through the tunnel (only if you have the sword from the mine!).

● Robert Taylor: To get the flashlight in *Dallas Quest*, try pulling the curtain.

● Fallon Yager: As far as I know, you do not go across the rug in *Raaku-Tu*. You can solve the game without going to that door.

To kill the wizard's image in *Dungeons of Daggorath*, make sure you have a Hale flask in one hand and either of the two rings in the other. Hit once with the Fire ring, drink a Hale flask, hit with the Ice ring, Hale flask, etc. It takes four shots to kill him.

● Rick Kelton: To find the amulet in *Trekboer*, look around where you found the Roman numerals . . . especially up.

● Chris Casey: To get out of the dark in *Hitchhiker's Guide to the Galaxy*, wait until it does not list one of the five senses, then use that sense. This works for all the darks.

In *Hitchhiker's Guide to the Galaxy*, how do you get the real tea or common sense?

How do you stop the boat from leaking in *Blackbeard's Island*?

Tom Lawrence
Middlesex, NJ

Scoreboard:

In *Dungeons of Daggorath*, what is the incantation for the Supreme ring?

David Wurmstein
Del Rio, TX

Scoreboard:

In *Dungeons of Daggorath*, to reveal a ring you may want to look the word up in a dictionary and the definition will give you a clue.

D.J. Massa
Linton, IN

Scoreboard:

I've finally become almost invincible on the first level of *Dungeons of Daggorath*, but when I climb to the next level, the ogre fellow of the giant knight's kills me. On Level 1, I get a lot of things hoarded around the ladder, such as a

shield, wooden sword and a bundle of torches. Once, I got a ring and an iron sword, but I can't get them anymore. What do I do now?

Mike Snyder
Allen, OK

Scoreboard:

In *Dallas Quest*, to get the shovel, first drop the owl. Before you go down the ladder, put everything you have (except the flashlight) into the knapsack. Drop the knapsack, turn and go down the ladder with only your flashlight, then drop the flashlight and return to the trading post. Now get the knapsack and go down the ladder.

In *Sands of Egypt*, the torch is buried in the sand. To ride the camel you must first go to the tree and get the dates. Feed the camel the dates and ride the camel. The scepter is hidden in the carving and the ax is on top of the pyramid. You cannot get the rope; you must make your own by getting the palm fronds from the tree and braiding them.

When you are in the treasure room, type GO CRACK. Get back on your boat and float back until you are under the hole. Drop and climb the ladder.

Warning: Never drink the water that is underground.

Philip Manwarren
Harrington, ME

To respond to other readers' inquiries and requests for assistance, reply to "Scoreboard Pointers," c/o THE RAINBOW, P.O. Box 385, Prospect, KY 40059. We will immediately forward your letter to the original respondent and, just as importantly, we'll share your reply with all "Scoreboard" readers in an upcoming issue.

For greater convenience, "Scoreboard Pointers" and requests for assistance may also be sent to us through the MAIL section of our Delphi CoCo SIG. From the CoCo SIG> prompt, pick MAIL, then type SEND and address to: EDITORS. Be sure to include your complete name and address.

— Jody Doyle



Bring the CoCo 3's palette to PMODE 3 and 4 graphics

The Color Gallery

By Eric White

Just as the autumn leaves were beginning to introduce new colors to nature's palette, Tandy was introducing the CoCo 3 to the world of computer enthusiasts. With its new color abilities, the CoCo is now a real color computer. We now have the creative power of choice.

When we select the palette for our graphics, we can actually use color theory techniques such as analogous, monochromatic, secondary and tertiary color schemes. Imagine, purple mountains surrounded above by light, airy blue sky, a valley of golden flowers, and maybe a blackbird flying above.

All this and more! The CoCo 3 is a new beginning, but what happens to the old pictures we created on the previous CoCos? Are they stuck with the old palette of colors? No, *Color Change* will help you fix them.

Color Change allows you to load old *Graphicom* or *CoCo Max* pictures and change their color palettes. The program's menu is controlled with the four arrow keys and the space bar. You'll need a backup disk of Hi-Res (Oh, excuse me, they now call it "Lo-Res") PMODE 3 or PMODE 4 pictures. The pictures will not be harmed, and they will be saved as a standard 6K binary

file, to remain compatible with most commercial software.

Load a picture by selecting the Load option. Once the picture is loaded, select either the upper or lower screen, which will be the picture screen saved back to the disk as a 6K binary file (addresses &H0E00, &H25FF and &H0006).

Make changes to the palette by moving the "change" bar over the colored square you want to modify and press the space bar. The picture will appear; to change the color, press the up or down arrow keys. When finished, press the space bar to accept the color change or press the BREAK key to abort the change. To see the picture at any time, press the F1 key.

When finished with your palette changes, select the Save option to save the currently selected picture area (upper/lower), and the new palette will be coded and stored in the last part of the file's directory entry (bytes 16 through 31). Once you have colorized all your pictures, you will be ready to run the *Color Gallery* program, which displays the "colorized" standard Lo-Res PMODE 3/PMODE 4 pictures on the CoCo 3 in a "gallery."

To use *Color Gallery*, type in the program and save it to a picture disk (disk containing Lo-Res pictures colorized with *Color Changer*), and then run.

The program loads and searches the disk directory for any file with the extension that matches the variable FE\$ in Line 100. Next, it will load and display each picture in the palette that

is stored on the file's directory entry. If the picture file has no palette or if the computer being used is not a CoCo 3, the default palette of "black/red/blue/white" will be used.

Each picture remains on the screen for a few seconds; the time is controlled by variable TM in Line 110. To go to the next picture without waiting, just press the space bar and the program will continue.

Color Gallery can be put on almost any disk of pictures, since it loads the disk directory each time it is loaded and run. Just be sure the extensions of the pictures match the gallery extension variable.

Pal Print is a utility program used to decode and print the palettes of Lo-Res pictures. The output can be directed to the screen or printer. Enter the filename of the picture you want to decode, or press ENTER to decode all the pictures on the disk.

Sitting in front of the CoCo screen is a far cry from walking down the marble hallway of a New York art gallery, yet we can capture some of that awe and appreciation as we view the colorful pictures created by family and friends. Our computer galleries house the artistic creativity enhanced by this electronic age. Color, shape and texture are all there for the artist to control and mold into his own world of expression.

(Questions or comments about these programs may be directed to the author at P.O. Box 609, Altamonte Springs, FL 32715. Please enclose an SASE when writing for a reply.) □

Eric White is a self-taught programmer with a graphic arts background, who has been writing software for five years. He lives in Altamonte Springs, Florida, and has coauthored many programs in association with WHITESMITH.

✓	310	42
	1400	106
	2900	44
	4060	126
	5600	7
	7500	163
	8500	42
	9400	11
	END	224

Listing 1: CHANGER

```

10 *****
20 '*          LOW-RES PICTURE          *
30 '*    PALETTE COLOR CHANGER    *
40 '* VERSION: 1.0          8610.31 *
50 *****
60 '* (C) 1986 BY ERIC WHITE *
70 *****
100 CLEAR2000,31231:PMODE3:PCLEA
R8:DIM CP(15),P$(72),A$(1),SP(24
):P=3:SC=0:OP=7
150 G$="/,5>?%* ?=:/-*OLEJOANMBO
LKENLHOL/ 5:??* ?5:/-"+CHR$(34)+
"O@ENOEKGJO@OEJMJOL,,4<<$,(<<8,$
(LLDHL DHDHL@LDLLHLL"
160 FORX=1TO96:MID$(G$,X,1)=CHR$(
ASC(MID$(G$,X,1))+112):NEXT
200 FORZ=0TO15:READ CP(Z),A$:PAL
ETTE Z,CP(Z):NEXTZ
250 ON BRK GOTO 1100
270 'CMP DEFAULT PALETTE COLORS
300 DATA 0 , PMODE COLOR 1
301 DATA 12 , PMODE COLOR 2
302 DATA 7 , PMODE COLOR 3
303 DATA 63 , PMODE COLOR 4
304 DATA 0 , LO-RES COLOR 1
305 DATA 12 , LO-RES COLOR 2
306 DATA 7 , LO-RES COLOR 3
307 DATA 63 , LO-RES COLOR 4
308 DATA 0 , BG COLOR 128-255
309 DATA 18 ,
310 DATA 16 ,
311 DATA 63 ,
312 DATA 16 , FG COLOR 0-127
313 DATA 32 , BG COLOR 0-127
314 DATA 0 ,
315 DATA 38 ,
400 SL$(0)="change":SL$(1)="sele
ct"
500 P(0)=161:P(1)=169:P(2)=177:P
(3)=185:P(4)=353:P(5)=361:P(6)=3
69:P(7)=377
600 GB$=CHR$(128)+CHR$(128):N$="
UNTITLED"
700 G1$=CHR$(143):G1$=G1$+G1$+G1
$+G1$+G1$+G1$

```

```

800 G2$=CHR$(159):G2$=G2$+G2$+G2
$+G2$+G2$+G2$
900 G3$=CHR$(175):G3$=G3$+G3$+G3
$+G3$+G3$+G3$
1000 G4$=CHR$(191):G4$=G4$+G4$+G
4$+G4$+G4$+G4$
1100 CLS0:A$=INKEY$:PRINTG$;
1200 C$=" BNOXQHFGS_pxwu_AX_DQH
B_VGHSD ":FORX=1TO16:POKE1119+X
,ASC(MID$(C$,X,1))-63:POKE1152-X
,ASC(MID$(C$,33-X,1))-63:NEXT
1300 PRINT@193,G1$GB$G2$GB$G3$GB
$G4$;
1400 PRINT@225,G1$GB$G2$GB$G3$GB
$G4$;
1500 PRINT@257,G1$GB$G2$GB$G3$GB
$G4$;
1600 PRINT@289,G1$GB$G2$GB$G3$GB
$G4$;
1700 PRINT@385,"MODIFY"GB$"MODIF
Y"GB$" SAVE "GB$" LOAD "GB$" LOW
"GB$" HIGH "GB$"GRAPHS"GB$"GRA
PHS"GB$"SCREEN"GB$"SCREEN"GB$"
TO "GB$" FROM "GB$"&H0E00"GB$"&
H2600"GB$" DISK "GB$" DISK ";
1800 U$=" "+CHR$(207)+"=## "+CH
R$(223)+"=## "+CHR$(239)+"=##
"+CHR$(255)+"=## ":SC$(0)="HI-S
CRN":SC$(1)="LO-SCRN":B$=CHR$(14
3)
1900 '
2000 PD=0'PICTURE DISK DRIVE NO.
2100 FE$="PIC"DISK FILE EXTENSI
ON
2200 DE$="/"+FE$+": "+RIGHT$(STR$(
PD),1):PP=OP:KB=0:LD=0:GOTO 310
0
2300 MN=1:GOSUB 10000:MN=0:ON KB
GOTO 2400,2500,2600,2700,2800
2400 PP=PP+4:GOTO 2900
2500 PP=PP-4:GOTO 2900
2600 PP=PP-1:GOTO 2900
2700 PP=PP+1:GOTO 2900
2800 LD=1:OP=PP
2900 IF LD THEN ON PP+1 GOTO 404
0,4040,4040,4040,9950,9950,3200,
3300
3000 IF PP<0 THEN PP=PP+8 ELSE I
F PP>7 THEN PP=PP-8
3100 PRINT@P(OP),GB$GB$GB$;:OP=P
P:PRINT@P(OP),SL$(INT(OP/4));:GO
TO 2300
3200 Y$="SAVE PICTURE TO DISK":G
OTO3400
3300 Y$="LOAD PICTURE FROM DISK"
:GOTO3400
3400 CLS:GOSUB9700:PRINTSTRING$(
32,140)TAB((32-LEN(Y$))/2)Y$:PRI
NTSTRING$(32,131):PRINT
3500 ON PP-5 GOTO 8600,4100

```



```

3600 A$=INKEY$:IF A$="" THEN 360
0
3700 SOUND200,1:RETURN
3800 PRINT@128,"":PRINTTAB(6)"EN
TER NAME OF PICTURE":PRINT:PRINT
:PRINT@233,"";:INPUTY$:RETURN
3900 CLS
4000 A$=INKEY$:GOTO1100
4040 PMODE P,SC*4+1:SCREEN1,1:NC
=CP(PP)
4050 PALETTE PP+4,NC:PLAY"P10"
4060 GOSUB1000:IF KB=5 THEN CP(
PP)=NC:CP(PP+4)=NC:FORZ=0TO7:PAL
ETTE Z,CP(Z):NEXT:GOTO1100
4070 IF KB=1 THEN NC=NC+1:IF NC>
63 THEN NC=0:SOUND1,1
4080 IF KB=2 THEN NC=NC-1:IF NC<
0 THEN NC=63:SOUND1,1
4090 GOTO 4050
4100 VERIFY ON
4200 IF DT THEN4600
4300 FORX=1TO12:SP(X)=(X-1)*32+1
:SP(X+12)=SP(X)+16:NEXT:Z$="LOAD
">:EX$="exitdisk"
4400 NN=0:FORX=1TO72:P$(X)="" :NE
XT
4500 DSKI$ PD,17,18,A$(0),A$(1):
DN$=MID$(A$(1),113,8):DT$=MID$(A
$(1),121,8):FR=FREE(PD)
4600 GOSUB9500
4700 IF DT THEN5000
4800 IF VAL(DT$)=0 THEN 8200
4900 PRINT@66,"WHEN DIR. IS PRIN
TED,USE THE ARROW KEYS TO SCROL
L THROUGH THE LIST OF PROGRAMS
ON THE DISK.":GOSUB7400:S=1
5000 S=1:GOSUB7200
5100 FORT=0TO11:Y$=INKEY$:PRINTT
AB(7);LEFT$(P$(S+T),8);TAB(23);L
EFT$(P$(S+T+12),8):NEXTT:PP=1:LD
=0
5200 PRINT@SP(PP),Z$;:P1=PP
5300 GOSUB1000:ON KB GOTO 5400,
5600,5800,6000,6200
5400 PP=PP+1:IF PP>NN THEN PP=NN
5500 GOTO6300
5600 PP=PP-1:IF PP<1 THENPP=1
5700 GOTO 6300
5800 PP=PP-12:IF PP<1 THENPP=1
5900 GOTO 6300
6000 PP=PP+12:IF PP>NN THENPP=NN
6100 GOTO 6300
6200 LD=1:P1=0
6300 IF PP=P1 THEN5200
6400 PRINT@SP(P1)," "":IF LD
=0 THEN5200ELSEGOTO8000
6500 IF PP<1THENPP=1
6600 NV=INT((S-1)/24):IFPP>(NN-2
4*NV) THENPP=(NN-24*NV)
6700 IFPP>24THENPP=24
6800 'IFIN=9THEN7100ELSE IFIN<>8

```

```

THEN6400 ELSEIFS-24<1THEN6400
6900 'IFIN<>8THEN6400
7000 'PP=1:S=S-24:GOTO5000
7100 GOTO 6400'IF S+24>49 OR S+2
4>NN THEN6400ELSEPP=1:S=S+24:GOT
O5000
7200 PRINT@480,USING"## PICTURE
";NN-1;:IF NN>2 THENPRINTCHR$(8)
"S";
7300 PRINT@0,"";:RETURN
7400 PRINT@232,"READING DIRECTOR
Y"
7500 NN=0:FORZ=3TO11
7600 DSKI$ PD,17,Z,A$(0),A$(1):F
ORQ=0TO1:FORW=0TO3:P$=MID$(A$(Q)
,W*32+1,32):P1$=LEFT$(P$,1):P1=A
SC(P1$):IFP1=0THEN7700ELSEIF P1=
255THENGOTO7800ELSE IF MID$(P$,9
,3)=FE$ THEN NN=NN+1:P$(NN)=P$
7700 NEXTW,Q,Z
7800 POKE&HFF40,0:NN=NN+1:P$(NN)
=EX$
7900 RETURN
8000 IF P$(PP)=EX$ THENDT=0:GOTO
3900ELSEDT=1:LD=0:PRINT@492,"LOA
DING:"LEFT$(P$(PP),8);:PCLS1:SCR
EEN1,1:LOADM LEFT$(P$(PP),8)+DE$
:N$=LEFT$(P$(PP),8)
8010 IF MID$(P$(PP),17,16)=STRIN
G$(16,0) THEN 8100 ELSE FORX=0 T
O 15:CP(X)=ASC(MID$(P$(PP),17+X,
1)):NEXT:FORX=0TO7:PALETTE X,CP(
X):NEXT
8100 PLAY"P50":GOTO 1100
8200 CLS:PRINT@66,"HEY! THIS DI
SK HAS NO NAME!"
8300 PRINT@96," WHAT DO YOU WAN
T TO NAME IT?:PRINT@269,".....
":PRINT@266,"";:INPUTDN$:IF DN$
=""OR LEN(DN$)>8GOTO8300
8400 PRINT@321,"ENTER TODAY'S DA
TE FOLLOWED BY":PRINT@355,"YOUR
IDENTIFICATION LETTER":PRINT@395
,"YYMM.DDI":PRINT@392,"";:INPUTD
T$:IF DT$="" OR LEN(DT$)<>8THEN8

```

Hint . . .

High-Speed Hijinx

If you want to include the high-speed poke in a program that performs printer output, keep in mind you don't have to turn off the high-speed poke. Just issue a baud rate poke at the beginning of your program that uses a baud value half that which you would normally use. For example, instead of using POKE 150,1 to set your computer for 9600 baud printing, use POKE 150,7 to set it to 4800 baud.

James M. Stewart
(WHEELJIMMER)
Highland Falls, NY

```

400
8500 DSKI$ PD,17,18,A$(0),A$(1):
MID$(A$(1),113,16)=STRING$(16,32
):MID$(A$(1),113,8)=DN$:MID$(A$(
1),121,8)=DT$:DSKO$ PD,17,18,A$(
0),A$(1):DT=0:GOTO1100
8600 PRINT@128,"";A$=INKEY$
8700 IF N$="" THEN INPUT"NAME OF
PICTURE TO BE SAVED";N$ ELSE Y$
=N$:GOTO8800
8800 PRINT:PRINT:IF Y$="" THENPR
INTTAB(5)"ABORT ILLEGAL FILE NAM
E!":SOUND5,10:GOTO1100
8900 IF SC THEN GOSUB 10700
9000 Y$=LEFT$(Y$,8):SAVEM Y$+DE$
,&HE00,&H25FF,&H0006:IF SC THEN
GOSUB 10700
9100 CP$="" :FORZ=0TO15:CP$=CP$+C
HR$(CP(Z)):NEXTZ
9200 FORZ=3 TO 11:DSKI$ PD,17,Z,
A$(0),A$(1):FORQ=0 TO 1:FORW=0 T
O3:IF Y$+FE$=MID$(A$(Q),W*32+1,1
1) THEN MID$(A$(Q),W*32+1+16,16)
=CP$:DSKO$ PD,17,Z,A$(0),A$(1):Z
=11:Q=1:W=3
9300 'PRINT MID$(A$(Q),W*32+1,32
):EXEC44539
9400 NEXT W,Q,Z:GOTO1100
9500 CLS:PRINT@384,STRING$(32,14
3)DN$" "RIGHT$(DE$,2)TAB(11)B$DT
$B$;:PRINTUSING"## GRANULE";FR;:
IF FR>1 THEN PRINT"S"

```

```

9600 PRINT@395,B$;:PRINT@404,B$;
:PRINT@391,CHR$(143);:GOTO9800
9700 PRINT@384,STRING$(32,143):P
RINT@416,"PALETTE";:PRINTUSINGU
$;CP(0),CP(1),CP(2),CP(3)
9800 PRINT@448,STRING$(32,143)"S
CN:";SC$(SC);B$"PICNAME:"N$;LEFT
$(DE$,3);:POKE1535,ASC(RIGHT$(FE
$,1)):PRINT@459,B$;
9900 PRINT@0,"";:RETURN
9950 SC=PP-4
9960 PMODE P,SC*4+1:SCREEN1,1
9970 EXEC44539:GOTO1100
10000 KB=0' READ KEYBOARD
10100 IF PEEK(342)=247 THEN POKE
342,255:KB=1
10200 IF PEEK(341)=247 THEN POKE
341,255:KB=2
10300 IF PEEK(343)=247 THEN POKE
343,255:KB=3
10400 IF PEEK(344)=247 THEN POKE
344,255:KB=4
10500 IF PEEK(345)=247 OR PEEK(3
38)=191 THEN POKE 345,255:KB=5
10550 IF PEEK(343)=191 THEN SCRE
EN1,1 ELSE IF MN=1 THEN SCREEN0,
0
10600 IF KB=0 THEN 10100 ELSE PL
AY"P255":RETURN
10700 FORX=1TO4:PCOPY X TO 19:PC
OPY X+4 TO X:PCOPY 19 TO X+4:NEX
T:RETURN

```

Listing 2: GALLERY

```

10 '*****
20 '* LOW-RES PICTURE GALLERY *
30 '* WITH PALETTE CONTROL *
40 '* VERSION: 1.0 8611.02 *
50 '*****
60 '* (C) 1986 BY ERIC WHITE *
70 '*****
80 A$=INKEY$:F=FREE(PEEK(&HEB))
90 CLS0:PCLEAR8:CLEAR2000:IF PEE
K(33021)=50 THEN PMODE3,5:PCLS0
ELSE PMODE 4,5:PCLS1
100 FE$="PIC"DISKFILE EXTENSION
110 TM=3500'TIMEOUT BETWEEN PICS
120 DIMNF$(71):X=0:FORS=3TO11
130 DSKI$ PEEK(&HEB),17,S,A$,B$
140 C$=A$+LEFT$(B$,127)
150 FORN=0TO7
160 NF$=MID$(C$,N*32+1,32)
170 IFLEFT$(NF$,1)=CHR$(0)THEN21
0
180 IFLEFT$(NF$,1)=CHR$(255)THEN
N=7:S=11:GOTO210
190 IFMID$(C$,N*32+9,3)<>FE$ THE

```

```

N 210
200 NF$(X)=NF$:X=X+1
210 NEXTN,S
220 SCREEN1,1
230 FORI=0TO X-1:IF NF$(I)="" TH
EN CLS:PRINT"THERE IS NO PICTURE
S ON THIS DISK WITH THE EXTEN
SION -"FE$":END
240 F$=LEFT$(NF$(I),8)+"/"+FE$
250 LOADM F$
260 IF PEEK(33021)=50 THEN FORT=
4TO7:PALETTE T,63:PLAY"P50":NEXT
T
270 FORT=1TO4:PCOPY T TO T+4:NEX
TT
280 IF PEEK(33021)=50 THEN GOSUB
310
290 FORT=1TO TM:A$=INKEY$:IF A$=
"" THEN NEXTT ELSE T=TM:NEXTT
300 SCREEN1,1:NEXTI:GOTO 230
310 IF MID$(NF$(I),21,4)=STRING$
(4,0) THEN PALETTE 4,0:PALETTE 5
,12:PALETTE 6,21:PALETTE 7,63:RE
TURN
320 FORT=4TO7:PALETTE T,ASC(MID$
(NF$(I),17+T,1)):PLAY"P50":NEXTT
:RETURN

```

Listing 3: PALPRINT

```

10 *****
20 '* DECODE AND PRINTS COLORS *
30 '*     LOW-RES PALETTES     *
40 '* VERSION: 1.0     8611.02 *
50 *****
60 '* (C) 1986 BY ERIC WHITE *
70 *****
80 A$=INKEY$:F=FREE(PEEK(&HEB))
90 CLS:PCLEAR8:CLEAR2000
100 FE$="PIC"DISKFILE EXTENSION
110 PRINT"OUTPUT TO (S)CREEN OR
(P)RINTER"
120 A$=INKEY$:IF A$="" THEN 120
130 IF A$="S" THEN DV=0:GOTO 150
140 IF A$="P" THEN DV=-2 ELSE 90
150 CLS:PRINT" ENTER THE NAME OF
PICTURE FOR     DECODING OF PAL
ETTE COLORS     OR PRESS [ENTER
] TO DECODE     ALL PICTURES
ON DISK"
160 PRINT@200,"";:INPUTN$
170 IF N$>" " THEN N$=N$+STRING$(
8-LEN(N$),32)
180 DIMNF$(71):X=0:FORS=3TOLL

```

```

190 DSKI$ PEEK(&HEB),17,S,A$(0),
A$(1)
200 FOR C=0TO1:FOR N=0TO7
210 NF$=MID$(A$(C),N*32+1,32)
220 IFLEFT$(NF$,1)=CHR$(0)THEN27
0
230 IFLEFT$(NF$,1)=CHR$(255)THEN
N=7:S=11:GOTO270
240 IFMID$(A$(C),N*32+9,3)<>FE$
THEN 270
250 IF N$>" " AND LEFT$(NF$,8)<>N
$ THEN 270
260 NF$(X)=NF$:X=X+1
270 NEXTN,C,S
280 FORI=0TO X-1:IF NF$(I)="" TH
EN 340
290 PRINT#DV,CHR$(27)CHR$(20);'C
ONDENSED PRINT FOR DMP-200
300 CLS:PRINT#DV,"PICTURE NAME:
"LEFT$(NF$(I),8)"/"FE$:PRINT#DV
310 FORT=0 TO 15
320 PRINT#DV," SLOT ";:PRINT#DV
,USING"##";T;:PRINT#DV,"="ASC(MI
D$(NF$(I),17+T,1)),
330 NEXT T:IF DV=0 THEN PRINT@45
1,"PRESS ANY KEY TO CONTINUE.";:
EXEC44539 ELSE PRINT#DV:PRINT#DV
340 CLS:NEXTI:GOTO 100

```

TANDY COMPUTER DISCOUNTS

COLOR COMPUTERS

26-3127 64k color comp	89.95
26-3334 CoCo 3	170.00
26-3215 CM-8 color monitor	259.95

PRINTERS

26-2802 DMP 106	179.95
26-1277 DMP-430	580.00
26-1280 DMP-130	279.00

Complete line of Tandy (Daisy Wheel) print wheels

MODEL 4 and MSDOS COMPUTERS

25-1050 Tandy 1000 EX	530.00
25-1052 Tandy 1000 SX	750.00
25-1053 TANDY 1000 HX	599.00
25-1600 TANDY 1000 TX	999.95
25-1023 CM-5 color monitor	249.95
25-1020 VM-4 Monochrome monitor	110.00

We Carry the Complete Line of Tandy Computer Products at Discount Prices

**CALL FOR A FREE PRICE LIST 800-257-5556
IN N.J. CALL 609-769-0551**

WOODSTOWN ELECTRONICS

Rt. 40 E. WOODSTOWN, N.J. 08098

PROGRAMS FOR PEOPLE

CoCo CHECKBOOK

More than a checkbook maintenance program. Handles budgeting, cash and teller machine transactions and automatic bank payments. Customizable with up to 64 expense accounts of your own choosing. Reconciles your checkbook with your bank statements; summarizes transactions by account, month or YTD, and permits searches on every field. Up to 1,500 transactions on a single disk system. An easy to use menu driven program \$25.00 plus \$2.50 shipping and handling. See review in December 1987, Rainbow Magazine.

CoCo ADDRESS BOOK

A mailing list manager, a personal phone book and an address book all in one program. The address book will store, sort, retrieve or print mail labels, either the whole file or one at a time, for friends, family or acquaintances. A year round help but especially helpful during holiday seasons. You can search the file on the last name, city, state/province, zip code, telephone area code or remarks. Up to 100 name/file and 78 files/disk. An easy to use menu driven program. A printer is recommended but not required. \$20.00 plus \$2.50 shipping and handling.

MASTER DISK VERSION 2.1

A computerized catalog of program names and disk names. Each entry in the catalog has the program name, extension and a 9 character disk name. To find that special program look it up in the alphabetized listing on the screen or a printout or have your Co Co search for it by name. Program names can be loaded by the disk full or entered 1 at a time. Up to 250 program names per file and up to 18 files per disk. An easy to use menu driven program. A printer is optional. \$15.00 plus \$2.50 shipping and handling. See review in January 1988 Rainbow Magazine

ALL PROGRAMS REQUIRE 32K CoCo 1,2 or 3 and 1 DISK DRIVE

**SEND CHECK OR MONEY ORDER TO:
BOB'S SOFTWARE
P.O. BOX 391 CLEVELAND, OHIO 44107**

I was thumbing through the September issue of *THE RAINBOW* and killing away the time in my hotel room, waiting to compete in the 1987 Florida Star Ball, a dance competition. I plopped down on the bed and flipped to the contents page to see the latest offerings.

The article "Not Just Child's Play" by Ann B. Mayeux caught my eye. Working as a volunteer with learning disabled children at the Lakeview School in Hernando, Florida, I was tempted by the program. I wondered if it might be of value to "my kids."

Upon reading the text and noting that a 32K, ECB CoCo was required for either tape or disk, I turned to the listing.

It was a daunting listing, running for about seven or eight tightly formatted pages. It was the kind of graphics program, loaded with oodles of DRAW, CIRCLE, PAINT and LINE statements, that is near and dear to my heart. The illustrations for the A, B and C panels were intriguing. How would they look on my CoCo? Dare I copy the listing? Would the ultimate users — the students — find it to be fun and entertaining?

My gaze turned dreamily to the ceiling and I speculated — if I usurped a few panels and put them on tape, I could bring them to Ms. Hudson's class at Lakeview. If they liked the panels, I'd break down and copy the entire program!

Upon returning home with my trophies, I unpacked and wandered into my computer nest.

One tutorial coming up!

Please open your personal copy of the September '87 issue of *THE RAINBOW* to pages 60 and 61. (Refer to this month's listing if your copy is lost, has strayed or was stolen). The first question is where the first panel, A, is located. The clue is in the routine from Line 130 to Line 400. Line 140, letter A, sent me searching for Line 410. Line 150, letter B, referred me to Line 510. Ergo, between lines 410 and 510 lay nestled the A panel.

Checking out the lines in question revealed a lot of closely packed, multi-

A tutorial on typing in programs

Previewing a Program

By Joseph Kolar
Rainbow Contributing Editor

line statements. I drooled in anticipation because closely packed, multi-line statements are a good indication of lots of goodies waiting to be revealed.

Suggestions at the Starting Gate

Instead of mindlessly typing away to reproduce this lengthy program, get out the old ECB manual and acquaint yourself with DRAW, PAINT, CIRCLE and LINE statements. Get their formats straight in your mind. As you key in a statement, try to visualize what you are asking CoCo to do.

After you complete a program line (if you are a conscientious copier), check the characters at the right end of each row with the listing. If they are not the same, you might have left out a character, added unnecessary, though harmless, spaces, or inadvertently slipped in an extra, uncalled-for character. We all do it, so join the club!

Also, check to see under which character the final character in the line falls.

Don't be "smart" and anticipate what you think the author intended or correct what seems to you to be an error in the listing. You will be sorry!

The first thing you know, you become engrossed in seeing each new unit of the program emerge, and you happily clack, clack away far into the night.

After tap, tap, tapping for a few hours

at the keyboard, you may get an SN, FC or other error message. Checking and rechecking the listing and the program line does not divulge the error. If it is a multiple-statement program line, perform a little surgery and edit out the last statement and run. Keep it up! Lop off the last statement and run until CoCo doesn't produce the message. Then retype the balance of the line that must have contained the elusive error.

A second way to combat an obstinate gremlin is to rekey the entire line.

If you are still perplexed and unable to discover the boo-boo, ask a disinterested spectator in your household to compare your work with the listing.

A final ploy is to make a few copies of your work in progress and shut down for the day — or night — and sweep out the cobwebs in your mind to get a fresh perspective on the morrow.

Targeting the Listing

My object was to yank out the A panel and display it on the screen.

Beginning at Line 410, I copied and ran the listing up to Line 500. I got the black screen and the sound. Now, PCLS2 calls for a yellow screen. A PMODE was needed. I noticed a PMODE3,1 in Line 130 and copied this line. Then I copied Line 140, as it directs CoCo to Line 410, the target area.

I ran this three-liner and it became evident that a stop-the-action line would be useful. I settled on 510 GOTO 510.

Line 510 is the start of the B panel in Ann Mayeux's program. If and when I get to it, I can key in the true program line (which deletes my false Line 510) and continue keying in lines through 580 for the B panel. I can then use Line 590, the beginning of the C panel, as my temporary perpetual loop.

What did I accomplish? I found the first part of the panel. Evidently, an 'A' was printed on a blue background. By running my working program, I found I had no error message to warn me of impending doom. Whew! What a relief! Now, if I had an SN, FC, TM or BS Error, etc., I could search out and correct it as I went along.

I added Line 430 and ran the program. Naturally, I got an FC Error. A quick check proved that I had mis-typed a 9 for a). I edited out the boo-boo and was pleased to see the airplane pop up on the screen.

Florida-based Joseph Kolar is a veteran writer and programmer who specializes in introducing beginners to the powers of the Color Computer.

When typing in Line 440, I got an SN Error message. No big deal! I found I spelled FIR for FOR (note tongue-twister), one of my common garden variety boo-boos. Note: You could go right into the EDIT mode. Upon isolating the SN Error, correct it and move on. I prefer to be more relaxed about it and enjoy weeding out my inevitable errors. I begin by entering LIST 440. After I pinpoint the error, I get into the EDIT mode.

I have found that after many hours at the keyboard, there is a tendency to become weary, and, when in the EDIT mode, I usually compound the boo-boo instead of eradicating it. So, like they say, "Slow, but sure."

After all this work, CoCo added what proved to be an alligator's tail to the display.

Adding LINE 450 drew in the foot. The line was too long; something was missing. A close check revealed that the X motion command was missing. Spelling out the XAL\$; variables extracted AL-I-R-P-L-AL-N-E. AL must be the designation for the character A.

Since the alphabet variables must be made known to CoCo before they can be called, a program line with AL\$ must have been created someplace in front of Line 130.

Line 80 started with AL\$, and a quick review of AL\$="UG63F3D3NL6D4BR5" proved that it was a 9-by-6 unit sized A.

Since the lack of variables for the substrings, XAL\$, etc., didn't hurt the flowering program displayed, it was onward and upward!

Line 460 produced more of the alligator without any further error mishaps on my part.

Remember, after each additional line, the extant program is run — first, to see what is what, and second, to correct as

many mistakes as possible that crop up. The alligator was fleshed out and colored green.

Line 480 was a "word" line, so I didn't expect to see anything new. What I did find out was that, so far, there were no FC and SN Errors — which, being a careless typist, I am an expert at invoking.

Soon I got the drift of Ann Mayeux's programming style. I paid more attention to each line and what it signified. Line 490 was a couple of painted, partial circles. I ran it to verify what I had mentally conjured. I repeated the error where I keyed in a 9 for a) in the CIRCLE statement. Being aware of the kinds of errors I am prone to make causes me to focus automatically on likely problem areas.

Line 500 looks like it made the apple stem, spelled out the word "apple" and returned to the panel choice routine at Line 130.

When I ran this, CoCo raced through the program, and I hardly saw what happened. An easy solution would have been to temporarily edit out GOTO130 from Line 500 to hold the display.

Better still, adding the line 400 GOTO 130, which closed out the INKEY\$ letter-panel choice routine (lines 130 through 400), gave me the excruciating task of tapping the A key to get the A panel. I could delete Line 510 as being redundant.

At this point, I could take a breather and double-check to see if my numerical values were keyed in correctly. CoCo is not likely to complain if you use an incorrect value. It will show up on the screen by distorting the display in some manner. Thus, if you check each line as you add it to your copied program and correct errors you are alerted to (such as SN or FC errors), you can inspect the display for an incorrectly located,

drawn or painted item.

If you do these things, you will be correcting a major portion of your errors and have a relatively error-free expanding program.

Suppose Line 500 ended in GOSUB1000 instead of GOTO130. If you ran it, you would get a UL Error.

What happened was that CoCo was directed to a program line that started a subroutine you hadn't yet reached. A temporary solution would be to key in 1000 RETURN. But this would result in an RG Error. The solution to hold the display is to put something in LINE1000 that will take it out of its RG Error condition.

Entering 1000 GOTO130:RETURN works. We used the INKEY\$ routine to exit the GOSUB routine.

This should hold everything until you rekey Line 1000 when you finally get to it. But this is only one ploy you can use.

As it stands now, we have the panel complete except for the lettering. In order to present a properly finished display panel to the children, it is a prerequisite to key in lines 80 through 110.

After keying in Line 80, I ran the program and saw that the A's and E's were OK. After keying in and running the next line, Line 90, the G's and L's appeared. Upon keying in Line 100, I was delighted to see "airplane" and "apple" come out perfectly. The 't' was missing in "alligator," but in a few minutes that would be taken care of. After completing Line 110 and running the program, I got the 't' inserted in its rightful place.

I ended up with a complete, and I might add, impressive, panel that I plan to use to amuse and educate the children.

At this time, we might as well verify that all the letters we used and didn't use

***** ASSEMBLY LANGUAGE PROGRAMMING THE BOOK**
TRS-80 COLOR COMPUTER
 This hands-on guide for the CoCo 1 & 2 begins with the basics and progresses to the expert level. Written as a tutorial, it takes you each step to assembly language programming, use, and interrupt handlers. All the internal secrets of the SAM, PIA, MPU, memory, stack display, joysticks, serial port, cassette, disk, keyboard, ROM, and sound are revealed. The best - excellent reference book - Be a CoCo expert - 289 pages - \$18.00 + \$1.50 s/h

THE ADDENDUM
 This picks up where The Book left off. It describes all the CoCo 3 enhancements and - what features and many are not explained any place else. Super-Res Graphics - Virtual Memory - New Interrupts and many are not explained - \$12.00 + \$1.00 s/h

COCO 3 SPECIAL
 Both Books for \$27.00 + \$2.00 s/h

Online orders + free advice on Delphi
 US check or money order
 RI orders add 6% sales tax

TEPCO
 68 James Court
 Portsmouth, RI 02871

were created without mishap. Temporarily insert these lines:

```
120 PMODE3,1:PCLS2:SCREEN1,0
:DRAW"C4BM10,20"+AL$+B$+C$
+D$+E$+F$:DRAWG$+H$+I$+J$+K$
+L$:DRAWM$+N$+O$+P$+Q$:DRAWR$
+S$+T$+U$+V$
121 DRAW"BM10,40"+W$+X$+Y$
+Z$
129 GOTO130
```

Running this verifies that all letters are OK and the spacing between letters is adequate. Now, pressing the A key gives the A panel.

Let us give credit where credit is due . . . to Ann Mayeux. Key in lines 10 through 30.

The following are the lines we left out. Line 40 looks like the "BREAK key disable" routine. Lines 50 through 70 throw up the title with some musical accompaniment. Line 120 gives a few instructions, and lines 150 through 390 direct CoCo to the B through Z panels. Later, we will add them to our complete program.

All we need is the time and patience to forge onward. This method I have shown you is helpful when keying in

long, complex, mind-boggling programs. You can alter it to work with other programs.

Review

First, take a sampling of the program. Who wants to key in a program that takes days of effort and debugging, only to find out it is disappointing?

Second, we debug as we go along, ensuring accurate, error-free work.

Third, as we become familiar with the author's techniques, we can study, absorb, anticipate and appreciate the program lines and the plot as it unfolds.

How would you like to type in the entire program and then drive yourself nuts trying to debug all the errors you keyed in? For instance, take the listing, which is the dollop usurped from Ann Mayeux's original program. Key it in entirely before running it. Then run it and see how difficult it is to track down the errors, even in a straightforward program like this one.

A helpful hint to aid you in your debugging efforts is to become aware of the typing errors you customarily make. If you make a mental list of the kinds of errors you tend to make in DRAW

statements, for example, you know what to look out for. In my case, I have a tendency to leave out the opening quote mark, omit the comma between the h,v (horizontal, vertical) values and type a 4 instead of a \$. In the LINE statement, I often omit the - or type in = by mistake. Also, I must watch the parentheses, which I am apt to make into an 8 or 9.

Everybody has his or her own set of idiosyncratic mistakes. Become aware of yours and you will be able to make rapid corrections.

On your own, add only the necessary lines to compose the B panel. Delete lines 120 through 129 and add 590 GOTO 590.

Correct as you go along. By now you must be eager to undertake keying in the rest of this delightful program.


Moral of this tutorial: Read, enjoy and, above all, utilize the programs presented for your pleasure in THE RAINBOW. They are a fine learning experience.

Editor's Note: To utilize a Speech/Sound Pak with Ann Mayeux's ABC program, refer to John Linge's "Sound-ing Out the ABCs" on Page 142. □

The listing:

```
0 '<LISTING1> EXCERPT FROM-----
10 ' A*B*C
20 ' BY ANN B. MAYEUX
30 ' KEY WEST, FL.
80 AL$="U6E3F3D2NL6D4BR5":B$="U9
R3F2G2L3R4F2G3L3BR11":C$="U9R6BD
9L6BR11":D$="U9R4F2D5G2L4BR11":E
$="U9R6BD4L6D5R6BR5":F$="U9R6BD5
L6D4BR11"
90 G$="U9R6BD4NL2D5L6BR11":H$="U
9D4R6U4D9BR5":I$="NU9BR6":J$="NU
2R6NU9BR5":K$="U9BR6G6E3F3D3BR5"
:L$="NU9R6BR5":M$="U9F4E3D9BR5"
100 N$="U9D2F6DNU9BR5":O$="U9R6D
9L6BR11":P$="U9R6D5L6D4BR11":Q$=
"U9R6D9NF3L6BR11":R$="U9R6D4L6R3
F3D2BR5":S$="R6U5L5U4R5BD9BR5"
110 T$="BR3U9L3R6BD9BR5":U$="NU9
R6NU9BR5":V$="BU9D6F3E3U6BD9BR5"
:W$="NU9E4F4NU9BR5":X$="M+6,-9BL
6M+6,9BR5":Y$="BR3U4H3U2BR6D2G3D
4BR8":Z$="BU9R6D2G6DR6BR5"
120 PMODE3,1:PCLS2:SCREEN1,0:DRA
W"C4BM10,20"+AL$+B$+C$+D$+E$+F$:
DRAWG$+H$+I$+J$+K$+L$:DRAWM$+N$+
O$+P$+Q$:DRAWR$+S$+T$+U$+V$
121 DRAW"BM10,40"+W$+X$+Y$+Z$
129 GOTO130
130 PMODE3,1:A$=INKEY$
140 IFA$="A" THEN410
400 GOTO130
410 PCLS2:SCREEN1,0:PLAY"L6C"
420 DRAW"C3BM0,70R255C2":PAINT(1
00,30),3,3:DRAW"BM10,50M30,20M50
,50BM20,35R20C4"
430 CIRCLE(150,30),50,2,.25,.3,.
05:DRAW"C2BM150,30L20F20R20H20F1
0R30H8R10F10L10H10BU8E12R4D15C4"
440 FORH=120TO170STEP10:PSET(H,2
7,2):NEXTH:CIRCLE(60,145),45,.,.8
5,.,.25,.,.72:CIRCLE(72,157),35,.,.8,
.3,.,.65
450 DRAW"C2BM120,65XAL$;XI$;XR$;
XP$;XL$;XAL$;XN$;XE$;C4":CIRCLE(
65,138),13,.,.1.3,.,.2,.,.05:DRAW"BM75
,141R5G4F6L5D6H6"
460 DRAW"BM78,138R45E10G10F15G5R
5F5E5R5H20E5G5R65E3U9H3G3L7H3G3L
14H3G3U5E6R3U3E6R3U3E6R3U3E6R3U5
H10L3D5G25"
470 CIRCLE(150,105),10,.,.1.2,.,.3,0
:CIRCLE(150,105),5,4:LINE(140,10
5)-(53,110),PSET:PAINT(100,115),
1,4:PAINT(65,138),1,4
480 DRAW"BM70,180XAL$;XL$;XL$;XI
$;XG$;XAL$;XT$;XO$;XR$;"
490 CIRCLE(215,110),10,.,.1.7:PAIN
T(215,110),4,4:CIRCLE(228,110),1
0,.,.1.7:PAINT(232,110),4,4
500 DRAW"BM210,85F15U15E10D10G10
":PAINT(230,87),1,4:DRAW"BM200,1
50XAL$;XP$;XP$;XL$;XE$;"GOTO130
```

XTEAM & OS-9



BOTH WINNERS

All of our OS-9 products work with:
OS-9 version 1
OS-9 version 2
OS-9 Level 2

XTERM

OS-9 Communications program.

- Menu oriented
- Upload/download. Ascii or XMODEM protocol
- Execute OS-9 commands from within XTERM
- Definable macro keys
- Works with standard serial port, RS232 PAK, or PBJ 2SP Pack. Includes all drivers.
- Works with standard screen. XSCREEN, WORDPAK or DISTO 80 column board.

\$49.95 with source **\$89.95**

XDIR & XCAL

Hierarchical directory

- Full sorting
- Complete pattern matching

OS-9 calculator

- Decimal, Hex, Binary
- +, -, *, /, AND, OR, XOR, NOT

\$24.95 with source **\$49.95**

XDIS

OS-9 disassembler

\$34.95 with source **\$54.95**

HARDWARE

512k memory upgrade **\$80.00**

Printers

Citizen 120D
Star NP10

CALL
CALL

XWORD OS-9 word processing system

- Works with standard text screen, XSCREEN, WORDPAK, or DISTO
- True character oriented full screen editing
- Full block commands
- Find and Replace commands
- Execute OS-9 commands from within
- Proportional spacing supported
- Full printer control, character size, emphasized, italics, overstrike, underline, super/sub-scripts
- 10 header/footers
- Page numbering in decimal or Roman numerals
- Margins and headers can be set different for even and odd pages

\$69.95 with source **\$124.95**

XMERGE

Mail merge capabilities for XWORD

\$24.95 with source **\$49.95**

XSPELL

OS-9 spelling checker, with 20000 and 40000 word dictionaries

\$39.95

XTRIO

XWORD/XMERGE/XSPELL

\$114.95 with XWORD/XMERGE source **\$199.95**

XED

OS-9 full screen editor

\$39.95 with source **\$79.95**

AND FOR RS DOS ...

SMALL BUSINESS ACCOUNTING

This sales-based accounting package is designed for the non-accounting oriented businessman. It also contains the flexibility for the accounting oriented user to set up a double entry journal with an almost unlimited chart of accounts. Includes Sales Entry, transaction driven Accounts Receivable and Accounts Payable, Journal Entry, Payroll Disbursement, and Record Maintenance programs. System outputs include Balance Sheet, Income Statement, Customer and Vendor status Reports, Accounts Receivable and Payable Aging Reports, Check Register, Sales Reports, Account Status Lists, and a Journal Posting List.

\$79.95

INVENTORY CONTROL/SALES ANALYSIS

This module is designed to handle inventory control, with user defined product codes, and produce a detailed analysis of the business' sales and the sales force. One may enter/update inventory data, enter sales, run five sales analysis reports, run five inventory reports, set up product codes, enter/update salesman records, and update the SBAP inventory.

\$59.95

PAYROLL

Designed for maintaining personnel and payroll data for up to 200 hourly and salaried employees with 8 deductions each. Calculates payroll and tax amounts, prints checks and maintains year-to-date totals which can be automatically transferred to the SBA package. Computes each pay period's totals for straight time, overtime and bonus pay and determines taxes to be withheld. Additional outputs include mailing list, listing of employees, year-to-date federal and/or state tax listing, and a listing of current misc. deductions. Suited for use in all states except Oklahoma and Delaware.

\$59.95

PERSONAL BOOKEEPING 2000

Handles 45 accounts. Enters cash expenses as easily as checks. Handles 26 expense categories. Menu driven and user friendly.

\$39.95

ACCOUNTS RECEIVABLE

Includes detailed audit trails and history reports for each customer, prepares invoices and monthly statements, mailing labels, aging lists, and an alphabetized customer listing. The user can define net terms for commercial accounts or finance charges for revolving accounts. This package functions as a standalone A/R system or integrates with the Small Business Accounting package.

\$59.95

ACCOUNTS PAYABLE

Designed for the maintenance of vendor and A/P invoice files. The system prints checks, voids checks, cancels checks, deletes cancelled checks, and deletes paid A/P invoices. The user can run a Vendor List, Vendor Status report, Vendor Aged report, and an A/P Check Register. This package can be used either as a standalone A/P system or can be integrated with the Small Business Accounting Package.

\$59.95

MICROTECH CONSULTANTS INC.

1906 Jerrold Avenue
St. Paul, MN 55112

Dealer Inquiries Invited
Author Submissions accepted
OS-9 is a trademark of Microvare



Ordering Information

Add \$3.00 shipping & handling, MN residents add 6% sales tax. Visa, Mastercard, COD (add \$2.50), personal checks.

(612) 633-6161



For over a year now I have been putting off the inevitable. I knew when the CoCo 3 came out I would eventually have to buy one, but I just kept putting it off. Well, I finally succumbed.

Some readers have asked when I would start writing programs for the CoCo 3, but I feel I have some legitimate reasons for putting it off. First, although many people have been buying this dandy, improved model, the overwhelming majority of RAINBOW readers still have CoCo 1s or 2s. The last thing I want to do is write programs that would be useless to the majority of my readers. Second, I was a little too cheap to put up the money for a whole new system. However, when the price of the full system finally dropped below \$300, the time seemed right to make the move. It also gave me an extra system (my old one) to bring to school and use with my students. (More on that later!!)

New Worlds to Conquer

Needless to say, it didn't take me long to fall in love with the CoCo 3, which is everything the original CoCo wasn't. My first reaction was, naturally, to come up with a program to celebrate my new purchase. However, I made a pledge to myself and to all my readers: Unless I am using CoCo 3 graphics (which will be some time to come, at least in this column), any program I write for the CoCo 3 will include changes that allow it to work on a CoCo 1 and 2.

Once Upon a Time

Many moons ago, when I first started writing the "Wishing Well," I presented a program called *Multiple Choice Quiz-maker*. There were two versions of that program, a Hi-Res version that used real upper- and lowercase letters and a Lo-Res version that used the CoCo's text characters. I later listed a hard copy

Fred Scerbo is a special needs instructor for the North Adams Public Schools in North Adams, Massachusetts. He holds a master's in education and has published some of the first software available for the Color Computer through his software firm, Illustrated Memory Banks.

The Ultimate Testing Programs

By Fred B. Scerbo
Rainbow Contributing Editor

version that would create paper tests with a line printer.

For several years, I have been tempted to combine the two programs into one so they could use the same DATA statements. Normally, I would just merge the data from one program to the other; however, that is not the best way to have new readers accomplish the task. Owning the new CoCo 3 provided a perfect excuse to make a new version and to throw in speech from the Speech Pak, as well. Besides, many readers still ask me for copies of old programs or reprints of old articles, which I have neither the time nor resources to provide! Making a whole second genera-

tion of these programs would solve this problem very easily.

The Program

SuperTest will take a set of phrases you generate in BASIC DATA statements and turn them into a random quiz on the screen or on paper. Every time the program is run, the results are different. In fact, it's a different test each time you run it.

In order to create any quiz or test, you need to match two pieces of information, such as a question and an answer, or a sentence with a blank and information to fill it, synonyms (two words that mean the same thing) and so on. You would need at least five groups in order to make a quiz on *SuperTest*.

All information is stored in DATA statements at the end of the program. *SuperTest* can easily be rewritten to use disk files; however, when I write an educational program for my students, I like to have the program free-standing so that no information needs to be loaded into it. Besides, it is so much easier to edit a line in the program using BASIC's EDIT command than it is to try to edit a file.

There are great advantages in using this type of program, whether with students in school or with your own youngsters at home. Reviewing material with a computer makes it easier to strengthen many skills, including foreign language translations (*bon jour*: good day).

In order to put your own DATA into my program, you must first type DEL1000-5000 and press ENTER. This dumps the sample data I have put in. Let's say you want to do synonyms; your data would start in Line 1000 and

NAME _____	DATE _____
TEST ON: EXPLORING OUR SOLAR SYSTEM	
1. GALILEO _____	
(1) VEHICLES SENT TO JOVIAN PLANETS	
(2) DISTANCE FROM THE EARTH TO THE SUN	
(3) NUMBER OF EARTHS THAT WOULD FIT INSIDE JUPITER	
(4) WHAT THE SURFACE OF MARS IS COVERED WITH	
(5) NOT GIVEN	
2. PIONEER _____	
(1) DISTANCE FROM THE EARTH TO THE SUN	
(2) FIRST VEHICLE SENT TO JUPITER AND SATURN	
(3) WHAT THE SURFACE OF MARS IS COVERED WITH	
(4) VEHICLES SENT TO JOVIAN PLANETS	
(5) NOT GIVEN	

look like this:

```
1000 DATA HAPPY, GLAD
1010 DATA LOUD, NOISY
```

Your last data line should be Line 5000 and have END as a flag and the title of your program separated by a comma.

```
5000 DATA END, SYNONYMS 1
```

The comma must be placed between each of the two pieces of data you want matched. If your statement needs to include a comma, wrap each segment in quotation marks, like this:

```
1000 DATA "ABRAHAM, MARTIN AND JOHN", "BY DION"
```

Without the quotation marks, BASIC would assume that the comma after ABRAHAM was the end of our first statement. When in doubt, wrap in quotes or put each statement into a separate line:

```
1000 DATA "ABRAHAM, MARTIN AND JOHN"
1005 DATA "BY DION"
```

In this case, no comma is needed between statements, and all information is wrapped in quotes.

The program is designed to hold 50 DATA statements. You may increase the number, if you wish, by changing the value of NM in Line 180, which presently reads 180 NM=50. This would change all other values such as the DIM statements for our arrays.

Changes for CoCo 1 and 2

This program will work very easily on a CoCo 1 or 2 but will not have some extra screens the CoCo 3 version uses. If you use the program on a CoCo 1 or 2, you must delete the following lines:

9, 315, 320, 325, 330, 335, 340, 410 and 535. You should add the following lines:

```
315 SW=31
410 REM
535 REM
```

Rather than delete the above lines, you could insert REM at the beginning of each line except the new Line 315. This way, if you upgrade to a CoCo 3, you won't have to add these lines back in later. Either way, the program will run much like the original. The only difference is the lack of real upper- and lowercase letters. This is not that serious a drawback; however, if you have small pieces of information, such as single words, the regular 32-character screen of the CoCo is much better — you won't have much blank screen area.

A New Feature

Besides speech, I have added one new feature to both the paper and screen quiz parts of the program. The original programs allowed for four choices plus 5) NOT GIVEN. I put this option into the original program because some of the standardized tests that our students take include "not given" as a choice. However, in the past few years I have found that many of my students have a rough time with the "not given" category. (Also, my special needs students are usually exempt from taking group tests.) Therefore, the screen will allow you to choose whether or not you want the "not given" category included.

Running the Program

There is really not too much more to say about the program, since it is self-prompting. Pressing the @ key during a question allows you to check your score. Pressing C continues the program where you left off.

If you use the HARDCOPY section, you

may use either standard or double-width characters, selectable from the keyboard. As the test is printed, the printing will stop as you approach the bottom of the page. You may print the next line of text by pressing N. This helps prevent the choices of a question from being printed on different pages. You may then advance the paper to the next page and press ENTER to continue printing.

The listing printed here has no bugs. If you get an OD Error, you probably made a mistake in the DATA statements at the beginning of the listing. You may even get an FC Error as a result of having made a mistake in the data as you typed it in. Make sure to correctly type in every comma and number as they appear in these opening lines, or the program will crash.

Try this program with your own data. I think you will find it very useful when working with your children or students. SuperTest can be useful even to college students. It gives you a real hand with controlled learning via computer.

Be sure to let me know if you have other ideas for CoCo 3 programs that won't cast our CoCo 1 and 2 owners adrift.

Help Me, Please!

At this point I would like to make a personal pitch to you, my reading audience, who have been so supportive. This year I received some of the toughest special needs students I have ever had to work with. While, in recent years, only a few of my students in a given class period have worked on the CoCo, this year I have groups as large as eight students needing computer time.

Fortunately, I have been able to expand the number of CoCo stations in

LOWEST PRICES EVER FOR COCO 3 PRODUCTS!

TURBO RAM BOARD

512K BOARD 0K BOARD

\$79.95 \$29.95

Includes RAM Board Utilities



- Fast 120 nsec RAM Chips
- Easy-to-Follow Instructions
- No Soldering

RAM BOARD UTILITIES

All 3 for only **\$19.95**

- RAM Disk for RSDOS*
- Print Spooler*
- Sophisticated Memory Test Program

PAL UPGRADE — ONLY \$7.95

for your gray or white MULTIPACK (26-3024)

Shipping & Handling:
 Within the U.S. & Canada: add \$3.00
 Outside the U.S. & Canada: add \$5.00
 COD Orders: add \$2.00
 (Calif. Residents: add 6% sales tax)
 (VISA or MC orders accepted)



Send Check or Money Order to:
 Performance Peripherals
 11432 Pena Way
 Mira Loma, CA 91752
 Or Call (714) 681-3007

30 DAY MONEY-BACK GUARANTEE PLUS FULL 1 YEAR WARRANTY!

COCO 3 UTILITES

\$14.95 each

- Disk Duplicator*
- 640x640 Joystick Driver*
- Coco Max 2 to Coco 3 Patch Routines*
All 3 for only \$39.95!

PYRAMIX Arcade Game*—\$19.95

*Products developed by ColorVenture

New! \$99.95

No-Halt DMC Floppy Disk Controller for your Coco1, 2, or 3 (not currently certified)

my room to five. Some friends donated old silver case CoCos they no longer use since upgrading to a CoCo 2 or 3. That's when this idea hit me.

I am sure there are many of you out there who have old 16K or 32K silver body CoCos that are now collecting dust. If you do, and would be willing to donate them, the students in our program would benefit greatly.

Any such donation to a school can be claimed as a tax deduction, but you would have to consult your tax preparer to determine how to go about it. I can easily supply you with a receipt for tax purposes should you make such a donation.

So, how about it? If you have any CoCos you can spare, you can contact me at (413) 663-9648 most evenings between 9 and 11 p.m. I can't promise to reimburse you for shipping; however, I will promise that any machines, drives, tape players or other CoCo accessories you donate will be put to use helping either my special needs students or special needs students in the middle and elementary school levels. (We can even use old ROM-Pak versions of *Color Scripts*.)

CoCos may be sent either to Fred B. Scerbo, 60 Harding Ave., North Adams, MA 01247 or to Drury High School, Special Needs Department,

South Church St., North Adams, MA 01247, Attn: Fred B. Scerbo.

Any help will be greatly appreciated, and all donations will be put to extremely good use. Thank you.

If you have an idea for the "Wishing Well," submit it to Fred c/o THE RAINBOW. Remember, keep your ideas specific, and don't forget this is BASIC. All programs resulting from your wishes are for your use, but remain the property of the author.

45100	5708
14540	6854
26029	760231
350172	1040113
470192	END182

The listing: SUPRTEST

```

1 REM*****
2 REM*      SUPRTEST      *
3 REM*      A TEACHER'S HELPER *
4 REM*      BY FRED B.SCERBO *
5 REM*      6Ø HARDING AVENUE *
6 REM*      NORTH ADAMS,MA Ø1247 *
7 REM*      COPYRIGHT (C) 1987 *
8 REM*****
9 WIDTH 32
1Ø CLEARØØØ:CLSØ:PRINTSTRING$(3
  2,172)STRING$(32,2Ø4);
15 FORI=1TO192:READA:PRINTCHR$(A
  +128);:NEXT
2Ø PRINTSTRING$(32,195)STRING$(3
  2,163);
25 DATA3Ø,28,29,21,,21,21,28,28,
  26,3Ø,28,29,21,28,28,29,53,6Ø,61
  ,6Ø,61,53,6Ø,61,53,6Ø,6Ø,58,62,6
  2,61
3Ø DATA26,,2Ø,21,,21,21,,,26,26,
  ,2Ø,21,,,21,52,,53,,52,53,,52,53
  ,,,56,56,58,52
35 DATA27,19,19,21,,21,21,19,19,
  26,27,19,18,21,19,19,23,,,53,,,5
  3,51,51,53,51,51,5Ø,,58,
4Ø DATA,,21,21,,21,21,,,,26,,16,
  21,16,25,16,,,53,,,53,,,,,58,,5
  8,
45 DATA18,,21,21,,21,21,,,,26,,1
  7,21,,,25,,,53,,,53,,49,49,,,58,
  ,58,
5Ø DATA27,19,23,21,19,23,21,,,,,2
  7,19,23,21,,,21,,,55,5Ø,,53,51,5

```

```

5,53,51,51,58,49,59,
55 PRINT@357," A TEACHER'S HELP
ER ";;PRINT@389," (P)APER OR (S
)CREEN ";
6Ø PRINT@421," BY FRED B.SCERB
O ";
65 PRINT@453," COPYRIGHT (C) 19
87 ";
7Ø X$=INKEY$:IFX$="S"THEN HC=Ø:G
OTO85
75 IFX$="P"THEN HC=1:GOTO18Ø
8Ø GOTO7Ø
85 PRINT@389," (T)ALKING OR (N)O
T ? ";
9Ø X$=INKEY$:IFX$="T"THEN11Ø
95 IFX$="N"THEN1Ø5
1ØØ GOTO9Ø
1Ø5 NT=1
11Ø REM TALKING
115 XX=&HFFØØ:YY=&HFF7E
12Ø POKEYX+1,52:POKEYX+3,63
125 POKEYX+35,6Ø
13Ø GOTO18Ø
135 IFNT=1THENRETURN
14Ø FORII=1TOLEN(W$)
145 IF PEEK(YY)AND 128=Ø THEN145
15Ø POKEYY,ASC(MID$(W$,II,1))
155 NEXTII
16Ø IFPEEK(YY)AND128=ØTHEN16Ø
165 POKEYY,13
17Ø FORHH=1TO9ØØ:NEXTHH:RETURN
175 RETURN
18Ø NM=5Ø
185 DIMAO(NM),A$(NM),B$(NM),NP(N
M)
19Ø GOTO225
195 IF LEN(JK$)<=SW THEN215
2ØØ FOR T=SW TO ØSTEP-1:IF MID$(
JK$,T,1)=" "THEN21Ø
2Ø5 NEXT T:GOTO215
21Ø L$=LEFT$(JK$,T):W$=L$:GOSUB2
2Ø:JK$=" "+RIGHT$(JK$, (LEN(JK$
))-T):GOTO195

```

```


215 W$=JK$:PRINTW$:GOSUB135:RETU
RN
220 PRINTW$:GOSUB135:RETURN
225 FORJ=1TO NM:READ A$(J),B$(J)
:IF A$(J)="END" THEN235
230 NEXTJ
235 REM TITLE CARD
240 PRINT@357," DO YOU WANT TH
E ";:PRINT@389," DATA REVERSED
(Y/N)? ";
245 T$=INKEY$:UH=RND(6666):IF T$
="N"THEN 265
250 IF T$="Y" THEN260
255 GOTO245
260 FOR Q=1 TO J-1:TEM$=A$(Q):A$
(Q)=B$(Q):B$(Q)=TEM$:NEXT Q
265 J=J-1
270 FORI=1 TO J
275 AO(I)=RND(J)
280 IF NP(AO(I))=1 THEN 275
285 NP(AO(I))=1:NEXTI
290 CLS:PRINT@202,"DO YOU WANT":
PRINT@234,"NOT GIVEN":PRINT@26
6,"AS A CHOICE":PRINT@297,"(Y)ES
OR (N)O?"
295 X$=INKEY$:IFX$="Y"THEN FS=0:
GOTO310
300 IFX$="N"THEN FS=1:GOTO310
305 GOTO295
310 IF HC=1THEN605
315 CLS:PRINT@169,"SELECT WIDTH"
:PRINT@233,"(A) WIDTH 32":PRINT@
265,"(B) WIDTH 40":PRINT@297,"(C
) WIDTH 80"
320 X$=INKEY$:IFX$=""THEN320
325 IFX$="A"THEN WIDTH 32:SW=31:
GOTO350
330 IFX$="B"THEN WIDTH 40:SW=39:
GOTO350
335 IFX$="C"THEN WIDTH 80:SW=79:
GOTO350
340 GOTO320
350 FOR P=1TOJ:GOSUB355:GOTO415
355 CLS
360 FORQ=1TO5:C(Q)=0:NEXT
365 FOR Q=1TO4-FS
370 C(Q)=RND(J):IF C(Q)=AO(P) TH
EN370
375 FOR K=Q-1 TO 0STEP-1:IF C(K)
=C(Q) THEN370
380 NEXTK
385 NEXTQ:C(5-FS)=AO(P)
390 FOR E=1TO5-FS
395 F(E)=RND(5-FS)
400 FOR K=E-1 TO 0 STEP-1:IF F(K
)=F(E) THEN395
405 NEXTK,E:RETURN
410 WIDTH SW+1
415 CLS:PRINT:JK$=" "+A$(AO(P)
):GOSUB195
420 PRINT

```

```

425 JK$=" 1-"+B$(C(F(1))):GOSUB1
95
430 IFSW<>31THENPRINT
435 JK$=" 2-"+B$(C(F(2))):GOSUB1
95
440 IFSW<>31THENPRINT
445 JK$=" 3-"+B$(C(F(3))):GOSUB1
95
450 IFSW<>31THENPRINT
455 JK$=" 4-"+B$(C(F(4))):GOSUB1
95
460 IF FS=1 THEN 475
465 IFSW<>31THENPRINT
470 JK$=" 5-NOT GIVEN":GOSUB195
475 G$=INKEY$:IFG$="@ "THEN535
480 IF G$=""THEN475
485 G=VAL(G$)
490 IF G<1 THEN 475
495 IF G>5-FS THEN 475
500 IF C(F(G))<>AO(P) THEN515
505 PRINT:JK$=" YOU ARE CORREC
T! THE ANSWER IS: "+B$(AO(P)):GO
SUB195
510 CR=CR+1:GOTO525
515 PRINT:JK$=" WRONG! THE COR
RECT ANSWER IS: "+B$(AO(P)):GOSU
B195
520 IR=IR+1
525 X$=INKEY$:IFX$<>CHR$(13)THEN

```



"Software for your home since 1983"

"Home-Pac"
Fast Check / Card
& Mailer
+ Disk Jacket

Req. 64K 1 Drive
CoCo 1 2 3 Compatible
Using Hi-res+ 51 col or
NEW CoCo 3 version!
+ Mailer & Jacket P6M

This ad \$35.00 shipped!

"I have seen countless "checkbook" programs for the CoCo. I HAVE NEVER seen a program for this purpose as good as HOME-PAC." Rush T. Caley Owner Emerson Computer Services

Fast Check/Card is designed to take the "work" out of bookwork with lightning fast entries personally configured to you system and account. Constant balance displays and sorts for both checking and creditcard. ~~\$39.95~~

Try it, if you don't like it I'll give your money back!
Specify 51 or 80 col (CC3 w/RGB or monochrome mon.)

> Magnavox <

CoCo3 8CM515 RGB Monitor
Only \$310 w/cable shipped

Computer Villa, 1328 48th, DM, IA 50311
Terry Simons 515-279-2576 to 10 PM

```

525
530 NEXT P
535 WIDTH 32
540 CLS:PRINT:PRINT:PRINT:PRINT
545 L=CR+IR:IF L=0 THEN L=1
550 PRINT"      NUMBER CORRECT = "
CR
555 PRINT
560 PRINT"      NUMBER WRONG  = "
IR
565 PRINT:PRINT"      STUDENT SCOR
E = ";INT(CR*100/L);"%
570 PRINT:PRINT"      ANOTHER TRY
(Y/N/C)";
575 W$=INKEY$:IFW$=""THEN575
580 IF W$="Y" THEN RUN
585 IF W$="N" THEN END
590 IF W$="C" THEN 410
595 GOTO575
600 REM ***** START HARDCOPY ***
605 CLS0
610 CLS0:GOTO645
615 IF LEN(JK$)<=SW THEN635
620 FOR T=SW TO 0STEP-1:IF MID$(
JK$,T,1)=" "THEN630
625 NEXT T:GOTO635
630 L$=LEFT$(JK$,T):W$=L$:GOSUB6
40:JK$="      "+RIGHT$(JK$, (LEN(J
K$))-T):GOTO615
635 PRINT#-2,JK$:CR=CR+1:RETURN
640 PRINT#-2,W$:CR=CR+1:GOSUB770
:RETURN
645 REM START PRINTING
650 CLS:PRINT@128,STRING$(32,"*
");:PRINT"SELECT (L)ARGE OR (S)MA
LL PRINT":PRINTSTRING$(32,"*");
655 P$=INKEY$:IF P$=""THEN655
660 IF P$="L"THEN 675
665 IF P$="S"THEN 680
670 GOTO655
675 SW=38:PL=46:TL=8:LL=21:PS=31
:GOTO685
680 SW=76:PL=46:TL=14:LL=53:PS=3
0
685 PRINT:PRINTSTRING$(32,"*");:
PRINT"PRESS <ENTER> TO BEGIN PRI
NTING":PRINTSTRING$(32,"*");
690 P$=INKEY$:IF P$=CHR$(13)THEN
700
695 GOTO690
700 PRINT#-2,CHR$(PS);" NAME";ST
RING$(LL,&H5F);"DATE";STRING$(TL
,&H5F)
705 PRINT#-2," TEST ON: ";B$(J+1
):PRINT#-2," ":CR=4
710 FOR P=1 TO J
715 GOSUB355
720 JK$=ID$+STR$(P)+" . "+A$(AO(P
))+" "+STRING$(6,&H5F)+" " :GOSU
B615
725 PRINT
730 JK$="      (1) "+B$(C(F(1))):GO
SUB615:GOSUB770
735 JK$="      (2) "+B$(C(F(2))):GO
SUB615:GOSUB770
740 JK$="      (3) "+B$(C(F(3))):GO
SUB615:GOSUB770
745 JK$="      (4) "+B$(C(F(4))):GO
SUB615:GOSUB770
750 IF FS=1 THEN760
755 JK$="      (5) NOT GIVEN":GOSUB
615:GOSUB770
760 GOSUB770
765 PRINT#-2," ":GOSUB770:NEXTP:
RUN
770 IF CR<=PL THEN RETURN
775 CLS:PRINT:PRINTSTRING$(32,"*
");:PRINTTAB(2)"ADVANCE PAPER TO
NEXT SHEET":PRINTTAB(3)"PRESS <
ENTER> TO CONTINUE"
780 PRINT" PRESS (N) FOR NEXT L
INE ONLY":PRINTSTRING$(32,"*");
785 P$=INKEY$:IF P$=CHR$(13) THE
N CR=0:RETURN
790 IF P$="N" THEN RETURN
795 GOTO785
990 REM ENTER DATA AT LINE 1000
1000 DATA RED,COLOR OF THE SURFA
CE OF MARTIAN SOIL
1010 DATA VOLCANOES AND CRATERS,
WHAT THE SURFACE OF MARS IS COVE
RED WITH
1020 DATA THREE HUNDRED MILES WI
DE,THE WIDTH OF MARS LARGEST VOL
CANO
1030 DATA GALILEO, DISCOVERED TH
E MOONS OF JUPITER
1040 DATA ELEVEN,THE NUMBER OF E
ARTHS THAT WOULD FIT ACROSS THE
WIDTH OF JUPITER
1050 DATA THIRTEEN HUNDRED,NUMBE
R OF EARTHS THAT WOULD FIT INSID
E JUPITER
1060 DATA RED SPOT, A LARGE STOR
M ON THE SURFACE OF JUPITER
1070 DATA TEN HOURS,THE TIME IT
TAKES JUPITER TO ROTATE ONCE
1080 DATA 1 A.U. (ASTRONOMICAL U
NIT),DISTANCE FROM THE EARTH TO
THE SUN
1090 DATA VIKING,THE FIRST VEHIC
LE TO SOFT LAND ON MARS
1100 DATA ANY SIGNS OF LIFE.,WHA
T SCIENTISTS DIDN'T FIND ON MARS
1110 DATA PIONEER,FIRST VEHICLE
SENT TO JUPITER AND SATURN
1120 DATA VOYAGER 1 & 2,VEHICLES
SENT TO JOVIAN PLANETS
1130 DATA END,EXPLORING OUR SOLA
R SYSTEM
5000 DATA END,EXPLORING OUR SOLA
R SYSTEM

```

Frank Hogg Laboratory

12 Years of Service, Support, and Friendly Help!

DISCOUNT PRICE LIST

SOFTWARE

CoCo DOS	List	Cost
eFORTH CLOSE OUT	\$79.95	30.00

CoCo OS9 Level II w/512K *

The Wiz	\$79.95	69.95
Communications software for CoCo 3		
Sculptor	\$450.00	295.00
Database - 4th generation language		
DynaStar	\$150.00	100.00
The easiest to use word processor for the CoCo 3 with OS9!		
DynaSpell spelling checker by Dale Puckett	\$94.50	45.00
Font Editor	\$29.95	25.00
Super Sleuth disassembler	\$50.00	40.00
Utilix utilities set	\$49.95	40.00
UniCharger Unix like utilities	\$150.00	75.00
Level I OS9 (Limited quan.)	\$69.95	40.00
Basic09 (Limited quan.)	\$100.00	50.00
DYNACALC Spreadsheet	\$99.95	85.00
FBU Fast Hard disk Back Up	\$150.00	75.00
Ramdisk	\$29.95	27.00

BOOKS

Inside OS9 Level II	\$39.95	29.95
Basic09 Tour Guide (Limited)	\$18.95	15.00
Starting Forth (Limited)	\$18.95	15.00

HARDWARE

HARD DRIVES (5.25" HALF HEIGHT)

MiniScribe High Quality Drives - 1 Year Warr.		
M3425+	21.4MB 53MS	\$395.00 281.00
M3438	32.7MB RLL 55MS	\$415.00 291.00
M3650	41.9MB 61MS	\$455.00 376.00
M3053	44.6MB 25MS	---- 711.00
M6085	71.3MB 28MS Full Height	---- 975.00

(COMPLETE SYSTEM PRICES START AT \$799)

Hard Drive Controllers

Western Digital WD 1002-05	\$289.00	210.00
(For FHL High Speed Hard Disk Interface)		
Adaptec 4000 SCSI/SASI	---	162.00
Adaptec 4070 SCSI/SASI RLL	---	162.00
(For Owl and Disto interfaces)		

CoCo Hard Drive Interfaces

FHL HCA/WD High Speed Interface	\$160.00	119.00
(Uses WD 1002-05 above, with software)		
L&R Interface for SASI	---	119.00
(Uses Adaptec 4000 or 4070 above, with software)		
Disto (Uses Adaptec 4000 above, with software)		199.00

DISK DRIVES (5.25" and 3.5" FLOPPY DISKS)

TEAC High Quality Drives - 1 Year Warr.

FD55B 360K 40 Track DS 5.25"	---	118.00
FD55F 720K 80 Track DS 5.25:	---	151.00
FD35F 720K 80 Track DS 3.5"	---	147.00

DISK DRIVE CASES

Dual Half Height Floppy Case w/PS	---	75.00
XT with AT aspect with 150 Watt PS	---	125.00
Hard Drive case with PS and Fan	100.00 to	170.00

CABLES

ST506 Hard disk to controller, set 2	---	28.00
SASI 3' Inline to Inline	---	25.00
FHL HCA/WD 40 Pin Card edge 4'	---	25.00
FHL HCA/WD 34 Pin Card edge 4'	---	25.00

PRINTERS

Star micronics

ND10 10" carriage 180CPS Draft	\$499.00	332.00
NX15 15" carriage 120CPS Draft	\$499.00	374.00
NB15 15" carriage 300CPS Draft	\$1399.00	945.00

Panasonic

P1080i 144CPS Draft	\$269.00	198.00
P1092i 240CPS Draft	\$499.00	392.00
Canon Laser Beam	\$2750.00	1943.00

MODEMS

Packard Bell

PB1200+ 300/1200	\$199.00	129.00
PB2400EM 2400 baud	\$595.00	256.00

US Robotics

Courier 2400 auto error correction	\$699.00	544.00
------------------------------------	----------	--------

TERMINALS

QUME

QVT 101G	---	384.00
QVT 101 Plus	---	396.00
QVT 119 Plus	---	540.00

Wyse

WY-30	---	390.00
WY-50	---	482.00
WY-350 Color	---	968.00
WY-60 with keyboard	---	529.00

ORDERING INFORMATION VISA, M/C and AMEX. NY residents add 7% sales tax. US shipping add \$3.50. Please call for Air Express shipping. Send for FREE FHL NewsLetter and catalog.

* Most of our software requires OS9 LII and 512K.

Frank Hogg Laboratory, Inc.
 770 James Street - Syracuse, NY 13203
 Telex 646740 - FAX 315/474-8225
Call 315/474-7856



*An electronic Valentine's card
for the one you love*

Wear Your Heart on Your Screen

By Brian Catlett



Valentine's Day is fast approaching — it's time to throw off your shyness and let that special person know how you really feel. But if the words get in your way, let *Valentine* and the CoCo speak for you.

In order to use a fancy script type for the words, for visual appeal, I had to resort to writing a long series of DATA statements to print the words to the screen. In fact, the DATA statements take up more than one-third of the program and were laborious to write, let me tell you!

But love's labor is not lost! If, for some reason (extremely unlikely), your beloved is not bowled over by the expression of your sentiment, merely show him or her a listing of the program, pointing out that you had to exercise Herculean precision to ensure that every number in those DATA statements was copied accurately. That should do it.

After you have typed in and saved the program, run it. The screen should be red; if it is not, press the reset button and run again. And if anyone out there knows a way to make love's labor less tedious (how to get around all those DATA statements) without losing the effect, please write and let me know.

(Questions or comments about this program may be directed to the author at 6801 Mountain Rd., NE, Albuquerque, NM 87110. Please enclose an SASE when writing for a response.)

Brian Catlett holds a degree in computer science from Widener University in Chester, Pennsylvania. He enjoys working with computer graphics and animation and is presently working for a drafting company.

✓	350	60	2060	131
	550	145	2110	222
	830	147	2160	25
	2010	125	END	133

The listing: VALNTINE

```

1Ø *****
2Ø '*          H A P P Y          *
3Ø '*    V A L E N T I N E ' S    *
4Ø '*          D A Y              *
5Ø '* BY BRIAN CATLETT 1985      *
6Ø '*    BOX 297                  *
7Ø '*    WIDENER UNIVERSITY      *
8Ø '*    CHESTER, PA. 19Ø13      *
9Ø *****
1ØØ PCLEAR8:DIM H(5,31):RESTORE
11Ø PMODE4,1:PCLS1:SCREEN1,1
12Ø PMODE3:PCLS3
13Ø IF INKEY$="" THEN 13Ø
14Ø PMODE4,1:PCLS1
15Ø W=2
16Ø FOR C=1TO4ØØ:NEXT
2ØØ '* WRITE "HAPPY" *
21Ø FOR D=1TO191
22Ø READ X,Y
23Ø PSET (W*X+73,Y+2,Ø)
24Ø NEXT
25Ø '* WRITE "VALENTINES" *
26Ø FOR D=1TO228
27Ø READ X,Y
28Ø PSET(W*X+41,Y+3Ø,Ø)

```

```

29Ø NEXT
3ØØ '* WRITE "DAY" *
31Ø FOR D=1TO11Ø
32Ø READ X,Y
33Ø PSET(W*X+89,Y+58,Ø)
34Ø NEXT
35Ø '* CHANGE SCREENS *
36Ø '* TO DRAW HEARTS *
37Ø PMODE4,5
38Ø PCOPY1TO5:PCOPY2TO6:PCOPY3TO
7:PCOPY4TO8
39Ø '* DRAW SMALL HEART *
4ØØ CIRCLE(124,12Ø),1Ø,Ø,1,.4,.9
41Ø CIRCLE(14Ø,12Ø),1Ø,Ø,1,.6,.1
42Ø CIRCLE(132,99),22,Ø,1.8,.13,
.38
43Ø POKEL78,2
44Ø PAINT(128,12Ø),,Ø
45Ø CIRCLE(124,12Ø),1Ø,,1,.4,.9
46Ø CIRCLE(14Ø,12Ø),1Ø,,1,.6,.1
47Ø CIRCLE(132,99),22,,1.8,.13,,
38
48Ø GET(113,1Ø9)-(153,14Ø),H,G
49Ø POKEL78,3
5ØØ LINE(113,1Ø9)-(151,14Ø),PSET
,BF
51Ø '* DRAW LARGE HEART *
52Ø CIRCLE(1Ø4,12Ø),3Ø,Ø,1,.45,.
92
53Ø CIRCLE(112,124),18,Ø,1,.45,.
94
54Ø CIRCLE(152,12Ø),3Ø,Ø,1,.595,
.Ø7
55Ø CIRCLE(144,124),18,Ø,1,.59,.
Ø7
56Ø CIRCLE(128,72),64,Ø,1.6,.1,.
42
57Ø CIRCLE(128,38),51,Ø,2.4,.15,
.36

```

PRINTERS!

NEW! Okidata 192+ (Par. or Ser.) \$370
NEW! Okidata 193 (Parallel)..... \$540
NEW! Okidata 193+ (Serial) \$610
 Okimate 20 Color Printer..... \$135
 Fujitsu 2100 (80 col.)..... \$410
 Fujitsu 2200 (132 col.)..... \$520
 Toshiba 321 (Par. or Ser.)..... \$510
 Qume Letterpro 20 (Letter Qual.) \$445
 Silver Reed 420 (Daisy Wheel) \$240
 Silver Reed 600 (Daisy Wheel) \$575

(Add \$10 Shipping for Printers)

ACCESSORIES!

Taxan 12" Green Monitor \$125
 Taxan 12" Amber Monitor..... \$135
 Table Top Printer Stand
 w/Slot (80 col.)..... \$30
 Table Top Printer Stand
 w/Slot (132 col.)..... \$45
 Stand w/Diskette Storage (80 col.) \$47
 Stand w/Diskette Storage (132 col.) \$57

Other Printers, Monitors, and Accessories for CoCo and IBM upon request.

\$15 off interface with purchase of printer.

Find your cheapest published price and we'll beat it!!!

DISK DRIVE SYSTEMS!

ALL 1/2 HEIGHT DOUBLE SIDED

Drive 0 (addressed as 2 drives!) \$235
 Drive 0,1 (addressed as 4 drives!) \$350

All above complete with HDS controller, cable, & drive in case with power supply

Bare Double Sided Drives \$109
 Dual 1/2 Height Case w/Power Supply \$49
 Double Sided Adapter \$25
 HDS Controller, RS ROM & Instructions \$99
 25 CDC DS/DD Diskettes \$32 & \$3 s/h

We use the HDS controller exclusively. Can use 2 different DOS ROM's.

Shipping Costs: \$5/drive or power supply, \$10 max.

Co Co Serial Cables 15 ft.—\$10. Co Co/RS-232 Cables 15 ft.—\$20.

Other cables on request. (Add \$3.00 shipping)

CLOSEOUT* \$29.95

SP-2 INTERFACE for EPSON PRINTERS:

- 300-19,200 BAUD rates
- Fits inside printer — No AC Plugs
- Optional external switch (\$5.00 extra) frees parallel port for use with other computers

*While Supplies Last

SP-3 INTERFACE for MOST OTHER PRINTERS:

- 300-19,200 BAUD rates
- External to printer — No AC Plugs
- Built in modem/printer switch—no need for Y-cables or plugging/unplugging cables

CNR ENGINEERING
 P.O. Box 293
 Raritan, NJ 08869
 (201) 722-1055

```

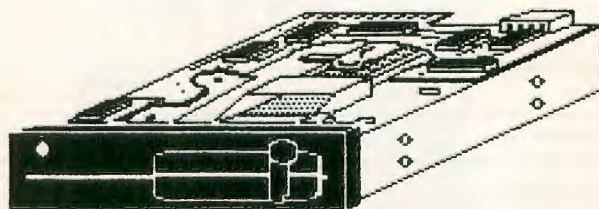

58Ø POKE178,2
59Ø PAINT(128,1Ø5),,Ø
60Ø '* SWITCH SCREENS TO *
61Ø '* DISPLAY HEART *
62Ø PMODE4,5:SCREEN1,1
63Ø '* WRITE "WITH" *
64Ø FOR D=1TO8Ø
65Ø READ X,Y
66Ø PSET(X+112,Y+122,Ø)
67Ø NEXT
68Ø '* WRITE "LOVE" *
69Ø FOR D=1TO46
70Ø READ X,Y
71Ø PSET(X+116,Y+136,Ø)
72Ø NEXT
73Ø '* PUT HEARTS ON SIDES *
74Ø PUT(1,1)-(41,32),H,AND
75Ø PUT(215,1)-(255,32),H,AND
76Ø PUT(1,7Ø)-(41,1Ø1),H,AND
77Ø PUT(215,7Ø)-(255,1Ø1),H,AND
78Ø PUT(21,139)-(61,17Ø),H,AND
79Ø PUT(195,139)-(235,17Ø),H,AND
80Ø '* SWITCH SCREENS TO *
81Ø '* DRAW EXPANDED HEART *
82Ø PCOPY5TO1:PCOPY6TO2:PCOPY7TO
3:PCOPY8TO4
83Ø PMODE4,1
84Ø POKE178,2
85Ø CIRCLE(1Ø4,12Ø),3Ø,,1,.45,.9
2
86Ø CIRCLE(152,12Ø),3Ø,,1,.595,.
Ø7
87Ø CIRCLE(128,72),64,,1.6,.1,.4
2
88Ø CIRCLE(1Ø3,12Ø),4Ø,Ø,1,.45,.
86
89Ø CIRCLE(153,12Ø),4Ø,Ø,1,.65,.
Ø7
90Ø CIRCLE(128,69),74,Ø,1.6,.1,.
42
91Ø PAINT(128,95),,Ø
92Ø '* FLIP BETWEEN BOTH *
93Ø '* SCREENS TO MAKE *
94Ø '* HEART PULSE *
95Ø PMODE4,1:SCREEN1,1
96Ø FORD=1TO5ØØ:NEXT
97Ø PMODE4,5:SCREEN1,1
98Ø FORD=1TO5ØØ:NEXT
99Ø GOTO95Ø
1ØØØ GOTO1ØØØ
2ØØØ 'DATA FOR "HAPPY"
2Ø1Ø DATA Ø,1,1,Ø,2,Ø,3,1,2,2,1,
1,3,Ø,4,1,4,2,4,3,4,4,4,5,3,6,3,
7,3,8,3,9,2,1Ø,2,11,2,12,2,13,1,
14,1,15,12,Ø,12,1,11,2,11,3,1Ø,4
,1Ø,5,1Ø,6,1Ø,7,9,8,9,9,9,1Ø,9,1
1,8,12,8,13,8,14,8,15,8,7,7,6,6,
6,5,6,4,7,4,8,5,9,6,9,7,9,8,9,1Ø
,9,11,9,12,8
2Ø2Ø DATA 17,1Ø,16,9,15,9,14,1Ø,
13,11,13,12,13,13,13,14,14,15,15
,15,16,15,17,14,18,13,18,12,18,1
1,18,1Ø,19,9,18,14,19,15,2Ø,15,2
1,15,22,14,23,13,23,12,24,11,24,
1Ø,24,9,23,14,23,15,23,16,22,17,
22,18,21,19,21,2Ø,21,21,2Ø,22,19
,21,19,2Ø,19,19,2Ø,18
2Ø3Ø DATA 2Ø,17,21,16,22,15,25,1
Ø,26,9,27,9,28,1Ø,29,11,29,12,29
,13,28,14,27,15,26,15,25,15,24,1
4,28,15,29,15,3Ø,15,31,15,32,14,
33,13,33,12,34,11,34,1Ø,34,9,33,
14,33,15,33,16,32,17,32,18,31,19
,31,2Ø,31,21,3Ø,22,29,21,29,2Ø,2
9,19,3Ø,18,3Ø,17
2Ø4Ø DATA 31,16,32,15,35,1Ø,36,9
,37,9,38,1Ø,39,11,39,12,39,13,38
,14,37,15,36,15,35,15,34,14,38,1
5,39,15,4Ø,15,41,15,42,14,43,13,
43,12,44,11,44,1Ø,45,9,46,9,47,1
Ø,47,11,47,12,46,13,46,14,47,15,
48,15,49,14,5Ø,13,5Ø,12,51,11,51
,1Ø,51,9,51,12,51,13
2Ø5Ø DATA 51,14,5Ø,15,5Ø,16,49,1
7,49,18,49,19,48,2Ø,48,21,47,22,
46,21,46,2Ø,46,19,47,18,47,17,48
,16,49,15,5Ø,14,52,12,53,11,54,1
Ø,55,1Ø
2Ø6Ø 'DATA FOR "VALENTINE'S"
2Ø7Ø DATA Ø,1,1,Ø,2,Ø,3,1,2,2,1,
1,3,Ø,4,1,4,2,5,3,5,4,6,5,6,6,6,
7,6,8,6,9,5,1Ø,5,11,5,12,5,13,4,
14,4,15,5,15,6,15,7,15,8,14,9,13
,9,12,1Ø,11,1Ø,1Ø,1Ø,9,1Ø,8,11,7
,11,6,11,5,11,4,12,3,12,2,13,1,1
4,Ø,15,Ø
2Ø8Ø DATA 18,1Ø,17,9,16,9,15,1Ø,
14,11,14,12,14,13,14,14,15,15,16
,15,17,15,18,14,19,13,19,12,19,1
1,19,1Ø,2Ø,9,19,14,2Ø,15,21,15,2
2,15,23,14,24,13,25,12,25,11,26,
1Ø,26,9,26,8,26,7,27,6,27,5,27,4
,27,3,27,2,26,1,26,Ø,25,Ø,24,1,2
4,2,24,3
2Ø9Ø DATA 23,4,23,5,23,6,23,7,23
,8,23,9,23,1Ø,23,11,23,12,25,14,
26,15,27,15,28,15,29,14,3Ø,13,31
,12,32,11,32,1Ø,31,9,3Ø,9,3Ø,1Ø,
29,11,29,12,31,14,32,15,33,15,34
,15,35,14,36,13,36,12,36,11,37,1
Ø,38,9,39,9,4Ø,1Ø,4Ø,11,4Ø,12,39
,13,39,14,39,15
21ØØ DATA 41,1Ø,42,9,43,9,44,1Ø,
44,11,43,12,43,13,43,14,44,15,45
,15,46,15,47,14,48,13,48,12,48,1
1,49,1Ø,49,9,49,8,49,7,49,6,49,5
,5Ø,4,5Ø,3,49,14,5Ø,15,51,15,52,
15,53,14,54,13,54,12,55,11,55,1Ø
,55,9,55,14,56,15,57,15,58,15,59
,14,6Ø,13
211Ø DATA 6Ø,12,6Ø,11,61,1Ø,62,9
,63,9,64,1Ø,64,11,64,12,63,13,63

```


,14,63,15,65,10,66,9,67,9,68,10,
 68,11,67,12,67,13,67,14,68,15,69
 ,15,70,15,71,14,72,13,73,12,74,1
 1,74,10,73,9,72,9,72,10,71,11,71
 ,12,73,14,74,15,75,15,76,14,77,6
 ,77,7,78,8,78,9
 2120 DATA 79,15,80,14,81,13,82,1
 2,82,11,83,10,83,9,84,9,85,10,86
 ,11,86,12,85,13,84,14,83,15,82,1
 5,81,14,84,15,85,15,86,15,87,14,
 46,8,47,7,48,7,49,7,50,7,51,7,52
 ,6,55,7
 2130 'DATA FOR "DAY"
 2140 DATA 10,0,9,0,8,1,7,2,7,3,6
 ,4,6,5,6,6,5,7,5,8,5,9,5,10,4,11
 ,4,12,4,13,3,14,2,15,1,15,0,14,1
 ,13,2,13,4,15,5,15,6,15,7,15,8,1
 5,9,15,10,14,11,13,12,12,12,11,1
 3,10,13,9,14,8,14,7,14,6,14,5,14
 ,4,13,3,13,2,12,1,11,0,9,2,10,2,
 11,2,13,0
 2150 DATA 21,10,20,9,19,9,18,10,
 17,11,17,12,17,13,17,14,18,15,19
 ,15,20,15,21,14,22,13,22,12,22,1
 1,22,10,23,9,22,14,23,15,24,15,2
 5,15,26,14,27,13,27,12,28,11,28,
 10,29,9,30,9,31,10,31,11,31,12,3
 0,13,30,14,31,15

2160 DATA 32,15,33,14,34,13,34,1
 2,35,11,35,10,35,9,35,12,35,13,3
 5,14,34,15,34,16,33,17,33,18,33,
 19,32,20,32,21,31,22,30,21,30,20
 ,30,19,31,18,31,17,32,16,33,15,3
 4,14,36,12,37,11,38,10,39,10
 2170 'DATA FOR "WITH"
 2180 DATA 0,1,1,0,2,0,2,1,1,1,3,
 1,3,2,3,3,3,4,2,5,2,6,2,7,1,8,0,
 9,1,9,2,9,3,8,4,7,5,6,5,5,6,4,6,
 3,6,5,6,6,6,7,6,8,7,8,8,7,9,6,9,
 5,10,4,10,3,11,2,12,7,13,6,14,5,
 14,4,14,3,15,6
 2190 DATA 16,6,17,5,18,4,18,3,18
 ,2,19,1,19,0,19,-1,19,-2,19,5,20
 ,5,21,4,22,3,23,2,24,1,24,0,25,-
 1,25,-2,25,-3,24,-4,23,-3,23,-2,
 23,-1,23,0,23,1,23,2,23,3,23,4,2
 4,1,25,1,26,2,26,3,27,4,28,4,29,
 3,14,1,17,1,18,0,19,0,20,0,21,-1
 2200 'DATA FOR "LOVE"
 2210 DATA 0,0,1,1,1,2,1,3,1,4,1,
 5,1,6,0,7,2,6,3,6,4,7,5,7,6,6,10
 ,2,9,2,8,3,8,4,8,5,9,6,10,6,11,5
 ,11,4,11,3,12,2,13,1,14,2,14,3,1
 4,4,15,5,16,5,17,4,17,3,17,2,17,
 1,18,1,19,2,20,2,21,2,22,1,21,0,
 20,1,20,3,21,4,22,4,23,4,24,3

COCO ACCESSORIES



DISK DRIVES

NEW-4 DRIVE SYSTEM (2 DSDD DRIVES ACCESSED UNDER R.S. DOS) *- \$379.95

2 DRIVE SYSTEM (2 DSDD DRIVES IN ONE CASE) \$329.95

DRIVE 1 UPGRADE (1 DSDD UPGRADE FOR YOUR 26-3129,3131, OR 3132 - \$119.95) PLEASE SPECIFY CATALOG NUMBER WHEN ORDERING !!

DRIVE 0 - SSDD F/H DRIVE *- \$199.95

DRIVE 1 - SSDD F/H DRIVE (USE W. EXISTING DR0) \$125.95

*- INCLUDES EITHER R.S. OR DISTO CONTROLLER

COCO 3

512K UPGRADE - \$109.95 TECH MANUAL - \$29.95

RAM DISK & DIAGNOSTICS - \$19.95

MONITOR CONNECTOR FOR CM-8 - \$4.95

OTHER STUFF

MONITOR INTERFACE - \$29.95 ADOS - \$29.95

KEYBOARDS - \$24.95 ADAPTERS - \$9.95

SERIAL TO PARALLEL CONVERTERS - \$44.95

NEW - EPSON LX-800 PRINTER 160 CPS DRAFT / 36 CPS NLQ - TRACTOR INCLUDED ONLY \$189.95

FULL LINE OF EPSON PRINTERS IN STOCK !!!

CALL FOR BEST PRICES ???

The Computer Center

5512 POPLAR MEMPHIS, TN 38119 901-761-4565

ADD \$4.90 FOR SHIPPING AND HANDLING. VISA, MC & MONEY ORDERS ACCEPTED. ALLOW 3 WEEKS FOR PERSONAL CHECKS. NO CODS. PRICES MAY CHANGE WITHOUT NOTICE

'SUPER VOICE' T.M.

COCO'S MOST ADVANCED
SPEECH SYNTHESIZER.

**IT TALKS, SINGS AND
MORE.**

only . . . \$79.95

WITH EARS PURCHASE

only . . . \$59.95

*CoCo 3
Compatible*



SUPER VOICE is no ordinary speech synthesizer. It uses Silicon Systems, Inc. SSI-263, the most advanced speech/sound chip available. SUPER VOICE is not only capable of highly intelligible speech, sound effects, and singing over a 6 octave range, but now we have turned SUPER VOICE into a monophonic Super Music Synthesizer with our PIANO KEYBOARD.

IT TALKS. A free TRANSLATOR text-to-speech program makes writing your own talking program as easy as SAYING "HELLO."

SUPER VOICE works in any 32K or 64K computer. A disk system requires a Y-Cable or Multi-Pak.


**Here are the facts;
the decision is yours.**

**SAVE
\$24.95**

FREE

SUPER TALKING HEADS

Paul and Pauline, our talking heads program is normally \$24.95. Until Dec. 15 we will include them with each SUPER VOICE order.



	SUPER VOICE	REAL TALKER	RS SPEECH CARTRIDGE	VOICE-PAK
Synthesizer Device	SSI-263	SC-01	SP-256	SC-01
Speaking Speeds	16	1	1	1
Volume Levels	16	1	1	1
Articulation Rates	8	1	1	1
Vocal Tract Filter Settings	255	1	1	1
Basic unit of Speech	64 phonemes 4 durations each	64 phonemes	64 allophones 5 pause lengths	64 phonemes
Pitch Variations	4096 (32 absolute levels with 8 inflection speeds)	4	1	4



Dealer Inquiries
Invited



Speech Systems

**38W 255 DEERPATH ROAD
BATAVIA, ILLINOIS 60510
(312) 879-6880 (TO ORDER)**

We accept CASH, CHECK, COD, VISA and MASTER CARD orders.
Shipping and handling US and Canada \$3.00
Shipping and handling outside the US and Canada \$5.00
COD charge \$2.00
Illinois residents add 6 1/4% sales tax

CALL ANY DAY TO ORDER. ALSO ORDER BY MAIL

EARS™

Electronic
Audio
Recognition
System

\$99.95

Now Your
Computer
Can Listen
To You!

- SPEECH RECOGNITION
- HANDS OFF PROGRAMMING
- HIGH QUALITY SPEECH REPRODUCTION

EARS Does It All!

INCREDIBLE!



Two Years In the Making. Speech Systems was formed to develop new and innovative speech products. After 2 years of intensive Research and Development, we have created a truly sophisticated speech recognition device. Recognition rates from 95% to 98% are typical. Until now, such a product was outside the price range of the personnel computer market, and even small businesses.

EARS is trained by your voice and capable of recognizing any word or phrase. Training EARS to your particular voice print takes seconds. Up to 64 voice prints may be loaded into memory. You may then save on tape or disk as many as you like so that your total vocabulary is virtually infinite.

Speech and Sound Recognition. EARS is really a sound recognition system, so it really doesn't matter whether you speak in English, Spanish, or French. In fact you do not have to speak at all, you can train EARS to understand sounds such as a musical note or a door slamming.

Hands Off Programming. Imagine writing your own BASIC programs without ever touching the keyboard. Everything that

you would normally do through a keyboard can now be done by just speaking.

Programming EARS Is Easy. LISTEN, MATCH and other commands have been added to BASIC so that programming EARS is a piece of cake! The single BASIC line: 10 LISTEN: MATCH will instruct EARS to listen to you and return the matching phrase.

It Talks. EARS is also capable of high quality speech. We mean REALLY high quality. The speech is a fixed vocabulary spoken by a professional announcer. Speech Systems is currently creating a library of thousands of high quality words and phrases. For a demonstration call (312) 879-6844, you won't believe your ears or our EARS.

DISK OWNERS. EARS will work with any disk system with either a MULTI-PAK or Y-CABLE. Our new Triple Y-CABLE was specifically developed for those wishing to add SUPER VOICE as a third device.

You Get Everything You Need. You get everything you need including a specially designed professional headset style noise

cancelling microphone. The manual is easy to use and understand. Several demonstration examples are included so you don't have to write your own programs unless you want to. EARS will work in any 32K or 64K Color Computer.

SUPER VOICE \$20 OFF

Imagine talking to your computer and it talking back to you. When you need an unlimited vocabulary, you can't beat SUPER VOICE. For a limited time, we will give you the SUPER VOICE for \$59.95 with your EARS purchase. Even if you already have another speech unit, here is your chance to buy the best and save \$20.

VOICE CONTROL

Applications for EARS are astounding. Here is our first of many listening programs to come. VOICE CONTROL is a program specially designed to allow you to control any appliance in your house with your voice and our HOME COMMANDER (sold separately) or the Radio Shack Plug 'N' Power controller. For example, you can control your TV by saying "TV ON" or "TV OFF". . . \$24.95



Dealer Inquiries
Invited

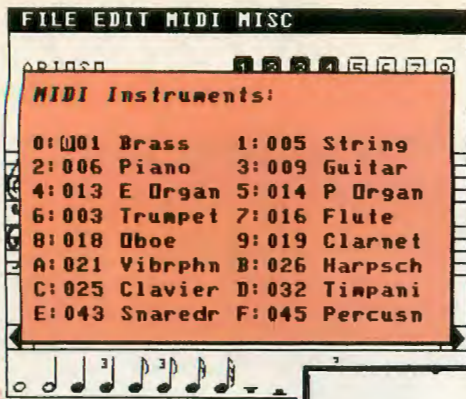


Speech Systems

38W255 DEERPATH ROAD
BATAVIA, ILLINOIS 60510
(312) 879-6880 (TO ORDER)

We accept CASH, CHECK, COD, VISA and MASTER CARD orders.
 Shipping and handling US and Canada \$3.00
 Shipping and handling outside the US and Canada \$5.00
 COD charge \$2.00
 Illinois residents add 6 1/4% sales tax

CALL ANY DAY TO ORDER. ALSO ORDER BY MAIL



Introducing

COCO MIDI 2

Lyra
COMPATIBLE!

Coco 1, 2, 3
Compatible



Confused
about MIDI?
"Understanding
MIDI"
80 pages \$3.95

NOW Print
Single Voice/
Track files
using
LYRA PRINT
\$29.95

Now your COCO can talk to your MIDI music synthesizer. Whether you have a Korg, Roland, Casio, Yamaha, or Moog, it doesn't matter as long as it's MIDI equipped. Choose from our

entry level MUSICA MIDI system that plays MUSICA files or our Professional COCO MIDI 2 system.

- ✓ Supports 16 Track recording and playback.
- ✓ Adjustable tempo.
- ✓ Over 45 Kbytes available (Over 15,500 MIDI events possible).
- ✓ Record to any track.
- ✓ Low Level track editing.
- ✓ LYRA editing. (one voice per track).
- ✓ Playback from any number of tracks.
- ✓ Quantizing to 1/16, 1/32, 1/64 intervals.
- ✓ Dynamic memory allocation.
- ✓ Filter out MIDI data: Key pressure, Program change, Pitch wheel.
- ✓ Graphic Piano Keyboard Display in both record and playback mode.
- ✓ Adjustable Key (Transposition) for each track.
- ✓ Save recording to-disk for later playback or editing.
- ✓ Syncs to drum machine as MASTER or SLAVE.
- Control-Change, Channel Pressure, System Message.
- ✓ PUNCH IN and PUNCH OUT editing.
- ✓ Sequencer features.
- ✓ 100% machine code.
- ✓ "Musician Friendly" Menu Driven.
- ✓ Metronome.
- ✓ Many songs included. Includes MIDI hardware interface, 2 MIDI cables, detailed manual, and software. Requires 64K CoCo, Y-Cable or Multi-Pak.

COCO MIDI 2 (disk only) #CM147 \$149.95
DOUBLE Y-CABLE #DY181 \$28.95
TRIPLE Y-CABLE #TY173 \$34.95

DX LIBRARIAN™

Save and load voice parameters for the Yamaha DX series of synthesizers (DX-7, DX-100, DX-21 etc.). Save sounds individually or as a group letting you load the entire synthesizer in seconds.

Comes with professionally developed voices for the DX-7 worth 10 times the price. Requires COCO MIDI hardware interface.
DX LIBRARIAN (Disk only) #DX143 \$39.95

CASIO LIBRARIAN

Save and load voice parameters for any Casio synthesizer (CZ-101, CZ-1000, CZ-5000 etc.) You can save from the: presets, cartridge,

memory or buffer. Requires COCO MIDI hardware interface.
CASIO LIBRARIAN (Disk only) #CL169 \$39.95

MUSICA MIDI™

MUSICA MIDI takes any MUSICA 2 music file and plays it through your MIDI synthesizer. We offer you over 800 tunes from our MUSIC LIBRARY series (sold separately) or create your own music

using MUSICA 2. Includes: documentation, plenty of music, and the cable to connect between the COCO and your synthesizer.
MUSICA MIDI Complete (Disk Only) #CM126 \$39.95

MIDI KEYBOARD

If you own the Casio CZ-101 or similar MIDI synth, you know that the mini keys and the short 3 or 4 octave keyboard is limiting. MIDI KEYBOARD when used with our full size 5 octave keyboard

gives you the flexibility you need. Comes with cable to connect the COCO to your MIDI synth.
MIDI KEYBOARD (Disk only) #MKT67 \$29.95

NEW!
LYRA PRINT
 NOW PRINT LYRA
 FILES ON YOUR
 RADIO SHACK,
 OKIDATA 92,
 GEMINI, PANASONIC
 & COMPATIBLE
 PRINTER
\$29.95


Lyra™

The Musical
 Coco Max™

IF YOU
 CAN POINT,
 YOU CAN COMPOSE

PULL
 DOWN
 MENUS

ICONS!



Coco 1, 2, 3
 Compatible

A MUST
 FOR MIDI
 USERS

LYRA is the most powerful music composition program we have seen on any computer. We don't mean just the COCO, we really mean any computer. Whether you are a novice trying to learn music or a professional musician with MIDI equipment you will find LYRA a powerful tool. You

see, we wrote LYRA for musicians that hate computers. If you want proof, purchase a LYRA demo for \$7.95. We will apply the demo price to your purchase. MIDI output requires the LYRA MIDI cable (#MC158) or COCO MIDI Seq/Editor (#CM147).

- ✓ Ultra Easy to use, just point with joystick or mouse and click.
- ✓ Compose with up to 8 completely independent voices.
- ✓ Room for over 18,000 notes. (This is not a misprint!)
- ✓ Super Simple Editing Supports:

Note insert	Block insert
Note delete	Block delete
Note change	Block copy
- ✓ Output music to:

TV Speaker	Monitor Speaker
STEREO PAK	ORCHESTRA 90
SYMPHONY 12	COCO MIDI S/E
MIDI Synth	MIDI Drum Machine
- ✓ Output up to 4 voices without additional hardware.

- ✓ Output all 8 voices using either SYMPHONY 12 or one or more MIDI synthesizers and drum machines.
- ✓ Output any voice on any of the 8 MIDI channels.
- ✓ Transpose music to any key.
- ✓ Modify music to any tempo.
- ✓ Automatically inserts bar for each measure as you compose.
- ✓ Key signature lets you specify sharps and flats only once, LYRA will do the rest.
- ✓ Plays MUSICA 2 files using LYRA CONVERT (#LC164).
- ✓ Each voice may be visually highlighted or erased.
- ✓ Each measure is numbered for easy reading.

- ✓ Solo capability
 - ✓ Block edits are highlighted.
 - ✓ Tie notes together for musical continuity.
 - ✓ Name of note pointed to is constantly displayed.
 - ✓ Jump to any point in the score instantaneously.
 - ✓ Memory remaining clearly displayed, however you will have plenty of memory even for the most demanding piece.
 - ✓ Help menu makes manual virtually unnecessary.
 - ✓ LYRA is 100% software, no need for extra hardware unless you want more power.
 - ✓ Music easily saved to tape or disk.
 - ✓ Requires 64K and mouse or joystick.
- LYRA (Disk only) #LY122 \$54.95**

LYRA OPTIONS

These LYRA options are **not** required. They are provided for those wishing additional flexibility.

LYRA CONVERT

A program to convert MUSICA 2 files to LYRA files.
 (Disk) #LC164 **\$14.95**

VERSION UPDATE

To receive the latest version of LYRA return your original disk. #UP162 **\$10.00**

LYRA MIDI CABLE

A cable to connect your computer to your MIDI synthesizer.
 #MC158 **\$19.95**

LYRA SYMPHONY 12 ENHANCER

Lets LYRA play all 8 voices through SYMPHONY 12.
 (Disk) #LS177 **\$19.95**

LYRA LIBRARY

A collection of 50 songs ready to play for hours. Most have 7 and 8 voices. #LL137 . . . **\$39.95**

SYMPHONY 12

A real hardware music synthesizer, lets LYRA play all 8 voices in stereo.
 (T or D) #SY149 **\$69.95**

COCO MID Seq/Editor

A professional quality MIDI interface for MIDI synthesizers.
 (Disk only) #CM147 **\$149.95**

MUSIC LIBRARY

A collection of over 900 songs. When used with CONVERT, it gives an incredible LYRA library. Each volume 100 songs.
 (T or D) #MLXXX **\$29.95**

COCO MAX is a trademark of Colórdware.
 ORCHESTRA 90 is a trademark of Radio Shack.

We accept CASH, CHECK, COD, VISA and MASTER CARD orders.
 Shipping and handling US and Canada \$3.00
 Shipping and handling outside the US and Canada \$5.00
 COD Charge \$2.00
 Illinois residents add 6 1/4% sales tax.

Speech Systems

**38W255 DEERPATH ROAD
 BATAVIA, ILLINOIS 60510
 (312) 879-6880**



Follow the Bread Crumbs

By Dennis H. Weide

Since the publication of my article "The CoCo Writes A Program" (July 1987, Page 84), many people have written to me with questions. Some say they have machine language programs on disk, but don't have the addresses of the programs. Well, believe it or not, Tandy left you some bread crumbs on disk (just like in the fairy tale) that will lead you to the addresses you want.

On cassette-based systems, the addresses are stored in RAM.

Load the ML program into memory and use the following PEEK commands to find the required addresses:

Start Address

```
PEEK(487)*256+PEEK(488)
```

End Address

```
PEEK(126)*256+PEEK(127)
```

Exec Address

```
PEEK(157)*256+PEEK(158)
```

Disk Extended BASIC doesn't store all the addresses in memory after loading the program. They're stored in the file on disk as shown in Figure 1. The top part of the figure shows a machine language program file in its

binary format, as it is stored on disk. The bottom part shows a BASIC program file in its tokenized format. We'll be using the top part of the figure for this discussion. The bottom portion is included for reference. Note that Figure 1 represents the program file on disk, and byte numbers are determined by the length of the file.

The first byte (Byte 1) of an ML program file is always zero — this is how Disk BASIC determines whether the file specified in the LOADM command is a machine language program file. For a BASIC program, Byte 1 is always 255.

The second and third bytes (bytes 2 and 3) of the ML program file are the most significant byte (MSB) and least significant byte (LSB) of the file size. These two bytes tell Disk BASIC how many bytes of program code are actually stored in the file.

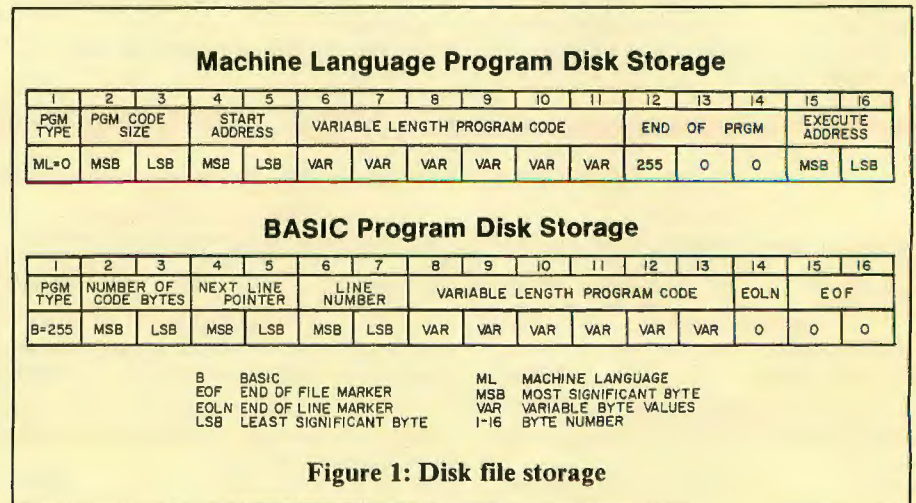
The fourth and fifth bytes (bytes 4

and 5) are the MSB and LSB of the start address pointer. These two bytes point to the start address of the ML program, where Disk BASIC will load the first byte of program code.

The sixth byte (Byte 6) is the first byte of the program code that will be loaded into the start address, indicated by the start address pointer.

Disk BASIC continues to load each successive byte into memory until it reaches the end of the program file. In Figure 1, the last byte of program code is Byte 11. The last five bytes (bytes 12 through 16) of an ML program file contain the end-of-program marker and the execute address. The fifth, fourth and third bytes (bytes 12, 13 and 14) from the end of the file always contain 255-0-0, indicating the end of the binary file.

Dennis Weide is a communications technician for AT&T in Albuquerque, New Mexico, where he programs AT&T and IBM PCs. He enjoys making toys and teaching computer programming.



The last two bytes (bytes 15 and 16) are the MSB and LSB of the execute address pointer. This is the address the processor jumps to when the program is executed from BASIC using the EXEC command or USR function. The programs in listings 1 and 2 follow the bread crumbs for you.

The program in Listing 1 is a BASIC program that prompts you for a filename and then reads the first byte of the file to determine if it's an ML program file. If it's not, the program jumps to Line 7000 and prints "Not a binary file." If it is an ML file, the program reads the file length in bytes 2 and 3 and the start address in bytes 4 and 5. Then it performs the following calculations to determine program size and the start, end, and execute addresses:

Program Size

$$\text{BYTE2} * 256 + \text{BYTE3}$$

Start Address

$$\text{BYTE4} * 256 + \text{BYTE5}$$

End Address

$$\text{START ADDR} + \text{PGM SIZE} - 1$$

Exec Address

$$(\text{PGM SIZE} + 9) * 256 + (\text{PGM SIZE} + 10)$$

When all these calculations are complete, the results are printed on the screen in decimal and hexadecimal format. The last line, "Total bytes," is the program size — not the file size. The program size is always smaller than the file size, because the pointers and end-of-file (EOF) markers are not loaded into memory.

The program in Listing 2 is the PAS-

CAL source code for the same program. It was written using Deft PASCAL and compiled into a machine language program. The addresses of the version provided for RAINBOW ON TAPE/DISK are as follows:

Function	Dec	Hex
Start Address	20000	4E20
End Address	24980	6194
Exec Address	20000	4E20

The ML code produced by the Deft compiler is fully relocatable, so you can load it into memory anywhere you want. It's always a good idea to protect memory where an ML program is loaded by using the CLEAR command.

Each version has its own advantages and disadvantages. The BASIC version will be erased from memory each time another BASIC program is loaded. But it can be appended to other BASIC disk utilities. The PASCAL version can be loaded into protected memory and executed whenever it's needed, but it executes slower than the BASIC version because PASCAL doesn't allow direct reading of disk tracks and sectors as BASIC does.

Both programs contain remarks to help you understand how they function, but it's not necessary to type in these remarks in either listing. After you've chosen the version you will use and have saved it to disk, you can test the program by entering the filename of an ML program stored on disk for which addresses are known. Be sure to include the drive name in the filename if you have more than one drive. You can

create a dummy test file by entering the following:

```
SAVEM"JUNK/BIN:0",5000,6000,5500
```

This is not a working program but a dummy file to verify that your program works properly, so be sure to kill it after you've completed the test. When you enter JUNK/BIN:0 at the filename prompt, the following screen message should be displayed:

```
JUNK/BIN:0
FUNCTION          DEC      HEX
START ADDRESS    5000    1388
END ADDRESS      6000    1770
EXEC ADDRESS     5500    157C
TOTAL BYTES      1001    03E9
```

If other addresses are displayed, check the program for typing errors.

The information I've provided here should come in handy for those who want to expand their programming knowledge or better understand how files are stored on disk. This information applies to Radio Shack Disk Extended Color BASIC versions 1.0 and 1.1, and any RS-DOS compatible operating system. It will not work on OS-9 operating systems.

It's always a pleasure to hear from people who find my articles interesting. So, if you have any questions or suggestions, please feel free to write me.

(You may write to Dennis Weide at 14201 Marquette N.E., Albuquerque, NM 87123. Please enclose an SASE when requesting a reply.) □

Listing 1: ADRESBAS

```
1000 '      FINDADDR PROGRAM          14000 '
2000 '      BY DENNIS H. WEIDE        15000 '      OPEN FILE TO READ
3000 '                                          16000 '      A BYTE AT A TIME
4000 '      THIS PROGRAM WILL READ   17000 '
5000 '      THE START, END AND EXE   18000 OPEN "D",#1,F$,1
C                                          19000 FIELD #1,1 AS A$
6000 '      ADDRESSES OF AN ML PRO   20000 '
GRAM                                          21000 '      READ FIRST BYTE TO
7000 '      FROM DISK AND PRINT TH   22000 '      SEE IF FILE IS AN
E                                          23000 '      ML BINARY FILE
8000 '      RESULTS ON THE SCREEN   24000 '
9000 '      25000 GET #1,1
10000 '      26000 IF ASC(A$)>0 THEN 70000
11000 CLS                                  27000 '
12000 LINEINPUT"ENTER FILENAME >      28000 '      READ BYTES 4 AND 5
";F$                                       29000 '      AND CALCULATE THE
13000 CLS                                  30000 '      START ADDRESS
```

```

31000 '
32000 GET #1,4
33000 SA=ASC(A$)*256
34000 GET #1,5
35000 SA=SA+ASC(A$)
36000 '
37000 ' READ BYTES 2 AND 3 AND
38000 ' CALCULATE PROGRAM SIZE
39000 '
40000 GET #1,2
41000 PS=ASC(A$)*256
42000 GET #1,3
43000 PS=PS+ASC(A$)
44000 '
45000 ' CALCULATE END ADDRESS
46000 '
47000 EA=SA+PS-1
48000 '
49000 ' LOCATE LAST TWO BYTES
50000 ' OF FILE AND CALCULATE
51000 ' EXECUTE ADDRESS
52000 '
53000 GET #1,PS+9
54000 EX=ASC(A$)*256

55000 GET #1,PS+10
56000 EX=EX+ASC(A$)
57000 CLOSE#1
58000 '
59000 ' PRINT RESULTS TO SCREEN
60000 '
61000 PRINT F$
62000 PRINT
63000 PRINT "FUNCTION DEC
        HEX"
64000 PRINT "-----"
        "-----"
65000 PRINT "START ADDRESS ";SA
        ";";HEX$(SA)
66000 PRINT "END ADDRESS ";EA
        ";";HEX$(EA)
67000 PRINT "EXEC ADDRESS ";EX
        ";";HEX$(EX)
68000 PRINT "TOTAL BYTES ";EA
        "-SA+1;";HEX$(EA-SA+1)
69000 END
70000 PRINT F$:PRINT:PRINT "NOT A
        BINARY FILE"

```

Listing 2: ADRESPAS

```

PROGRAM FINDADDR(INPUT,OUTPUT);

(* WRITTEN BY DENNIS H. WEIDE *)
(* PROGRAM TO FIND START, END, & EXEC ADDRESS *)
(* OF MACHINE LANGUAGE PROGRAM. TRS-80 COCO *)

(* DECLARE ALL VARIABLES *)

VAR FILENAME,ADDRESS1,ADDRESS2,ADDRESS3,ADDRESS4:STRING;
    FILE1:TEXT;
    BITE1,BITE2,BITE3:CHAR;
    PGMSIZE,START,FINISH,EXEC,COUNT:INTEGER;

(* START OF MAIN PROGRAM *)

BEGIN
    PAGE;
    WRITE('ENTER FILENAME > ');
    READLN(FILENAME);
    PAGE;

    (* OPEN FILE TO BE READ *)
    (* ONE BYTE AT A TIME *)

    RESET(FILE1,FILENAME);

    (* READ BYTES 1,2,3 TO SEE *)
    (* IF THIS IS AN ML BINARY *)

```



```

(*) FILE. *)

READ(FILE1,BITE1,BITE2,BITE3);

(*) IF THIS IS AN ML BINARY *)
(*) FILE, START HERE TO *)
(*) CALCULATE PROGRAM SIZE *)

IF BITE1=CHR(Ø) THEN BEGIN
  PGMSIZE:=ORD(BITE2)*256+ORD(BITE3);

(*) READ BYTES 3 AND 4 AND *)
(*) CALCULATE START ADDRESS *)

  READ(FILE1,BITE1,BITE2);
  START:=ORD(BITE1)*256+ORD(BITE2);

(*) CALCULATE END ADDRESS *)

  FINISH:=START+PGMSIZE-1;

(*) READ ALL BYTES UNTIL THE *)
(*) LAST TWO FILE BYTES ARE *)
(*) FOUND. *)

  FOR COUNT:=1 TO PGMSIZE+3 DO READ(FILE1,BITE1);

(*) READ LAST TWO FILE BYTES *)
(*) AND CALCULATE EXECUTE *)
(*) ADDRESS. *)

  READ(FILE1,BITE2,BITE3);
  WRITELN;
  EXEC:=ORD(BITE2)*256+ORD(BITE3);

(*) COMPUTE ALL HEXIDECIMAL *)
(*) ADDRESSES. *)

  WORD[1Ø24]:=START;
  HEX(1Ø24,2,ADDRESS1);
  WORD[1Ø24]:=FINISH;
  HEX(1Ø24,2,ADDRESS2);
  WORD[1Ø24]:=EXEC;
  HEX(1Ø24,2,ADDRESS3);
  WORD[1Ø24]:=PGMSIZE;
  HEX(1Ø24,2,ADDRESS4);

(*) PRINT RESULTS TO SCREEN *)

  PAGE;
  WRITELN(FILENAME);
  WRITELN;
  WRITELN('FUNCTION          DEC      HEX');
  WRITELN('-----');
  WRITELN('START ADDRESS  ',START,' ',ADDRESS1);
  WRITELN('END ADDRESS    ',FINISH,' ',ADDRESS2);
  WRITELN('EXEC ADDRESS   ',EXEC,' ',ADDRESS3);
  WRITELN('TOTAL BYTES    ',PGMSIZE,' ',ADDRESS4)
END
ELSE WRITELN('NOT A BINARY FILE');
END.

```

T & D SUBSCRIPTION SOFTWARE CONTINUES ITS

ISSUE #1, JULY 1982

COVER 1
RACETRACK
HANGMAN
MUSIC ALBUM
LIFE EXPECTANCY
WORD TESTS
KILLER MANSION
BARTENDER
CALENDAR
ROBOT WAR

ISSUE #2, AUGUST 1982

UFO COVER PT. 1
BIORHYTHM
BOMBARDMENT
BLACK JACK
COST OF LIVING
FRENZY
BUSINESS LETTER
QUICK THINK
QUEST INSTRUCTIONS
QUEST FOR LENORE

ISSUE #3, SEPTEMBER 1982

UFO COVER PT. 2
BASKETBALL
CHUCKLUCK
SLOT MACHINE
ALPHABETIZER
NFL PREDICTIONS
FLAG CAPTURE
ROBOT BOMBER

ISSUE #4, OCTOBER 1982

UFO RESCUE
TANK BATTLE
DRIVEWAY
SOUNDS
BALLOON DROP
MIND BOGGLE
COCO-TERRESTRIAL ADV.
CALORIE COUNTER
JACK-O-LANTERN

ISSUE #5, NOVEMBER 1982

CATALOG COVER
BOWLING
PROGRAM INVENTORY
PROMISSORY-LOANS
CHECKBOOK BALANCER
TRIGONOMETRY TUTOR
CONVOY
BAG-IT
SPECTRA SOUND
CONVEYOR BELT

ISSUE #6, DECEMBER 1982

CHRISTMAS COVER
RAINDROPS
STOCK MARKET
ADVANCED PONG
DESTROY
SOUND ANALYZER
CREATIVITY TEST
VOICE DATA
ML TUTORIAL PT. 1
LOONY LANDER

ISSUE #7, JANUARY 1983

NEW YEARS COVER
LIST ENHANCER
SUPER PRECISION DIV.
BOMB DIFFUSE
SPACE STATION
ML TUTORIAL PT. 2
SHOOT OUT
FIND UTILITY
CYRORG INS.
CYBORG FACES

ISSUE #8, FEBRUARY 1983

COVER 8
DEFEND
3 DIMENSIONAL MAZE
COCO CONCENTRATION
AUTO LINE NUMBERING
ML TUTORIAL PT. 3A
ML TUTORIAL PT. 3B
NUCLEAR POWER PLANT
DUAL BARRIER
BRICKS

ISSUE #9, MARCH 1983

TIME MACHINE COVER
TRIG DEMO
PYRAMID OF CHEOPS
PROGRAM PACKER
BUDGET
ELECTRONIC DATEBOOK
ML TUTORIAL PT. 4
TAPE DIRECTORY
BLOCK-STIR
COCO ADDING MACHINE

ISSUE #10, APRIL 1983

TENTH COVER
PYRAMID OF DANGER
TYPING TUTOR
ML TUTORIAL PT. 5
TINYCALC
STOCK MARKET COMP
YAH-HOO
MISSILE ATTACK
SCREEN PRINT
BRIKPNG

ISSUE #11, MAY 1983

ELEVENTH COVER
ARCHERY
FROG JUMP
ML TUTORIAL PT. 6
MLT DICTIONARY
BASIC SPEED UP TOT.
METRIC CONVERTOR
GRAPHIC QUAD ANTENNA
GRAPHICS PROGRAM
CATERPILLAR CAVE

ISSUE #12, JUNE 1983

TWELFTH COVER
SHOOTING GALLERY
BOMB STOPPER
VALLEY BOMBER
STARFIGHTER
WHEEL OF FORTUNE
ML TUTORIAL PT. 7
MERGE UTILITY
RAM TEST
LANDER

ISSUE #13, JULY 1983

THIRTEENTH COVER
FLASH CARD
ICE BLOCK
COSMIC FORTRESS
MAIL LIST
DOLLARS & CENTS
ML TUTORIAL PT. 8
SDSK COPY
MUSIC SYNTHESIZER
CRAWLER

ISSUE #14, AUGUST 1983

MYSTERY COVER
ROW BOAT
COMPUTER TUTL PT. 1
INDEX DATABASE
DISK ZAPPER
COCO-MONITOR
COCO-ARTIST
ROBOT COMMAND
TEST SCREEN PRINT
HIGH-RESOLUTION TEXT

ISSUE #15, SEPTEMBER 1983

MYSTERY COVER PT. 2
GOLD VALUES
TREK INSTRUCTIONS
TREK
HIGH TEXT MODIFICATION
ASTRO DODGE
DR. COCO
PEG JUMP
MORSE CODE
PURGE UTILITY

ISSUE #16, OCTOBER 1983

MYSTERY COVER
BOPOTRON
DIRECTORY RECALL
VECTOR GRAPHICS INST.
VECTOR GRAPHICS
SKYDIVER
SWERVE AND DODGE
NIMBO BATTLE
TAPE ANALYSIS UTILITY
LIFE GENERATIONS

ISSUE #17, NOVEMBER 1983

THANKSGIVING COVER
3-D TIC-TAC-TOE
INDY 500
COLLEGE ADVENTURE
MEMORY GAME
DUNGEON MASTER
WEATHER FORECASTER
GRID FACTOR INST.
GRID FACTOR
DRAW

ISSUE #18, DECEMBER 1983

CHRISTMAS COVER
CLIMBER
GALACTIC CONQUEST
WARLORDS
STATES REVIEW
MATH TUTOR
MACHINE LANGUAGE DATA
PRINTER UTILITY INST.
PRINTER UTILITY
MUTANT WAFFLES

ISSUE #19, JANUARY 1984

BANNER
PROBE
DISK DIRECTORY PROTECTOR
OPTICAL CONFUSION
WORD PROCESSOR
WORD SEARCH
ASTRONAUT RESCUE
STAR TRAP
PIE CHART
FORCE FIELD

ISSUE #20, FEBRUARY 1984

INTRODUCTION:
HINTS FOR YOUR COCO
ESCAPE ADVENTURE
SEEKERS
MASTER BRAIN
LIST CONTROLLER
DISKETTE CERTIFIER
ROM COPY
BASIC RAM
SNAFUS

ISSUE #21, MARCH 1984

BASIC CONVERSIONS
FINANCIAL ADVISE
CASTLE STORM
DOS HEAD CLEANER
COCO TERMINAL
SNAKE CRAWLER
WAR CASTLE
SKY FIRE
EASY BASIC
DOTS 3-D

ISSUE #22, APRIL 1984

HEALTH HINTS
GLIBLIPS
CLOTHES SLITHER
BIBLE 1 & 2
BIBLE 3 & 4
CATCH ALL
INVADER
ALIEN RAID
MOON ROVER
10 ERROR IGNORER

ISSUE #23, MAY 1984

MONEY SAVERS 1 & 2
STOCKS OR BOMBS
WALL AROUND
COCO TECHNICAL LOOK PT. 1
NUCLEAR WAR INST.
THERMONUCLEAR WAR
CIRCUIT DRAWER
MOUSE RACES
SUPER-SQUEEZE
DATA FALL

ISSUE #24, JUNE 1984

DIR PACK & SORT
BRICK OUT
COCO TECHNICAL LOOK PT. 2
USA SLIDE PUZZLE
51' *24 SCREEN EDITOR
51' *24 SCREEN
CITY INVADERS
PRINTER SPOOLER
STEPS
SNAKE

ISSUE #25, JULY 1984

CLOCK
COCO TECHNICAL LOOK PT. 3
SKID ROW ADVENTURE
MONEY MAKER
PIN-HEAD CLEANING
LINE EDITOR INST.
LINE EDITOR
BOOMERANG
BUBBLE BUSTER
RECOCHET

ISSUE #26, AUGUST 1984

PEEK, POLE & EXECUTE
SAUCER RESCUE
YOUNG TYPER TUTOR
O-TEL-O
OLYMPIC EVENTS
DOUBLE DICE
COCO DATABASE
BATTLE STAR
COCO-PIN BALL
MONTEZUMAS DUNGEONS

ISSUE #27, SEPTEMBER 1984

COCO TO COM 64
GALACTIC SMUGGLER
INDY RACE
ACCOUNT MANAGER
CASSETTE MERGE UTILITY
STRING PACKING TUTORIAL
SPACE DUEL
BUGS
TRAP-BALL
BALLOON FIRE

ISSUE #28, OCTOBER 1984

HANGING TREE
CHECKERS
FOOTBALL +
MORE PEEKS, POKES
SPELLING CHECKER
SOUND DEVELOPMENT
WORD GAME
SCREEN REVERSE
AUTO COPY
RAT ATTACK

ISSUE #29, NOVEMBER 1984

DISK ROLL OUT
ROBOT ON
MULTIPONG
ADVENTURE GENERATOR
QUEST ADVENTURE
QUARTER BOUNCE
DUAL OUTPUT
KEY REPEAT
FULL EDITOR
METEOR

ISSUE #30, DECEMBER 1984

MATH HELP
ZECTOR ADVENTURE
WORLD CONQUEST
DRAG RACE
MINE FIELD
T-NOTES TUTORIAL
T & D PROGRAM INDEXER
SYSTEM STATUS
ERROR TRAP
DROLL ATTACK

ISSUE #31, JANUARY 1985

TREASURES OF BARSOOM
BATTLE GROUND
STRUCTURED COMPILED LANGUAGE
LIBRARY MODULE
MINIATURE GOLF
STAR DUEL
ARITHMETIC FOOTBALL
GRID RUN
SPIRAL ATTACK
FAST SORT
MUNCHMAN

ISSUE #32, FEBRUARY 1985

DR. SIGMUND
ICE WORLD ADVENTURE
LOTTERY ANALYST
BASIC COMPILER
MUSIC CREATOR
MEANIE PATROL
TRI-COLOR CARDS
SHAPE RECOGNITION
DISK BACKUP
SPACE PROTECTOR

ISSUE #33, MARCH 1985

LIGHT CYCLE
PAINT
SKEET SHOOTING
GUITAR NOTES
ML DISK ANALYZER
PERSONAL DIRECTORY
NAUGHA ADVENTURE
EGGS GAME
DISK DIRECTORY PRINT
SPEED KEY

ISSUE #34, APRIL 1985

HOVER TANK
POWER SWORD
TERMITE INVASION
SPELLING CHECKER
DOS BOSS
NINE CARD CHOICE
MUSIC GENERATOR
FYR-DRACA
DRIVE TEST
GRAPHIC TOUR

ISSUE #35, MAY 1985

SELECT A GAME 1
TAPE PROBLEMS
STROLL TRIVIA
SOFTBALL MANAGER
FONTS DEMO
CLOWN DUNK MATH
ALPHA MISSION
DOS ENHANCER
HAUNTED HOUSE



SUPER SAVINGS

Single Issue \$8.00
2-5 Issues \$6.00 ea.
6-10 Issues \$5.00 ea.
11 or more Issues . \$4.50 ea.
All 67 Issues \$185.00

Purchase 20 or more issues and receive a free 6 month subscription

- Every Issue Contains 10 or More Programs
- Many Machine Language Programs
- Available for COCO I, II and III
- All Programs Include Documentation

- We send 1st Class No Charge
- Personal Checks Welcome!



BACK ISSUE SALE OF OVER 670 PROGRAMS!

ISSUE #36, JUNE 1985

SELECT A GAME 2
VIDEO COMPUTERIZER
SPEECH SYNTHESIS
SPEECH RECOGNITION
SPACE LAB
AUTO COMMAND
COMPUTER MATCHMAKER
KNIGHT AND THE LABYRINTH
STAR SIEGE
TALKING SPELLING QUIZ

ISSUE #37, JULY 1985

CHESS MASTER
BIBLE 5-7
SHIP WREK ADVENTURE
FILE TRANSFER
FOUR IN A ROW
MARSHY
TAPE CONTROLLER
CATACOMB
AUTO TALK
SGR8PAK

ISSUE #38, AUGUST 1985

GOLF PAR 3
WIZARD ADVENTURE
KITE DESIGN
ROBOTS
GOMOKU
AMULET OF POWER
LINE COPY UTILITY
DISK PLUMBER
SUPER RAM CHECKER
GRAPHIC HORSE RACE

ISSUE #39, SEPTEMBER 1985

CRANK DRIVING
CAR MANAGER
SQUEEZE PLAY
SUPER BACKUP
RECIPE MACHINE
ANTI-AIRCRAFT
UNREASON ADVENTURE
TALKING ALPHABET
SUPER VADERS
AUTOMATIC EDITOR

ISSUE #40, OCTOBER 1985

STAR TREK
HAM RADIO LOG
COCO-WAR
DISK LABELER
SHIP WAR
ELECTRIC COST
MULTIKEY BUFFER
NUKE AVENGER
CURSOR KING
SAND ROVER

ISSUE #41, NOVEMBER 1985

GRUMPS
DISK DRIVE SPEED TEST
SOLAR CONQUEST
GAS COST
RIME WORLD MISSION
WUMPUS
CHARACTER EDITOR
GRAPHIC TEST
GRAPHIC LOOPY
BOLD PRINT

ISSUE #42, DECEMBER 1985

HOME PRODUCT EVALUATION
YAHTZEE
DISK UTILITY
MACH II
ELECTRONIC BILLBOARD
CAR CHASE
SUPER MANSION ADVENTURE
SLOT MACHINE GIVE AWAY
TEXT BUFFER
TUNNEL RUN

ISSUE #43, JANUARY 1986

DUELING CANNONS
WATER COST
ZIGMA EXPERIMENT
MUSICAL CHORDS
SAFE PASSAGE
PASSWORD SCRAMBLER
GUNFIGHT
KEYPAD ENTRY
STYX GAME
PRINTER DIVERT

ISSUE #44, FEBRUARY 1986

HOME INVENTORY
NINE BALL
PRINTER REVIEW
EXPLORER ADVENTURE
SPANISH LESSONS
CROSS FIRE
RAM SAVER
GRAY LADY
JOYSTICK INPUT
COSMIC SWEEPER

ISSUE #45, MARCH 1986

INCOME PROPERTY MGMT.
ELECTRONIC BILLBOARD 2
MOUNTAIN BATTLE
THE FIGHT
COLO KEENO
HOCKEY
LOGICAL PATTERNS
ON SCALE SCREEN
LIBERTY SHIP
SINGLE STEP RUN

ISSUE #46, APRIL 1986

SPECIAL EVENTS REMINDER
DISK LOCK
SMALL BUSINESS MANAGER
BOMB RUN
TANKS
TAR PITS
BASEBALL
NUMBER RELATIONSHIPS
ROULETTE
GLOBAL EDITOR

ISSUE #47, MAY 1986

CHRISTMAS LIST
BLACK HOLE
PITCHING MANAGER
SYMBOLIC DIFF
BUG SPRAY
OWARE CAPTURE
EASY GRAPHICS
DESERT JOURNEY
SCREEN CONTROL
FULL ERROR MESSAGE

ISSUE #48, JUNE 1986

CHESTER
TV SCHEDULE
BASE RACE
ROMAN NUMERALS
ASTRO DODGE
HIRED AND FIRED
MULTI COPY
AUTO MATE
SCROLL PROTECT
NOISE GENERATOR

ISSUE #49, JULY 1986

COMPUTER I.O.U.
DISK DISASSEMBLER
BAKCHEK
PACHINKO
STOCK CHARTING
HAUNTED STAIRCASE
CANYON BOMBERS
DRAGONS 1 & 2
GRAPHIC SCROLL ROUTINE
AUTO BORDER

ISSUE #50, AUGUST 1986

BUSINESS INVENTORY
D & D ARENA
DISK CLERK
PC SURVEY
TREASURE HUNT
SCREEN GENERATOR
ASTRO SMASH
NFL SCORES
BARN STORMING
SMASH GAME

ISSUE #51, SEPTEMBER 1986

ASSET MANAGER
MONEY CHASE
FISHING CONTEST
RIP OFF
HAND OFF
BUDGET 51
VAN GAR
DOS EMULATOR
MEM DISK
VARIABLE REFERENCE

ISSUE #52, OCTOBER 1986

ACCOUNTS RECEIVABLE
WORKMATE SERIES
CALENDAR
INVASION
THE TRIP ADVENTURE
FOOT RACE
FLIPPY THE SEAL
SCREEN CALCULATOR
ABLE BUILDERS
SUPER ERROR 2

ISSUE #53, NOVEMBER 1986

CORE KILL
LUCKY MONEY
COOKIES ADVENTURE
NICE LIST
SPANISH QUIZZES
PAINT EDITOR
CAVERN CRUISER
SNAP SHOT
MEGA RACE
KICK GUY

ISSUE #54, DECEMBER 1986

JOB LOG
PEGS
DIGITAL SAMPLING
JUNGLE ADVENTURE
PAINT COCO 3
CONVERT 3
COMPUTER TYPE
PANZER TANKS
MRS PAC
BIG NUM

ISSUE #55, JANUARY 1987

GRADE BOOK
MAIL LIST
DOWN HILL
FIRE FOX
JETS CONTROL
GALLOWS
DIR MANAGER
FIRE RUNNER
GRAPHICS BORDER
COSMIC RAYS

ISSUE #56, FEBRUARY 1987

CALENDAR PRINT
CRUSH
GALACTA
OCEAN DIVER
CLUE SUSPECT
WORD EDITOR
ALIEN HUNT
DEMON'S CASTLE
PICTURE DRAW
DIG

ISSUE #57, MARCH 1987

THE BAKERY
ENCHANTED VALLEY ADV.
SAFE KEEPER
WAR 1
BOMB DISABLE
PIANO PLAYER
SPREAD SHEET
SLOT MANUEVER
LIVING MAZE
GEM SEARCH

ISSUE #58, APRIL 1987

ACCOUNTS PAYABLE
PRINTER GRAPHICS
SIMON
PANELING HELPER
MULTI CAKES
CAR RACE
ELECTRONICS I
BATTLE TANK
DISKETTE VERIFY
WEIRDO

ISSUE #59, MAY 1987

GENEOLOGY
HOME PLANT SELECTION
CHECK WRITER
HELIRESCUE
KABOOM
NEW PONG
CROQUET
FUNCTION KEYS
ZOOM
ELECTRONICS 2

ISSUE #60, JUNE 1987

JOB COSTING
LABELS
CATCH A CAKE
COCO MATCH
ROBOTS
STREET RACERS
BOWLING 3
ELECTRONICS 3
GRAFIX
KRON

ISSUE #61, JULY 1987

EZ ORDER
SUBMISSION WRITER
KEYS ADVENTURE
WALLPAPER
CHOPPER COMMAND
UNDERSTANDING OPPOSITES
BIT CODE PLOTTING
ELECTRONICS IV
KING PEDE
RAIDER

ISSUE #62, AUGUST 1987

PENSION MANAGEMENT
HERB GROWING
CATALOGER UTILITY
RAIDERS
ALPHABETIZING
W.F.O.
ELECTRONICS V
RAMBO ADVENTURE
BLOCKS
MULTI SCREEN CAVES

ISSUE #63, SEPTEMBER 1987

GENEOLOGIST HELPER
SMART COPY
MAINTENANCE REPORTING
COCO 3-COCO 2 HELPER
DIRECTORY PICTURE
SUB STACK
SAVE THE MAIDEN
CAVIATOR
ELECTRONICS VI
MONKEY SHINE

ISSUE #64, OCTOBER 1987

GARDEN PLANTS
FORT KNOX
ELECTRONICS FORMULAS
SNAKE IN THE GRASS
CYCLE JUMP
GEOMETRY TUTOR
WIZARD
GAME OF LIFE
ELECTRONICS VII
FLIGHT SIMULATOR

ISSUE #65, NOVEMBER 1987

TAXMAN
DAISY WHEEL PICTURES
SIR EGGBERT
CROWN QUEST
GYM KHANA
COCO 3 DRAWER
FOOTBALL
ELECTRONICS 8
CHOP

ISSUE #66, DECEMBER 1987

ONE ROOM ADVENTURE
OS9 TUTORIAL
RIVER CAPTAIN
SOUND EFFECTS
BETTING POOL
ADVANCE
MATH TABLES
ELECTRONICS 9
LOWER TO UPPER
NOIDS

ISSUE #67, JANUARY 1988

AUDIO LIBRARY
SAVE THE EARTH
WEIGHTS AND MEASURES
LOW RES PICTURES
WORD COUNTER
BACARAT
BATTLE SHIP
ELECTRONICS 10
TAPE CONVENIENCE
PENQUIN

*Gentlemen,
"I just received my first
order and I am very
pleased! Enclosed is a
check for all the remain-
ing back issues plus a
1-year subscription."*

*Gary Rhodes
Tulana, CA*

*Dear T&D,
"As the Computer
Instructor for our
school, I have been a
subscriber to T&D
software for two years. I
love your programs. The
quality is excellent!"*

*Barry R. Goblin
Staten Island, NY*

MAIL TO:

T & D Subscription Software
2490 Miles Standish Drive
Holland, Michigan 49424
(616) 399-9648



Name _____
Address _____
City _____ State _____ ZIP _____
Credit Card # _____
Expires _____
TOTAL AMOUNT \$ _____

CIRCLE ISSUES DESIRED

1	9	17	25	33	41	49	57	65
2	10	18	26	34	42	50	58	66
3	11	19	27	35	43	51	59	67
4	12	20	28	36	44	52	60	
5	13	21	29	37	45	53	61	
6	14	22	30	38	46	54	62	
7	15	23	31	39	47	55	63	
8	16	24	32	40	48	56	64	

**PLEASE CIRCLE
TAPE or DISK**



A patch to display CoCo 1 and 2 colors on the CM-8 monitor

Artifact

Colors

on CoCo 3's RGB

By Steven M. Ostrom

Because of all the concern over artifact colors not being displayed on the CM-8 monitor when the CoCo 3 runs older machine language programs, I decided to create *Patch*. This BASIC program, along with

Steve Ostrom is a 38-year-old father of two girls who love the CoCo. He has written numerous programs, including the Adventure SHIPWREK, the ML game STYX, and a variety of BASIC games and utilities, both commercial and in the public domain.


its three machine language subroutines, helps display color on the CM-8 monitor.

Patch modifies the existing machine language program that uses artifact colors, searching the program for all occurrences of the sequence FF22. It then checks to see if the STA or STB commands precede this reference to the PIA register. If so, *Patch* then inserts a call to a small routine placed in upper memory that checks to see if the PMODE being attempted is either 2 or 4.

What this routine does is change the

PMODE to either 1 or 3, which will let you see the game in full color. The graphics may appear slightly coarser, though. The program is not foolproof. It works in most cases, but sometimes the patch just won't work. In a few instances, however, when it appeared to fail, a press of the reset button started everything up and the program ran fine with color.

Patch is self-explanatory. Just load it and run. It first initializes the proper color slots for the RGB monitor and sets up the machine language routines.



You are then told to load your artifacting machine language program (do not type EXEC), and to type GOTO 290. You will be prompted to press the ENTER key, and you might notice three values displayed briefly in the upper left-hand corner of the screen. These are the number of occurrences found in the ML program of a possible PMODE change.

The value next to the question marks represents the occurrences of references to \$FF22, without either STA or STB just prior. These may need to be examined further using the *Look* program. *Patch* modifies all occurrences of STA and STB whenever PMODEs 2 and 4 are called. You must do this every time you want to load an ML program.

Patch will not work if the programmer did some unusual things while setting up the PMODE screens. Also, it won't work on BASIC programs, copy-protected programs or ROM packs. It

works only on machine language programs that load between &H1900 and &H7FE0. This is a range large enough that it should include most programs.

My second program to help in artifacting colors for RGB monitors is *Look*. It's a BASIC program that scans machine language programs and prints out the locations of all possible writes to Register \$FF22. You can examine these locations in more detail with an editor/assembler/debugger utility.

If you are proficient in using a debugging utility such as *ZBUG*, you can also make permanent changes to many machine language programs that work with *Patch*. When you find the areas that store a number into \$FF22, just replace this number with the same number ANDed with &HEF. This sets Bit 4 of Register \$FF22 to zero, and changes the PMODE from 4 to 3 or from 2 to 1. All you need to do then is save

this copy. It will now always run with color on your CM-8 without needing to run *Patch* each time.

(Questions or comments regarding this program may be directed to the author at 12612 Cedar Lake Road, Minnetonka, MN 55343. Please enclose an SASE when requesting a reply.)

Editor's Note: The following machine language programs from T & D Subscription Software have been tested with Patch to display colors when run on a CoCo 3 and CM-8 monitor: Panzer, Mrs. Pac, Foot Racer, Raider, Fire Runner, Flippy and Able. If you find other ML programs to work properly with Patch, please send us a list of the program names, along with the companies presently selling the program. We will print updated lists for our readers in upcoming issues. □

Listing 1: PATCH

```

10 'PATCH
20 'COPYRIGHT 1987
30 'STEVE OSTROM
40 '12612 CEDAR LAKE ROAD
50 'MINNETONKA, MN 55343
60 '612-546-7608
70 '
80 PCLEAR1
90 CLEAR14, &H1900
100 RGB
110 PALETTE 4,0
120 PALETTE 5,9
130 PALETTE 6,36
140 PALETTE 7,63
150 FORX=&H7FE0 TO &H7FE9
160 READA$
170 POKE X, VAL("&H"+A$)
180 NEXT X
190 FORX=&H7FF0 TO &H7FF9
200 READA$
210 POKE X, VAL("&H"+A$)
220 NEXT X
230 FORX=&H7F70 TO &H7FDB
240 READA
250 POKE X, A
260 NEXT X
270 CLS:PRINT"NOW LOADM YOUR ML
PROGRAM.":PRINT:PRINT"WHEN DONE,
TYPE: GOTO 290"
280 END
290 A=PEEK(&H9D)*256+PEEK(&H9E)
300 CLS:PRINT"LDA=":PRINT@32,"LD
B=":PRINT@64,"???"
310 PRINT:INPUT"PRESS <ENTER>";A
$
320 EXEC&H7F70

```

```

330 PRINT:INPUT"PRESS <ENTER> TO
START PROGRAM";A$
340 EXECA
350 DATA 81,C0,25,05,84,EF,B7,FF
,22,39
360 DATA C1,C0,25,05,C4,EF,F7,FF
,22,39
370 DATA 134,48,167,141,0,43,167
,141,0,40,167,141,0,37,142,25,0,
141,33,16,174,128,140,127,112,39
,46,16,140,255,34,38,240,166,30,

```

Hint...

Taking Care of CoCo 3 Bugs


In theory, when you specify a value greater than 23 and less than 256 to the vertical coordinate of the HPRINT command, the CoCo 3 BASIC should draw the characters on Line 23 on the screen (the bottom line). In practice, however, a value greater than 23 but less than 127 causes BASIC to draw the characters on the first (top) line. Further, when the value is greater than 151 (which, by the way, is equal to 128+23), the characters are drawn right off the displayed screen, causing BASIC to crash randomly.

What is happening is that BASIC is taking the entered eight-bit value and performing a signed comparison on it to determine whether or not it is lower than the maximum allowable value. As a result, any integer greater than 127 is considered negative and, therefore, passes the range test. When the value goes over 151, BASIC starts to draw the characters into the RAM space reserved for BASIC code, which causes the system to crash.

The solution to this problem is simple: Convert the signed comparison to an unsigned comparison. To do this, just issue POKE&HEF92, &H24 from BASIC.

*See Pg 14, APR 88 RB
For Correction to above.*

Roger Bouchard
(HARBIE)
Montreal, Quebec



HOW DO YOU GIVE A RAINBOW?

It's simple — Give a RAINBOW gift certificate . . .

Let a gift subscription to THE RAINBOW carry the premier Color Computer magazine right to your friends' doorsteps. THE RAINBOW is *the* information source for the Tandy Color Computer.

Each month, your friends will enjoy the intelligent programs, reviews and articles written exclusively for their CoCo.

First, your gift will be announced in a handsome card. Then, all year 'round, they'll remember you and your thoughtfulness when they get each edition of THE RAINBOW — more than 200 pages loaded with as many as 24 programs, 15 regular columns and lots of helpful hints and tips.

Generosity benefits the giver, too. There'll be no more tracking down borrowed copies of THE RAINBOW. Your collection will be safe at home.

Give a RAINBOW gift certificate and let your friends in on the fun. THE RAINBOW is the perfect companion for the Color Computer!

Get your order to us by February 25 and we'll begin your friends' subscriptions with the April issue of RAINBOW.

Please begin a one-year (12 issues) gift subscription to THE RAINBOW for:

Name _____

Address _____

City _____ State _____ ZIP _____

From:

Name _____

Address _____

City _____ State _____ ZIP _____

My payment is enclosed.

Bill to: VISA MasterCard American Express
Acct. # _____ Exp. date _____

Signature _____

Mail to:

Rainbow Gift Certificate, The Falsoft Building, P.O. Box 385, Prospect, KY 40059

For credit card orders call (800) 847-0309, 8 a.m. to 5 p.m. EST.

All other inquiries call (502) 228-4492.

Subscriptions to THE RAINBOW are \$31 in the United States; U.S. \$38 in Canada. The surface rate to other countries is U.S. \$68; the air rate, U.S. \$103. Kentucky residents add 5% sales tax. **U.S. currency only, please.** All subscriptions begin with the current issue. Please allow 6 to 8 weeks for delivery. In order to hold down non-editorial costs, we do not bill.

129,183,39,35,129
 38Ø DATA 247,39,48,1Ø8,141,Ø,4,3
 2,224,255,255,255,166,141,255,24
 9,183,4,4,166,141,255,243,183,4,
 36,166,141,255,237,183,4,68,57,1

34,189,167,3Ø,16,142
 39Ø DATA 127,224,16,175,31,1Ø8,1
 41,255,216,32,182,134,189,167,3Ø
 ,16,142,127,24Ø,16,175,31,1Ø8,14
 1,255,2ØØ,32,165,999

Listing 2: LOOK

```

1Ø 'LOOK
2Ø 'COPYRIGHT 1987
3Ø 'STEVE OSTROM
4Ø '12612 CEDAR LAKE ROAD
5Ø 'MINNETONKA, MN 55343
6Ø '612-546-76Ø8
7Ø '
8Ø PCLEAR1
9Ø CLEAR14,&H19ØØ
1ØØ RGB
11Ø PALETTE 4,Ø
12Ø PALETTE 5,9
13Ø PALETTE 6,36
14Ø PALETTE 7,63
15Ø CLS:PRINT"LOADM THE PROGRAM
TO TEST":PRINT:PRINT"THEN TYPE:
GOTO 16Ø":STOP
16Ø CLS
17Ø DA=Ø
18Ø DB=Ø
19Ø DC=Ø
2ØØ FORX=&H36AD TO &H3EØA
  
```

```

21Ø PRINTØØ,HEX$(X)
22Ø A=PEEK(X)
23Ø IFA<>&HFF THEN38Ø
24Ø A=PEEK(X+1)
25Ø IFA<>&H22 THEN38Ø
26Ø A=PEEK(X-1)
27Ø IFA=&HB7 THEN32Ø
28Ø IFA=&HF7 THEN35Ø
29Ø DC=DC+1
3ØØ PRINT#-2,HEX$(X);"   ??? "
31Ø GOTO38Ø
32Ø DA=DA+1
33Ø PRINT#-2,HEX$(X);"   LDA "
34Ø GOTO38Ø
35Ø DB=DB+1
36Ø PRINT#-2,HEX$(X);"   LDB "
38Ø NEXTX
39Ø CLS:PRINT"LDA=";DA:PRINT#-2,
"LDA=";DA
4ØØ PRINT"LDB=";DB:PRINT#-2,"LDB
=";DB
41Ø PRINT"???=";DC:PRINT#-2,"???
=";DC
  
```



CINSOFT
PROGRAMS • PERIPHERALS • SUPPLIES • SERVICE

Fast Delivery...
Friendly Service

Now in our 5th year!



512K Upgrade Plus!



512K Upgrade **\$79⁰⁰**

Plus RS-DOS RAMdisk **89⁰⁰**

Plus OS9 RAMdisk **99⁰⁰**

*** GRAPHICS SPECIALS ***

Coco Max III
 plus 512K... **\$149**

Color Max Deluxe
 plus 512K... **\$139**

• Call • • Shop by Modem •

513-396-SOFT
513-396-SHOP





2235 Losantiville, Cincinnati, OH 45237
 SHIPPING will be charged at our ACTUAL COST
 Ohio residents add 5.5% Sales Tax COD add 2.00

ARE YOU **TIRED** OF BEING TOLD
 THAT YOU NEED OS-9 TO RUN A
HARD DISK
 ON YOUR COLOR COMPUTER?

WELL, THE SEARCH IS OVER!
 ANNOUNCING THE BEST HARD DISK
 SYSTEM FOR THE COCO 1, 2 AND 3
 THAT FULLY SUPPORTS DISK BASIC



TOP QUALITY COMPONENTS, ALL GOLD
 CONTACTS, PROFESSIONAL SOFTWARE

STEP UP TO A LIGHTENING FAST
HARD DISK - CALL NOW!

RGB COMPUTER SYSTEMS

294 STILLWELL AVE
 KENMORE, N Y 14217

(716) 876-7538

*The hazards of spending long hours
at the computer*

A Healthy Interface Body Maintenance and Computing

By Laurence D. Preble

What began as a trickle in the late '70s has now become a flood. I'm talking about the increasing flow of patients who come to me with complaints directly attributable to long hours spent in front of a computer.

At first, "computer casualties" came mainly from the work place. But more and more often now I see problems stemming from long hours of computing in the home.

I admit it. There have been occasions when I actually spent more time at home in front of the computer than I did at work. (Thanks, Peg, you're a sweetheart to put up with it all.) Some of my most creative work comes at 2 o'clock in the morning. Those "simple" programming problems always take at least five times longer than expected to debug. But I am not the only guilty one — home computing has become a serious business.

Laurence D. Preble, D.C., a graduate of Vanderbilt University and Logan College of Chiropractic, has been a practicing chiropractor since 1978 and an avid computer programmer since 1969. He built his first computer in 1976. The Radio Shack Color Computers have been his favorite home computers since 1982.

The consequences of long hours at the computer are also serious business. Essentially, computing stresses three systems: the *eyes*, the *spine* and the *nervous system*.

The Eyes

Perhaps the best-known consequence of long computing sessions is eye strain. Some display devices are notoriously hard to read. Many LCD Screens (*Liquid Crystal Displays*) fit this category. Computers that use a TV as a display device can also strain the eyes if the characters displayed are too small.

Several popular programs for the CoCo try to squeeze up to 85 columns of characters across and 24 lines down a TV screen! The problem is that TV sets and even *composite video monitors* have very limited resolution capacities. If more than 40 columns of characters are displayed across the screen, the letters and numbers begin to blur. CoCo 3 circumvents this problem by allowing the use of a high resolution *RGB monitor*. Good quality RGB monitors easily handle 80 columns across and 24 or more lines down the face of the tube, even displayed in color.

If it is necessary to use composite video, a high resolution monochrome monitor will give the best results for text-oriented applications.

If the only display device available is the venerable television set, here are a few actions you can take to reduce the chance of eye strain: Limit the display to 40 characters across and no more than 16 lines down. If you want to push this limit a bit, turn the color control on the TV all the way down so that the display is black and white. By removing the color (or by using a black-and-white TV), you will notice that the text display appears sharper. With a very good TV set, you may be able to display up to 51-by-24 characters with relative viewing ease.

Inadequate lighting can also play a role. Computing usually involves reading, from both a VDT and hard copy, or paper printouts. The lighting in the work area should be bright enough to provide good contrast when reading paper printouts. If the display device is an LCD screen, the lighting is vitally important as the screen emits no light of its own. More commonly, a CRT (*Cathode Ray Tube*) is used as a display device. It is important to shield this kind of display from too much light. Light reflected from the CRT can decrease contrast or wash out the display and also produce a distracting glare. Glare shields and proper arrangement of the lighting can help.

Some recent visual research has sug-

gested another potential problem. It appears that hour upon hour of reading provides inadequate stimulation to the peripheral vision (side vision). The fovea centralis (center area of vision on the retina) is, however, highly stimulated by reading. The consequences of this limited stimulation actually affects the growth of the eye! The eye lengthens and causes light to be focused in front of the retina rather than precisely on its surface, resulting in myopia or near-sightedness. Have you ever noticed that people who are avid readers seem to wear glasses more often than not? There is a developing body of evidence to lend credence to this observation.

Unfortunately, the studies I read merely reported their findings without recommending any solutions to the problem. Until more research is completed, we are left with "common sense" suggestions. So take frequent breaks from reading and computing. A walk outdoors provides excellent peripheral vision stimulation and is a wonderful stress reducer, as well.

It is best to act quickly if you discover any visual problems. Consult a vision specialist on a regular basis. Your optometrist or ophthalmologist may have specific suggestions for reducing eye strain during your long hours at the keyboard.



The seat of this kneeling chair tips the pelvis forward to help maintain good sitting posture.

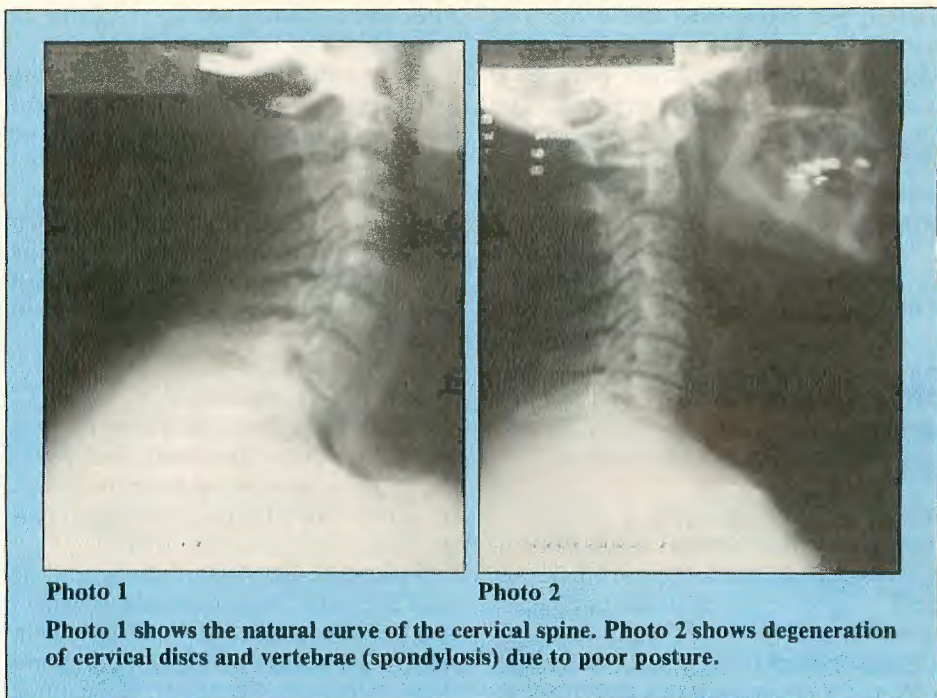


Photo 1

Photo 2

Photo 1 shows the natural curve of the cervical spine. Photo 2 shows degeneration of cervical discs and vertebrae (spondylosis) due to poor posture.

The Spine

Computing normally requires a sitting posture, a position that can have serious consequences for your back and neck. The quality of your sitting posture can affect your computing endurance and, ultimately, your health. Often, 40 hours of sitting puts more strain on the spine than 40 hours of standing.

Good sitting posture supports the three natural curves of the spine (*cervical*, *thoracic* and *lumbar*) in their normal, balanced alignment. When you slouch, the induced strain can lead to stiffness, backache, muscle fatigue, headache and even degenerative changes. The lumbar curve (lower back) bears most of the strain of sitting and requires the most support.


Vertebrae are the bones of the spine that provide a framework and protection for the spinal nerves. *Discs* are the pads of cartilage between vertebrae and act primarily as cushions for the vertebrae. *Ligaments* act like very strong rubber bands, connecting and stabilizing the vertebrae. The muscles of the back and abdomen help maintain the natural curves of the spine.

Slouching greatly alters the natural alignment of the spine. With postural muscles no longer doing their work, ligaments take up the load, becoming overstretched. This leads to stiffness, fatigue and backache.

Even more serious is the compression of discs resulting from poor sitting posture. When the spine curves forward, pressure within the discs soars. Years of poor posture often lead to a

gradual deterioration of the lower cervical (neck) discs and of the lower lumbar (lower back) discs.

A common result of cervical disc degeneration is a mixture of pain, numbness and tingling in the neck, shoulder, arms and hands, due to compression of the network of nerves (brachial plexus) leading from the neck



The "Nada-Chair Back Sling" cradles the lowerback in a "sling" that is anchored at the knees by padded loops of webbing.

and upper back into the arms and hands. Common symptoms of lumbar disc degeneration are lower back pain, muscle spasms and sciatica (leg pain due to compressed and inflamed nerve roots). Again, the injured disc compresses delicate nerve structures to produce the symptoms.

Spinal degeneration due to poor sitting posture is entirely preventable. There are four simple things you can do to save your back and neck from the rigors of computing: *maintaining good sitting posture, shifting position frequently, moving safely in your chair and performing simple back exercises.*

Rx for a Healthy Spine

Support your lumbar: It can be helpful to use a cushion to support the lower back — a towel rolled to about 6 inches in width or a premade support can fit the bill. Alternately, a seat wedge that tips the pelvis forward can help to restore the lumbar curve; you may either sit on a folded towel a few inches thick or use a premade seat wedge.

Sit close to your work: Keep your chair close to the desk so that you won't strain to reach your work materials. Also, a detachable keyboard can go a long way towards alleviating back strain while computing. When the keyboard is movable, you can select the ideal position for typing. Check the ads in THE RAINBOW — keyboard extender cables are available.

"Prop" your materials: Try propping the work materials up vertically to prevent slumping over the desk. Professional typists often use "copy stands" to hold their papers upright. You might find one at an office supply store.

Use special support helpers: I use two special devices to help maintain good posture for the long haul: a special kneeling chair and a "back sling." The chair is available from office furniture stores. The seat tips your pelvis forward with the legs placed below and the knees are given padded support. The configuration appears rather unusual, but it is really quite comfortable.

The other support device, called the "Nada-Chair Back-Sling" cradles the lower back in a "sling" that is anchored at the knees by padded loops of webbing. The Mayo Clinic has used the Nada-Chair to train their back patients in good sitting posture. A nice feature of the Nada-Chair is its total portability. It can be taken camping, even canoeing.

Shift position frequently: You can diminish the strain and fatigue of sitting by finding a few alternate sitting posi-

tions and switching among them during the day.

Move safely in your chair: Staying active in your chair can help prevent fatigue. Sudden motion should be avoided, however. When turning the body, avoid sudden twisting motions; instead, turn the body as a unit. When bending to pick up something from the floor, support your upper body with one hand on the desk and one foot in front of you.

Simple Back Exercises

Head Press: Place the palms of your hands on your forehead and press firmly for several seconds, then release. Repeat five to 10 times. Likewise, press the back and sides of the head.

Neck Roll: Gently and slowly roll the neck in circles, pausing at places where you feel tension. Breathe deeply to help release the tension. Roll to the left and right alternately. Go slowly! Repeat five to 10 times.

Shoulder Shrug: Bring the shoulders to the ears and press tightly. Release gradually. Next, press shoulders down firmly. Release. Work the shoulders forward and backward in a circular motion. Repeat five to 10 times.

Mid-back Press: With your arms at your side, clasp your hands behind you. Push backward while inhaling deeply to expand the chest. You should feel as if you are pressing your shoulder blades together behind you. Repeat five to 10 times.

Mid-back Stretch: Press one arm above your head, one arm down behind your back. Keep both elbows bent. Try to touch your ear with the upper arm. Stretch and then release. Repeat five to 10 times.

Lower Back Stretch: Stand upright. Place the palms of your hands on your lower back for support. Gently and slowly bend backward. Stretch for a moment and then release. Repeat five to 10 times.

Abdominal Strengtheners: Sit straight with your posterior firmly against the back of the chair. Exhale and tighten your abdominal muscles for a count of 10. Release and repeat five to 10 times.

Years of personal experience have shown that it is far easier to prevent back problems than it is to treat them once an injury has occurred. Take the time to develop good habits of spinal hygiene.

The Nervous System

Computing is, of course, a thought-intensive activity. And, while complet-

ing a successful computing project is rewarding and satisfying, the process of programming and debugging can be extremely stressful and frustrating.

There is a growing body of knowledge indicating the harmful effects of too much stress. Just recently I heard about some research concerning the immune system. It was determined that high levels of stress produce a hormone called A.C.T.H. (Adrenocorticotropic Hormone, also known as Corticotropin). This hormone, in turn, depresses the functioning of the immune system. In other words, too much stress can get you an infection for your trouble. I can believe it. I used to catch the "flu" with great regularity around final exam time in college. (It helps to do your studying in advance rather than try to cram the night before the exam.) I survived the "flu bugs" during eight years of college — now I have to watch out for "Compu-Crud"!

I have found it useful to take occasional breaks to practice what some researchers call the "Relaxation Response." A simple method of focusing the attention can result in reduced stress and enhanced function. To use the "response," sit in an upright posture with the eyes closed and turned gently upward. But do not force them upward. Select a word of your choice to act as a point of focus. It could be the word "One," or the word "Relax," or any other word of your choice. Imagine the sound of that word being spoken, just as you would imagine the sound of a symphony being played. This is a bit more subtle than just mentally repeating the word.

As you sit, the body becomes more relaxed, the thoughts more subtle. This process is not an attempt at fantasy, escape or self-hypnosis — there should be no attempt to "blank" the mind. By listening to the inner sound you have selected, you offer the mind a simple point of focus. Random thoughts will continue for a time, but become less intrusive. If the mind wanders, gently return to your point of focus.

If you sit like this for several minutes, your brainwaves will become smooth and regular. If an EEG were connected to you, it would indicate brainwaves of 8 to 13 cycles per second, a state called the *Alpha Rhythm*, associated with relaxed awareness.

Allow this restful state to continue for 15 to 20 minutes. There is no need to time the session — your body clock will let you know when enough time has elapsed.



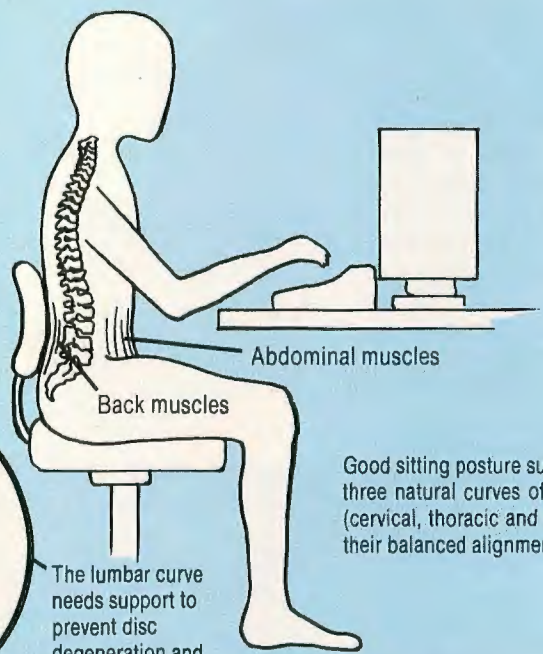
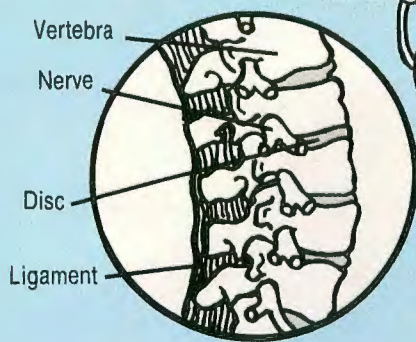
Slouching changes the alignment of the spine, causing ligaments to become stretched, leading to stiffness, fatigue and backache.



Compression of cervical nerves can cause pain and numbness in the neck, shoulder, arms and hands.



Cervical Curve
Thoracic Curve
Lumbar Curve



Abdominal muscles
Back muscles
The lumbar curve needs support to prevent disc degeneration and compression of delicate nerves.

Good sitting posture supports the three natural curves of the spine (cervical, thoracic and lumbar) in their balanced alignment.

A *biofeedback* instrument can be useful in early training for achieving the Relaxation Response. Radio Shack sells a simple device for measuring the *Galvanic Skin Response*, which operates on the relationship of the electrical resistance of the skin to the amount of stress in the system. The Radio Shack Biofeedback Monitor (Cat. No. 63-675) takes readings of skin resistance and converts them into a variable pitch tone. The more relaxed you become, the lower the pitch of the tone. (The same principles are used in a polygraph or "lie detector" test.)

Reams of information have been written on relaxation. It is certainly not new, and the benefits are many. People who practice in this way on a regular basis are found to have much lower levels of stress in their bodies. Their ability to concentrate is improved. Even high blood pressure can be reduced through relaxation techniques.

Over the years I have come to think of the computer as an extension of me, a sort of "mind amplifier." With the advent of room temperature superconductors, it is quite possible that our

future will bring computers so small, yet so capable, that they can be worn as jewelry and controlled by voice or even by brainwave interpretation. Until that time arrives, we must put up with an imperfect human-to-computer interface. Also, like any mechanical device, our bodies, too, must be carefully maintained.

(Questions or comments regarding this article may be directed to the author at 6540 Outer Loop, Louisville, KY 40228. Please enclose an SASE when requesting a reply.)



A machine language subroutine to help you program the Interface

With the advent of Tandy's Hi-Res Joystick Interface, CoCo 3 owners now have the means to access all of the 640 by 192 pixels that comprise a Hi-Res graphics screen, and at a cost of only \$9.95.

For this price, however, no software is provided — not even a hint on how to program it. My solution to the problem is a simple machine language subroutine, shown in Listing 1.

The interface accomplishes with hardware what is otherwise done with software. The joystick input is compared against a rising ramp. When the ramp voltage reaches the input voltage, the output goes high. The ramp is started by making the cassette output low.

The ramp is a smooth, continuous sawtooth rather than the staircase normally generated by the digital-to-analog converter in the CoCo, which permits a resolution more than 10 times greater than the 64 steps possible with the DAC.

Use of the subroutine is illustrated by the BASIC program in Listing 2. This program draws circles but can easily be enhanced to draw any figures. The ML program is poked into memory, then a Hi-Res screen appears with cross hairs pointing to the pixel selected by the right joystick or mouse. Select the center of the circle and press the firebutton. As long as the button is held, a spot appears at the selected location. Release the button and select any point on the circumference. Press the button again and the circle will be drawn.

(Questions or comments about this program may be directed to the author at P.O. Box 255, Mt. Gretna, PA 17064. Please enclose an SASE when writing for a reply.) □

Duane M. Perkins retired as director of management information systems at the Panama Canal and lives in Mt. Gretna, Pennsylvania. He has had a number of articles published in Modern Electronics and operates an OS-9 BBS at 717-964-3161.

Programming for the Hi-Res Joystick Interface

By Duane M. Perkins

Listing 1

7F00		00100	ORG	\$7F00
7F00	B7	FFD9	00110	ENTER STA \$FFD9
7F03	BD	B3ED	00120	JSR \$B3ED
7F06	4F		00130	CLRA
7F07	5D		00140	TSTB
7F08	27	02	00150	BEQ SKIP1
7F0A	86	08	00160	LDA #8
7F0C	B7	7F74	00170	STA PARAM
7F0F	B6	FF01	00180	LDA \$FF01
7F12	84	F7	00190	ANDA #\$F7
7F14	BA	7F74	00200	ORA PARAM

7F17	B7	FF01	00210		STA	\$FF01
7F1A	B6	FF03	00220		LDA	\$FF03
7F1D	84	F7	00230		ANDA	#\$F7
7F1F	B7	FF03	00240		STA	\$FF03
7F22	8D	2E	00250	LOOP1	BSR	SUBR
7F24	BF	7F75	00260		STX	SAVE
7F27	8D	29	00270		BSR	SUBR
7F29	BC	7F75	00280		CMPX	SAVE
7F2C	26	F4	00290		BNE	LOOP1
7F2E	1F	10	00300		TFR	X,D
7F30	83	0001	00310		SUBD	#1
7F33	7D	7F74	00320		TST	PARAM
7F36	27	0D	00330		BEQ	SKIP2
7F38	44		00340		LSRA	
7F39	56		00350		RORB	
7F3A	1083	00BF	00360		CMPD	#191
7F3E	2F	0E	00370		BLE	SKIP3
7F40	CC	00BF	00380		LDD	#191
7F43	20	09	00390		BRA	SKIP3
7F45	1083	027F	00400	SKIP2	CMPD	#639
7F49	2F	03	00410		BLE	SKIP3
7F4B	CC	027F	00420		LDD	#639
7F4E	BD	B4F4	00430	SKIP3	JSR	\$B4F4
7F51	39		00440		RTS	
7F52	B6	FF20	00460	SUBR	LDA	\$FF20
7F55	84	03	00462		ANDA	#3

Run **VIP** on your **CoCo3!**

VIP Integrated Library	*\$149.95
VIP Writer/Speller	*\$69.95
VIP Calc	*\$69.95
VIP Database	*\$59.95
VIP Terminal	*\$49.95
VIP Speller	\$34.95
VIP Disk-Zap	\$24.95

All products are RSDOS Disk versions only.
* Available at Radio Shack stores through express order.

Upgrade your VIP Writer, Speller, Calc, Database or Terminal to run on your CoCo1, 2 or 3 for only \$30.00 each! Send diskette only and check or money order for \$30.

Upgrade ANY Product to VIP Library which includes VIP Writer, Speller, Calc, Database, Terminal and Disk-Zap, for only \$105.95. You save \$45! Send original product and check or money order for \$105.95.

S D Enterprises

P.O. Box 1233, Gresham, OR. Ph. (503) 663-2865
Include \$3 shipping. Checks allow 3 weeks for delivery.

NEW FROM K-SOFT FOR THE COCO 3 ONLY "ZANDAR"

You may never reach the 9th planet! Drones from Zandar will try to stop you and sloppy shooting will not save you. **A GAME OF REAL JOYSTICK SKILL.**

- ★ 3 LEVELS OF PLAY
- ★ NOT COPY PROTECTED
- ★ SELECT TV OR RGB
- ★ HIGH SCORES SAVED TO DISK
- ★ DISK ONLY \$24.95

WA STATE RESIDENTS ADD 7.5% SALES TAX

CHECK - MONEY ORDER - C.O.D.
PHONE (509) 884-0338

K-SOFT
300 13th N.E.
E. Wenatchee, WA 98801

7F57	8A	FC	00464	ORA	#252
7F59	B7	FF20	00466	STA	\$FF20
7F5C	5F		00468	CLRB	
7F5D	5A		00470	LOOP2	DECB
7F5E	26	FD	00472	BNE	LOOP2
7F60	8E	0094	00474	LDX	#148
7F63	84	23	00480	ANDA	#\$23
7F65	B7	FF20	00490	STA	\$FF20
7F68	30	1F	00500	LOOP3	LEAX
7F6A	26	FC	00510	BNE	LOOP3
7F6C	30	01	00520	LOOP4	LEAX
7F6E	B6	FF00	00530	LDA	\$FF00
7F71	2A	F9	00540	BPL	LOOP4
7F73	39		00580	RTS	
7F74			00590	PARAM	RMB
7F75			00600	SAVE	RMB
		7F00	00610	END	ENTER


00000 TOTAL ERRORS

Listing 2: HIRESJOY

```

10 'MAKE CIRCLES USING MOUSE OR
20 'JOYSTICK AND TANDY HI-RES
30 'INTERFACE ON COCO3. MACHINE
40 'LANGUAGE SUBROUTINE RESOLVES
50 '640X192 PIXELS.
60 CLEAR 200,&H7EFF
70 FOR A=&H7F00 TO &H7F73
80 READ H$:POKE A,VAL("&H"+H$)
90 NEXT A
100 DEF USR0=&H7F00
110 PALETTE 0,63:PALETTE 1,0
120 HBUFF 1,189
130 HSCREEN 4
140 HGET(0,0)-(21,17),1
150 GOSUB 360
160 IF(PEEK(&HFF00)AND1)>0 THEN
150
170 PX=X:PY=Y
180 HPUT(LX,LY)-(X+10,Y+4),1
190 C=HPOINT(PX,PY)
200 HSET(PX,PY)
210 HGET(LX,LY)-(X+10,Y+4),1
220 IF(PEEK(&HFF00)AND1)=0 THEN
220
230 GOSUB 360
240 IF(PEEK(&HFF00)AND1)>0 THEN
230
250 HPUT(LX,LY)-(X+10,Y+4),1
260 AX=ABS(X-PX):AY=2*ABS(Y-PY)
270 R=SQR(AX*AX+AY*AY)
280 R=INT(R+.5)
290 HCIRCLE(PX,PY),R
300 IF C=0 THEN HRESET(PX,PY)
310 LX=X-10:IF LX<0 THEN LX=0
320 LY=Y-4:IF LY<0 THEN LY=0
330 HGET(LX,LY)-(X+10,Y+4),1
340 IF(PEEK(&HFF00)AND1)=0 THEN
340
350 GOTO 150
360 H=X:V=Y:X=USR0(0):Y=USR0(1)
370 LH=H-10:IF LH<0 THEN LH=0
380 LV=V-4:IF LV<0 THEN LV=0
390 LX=X-10:IF LX<0 THEN LX=0
400 LY=Y-4:IF LY<0 THEN LY=0
410 HPUT(LH,LV)-(H+10,V+4),1
420 HGET(LX,LY)-(X+10,Y+4),1
430 HLINE(LX,Y)-(X+10,Y),PSET
440 HLINE(X,LY)-(X,Y+4),PSET
450 HRESET(X,Y)
460 RETURN
470 DATA B7,FF,D9,BD,B3,ED,4F,5D
,27,02,86,08,B7,7F,74,B6,FF,01,8
4,F7,BA,7F,74,B7,FF,01,B6,FF,03,
84,F7,B7,FF,03,8D,2E,BF,7F,75,8D
,29,BC,7F,75,26,F4,1F,10,83,00,0
1,7D,7F,74,27,0D,44,56,10,83,00,
BF,2F,0E,CC,00,BF,20,09,10,83,02
,7F,2F,03,CC,02,7F,BD,B4
480 DATA F4,39,B6,FF,20,84,03,8A
,FC,B7,FF,20,5F,5A,26,FD,8E,00,9
4,84,23,B7,FF,20,30,1F,26,FC,30,
01,B6,FF,00,2A,F9,39

```



Making the **MicroWorld** of
CoCo's AFFORDABLE.....

CoCo II	\$ 87
CoCo III	\$159
Drive 0	\$175
Drive 0 (NEW)	\$199
CM-8 Monitor	\$248
Deluxe Joystick	\$ 24
Joysticks (pair)	\$ 13
Mouse	\$40
MultiPak	\$75
Disk storage box (50)	\$12.50
CCR-81 Cass. Rec.	\$42

Disks (SS)	\$7.50/box
Disks (DS)	\$8.00/box
*Includes free library case	
DMP-106 Limited Quantities	\$145
DMP-130A (120 CPS)	\$225
DMP-440	\$545
Tandy 1000 SX	\$625
Tandy 1000 HX	\$555
Tandy 1000 TX	\$899
VM-4 Monitor	\$ 99
CM-5 Monitor	\$240
CM-11 Monitor	\$325

CoCo 3 512K Upgrade	\$130
MultiPak Upgrade (26-3024)	\$ 10
MultiPak Upgrade (26-3124)	\$ 10
OS-9 Level 2	\$ 63.95

Minimum Order \$15.00

* Please Note - Our ads are submitted early, so prices are subject to change!!! We appreciate your cooperation & understanding in this matter.

Method of Payment:
MC, Visa, Am.Ex. - Sorry, No Citiline!
Certified Check or Money Order.
Personal Checks - Allow 1 week to clear!

FREE PRICE LIST AVAILABLE
20 % OFF ALL TANDY SOFTWARE
MIN. 15% OFF ALL TANDY HARDWARE

- * Full TANDY Warranty ==> CALL <== In Pa: 215 863-8911
- * 100% TANDY PRODUCTS In N.J.: 201 735-6138
- * FREE UPS Shipping †on orders over \$50.00 under \$50 add \$2.00



COMPUTER CENTER

MicroWorld

230 Moorestown Road, Wind Gap, PA 18091

Laneco Plaza, Clinton, N.J. 08809

C.O.D. ADD \$5.00
ALL PRICES INCLUDE SHIPPING †!!!
(In Continental US)
100% TANDY EQUIPMENT WITH FULL RADIO SHACK WARRANTY



Reversing a PMODE 4 graphic

A Picture Is Worth 6,144 Bytes

By Dennis H. Weide

Last week a friend called and invited me over to watch her transfer a CoCo graphics printout from paper to a T-shirt by ironing it on.

She had bought a special printer ribbon for heat transfers from Diversions, Inc., 1550 Winding Way, Belmont, CA 94002. The ribbon is guaranteed for at least 20 transfers. Ours came out quite well on the second try, and has been washed twice without any apparent fading.

A Backwards Picture

The only problem we had was that the image on paper had to be reversed from the image on the screen in order to print correctly on the T-shirt. Otherwise, all printing would have been backwards.

What seemed easy at first turned out to be more complicated as we attempted to reverse the screen image for printing. Fortunately, I still have my old CoCo manuals, which explain how graphics modes work in the computer. So, with the help of the manuals and Bill Barden's book, *Color Computer Graphics*, we went to work.

Dennis Weide is a communications technician for AT&T communications in Albuquerque, New Mexico, where he programs AT&T and IBM PCs. He enjoys making toys and teaching computer programming.

Understanding Graphics

The picture we wanted to transfer was saved on disk from a PMODE 4 graphics screen, so we set out to write a program that would reverse a PMODE 4 graphics image.



In this mode, there are 192 rows of picture elements, called pixels, which are numbered from 0 through 191. Each row contains 256 pixels numbered from 0 through 255. Each pixel is represented by one bit of one byte of video RAM (graphics memory). Each row of graphics on the screen is made up of 32 bytes of video RAM (256 bits/8 bits per byte = 32 bytes). Since there are 192 rows displayed on the screen and each row consists of 32 bytes, a full screen of

PMODE 4 graphics requires 6,144 bytes of video RAM (32 bytes X 192 rows = 6144 bytes).

To reverse the video image (but not the colors) on the screen, it is necessary to reverse the bit pattern of each byte as well as the bytes themselves. To help you better understand, look at Figure 1.

Note in Figure 1 that the bit images and byte addresses are actually turned end over end. While this may seem a little complicated at first, once you view the graphics page as a binary picture, you can readily see how to reverse it.

The program *Listing 1* is a short BASIC program that lets you see the bits as they are set and reset. To use the program, key it in and run it. The



The screen dump shown on the left is of a normal graphics image. The reversed image is shown on the right. While color is not indicated here, the program switches red and blue artifact colors as the image is reversed. This should not affect black-and-white printing.

graphics screen for PMODE 4 will be displayed.

Type in any number between 0 and 255 (you won't see the text screen until you press the reset button) and watch the bits as they are set on the screen. You can actually see the binary image for each number. The small line you see on the screen is for reference. That byte, Address 4010, has been loaded with 255 to set all 8 of its bits. The address you will be loading, 4042, is directly below that one.

Reversing the Image

To help us reverse the image, we'll use BASIC's powerful AND statement. AND allows you to determine which bits in a byte are set and which are reset. The AND statement takes two binary values and produces a result whose binary value represents only those bits that are set in the first *and* second binary number.

Look at Figure 2. Notice that only the leftmost bit of the results is set (equal to 1), because this is the only bit set in both A and B.

To see how the BASIC AND statement works, run the program in Listing 2. Enter a number from 0 to 255 to see which bits are set and which are reset. In each pass through the loop, a logical AND is performed on the value of A and the bit position determined by the

BYTE #	#1	#2	#31	#32
NORMAL IMAGE	11000000	11111111	10011100	00000000
REVERSE IMAGE	00000000	00111001	11111111	00000011

NOTE: The above binary values are arbitrary figures chosen at random for this example. The actual values will depend on the graphics image displayed.

Figure 1

DECIMAL 192 = BINARY 11000000	BINARY VALUE A
DECIMAL 129 = BINARY 10000001	BINARY VALUE B
<hr/>	
DECIMAL 128 = BINARY 10000000	RESULT OF LOGICAL AND

Figure 2

formula 2^C . The results are then printed on the screen. This short program is the foundation for reversing bit images on the graphics screen.

The complete BASIC program for reversing the graphics image is shown in Listing 3. In order to accomplish the task, each of the 32 bytes in Line 1 of the screen is read, its bit image reversed and the results stored in an array. When all 32 bytes have been read and stored, the array is read backwards and placed back in the row. This procedure continues until all of the 192 rows displayed on the screen have been reversed.

The BASIC program takes about 31 minutes to reverse a PMODE 4 picture, which is quite a long time. So, I wrote a PASCAL version (Listing 4) to accom-

plish the same task in about one minute.

After you've loaded your picture file, run the BASIC version (by entering RUN) or the PASCAL version (by entering EXEC) to reverse the image. When the image has been reversed, load your screen print program and install the special printer ribbon. Once printed, your picture is ready for heat transfer.

The next time you have a family gathering, you can pass out T-shirts decorated with your family crest. Or, your club can design their own logos for hats and shirts.

(Questions or comments may be directed to the author at 14201 Marquette N.E., Albuquerque, NM 87123. Please enclose an SASE when writing for a reply.) □

Editor's note: The PASCAL source presented here will work on a CoCo 3 if it is entered and compiled on a CoCo 3. You could use the version of Deft PASCAL for this. However, the binary file which will appear on RAINBOW ON TAPE and RAINBOW ON DISK this month was compiled on a CoCo 2 and will not run on a CoCo 3.

Listing 1: REVERSE1

```

1000 '          LISTING 1
2000 '
3000 '
4000 CLS
5000 PCLEAR 4
6000 PMODE 4,1:SCREEN 1,1:PCLS
7000 POKE 359,57
8000 POKE 4010,255
9000 INPUT A
10000 POKE 4042,A
11000 GOTO 9000

```

Listing 2: REVERSE2

```

1000 '          LISTING 2
2000 '
3000 '
4000 CLS
5000 INPUT A
6000 FOR C=0 TO 7
7000 IF A AND 2^C THEN PRINT "BIT
" C" IS SET TO 1" ELSE PRINT "BIT
" C" IS SET TO 0"
8000 NEXT C
9000 GOTO 5000

```

Listing 3: REVERSE3

```

1000 '          LISTING 3
2000 '
3000 '          BACKWARDS GRAPHICS
4000 '          BY DENNIS H. WEIDE
5000 '          (C) 1987
6000 '
7000 '
8000 PMODE4,1:SCREEN1,1
9000 FOR X=1 TO 1000:NEXT X
10000 DIMA(31)
11000 FOR X=3584 TO 9727 STEP 32
12000 FOR T=0 TO 31:A(T)=0:NEXT T
13000 FOR Y=0 TO 31
14000 W=1:Z=7
15000 Q=Q+1
16000 C=PEEK(X+Y) AND W
17000 IF C=W THEN A(Y)=A(Y)+2^Z

```

```

1800 W=W*2:Z=Z-1
1900 IF W<256 THEN 1600
2000 NEXT Y:Z=31
2100 FOR Y=0 TO 31

```

```

2200 POKE X+Y,A(Z)
2300 Z=Z-1
2400 NEXT Y,X
2500 FOR X=1 TO 1000:NEXT X

```

Listing 4: REVERSE4

```

(**          LISTING 4          **)
(**          **)
(** BACKWARDS GRAPHICS **)
(** BY DENNIS H. WEIDE **)
(**          (C) 1987          **)

PROGRAM BACKWARD;

VAR A : ARRAY [0..31] OF INTEGER;
    ADDRESS,B,C,W,X,Y,Z : INTEGER;

BEGIN
  PAGE;
  BYTE[65479]:=0;
  BYTE[65481]:=0;
  BYTE[65483]:=0;
  BYTE[65484]:=0;
  BYTE[65486]:=0;
  BYTE[65488]:=0;
  BYTE[65490]:=0;
  C:=BYTE[65314];
  BYTE[65314]:=(C AND 7)+250;
  BYTE[65477]:=1;

```

```

BYTE[65475]:=1;
BYTE[65472]:=0;
ADDRESS:=3584;
REPEAT
  FOR X:=0 TO 31 DO A[X]:=0;
  FOR Y:=0 TO 31 DO BEGIN
    W:=1;
    Z:=128;
    WHILE W<256 DO BEGIN
      C:=BYTE[ADDRESS+Y] AND W;
      IF C=W THEN A[Y]:=A[Y]+Z;
      W:=W*2;
      Z:=Z DIV 2;
    END;
  END;
  Z:=31;
  FOR Y:=0 TO 31 DO BEGIN
    BYTE[ADDRESS+Y]:=A[Z];
    Z:=PRED(Z);
  END;
  ADDRESS:=ADDRESS+32;
  UNTIL ADDRESS=9728;
  WHILE Z<1000 DO Z:=Z+1;
END.

```

**"I cannot imagine the CoCo 3 without ADOS-3;
it would not be a complete machine."
The RAINBOW, July 1987**

You've moved up to a CoCo 3. A powerful new machine. Now, it's time to give BASIC a shot in the arm, with ADOS-3. Wouldn't it be nice to turn on your machine and be greeted by an 80-column display, in the colors of your choice, with your own custom startup message? To run routinely at 2 MHz (double speed) without having to slow down for disk and printer operations? This and much, much more is possible with ADOS-3, our CoCo 3 adaptation of the acclaimed original ADOS, which shares the original's virtual 100% compatibility with commercial software. After customizing ADOS-3 using the provided configuring utility, you can have it burned into an EPROM that plugs into the Disk BASIC ROM socket, or just use it in RAM as a disk utility. (EPROM + burning will cost \$15-20; we provide information concerning how you can have this done.) Supports double-sided drives (35, 40, or 80 tracks). FAST and SLOW commands, auto line number prompts, RUNM command, keystroke macros, arrow-key scroll through BASIC programs, auto-edit of error line, and many more valuable features.

"ON A SCALE OF 1 TO 10, I RATE ADOS-3 A SOLID 15." RAINBOW, 7/87
 Disk . . . \$34.95 Original ADOS for CoCo 1 or 2 . . . \$27.95 (See 6/87 RAINBOW review)
 Original ADOS plus ADOS-3 . . . \$50.00

THE PEEPER
 ML program tracer that multitasks with the target program. An excellent learning tool for the ML novice; an invaluable debugging aid for the expert. CoCo 1, 2, or 3 compatible.
 Disk . . . \$23.95 Assembler source listing . . . Add \$3.00

MONITOR CABLES for CoCo 3
 Magnavox 8CM515/8CM505/8CM643 . . . \$19.95 Sony KV1311CR . . . \$29.95

SPECTROSYSTEMS  11111 N. Kendall Drive,
 Suite A108
 Miami, Florida 33176
 (305) 274-3899 Day or Eve

No delay on personal checks • Please add \$2.00 shipping • Sorry no credit cards or COD's

\$ \$ \$ \$ \$ \$ \$ \$ \$ \$ \$ \$ \$ \$ \$ \$

YOU could WIN BIG with
LOT-PRO!

HANDICAPS ANY LOTTO!
 Any Country, Any State
 LOT-PRO is specifically
 designed for the Color
 Computer and features:

- A choice of SIX wheeling systems for increased winning probabilities
- Unique LOT-PRO SYSTEM 60 number selection routine

ONLY \$25.95 (disk or tape)
 CJN ENTERPRISES
 P.O. Box 40487
 Bakersfield, CA. 93384
 (805)-836-1323

California residents
 must add 6% sales tax.

Invest in LOT-PRO!

It could make YOU
RICH!

\$ \$ \$ \$ \$ \$ \$ \$ \$ \$ \$ \$ \$ \$ \$ \$





Software

CoCo 1, 2 & 3

Kung-Fu Dude — Combat Evil With Karate Action

I hate to mention this fact, but we in the CoCo Community have been living with a serious software void for the past several years. Every other type of computer has had this particular type of software, but we, the CoCo users of America, have had to hide our faces in shame because of this great deficiency. But no longer!

What we have been missing is a great Kung Fu-type arcade game. But Glen Dahlgren of Sundog Systems has come to every CoCo owner's rescue. He has given us *Kung-Fu Dude*. We now have our own great karate arcade game.

With a 64K CoCo, one disk drive and a joystick, you learn that you were born to the royal house of Kilachi and that as a child you were foreordained to destroy the dark temple of evil that ruled the land of your birth. To carry out this life mission, your parents sent you far away to the Orient to learn the ancient mysteries of Kung Fu. Later, you learned that the evil rulers of the dark temple had your parents killed because they refused to reveal your location.

After 19 years of study, you learn that the dark temple has kidnapped your

prearranged mate, Princess Trinsim. You decide that now the time has come to seek the destruction of the dreaded dark temple. When you return to your land of birth, you discover that the temple has been moved to a secret location in New York!

Boarding a flight to New York, you soon arrive and begin your search for the evil rulers of the dark temple. Your starting point is the dock area of New York. Almost as soon as you begin your search, you are besieged by hordes of evil henchmen from the dreaded temple. You must call on every skill you have learned of the ancient art of Kung Fu. It is at the New York dock area that the hunt begins.

I had only two problems with *Kung-Fu Dude*. The first stems from the fact that my 9-year-old son, the "Hi-Tech Kid," got the game and the CoCo before I did. After several hours of threats, promises and bribery, I was finally able

to regain control of my CoCo (bear in mind that he does have a CoCo of his own, but for some reason would prefer to pound away at Dad's). The net effect of this problem was that he had run up the high scores and it took me days to even make the high score list, let alone beat him. I'm not saying the game is easy by any means, just that he is tough.

The second problem I had with the program (one I have with all programs) was that it is copy-protected. I realize there are many who feel this is a necessary evil in order to prevent software piracy. However, I feel that it does work a decided disadvantage to the legitimate user, as there is no provision for making a working backup copy. I have been using personal computers for over 10 years now and I have seen more than my share of crashed disks, so the first thing I always do, after making sure a program works, is to make a working backup copy for everyday use and store the original away for safekeeping. You cannot do this with *Kung-Fu Dude*.

In all fairness, I must state that Sundog Systems does offer a limited one-year warranty on the program, guaranteeing that the disk will load or they will replace it free. This is certainly much fairer than those companies offering only a 30-, 60- or 90-day warranty.

Kung-Fu Dude is well-written in 100 percent machine language and is a challenge. After several weeks of use, I still haven't made it to the dark temple.

The graphics in the program are done in artifacted colors. And while the program does run on a CoCo 3, you must use a color composite monitor or color TV set. (On an RGB monitor, all you get are black and white stripes.) The program takes advantage of the high speed mode of the CoCo 3. In fact, once the program boots up, you are asked if you want to play in the CoCo 3 high speed mode. Don't try this with a CoCo 1 or 2 or, as the *Kung-Fu Dude* author puts it, "The video will attempt to fry itself."

If you are playing on a CoCo 3, I suggest you follow the author's further recommendation of playing the game at the slower speed the first few times to get the feel of the game. The high speed mode makes this mode look like slow motion. And you are going to need every advantage you can get to survive in *Kung-Fu Dude*.

You control the Dude with your joystick. There is a set of moves that occurs with the firebutton on, and another set of moves that occurs with the firebutton off. Sometimes it is hard

to keep track of which is which. To assist you in helping to remember which move goes with which direction and firebutton position in *Kung-Fu Dude* and other games like it that use complicated joystick movement, I would like to pass on a little tip that has helped out quite a bit in the Armstrong household.

We use a small 3-by-3-inch square notepad of paper that you can tear off and stick to any surface, and draw a small circle on it to represent the control radius of the joystick. Then we mark the positions of the joystick as they relate to the various movements in the game, noting what movement each joystick position causes. In the case of *Kung-Fu Dude*, we made two such diagrams — one for firebutton-on movements and one for firebutton-off movements. Because these stick-on notes can be removed and replaced many times, we store them with the instructions to the particular game. Then when we decide

to play that particular game, we simply take them out and stick them near the face of the computer screen for quick reference. It is a real help.

Notwithstanding the fact that the program is copy-protected and the Hi-Tech Kid makes it tough for his old Dad to catch up with him, I highly recommend *Kung-Fu Dude*. It is not a game that you will master easily, so it is one that you'll be playing for a long time to come. And if complexity and challenge are a criteria of worth, you'll certainly get your money's worth on this one.

Now the CoCo karate game gap has been filled, and *Kung-Fu Dude* does it excellently. CoCo users of America, hold your heads up high!

(Sundog Systems, 21 Edinburg Drive, Pittsburg, PA 15235, 412-372-5674; \$24.95: First product review for this company appearing in THE RAINBOW.)

— Kerry Armstrong

Software

CoCo 1, 2 & 3

Disklock — Put a Padlock on Your Data

Having just read a novel about a criminal who kept a journal of his misdeeds on a disk (alas, not a CoCo) and was caught because of it, I looked forward to reviewing *Disklock* by Brian Rodia. Computer security has become a very important issue in the last few years, and even though the criminal aspect is not what RAINBOW readers are interested in, most computer users have some files they would like to keep private.

Disklock and its manual come on an unprotected disk. That means you must have a printer and a word processor to print out the instructions. The manual was written with *VIP Writer* but doesn't cause any problems, even with *Scriptit*. If you don't have a printer but have ADOS, the manual can be read on the screen using the SCAN command.

The purpose of the program is to deny anyone but yourself information from your disk files. It does this very well. The author states he has had *Disklock* tested for some time and no one has been able to break the protection. I made a nominal effort to disable

it using a disk zapper and wasn't successful, even though it was obvious the program writes code to the first two sectors of Track 17.

The program is very simple to operate. Put the disk in Drive 0, type LOADM DISKLOCK and at the OK prompt type EXEC. Then remove *Disklock* and place any disk in Drive 0 and press ENTER. You are given the status of the disk, locked or unlocked, and prompted for a password. When you are returned to the title screen, pressing BREAK returns you to BASIC.

When you type in a password to unlock a disk, the characters are masked on the screen so as not to make it apparent to kibitzers. If you lock a disk and then issue a DIR command from BASIC, all you get is LOCKED! If you try to unlock a disk without the password, you get three tries and, if unsuccessful, are thrown back to BASIC. A password can be up to 14 characters long, allowing the user a lot of latitude for exotic combinations.

As it is, I think *Disklock* is a valuable utility if you need the security it provides. Brian Rodia is issuing it as a shareware program, so payment is whatever you feel it's worth. It is advertised to work on all three Color Computers. I tested it on both the CoCo 2 and 3 and the performance was identical.

The only criticism that could be made is that there are no screen prompts and no provision is made for multiple drive

operation. Considering the simplicity and price of this program, that may be the ultimate in nitpicking. The last caveat, which the author stresses, is don't accidentally lock your *Disklock* disk unless you have a backup!

(Brian J. Rodia, 6593 Redcoach Ln., Reynoldsburg, OH 43065, 614-868-0216; Shareware: First product review for this company appearing in THE RAINBOW.)

— Frank Mardon

Software

CoCo 1, 2 & 3 OS-9

Robot Odyssey — Adventures in Robotropolis

You have fallen into Robotropolis, an underground city populated by robots. Your mission is to escape back to civilization, with a little help from the robots. *Robot Odyssey* combines a five-level Adventure game with a set of problem-solving tutorials designed to help you complete the journey. This is not your typical Adventure game. Plan on spending weeks (if not months) completing this one. Fortunately, games can and should be saved as you go along.

Section One involves a robot anatomy course, which takes about 20 to 30 minutes to complete. The player gets a detailed look at how robots behave and what equipment they have. This knowledge helps get you through Level 1. Before moving on to the next level, it's necessary to learn about wiring and robot circuits. In the higher levels of the game, learning chip design and doing some experimentation is essential for success.

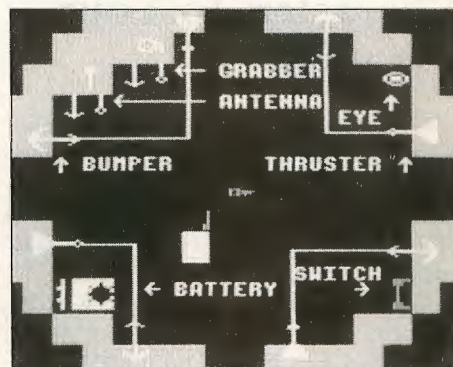
The Learning Company has gained a reputation for developing excellent educational software, and this program is no exception. Contained within the program is a mini-course in electronic engineering, design and problem-solving skills. In a way, it's a logical sequel to *Rocky's Boots*, an earlier program they developed. If you aren't acquainted with *Rocky's Boots*, I'd suggest that you start with it first. Not only will the experience be fun and educational, it will help you with *Robot Odyssey*.

This program is a natural for teachers who want to teach problem-solving or the Scientific Method. The Learning Company has additional classroom materials available to accompany the program. Vocational, electronics and electrical engineering instructors should also look closely at its possibilities. It would make an excellent introductory project.

Recommended age for this Adventure is 13 and up. I agree. The tutorials are deceptively easy, but looking at the program as a whole can be a mind-boggling experience that would be better handled by teens and adults. The tasks become increasingly more complex at the higher levels of the game. To make things more interesting, obstacles such as power-sucking 'Ampire bots and invisible mine fields appear. There are so many variations in *Robot Odyssey* that it can be used over and over again, which is a definite plus for both home and school use.

The graphics are excellent, the educational goals sound, but some aspects of the 70-page manual bugged me. It has directions for the IBM PC and Apple, along with the CoCo. When reading for information, you have to wade through three different sets of commands to figure out how to perform a particular operation. I would gladly pay extra to

have a separate Color Computer version. Also, it is interesting to note that certain "extra" sections, such as a Robotropolis Preview and Robot Teamwork were conspicuously absent from the CoCo version of the program.



Robot Odyssey is designed primarily for the CoCo 1 or 2, and uses artifact colors that don't show up on the CoCo 3 when used with an RGB monitor. CoCo 3 users need a composite monitor or TV to take advantage of the color capabilities. I hope The Learning Company will consider adding an RGB/composite option on start-up like some of the newer OS-9 software that is currently available.

Robot Odyssey deserves an 'A' for both its novel approach and educational value. Although the manual is a bit awkward in some respects, it is obvious that the authors put a lot of care and planning into the program itself. I'm glad that excellent software such as this, once only available for the Apple and PC Compatibles, is now available for the Color Computer.

(The Learning Company, 6493 Kaiser Drive, Fremont, CA 94555, \$49.95. Available in Radio Shack stores nationwide)

— Mark Haverstock

Check Account Information System

Manage your checking account(s) with **CAIS**. Keep track of deposits, checks, ATM withdrawals and other account transactions. Define up to 36 categories to monitor expenses. Set up automatic transactions for such items as direct deposits or pre-authorized deductions. Balance your account(s) in minutes! Other features include multi-drive capability, display and print options, history purge and more.

Requires 1 disk drive
Printer is optional
CoCo 3 compatible



After Five Software
P.O. Box 210975
Columbia, SC 29221-0975
(803) 788-5995

Send check or M.D. for
\$34.95 plus \$3.00 S/H.
COD orders: add \$1.00.
(SC res. add 5% sales tax)

See review in this month's issue!

Color Max 3 Font Editor — Add Characters to Your Creations

Color Max 3 Font Editor is a useful addition to your *ColorMax 3* package. With this program, you can load various print fonts into your *Color Max 3* creations, then edit them or create custom ones to suit your own tastes.

Color Max 3 Font Editor was written by Eric A. Wolf. It requires a 128K CoCo 3, a disk drive, and a joystick or mouse. The program is loaded in with a simple BASIC loader that calls the main machine language program. The disk is not copy-protected, so backup copies for your own use are not a problem.

After loading the program and answering prompts concerning RGB or composite monitors and type of joystick in use, you are presented with the main operating screen. This screen consists of a grid and a point-and-shoot menu that allows you to examine each character in detail or to modify it.

At the bottom of the menu is a number that ranges from 032 to 127 representing the ASCII value of the character. This number is toggled with the joystick or mouse firebutton to select the character you want to examine or modify. The view font option allows you to see all the characters of a particular font at the same time. The disk contains the following fonts: Crystal, Downhill, Film, Glyphic, Old English and Stripe.

Glyphic is a neat collection of 70 small pictures and symbols that can be added for some nice effects with *Color Max 3* pictures. Downhill has a slanted effect, and Crystal looks like the LCD characters on your wrist watch. The Film font looks like the standard block letters, except they are in negative form and have little sprocket holes at the top and bottom of each character font frame. The others speak for themselves and are equally well done.

The fonts can be edited or new ones created by simply clicking the firebutton at the cursor position pointed to by the movable arrow. The grid is done in typical "fat bit" style, providing the opportunity to easily modify or create special characters and symbols.

A second disk containing 11 other

fonts is available for \$19.95. The fonts contained on this disk include Lined, USA, Cameo, Potted, July 4, Bells, Roadsign, ASCII-SM, Tech-Lg, Banner and Large.

Color Max 3 Font Editor is a good program and is sure to enhance *Color Max 3*. I found it both easy and fun to use.

(Spectrum Projects Inc., P.O. Box 264, Howard Beach, NY 11414, 718-835-1344; \$29.95 plus \$3 S/H)

— Jerry Semones

Software

CoCo 1, 2 & 3

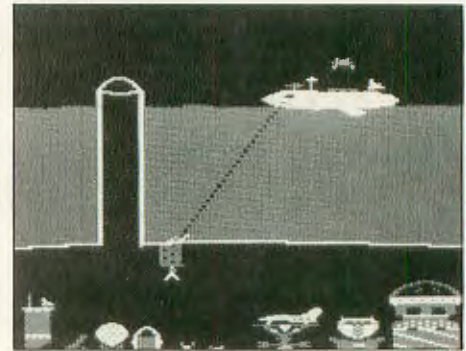
Currillian Cruiser — The World's Last Hope

"The year was 2584. Four hundred seventy-two years after the unification of the Earth-born galaxies. The largest and most terrible war was just beginning to dawn, a war with little warning and relentless fighting. Many people lost their lives, whole planets were shredded without the Earth-men ever having a hint what had or could have done something of this magnitude. This is the tale of the Skirum War and the *Currillian Cruiser*."

You are the sole pilot of the ship and the last hope for Earth. In your journey to complete the defense systems of the *Currillian Cruiser*, you will travel to distant planets and encounter many enemies. While traveling to the planets Elleval, Ita-Falac, Scmea, Denrael and Alpha Centuri you fly head-on into a hazardous meteor shower, face merciless unmanned Skirum interceptor attack vehicles, and enter the hulls of military and scientific research vessels to obtain a missing weapon system, a fission laser system, warheads and a guidance system.

Currillian Cruiser is an arcade-type Adventure game that has good game play and a brilliantly written scenario.

The copy-protected disk comes with a four-page manual featuring a detailed drawing of the *Currillian Cruiser* on the front. The second page of the manual contains information on loading, playing (a note to remove the disk during game play since the computer accesses the disk many times) and saving the game. The last two pages give the story of *Currillian Cruiser*.



The game can be used on a Color Computer 1, 2 or 3 and requires a joystick. I recommend a self-centering joystick since you must make fast and difficult maneuvers during most of the game.

Currillian Cruiser has some nice features. The main menu has options to start the game, go to the title screen, see the high scores and quit the game, which requires you to shut off the computer.

After choosing the start game option, you are prompted to type in your name for a new game or to choose a number from one of the maximum nine game saves. The high score screen lists up to 12 scores. In this game, scoring goes by the number of the board you survived through. Between boards, you are prompted with options to continue to the next board, save the game or quit the current game.

The PMODE graphics come out in

One-Liner Contest Winner . . .

Use this program to look at the contents of your disk and check for errors. It's helpful for Adventure disks, too!

The listing:

```
1 CLEAR10000:FORX=0TO34:FORY=1TO
18:DSKI$0,X,Y,A$,B$:PRINTA$;B$;;
IFINKEY$=""THEN NEXTY:PLAY"L255;
1;12":NEXT:ELSE PLAY"P2":NEXTY:P
LAY"1;12":NEXT
```

Brad Lowe
Lafayette, CA

(For this winning one-liner contest entry, the author has been sent copies of both *The Third Rainbow Book of Adventures* and its companion *The Third Rainbow Adventures Tape*.)

black-and-white on the Color Computer 3 when using an RGB monitor. The screens are nicely done and give the effect of a futuristic setting.

Altogether, this game is pretty good. It requires a lot of hand-eye coordination and is challenging.

(Glenn Calafati, 54 Oak Street, Northport, NY 11768, 516-261-4105; \$25: First product review for this company appearing in THE RAINBOW.)

— Glen Baisley

Software

CoCo 1, 2 & 3

Master Disk — Catalogs Your Disks

Master Disk is a disk cataloging program that works on any version of the CoCo having at least 32K. The program is written in BASIC and is not copy-protected. *Master Disk* works with a single disk drive and, therefore, may be of interest to beginners.

Master Disk is very colorful and, I might add, somewhat noisy. I mention this only because while the program is well-structured, the continued call to the sound subroutines does slow down overall program execution speed.

Master Disk is menu-driven and very easy to use. A single page of instructions comes with the disk, but the program contains onscreen help. You can create, sort, print and save to disk up to 18 disk directories with up to 250 program names in each directory. This provides a sufficient number of disk categories for most users, and with 250 program names in each category, the program will handle most CoCo user applications.

Master Disk lets you look at all entries by a specific searched-for name, or an entire disk directory. In addition to saving and displaying program names and extensions, the name of the disk containing the program is saved and displayed. This name is assigned by the user and is limited to nine characters.

This offering from Bob's Software is worthy of your consideration. The price won't make a big dent in your wallet and you can put *Master Disk* to practical use organizing your disks.

(Bob's Software, P.O. Box 391, Cleveland, OH 44107, 216-871-8858; \$15 plus \$2 S/H)

— David Gerald

Software

CoCo 1, 2 & 3

CAIS — Check Account Information System

I used to have a pathological hatred of the simple act of balancing my checkbook. It's not that I was afraid of the work, I just didn't like to spend the time doing it. Now the hard part is done for me, thanks to *CAIS*.

CAIS stands for Check Account Information System. And before you let fly that groan of, "Oh no, another checkbook program!" let me tell you that *CAIS* is not run-of-the-mill. It is a fast, simple, accurate and yet very detailed way of handling up to eight different accounts.

CAIS was written for the disk-based CoCo 1, 2 and 3 using RS-DOS 1.1. I used ADOS-3 and had no problems with any functions.

The only command to remember is the one that starts the program (RUN "CAIS.BAS"). After that, there are extensive onscreen prompts, as well as full menus wherever possible. On start-up, all you need to do is enter the current date, and the main menu appears.

The first time you use this program, you will need to define the account information. This is where you enter the name of the bank, account type (regular or interest-bearing), what drive you want the information stored on, and the account number and balance. And for once, here is a program that stores your number exactly as you enter it — regardless of how many digits it contains. This has been a problem with every other checking program I have seen.

You may continue to enter information about other accounts you want to track. I have three checking accounts (one account for my wife, one for me and one for business). As I wanted to use the program as much as possible, I also added my two savings accounts to the batch.

After you have entered this information (along with the account balance — the program tracks each account individually), you may either edit the information or return to the main menu to begin the processing.

When you select an item from the main menu other than the account control (the setup option), you are presented with another menu to help you select which account you want to access. Your other main menu choices are Post Account, Reconcile (balance) Account, Display Account, Print Account, Purge Account History and Exit.

Post Account means just what the name implies. This option allows you to make deposits, debit the account, and otherwise manipulate the figures. And

Vidicom Corp's CoCoWorks Group Proudly Presents SolidDrive™

SolidDrive™ goes ordinary ramdisk one better! It doesn't forget for years. Fully Static CMOS ram, battery backed, SolidDrive™ is ready to use instantly. No more formatting and copying work files to a ramdisk then carefully copying back your changes to floppy. No more fear that the power will fail and everything you've done will be lost. The instant power loss is detected SolidDrive™ write-protects itself and your valuable work. SolidDrive™ gives you even more since it's manufactured using the latest in high reliability surface mount technology allowing us to give you the best guarantee in the industry - Two full years limited repair/replacement, top that! SolidDrive™ is a single Multi-Pak® compatible cartridge complete with OS9® Level I / Level II device driver, formatter and self-test software. Two versions: 512K and 1 Megabyte with factory upgrades available for 512K version. RSDos Driver available Soon!

SolidDrive™ by Vidicom Corp
512K (524,288 bytes) \$395.00
1 Meg (1,048,576 bytes) \$695.00

SolidDrive™ is the fastest, most reliable long-term storage available for small computer users. Faster than hard disk, no moving parts, no mechanical delays, ultra-low power and no noise.

Please add \$4.00 shipping. Visa MasterCard orders welcome. Arizona Residents add 5.5% sales tax.

Vidicom Corp 20 East Main Street Suite 525 Mesa, Arizona 85201 (602) 827-0107 Hours M-F 9:00 AM - 5:00 PM MST.

OS9 is a registered trademark of Microware Systems and Motorola Inc. Multi-pak is a registered trademark of Tandy Corp

for each expense or credit, an option is given to apply the amount to an expense category you previously defined (up to 36 definitions per account). I said before how easy it was to use this program to track savings, as well — all I did was define a category as “Withdrawal” and one as “Deposit.” I used the “Payable to” field to explain the transaction.

Flexibility is the key in posting transactions. You may enter codes for deposit, checks (it keeps track of the numbers, unless you override it), ATM withdrawals and any automatic deposits/withdrawals you care to define. The autos use the date you enter both at the beginning of the program and in the definition of the automatic transaction to make the change at the appropriate

time. And it notifies you of that change. This is a real “set and forget” feature.

Reconcile Account provides a detailed balance report with a minimum of work on your part. Pick a starting check number, and the program steps through each transaction with you to see if the statement covers it. If not, the information is added to the stack and the selection process continues.

When presented with the balance, all you need to do is compare it with the bank’s statement. If it is not correct, press BREAK and research the problem. If it is correct, you may then print the statement. The cleared transactions are moved to a history file, and you may then print the updated check register or return to the main menu.

Display Account and Print Account are essentially the same. One shows the information onscreen only, and the other prints both to the screen and the printer (the baud rate you want is poked in for you, since you set this option way back at the beginning). At this point, you can literally see any combination of information needed either between two dates, or from all the information on file.

The final option is Purge Account History. Here is where you can delete older information by date. All you do is enter the beginning and ending dates, and all information between those dates is purged. The rest remains intact. If you print a copy of the file before you purge, you can save disk space and still have the information handy.

The manual that comes with the program is very detailed and extremely easy to follow. It is laid out in the same order as the main menu. Each option is explained in depth, and the information necessary to use each option is readily available on that page. The only other thing I would like to have seen is one page devoted to the one-letter codes used throughout the program (D=Deposit, C=Check, etc.). Then I could set this page next to my CoCo and get into high gear.

The nice thing about CAIS is that one version fits all. It doesn’t matter whether you have a CoCo 1 or 3, one disk drive or two, or even whether you have a printer. The program is flexible enough to handle whatever system you have. The manual (70 pages) tells you how to configure to your system, all within the program (no editing required).

Overall, CAIS performs well beyond the advertised limits. I found it both easy to use and flexible enough to handle whatever my financial situation required. The manual is detailed without being dry. And the price is low enough to put it within reach of virtually anyone. In short, if you have a checking or savings account, CAIS should be in your library.

(After Five Software, P.O. Box 210975, Columbia, SC 29221, 803-788-5995; \$34.95 plus \$3 S/H)

Plug-N-Go..

MULTI-FONT PRINTER NX-1000 NEW



(Draft)
ABCDEF abcdef 0123
ABCDEF abcdef 0123

(Courier)
ABCDEF abcdef 0123
ABCDEF abcdef 0123

(Sans serif)
ABCDEF abcdef 0123
ABCDEF abcdef 0123

(Draitor 1)
ABCDEF ABCDEF 0123
ABCDEF ABCDEF 0123

(Draitor 2)
ABCDEF abcdef 0123
ABCDEF abcdef 0123

Draft and various NLQ type styles

The NX-1000 gives you plenty of print options for attractive printing. Four typestyles. Four pitch sizes, in standard and italics for a total of 32 NLQ modes. 1 year warranty. Nationwide depot service from Honeywell. 30 day online trial.

SYSTEM INCLUDES:

- Star NX-1000 Printer
- Blue Streak 3 Interface (see opposite page)
- Software Support Trio (see below)

\$239⁹⁵
+\$10 Shipping and Insurance
COMPLETE

Software Support Trio

TYPE SELECTION/TUTORIAL	DRAYON'S WORD PROCESSOR 2.3	SUPER GEMPRINT	COLOUR SUPER GEMPRINT
Online instructional program that will select 24 special features of your printer or display methods to incorporate them into your programs.	Create, save and print customized documents with full access to printer's special features.	Will transfer a Pmode 0, 1, 2, 3, or 4 picture screen to printer 8"x11" hardcopy. Black/white, white/black or grey level shading for color.	Transfers color screens to Colour NX-1000. 8"x11" hardcopy in any two colors for Pmode 0, 2 or 4 and any 4 colors for Pmodes 1 & 3.

Software Trio **\$19⁹⁵** Software Trio w/Colour Super Gemprint **\$29⁹⁵**
Price, availability and specifications subject to change without notice.

DAYTON ASSOCIATES of W.R. HALL, INC.
7201 CLAIRCREST, BLDG. D
DAYTON, OHIO 45424
OHIO RESIDENTS ADD 6% SALES TAX • C.O.D. ADD \$2.00

PERSONAL SERVICE
(513) 236-1454
Visa & MasterCard
within the continental U.S.

— D.A. Ferreira

Video Cards/Keno — Play the Odds

Video poker machines are found in a lot of places outside of Nevada where gambling on them is legal. In some areas they are regular fixtures in local bars and lounges. For some, they are a kind of adult video game. For others, they are another opportunity to gamble. If you play them or if you have always wanted to, *Video Cards/Keno* from Tom Mix Software may be for you.

Video Cards/Keno is designed for the Color Computer 3 with disk drive. The instructions are simple and the disk loads easily. After a title page the screen presents a menu. Your choices are Poker, Joker's Wild, Blackjack, Keno and Quit. After you make a choice, the screen asks if you are using a composite or RGB monitor. The next screen asks the number of credits you want to start with, and then your game begins with a prompt asking you how much you want to bet. You bet and the cards are dealt. (Or, in Keno, the numbers are chosen.) If you win, your credits are increased. Unless your credits are down to zero, you again return to the bet prompt. You can play as long as you have credits to bet. (If you do run out of credits, you can always get more.)

Poker and joker poker are fun to play. (The difference between the two games, for those unfamiliar with poker machines, is that the deck used in joker poker contains a joker that can be used as a wild card. Because it is easier to draw a winning hand, the payoffs are reduced.) As with the real machines, the deck is stacked against you. Payoffs do not reflect the true odds — the longer you play, the more likely you will lose. Trying to overcome the laws of probability can be enjoyable and maybe even educational.

I found blackjack to be even more fun. (I find that competing against someone, even if it's the computer as dealer, makes a game more interesting.) The game is not much different from the game played in a casino. Thus, learning the right blackjack moves can significantly reduce the computer's advantage. The blackjack game was fast and entertaining.


Keno allows you to pick numbers from 1 to 80 and then the computer chooses the winning numbers. Payoffs are based upon how many numbers match. (State lotto-type games work in a similar fashion.) Keno/lotto games have never fascinated me. Predictably, I found this game to be the least interesting of the games.

This package has two strong points to recommend it. The first is its outstanding graphics. Each program makes use of the Color Computer 3's added graphics capabilities. I own other programs that use playing cards in the program. In terms of resolution, *Video Cards/Keno* is the best.

Secondly, I liked the speed of the programs — cards are dealt and results


are computed very quickly. Additionally, each game allows for a maximum bet key that saves the time of pressing the C (for coin) key over and over again.

If I could have asked for *more from*



...For the CoCo!

MULTI-FONT PRINTER NX-1000 RAINBOW



Select print mode, typeface and print pitch all from the front control panel!



Single sheet feed possible without removing spooler paper.

star
MICRONICS

All the features, performance and dependability of the NX-1000 plus online access to 7 color printing and graphics. Black, blue, red, yellow, green, violet, and orange.

SYSTEM INCLUDES:

- Star NX-1000 Colour Printer
- Blue Streak 3 Freedom Interface (see below)
- Software Trio (see opposite page)
- Colour Super Gemprint

\$329⁹⁵

+ \$10 Shipping and Insurance

COMPLETE

Blue Streak 3 Freedom Interface



Introduce your CoCo to the World's Best Printers

This 3rd generation Blue Streak gives all CoCos transparent access to parallel printers and opens an additional serial port with the flick of a switch. Break loose from the speed constricting serial ports of those custom manufactured printers and run up to 9600 baud. Easily connected, one year warranty, 30 day online trial.

\$49⁹⁵

+ \$2 Shipping

Powered Verson add \$5.00

Price, availability and specifications subject to change without notice.

DAYTON ASSOCIATES of W.R. HALL, INC.

7201 CLAIRCREST, BLDG. D
DAYTON, OHIO 45424

OHIO RESIDENTS ADD 6% SALES TAX • C.O.D. ADD \$2.00

PERSONAL SERVICE

(513) 236-1454

Visa & MasterCard
within the continental U.S.

Tom Mix Software, it would have been the ability to make slight changes in either the payoffs or the way the games are played. (I like more of a chance in poker games.) Overall, if you enjoy gambling machines, you will probably enjoy *Video Cards/Keno*.

(Tom Mix Software, P.O. Box 201, Ada, MI 49301, 616-676-8172; \$29.95)

— John Matviko

Software

CoCo 1, 2 & 3

Color Math — Reinforces Math Skills

Color Math is an educational program that lets your child practice the four basic math skills (addition, subtraction, multiplication, division) he or she is learning at school. It requires at least 16K and a cassette recorder.

The option screen allows you to choose one of the two options in that part of the program (each part has either addition and subtraction, or multiplication and division). You then choose the maximum number of programs the child will practice, and then select one of the four options: Placement, Lessons, Tests or Change maximum problems.

The first option allows you to find the most appropriate skill lesson for your child to start his or her lessons. The second option uses skill building to increase math skills and has automatic promotion as each lesson is mastered. The third option tests your child on any lesson in the program to evaluate proficiency at that level. The fourth option allows you to change the number of problems that your child will do.

After you choose the option you want, the child starts working the problems. The addition/subtraction lessons have 70 different mastery levels, the multiplication has 50 mastery levels, and the division has 37 mastery levels.

In the early mastery levels, the child is shown when to carry or borrow numbers, and in the higher levels the child can use the letters 'C' or 'B' to perform these functions. In addition and subtraction, the child has two chances to answer a question correctly.

After the second try, the correct answer appears, and the problem is repeated until it is solved correctly. In multiplication and division, the computer checks each digit as it is typed. The child gets two opportunities to enter each number correctly. If both tries are wrong, the correct digit appears and the cursor moves to the next digit. After each lesson is completed, you see the report screen, which shows if the child is promoted to the next level or demoted to the previous level.

Color Math is a good program. It not only helps the child to improve his/her math skills, but provides the needed reinforcement of those skills. This is also a good program if you want to monitor your child's progress as he or she goes through each lesson.

(Tandy Corporation, 1700 One Tandy Center, Ft. Worth, TX 76102; \$19.95. Available in Radio Shack stores nationwide.)

— John H. Appel

Software

CoCo 3

Backup Lightning — Faster Than A Speeding MS-DOS

Backup Lightning is a handy utility for the 512K equipped Color Computer 3. As the program name implies, this software is used to duplicate disks.

In developing *Backup Lightning*, Color Venture has made full use of the capabilities of the 512K CoCo 3. It will copy 35-, 40- or 80-track disks. The entire disk is copied into memory as a

first step, then duplicates are written as requested. Both RS-DOS and OS-9 format disks are copied with ease. The speed at which the duplication is done is remarkable.

Using *Backup Lightning* is as simple as typing LOADM "BACKUP" and answering a few prompts. The user can then load a previously saved configuration or may choose to input the few pieces of data needed for a new configuration. One- or two-sided drives may be selected. Drive speed may be maximized up to 6 ms and up to four drives (0, 1, 2, 3) are supported.

The display screen keeps the user informed of what the parameters selected are, and what is currently going on. The program name and copyright information appear at the top. Just below that, a configuration screen displays the parameters (number of sides and drive designations for read and write, setup rate, etc.) currently being used. A menu/status area occupies the major portion of the screen, telling the user what actions are taking place. Along the bottom of the screen is a help message area.

I had no difficulty at all in duplicating either RS-DOS or OS-9 disks, with either formatted or non-formatted target disks. As a believer in the precaution of backing up all of my software, I found the program invaluable. Copy-protected software, however, cannot be duplicated with *Backup Lightning*.

If you have a 512K CoCo 3 and want to protect yourself from disk crashes, *Backup Lightning* is a very handy tool and an excellent value.

(Performance Peripherals, 11432 Pena Way, Mira Loma, CA 91752, 714-681-7222; \$19.95)

— Leonard Hyre

Hint . . .

Disk or Cassette I/O Errors?

Make sure the disk drive(s) and cassette recorder are not on the left side of the TV set (or if they are, that they're at least six inches or more away). This is because a TV set's flyback transformer, almost always on the left side of the set, puts out a strong magnetic field which can interfere with cassette or disk operation.

Education Breakthrough

New interactive CoCo software makes learning easy, fun. Kids love it!

NEW LOW PRICE - 16 lessons for the price of 8! Educational Software for kids from 6 to 18.

Parents are depending more and more on supplemental education for their children. Educators know that the most effective teaching is done one-to-one. Through individual attention and self-paced progress, students learn more and retain more.

BETTER THAN A PRIVATE TUTOR

The Compass Education Software LOOK/LISTEN/LEARN approach is the next best thing to a private tutor. Unlike other educational software the Compass Library also *talks* to the student - not in synthesized speech, but in a real human voice. With on-screen textual information and attention-getting graphics, students of all ages actually enjoy learning!

SELF-PACED FOR BETTER RETENTION

The lessons advance only after the student has correctly answered the questions throughout the programs assuring that the material has been thoroughly absorbed.

SIMPLE EQUIPMENT REQUIREMENTS

All you need is the TRS-80* Color Computer (any model), computer cassette recorder and TV set. Once the cassette is loaded you need only enter two simple commands . . . and then press any key to start the lesson.

Of course you can stop the lesson at any point to study information on the screen. Just push the pause button on the cassette player. Push it again and lesson resumes.

To answer questions throughout the lesson simply press the appropriate number on the computer keyboard, type in the correct answer, or follow other easy instructions. And to go back and review, just rewind the cassette. It's that simple.

CHOOSE FROM 9 SUBJECTS


There is not sufficient space in this advertisement to list all lesson titles, but here is a sample:

MATHEMATICS

In today's advanced, HiTech world, understanding and working with numbers is essential. Compass has developed three comprehensive series of math programs. From basic numerals for the very young, to algebra and higher mathematics for the older child. In between, there are programs for everything from addition and subtraction to practical everyday percentage problems.

*TRS-80 is a registered trademark of The Tandy Corporation.

PRICES SLASHED!



5 THE MAGIC OF SPELLING Grades 4 to 8

- MS 1 - Plurals: branches, rodeos, valleys
- MS 2 - Plurals: houses, brushes, candies
- MS 3 - Plurals: babies, pianos, leaves
- MS 4 - Suffixes: boxed, referred, writing
- MS 5 - Suffixes: paid, quickly, extremely
- MS 6 - Suffixes: said, confusion, school's
- MS 7 - Homonyms: two, too, to; their, there
- MS 8 - Homonyms: our, are, hour; ate, eight
- MS 9 - Homonyms: weight, wait; who's, whose
- MS 10 - Homonyms: scent, cent; sell, cell
- MS 11 - Homonyms: dew, due; course, coarse
- MS 12 - Homonyms: cite, site, sight; by, buy
- MS 13 - Homonyms: blue, blew, creek, creak
- MS 14 - Homonyms: sale, sail; steel, steal
- MS 15 - Spelling by Syllables: letter, color
- MS 16 - Doubling Consonant Letters: hollow

1 MATH/FRACTIONS Grades 4 to 8

- MF 1 - Numerator, denominator, bar
- MF 2 - Multiplication of fractions
- MF 3 - Factors and prime numbers
- MF 4 - Reducing fractions, reciprocals
- MF 5 - Reducing fractions, lowest terms
- MF 6 - Proper fractions, mixed numbers
- MF 7 - Multiplication-division of fractions
- MF 8 - Addition-subtraction of fractions
- MF 9 - Addition of mixed numbers
- MF 10 - Changing fractions to decimals
- MF 11 - Converting decimal numbers
- MF 12 - Word problems using percents
- MF 13 - Additional problems using percents
- MF 14 - Word problems using percents
- MF 15 - Finding circle area using pi
- MF 16 - Using a ruler to measure fractions

6 VOCABULARY COMPREHENSION Grades 3 to 5

Sixteen lessons: VC-1 to 16

7 READING COMPREHENSION For all grades

Sixteen lessons: DRC-1 to 16

8 SCIENCE SCIENCE/PHYSICS For all grades

Sixteen lessons: SP-1 to 16

9 HISTORY AMERICAN HISTORY For grades 4 to 12

Sixteen lessons: AH-1 to 16

So there it is . . . no-nonsense subject matter presented in a way that maximizes understanding and retention.

SPECIAL PRICING

YORK 10 is now offering, for a limited time, a complete set in any subject, 16 cassettes, one lesson on each cassette, for only \$49.95. We originally offered only 8 cassettes for the same amount so now it's twice the value. The same 16 cassettes are sold elsewhere for over \$150.

To order, send your check or money order for **\$49.95** (CA residents add sales tax) for each subject set you wish, plus **\$3.50** shipping and handling (any quantity). For immediate shipment, call collect the number below and charge your VISA or MASTERCARD.

2 MATH/BASIC ALGEBRA For all grades

Sixteen lessons: MBA-1 to 16

3 MATH/NUMBERS For grades 1 to 6

Sixteen lessons: MN-1 to 16

SELF DEVELOPMENT

Writing effectively means communicating effectively. Through the writing series of lesson students of all ages will develop basic skills needed to turn thoughts and ideas into expressive words and phrases.

4 RULES OF WRITING For all grades

Sixteen lessons: RW-1 to 16

LANGUAGE ARTS

A practical education begins with good reading skills and is continued with increased vocabulary comprehension and, of course, spelling. Your child will learn that reading is fun while they are also learning when to use "to," "too," and "two," and how to spell when building a vocabulary.





The following products have recently been received by THE RAINBOW, examined by our magazine staff and issued the Rainbow Seal of Certification, your assurance that we have seen the product and have ascertained that it is what it purports to be.

◆ **CCRAM**, a software-only implementation of a RAM disk. The program requires OS-9 Level I Version 2, 512K and single disk drive. For the CoCo 3. *Dime-A-Byte, 116 Webster Avenue, Bangor, ME 04401, (207) 942-0739; \$28 plus \$2 S/H.*

Chemistry Tutor, an educational learning aid for high school or college level chemistry principles. Text lessons are combined with high resolution graphics. For the CoCo 1 and 2. *A to Z Unlimited, 901 Ferndale Boulevard, High Point, NC 27260, (919) 882-6255; \$42 plus \$3 S/H.*

CoCo Max III, a graphics drawing system with animation and color sequencing. Includes Hi-Res interface for your mouse or joystick, *CoCo Max III* disk and several utilities. For the CoCo 3. *Colorware, 242-W West Avenue, Darien, CT 06820, (800) 221-0916; \$79.95.*

Grand Prix Challenge, a high-speed racing game that lets you compete against the computer or a friend. Includes detailed 320-by-200 graphics, realistic driving conditions and different race tracks. For the CoCo 3. *Diecom Products, Inc., 6715 Fifth Line, Milton, Ontario, Canada L9T 2X8, (416) 878-8358; \$28.95 U.S.; \$38.95 Cdn.*

Lightning RAM Disk, a utility for your 512K CoCo 3 that allows the simultaneous use of up to four mechanical drives and two RAM drives. *Dr. Preble's Programs, 6540 Outer Loop, Louisville, KY 40228, 502-969-1818; \$19.95.*

MPI-CoCo Locking Plate, an accessory that protects your CoCo 3 and multipack interface. Installs on the bottom of both units and prevents bumping of the multipack interface from the ROM slot of

your CoCo. For the CoCo 3. *Gimmesoft, P.O. Box 421, Perry Hall, MD 21128, (301) 256-7558; \$9.95.*

Printer Lightning, a ColorVenture print spooler which gives a 44K print buffer from a 128K CoCo and up to 438K from a 512K CoCo. *Owl-Ware, P.O. Box 116-A, Mertztown, PA 19539, 800-245-6228; in Penn., 215-682-6855; \$19.95.*

The Rat Graphic Design Package, a graphics program that supports 320-by-200 Hi-Res graphics made with a 16-color, user-definable palette. The package is complete with screen print routines, a mouse and mouse pad. For the CoCo 3. *Diecom Products, Inc., 6715 Fifth Line, Milton, Ontario, Canada L9T 2X8, (416) 878-8358; \$69.95 U.S.; \$99.95 Cdn.*

Sixdrive, Version 1.0A, a machine language utility that modifies Disk Extended BASIC 1.0 or 1.1, *FKEYS III*, or ADOS to allow the use of three double-sided drives as six single-sided drives. For the CoCo 1, 2 and 3. *Gimmesoft, P.O. Box 421, Perry Hall, MD 21128, (301) 256-7558; \$16.95.*

Super-Graphics 16, a graphics program that lets you create art using every color of the rainbow. Draw and paint lines, boxes, circles, etc., and make a printed copy with a Radio Shack DMP-105 or similar dot matrix printer. For the CoCo 1, 2 and 3. *E.Z. Friendly Software, Hutton and Orchard Streets, Rhinecliff, NY 12574, (914) 876-3935; \$16 plus \$1.50 S/H.*

TX-80, a printer page editor with 5,280 print positions. The program allows global editing and uses a WYSIWYG format. For the CoCo 3. *Kolesar B/S, 7 Ladd Road, Westfield, PA 16950, (814) 367-5384; \$39.95 plus \$2 S/H.*

◆ **TEXTFORM**, a menu-driven program designed to format ASCII text files into two-column format. Output may be directed to either a printer or disk file. For the CoCo 1, 2 and 3. *R.A.D. Products, 194 Hotchkiss Street, Jamestown, NY 14701, (716) 665-2124; \$34.95.*

◆ **First product received from this company**

The *Seal of Certification* program is open to all manufacturers of products for the Tandy Color Computer, regardless of whether they advertise in THE RAINBOW.

By awarding a *Seal*, the magazine certifies the product *does exist* — that we have examined it and have a sample copy — but this *does not* constitute any guarantee of satisfaction. As soon as possible, these hardware or software items will be forwarded to THE RAINBOW reviewers for evaluation.

— Judi Hutchinson

OWL-WARE

Proven Technology New CoCo 3 Utilities

Great for 512K Systems! From Color Venture and OWL-WARE

PRINTER LIGHTNING

A great print spooler which gives you 44K print buffer from a 128K CoCo and up to 438K (200 pages!) from a 512K CoCo. With this spooler you can run a program while you are printing a file. The spooler does not slow down the computer to any noticeable extent while you are running a second program and no lost characters arise. Baud rates selectable. *Printer Lightning* can reside in memory along with *RAMDISK*!

RAMDISK

Using 512K CoCo 3 you have access to 2 additional disk drives in RAM. All disk commands are supported, and the data are Reset button protected. You can now have up to 5 disk drive capacities on line at once and can assign the ram disks to any drive number. By making the ramdisk Drive 0, all programs which require a lot of drive access will run much faster. You can have the *RAMDISK* in memory at the same time as the *Printer Lightning*!

BACKUP LIGHTNING

This program is the fastest way to make backup copies of your files using a 512K CoCo. You can backup 35, 40, or 80 track disks single or double sided. Both RS and OS-9 disks may be backed up. The original disk is saved to memory and a copy can be made on an *unformatted disk* every 45 seconds! The lightning read, write, format, and verify routines that were developed make this program much quicker than RSDOS or OS-9 for backups. This will become one of your most used programs!

• **NEW · NEW ·**

Only \$19.95 each. 3 for \$49.95.

SPECIAL With our 512K Upgrade (Next page) only \$2. each or 3 for \$5!

Announcing:

The finest graphics/drawing program for the COCO 3!

Da Vinci 3

- 16 colors on screen at one time
- Modify each color from 64 available colors
- Use composite or RGB monitor
- Draw with custom paintbrushes
- Full resolution 320 X 192
- Picture converter for conversion of COCO 2 pictures to COCO 3
- Multiple text fonts
- Accepts input from joystick, X-pad, mouse, or touch-pad
- Boxes, circles, line, paint generation
- Screen dump for Tandy mono and color ink-jet printers, (NX-10 and others pending)
- Sensible price
- No additional hardware required because of course/fine joystick movement modes
- Zoom mode for individual pixel editing
- Great on screen menu which is removable at the touch of a key to allow full screen edit

128K or 512K COCO 3

\$37.95




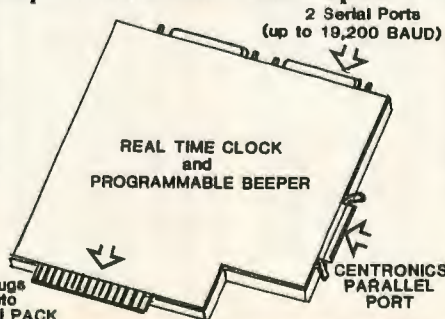
Super I/O Board for OS-9

Each Board Provides 2 Serial Ports and Centronics Parallel Port
First Board has Real Time Clock and Beeper... With Second Board up to 5 Users

The serial ports are usable up to 19,200 Baud, and the parallel port is a true Centronics standard. Plug into your multi-pak. On CoCo 3, multi-pak must be upgraded. You will have a multi-user system with additional computers or terminals plugged into the serial ports. An OWL hard drive and 512K upgrade are strongly recommended for multi-user systems.

Intro Price... \$165.

BOARD 2... \$139.



OWL-WARE

P.O. Box 116-A

Mertztown, PA 19539

— ORDER LINES (only) —

(800) 245-6228

(215) 682-6855 (PA)

Proven Technology

On the Razor's Edge of the Color Computer Frontier

OS-9 Hard Drive Systems

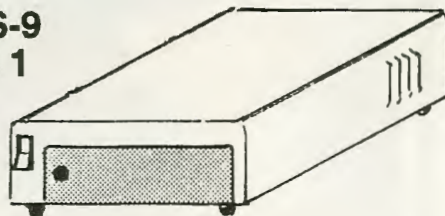
Proven Performance for Demanding Home or Business Use
Drive Access is at *Least 8 Times Faster* than Floppy Drives
Control up to 2 Drives per Controller each as Continuous Storage

Every hard drive system is **complete** with software, hard drive, controller, heavy-duty power supply, and LR Tech Interface. When a complete drive system is ordered, the drive is **fully assembled, tested, and burned in** for 3 full days. This ensures dependability and optimum performance.

We have now been supplying CoCo hard drive systems and parts for systems for more than 2 years. This is the longest history in the CoCo market of any available drive system. About 3/4 of all hard drive systems currently in use in the CoCo market use the LR Tech/OWL-WARE system. We have reached this position in the CoCo hard drive market by providing our customers with a quality product that they (and we) can be proud to own and use.

A number of drive systems were in the market place when the LR Tech Interface was introduced and 2 have been introduced since. Most of these are no longer available. We provide the only system which provides a combination of standard interface (SASI), rugged unit construction (not hacked to a floppy drive controller), high speed, and reasonable price. **These systems are even several times faster than the standard XT hard drive system.** Ideal for multi-user system because processor does not stop for hard drive access.

**For OS-9
Levels 1
and 2**



System Prices:		
\$469.	\$629.	New! \$759.
10 MEG	20 MEG	40 MEG

Dealer's Inquires Invited!

Hard Drive Interface (Includes Software)

For those who want to put together their own system, we have an exclusive arrangement to distribute the LR Tech Interface. Please note that an interface is not a controller. **A Xebec, WD, or Adaptec SASI controller are required for a drive system.**

To assemble a hard drive system yourself requires some reasonable knowledge of OS-9 and electronic construction and **a hard drive that works.** CoCo 3 users will have to upgrade their Multi-pak.

Only \$119.

Xebec Controller \$139.

CoCo 3 512K Upgrade

The LR Tech 512K upgrade uses all **gold contacts** and **120 nanosecond 256K chips.** Provides large system memory from OS-9 Level 2.

Without Mem Chips \$59.	With Chips \$112.
-----------------------------------	-----------------------------

Special! See software offer on previous page.

Hard Drive Basic

New For the CoCo 3!

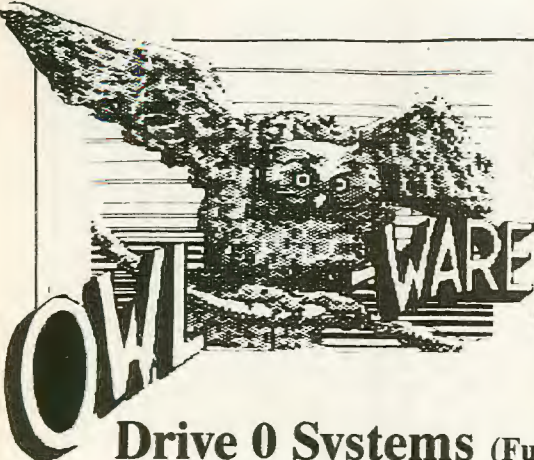
In Answer for the Many Requests to Run BASIC from a Hard Drive

With the development of the CoCo 3, OWL Ware has been able to provide a truly professional Hard Drive System using OS-9. There has not, however, been a method of running your programs from the standard BASIC. With this latest development of the CoCo software aces, it is now possible to partition your hard drive into RSDOS and OS-9 sections. The OS-9 partition runs your OS-9 normally. The RSDOS section is further divided into a number of floppy sized units to run RSDOS programs. The familiar RS disk commands work normally.

There is little more that must be learned.

All of these RS drive sections are available at all times. It is not necessary to use assign commands and get access to only a few of these sections. Programs that use RS-BASIC should work as will all programs which do not force their own disk drivers.

Call about prices. This should be available by the time you read this ad!



DISK DRIVES

OWL-WARE PHONES

ORDERS

(800) 245-6228

PA (215) 682-6855

TECHNICAL HELP

(215) 433-8695

Call for advice

Ask for the *WHISPER DRIVE* for the finest, quietest drive available!

Drive 0 Systems (Full Hgt) \$169. (Half Hgt - DS) \$229.

Drive 0 systems complete with drive, controller, legal DOS, cable, case & power supply, and manual.

Drive 1 Systems (Full Hgt) \$95. (Half Hgt - DS) \$135.

New! New! (3.5" 720K Drive for OS-9) **\$195.**

Drive 1 has drive, case & power supply, and instructions for use with your drive.

(Call for Special Prices on Drive 0, 1, 2, 3 Combos.)

HALF HEIGHT DRIVE UPGRADE KIT FOR RS HORIZONTAL CASES

Why only double the capacity of your system when you can triple in the same case? Kit includes: double sided drive to fit your case, chip to run both sides of new drive, hardware, and detailed instructions. Takes only 5 minutes.

Model **\$119.** Model **\$129.**
500 501

Our prices do not include shipping costs, but do include a discount for cash.

OWL-WARE has a liberal warranty policy. During the warranty period, all defective items will be repaired or replaced at our option and at no cost to the buyer except for shipping costs.

Call our technical help line for return authorization numbers. Return of non-defective items or unauthorized returns are subject to a service charge.

All drives are new and fully assembled. We ship only *FULLY TESTED and CERTIFIED DRIVES* at these low prices. Full height drives are unused surplus and not always available.

We use Fuji, Teac and Other Fine brands. We have *5 years experience* in the CoCo disk drive market! We are able to provide support when you have a problem.

NOW FOR CoCo 1, 2, 3!!

WARRANTIES

Full Hgt 90 days Half Hgt 1 Year

— ORDER LINES (only) —

(800) 245-6228

(215) 682-6855 (PA)

— TECH HELP LINE —

(215) 433-8695

Call for Latest Prices!

**Bonus!
Special
Bundled
Software
with
Disk Drive
Purchase!**



OWL-WARE

P.O. Box 116-A
Mertztown, PA 19539

OWL-WARE Software Bundle

Disk Tutorial - 3 Utilities - 2 Games

DISK TUTOR Ver. 1.1

Learn how to use your disk drive from this multi-lesson, machine language program. This tutor takes you through your lessons and corrects your mistakes for a quick, painless disk drive introduction. (This professionally written tutor is easily worth the bundle's total price.)

OWL DOS

An operating system that gives faster disk access and allows the use of double-sided drives. Corrects a floating point number error on early CoCo systems.

COPY-IT

Quickly copies selected programs between disks. A wild card option selects groups of programs for copy.

VERIFY

Verifies reading of each sector. Bad sectors are listed on the screen.

2 GAMES

We will select 2 games from our stock. These have sold for more than \$20 each.

If sold separately this is over \$125 worth of software!!

Do not mistake this software with cheap, non-professional "Public Domain" software which is being offered by others. All of this software is copyrighted and professional in quality. The tutor is unique with us and has helped hundreds of new users learn their disk drive.

only \$27.95

(or even better)

only \$6.95 with

any Disk Drive Purchase!!



A modification to the ABC educational program

Sounding Out the ABCs

By John M. Linge

September 1987's issue of RAINBOW featured the program *ABC* by Ann B. Mayeux, which helps small children learn the alphabet. My 3-year-old, Regina, loved being able to "type" on the keyboard and get a colorful response with *ABC*.

However, it seemed to me that the program could be enhanced greatly by having the computer speak to her as she pressed the keys. When I scanned the listing, I saw that Mrs. Mayeux had written the program in such a way that I could readily patch it to take advantage of the Tandy Speech/Sound Pak to provide music and speech.

After a bit of trial and error, the program ABCMRG resulted. To use it, type in the listing, being careful to use the line numbers shown. The lines fit between the lines of the original program, except the ones I had to rewrite because of a conflict with Pak operation. Also, the apparent misspellings in the program are there purposely — the

As a systems engineer at a major aerospace company, John Linge has worked with a variety of operating systems and languages. At home, he enjoys using his CoCo for personal and family-oriented purposes.

Speech/Sound Pak does some odd things with the pronunciation of some properly spelled English words, so they must be misspelled in order to be pronounced correctly.

Save the program in ASCII form by entering `SAVE "ABCMRG/BAS"`, A. Rename the original *ABC* program as `"ABCOLD/BAS"` in order to retain it in its original form as a backup, then load it and merge the two programs by entering `MERGE "ABCMRG/BAS"`. Save the merged program as *ABC*.

To run the new *ABC* program, you must have a Speech/Sound Pak installed in Slot 2 or Slot 3 of a Multi-Pak Interface, with the disk controller in Slot 4, as usual. The subroutine that starts at Line 3140 redirects the CoCo sound port to the Pak, and the subroutine starting at Line 3000 resets it. The data starting at Line 3230 is for the notes of the *ABC* song in the Pak's third octave. Each item to be said by the Pak is placed in the variable `LG$`, whose letters are poked into the Pak one at a time by the subroutine at Line 3060.

For each key pressed, the child is told "You pressed," followed by the letter he or she pressed. This helps a small child associate the letter shape with its name. For each graphic, the child is told that

the letter he or she pressed "is for" the graphic shown on the screen. For example, when the child presses A, the computer says, "You pressed A. A is for airplane. A is for alligator. A is for apple." I attempted to have the program identify the object as closely as possible

to the drawing of the object without rewriting the drawing routines, which were programmed very well by Mrs. Mayeux.

When Regina asks to type on "Daddy's computer," we load the modified program. She still enjoys the color and

immediate feedback of her actions, and she also hears the "robot" speak to her.

(Questions or comments about this modification may be directed to the author at 27 Apple Lane, Commack, NY 11725. Please enclose an SASE when writing for a reply.)

Editor's Note: The modified ABC program will be placed on this month's RAINBOW ON TAPE and RAINBOW ON DISK instead of ABCMRG.

✓	410	163	2405	173
	985	70	3160	84
	1685	185	END	121

The listing: ABCMRG

```

49 ' PATCHES TO ABC/BAS TO USE S
/SC
50 W=&HFF7D: X=&HFF00: Y=&HFF7E
51 GOSUB 3000
52 POKE Y,&HAF:GOSUB 3170
53 FOR I=1 TO 2
54 READ X1: POKE Y,X1: GOSUB 317
0
55 NEXT I
61 PRINT@384,"MODIFIED FOR S/SC
BY JOHN LINGE";
62 FOR I=1 TO 43
63 POKE Y,8: GOSUB 3170: POKE Y,
0: GOSUB 3170
64 READ X1,X2,X3
65 FOR J=1 TO X3
66 GOSUB 3140
67 POKE Y,0: GOSUB 3170: POKE Y,
X2: GOSUB 3170
68 POKE Y,1: GOSUB 3170: POKE Y,
X1: GOSUB 3170
69 POKE Y,8: GOSUB 3170: POKE Y,
10: GOSUB 3170
70 NEXT J


```

```

71 NEXT I
72 POKE Y,8: GOSUB 3170: POKE Y,
0: GOSUB 3170
73 POKE Y,&HFF: GOSUB 3170
74 CLS
135 IF A$>="A" AND A$<="Z" THEN
LG$="YOU PRESSED "+A$: GOSUB 307
0
410 PCLS2: SCREEN1,0
435 LG$="AIRPLAYN": GOSUB 3040
485 LG$="AELLIGAYTOR": GOSUB 304
0
495 LG$="APPLE": GOSUB 3040
510 PCLS: SCREEN1,0
525 LG$="BOWT":GOSUB 3040
545 LG$="BIRD": GOSUB 3040
555 LG$="BALLOONS": GOSUB 3040
590 PCLS:SCREEN1,1
605 LG$="CLOUD": GOSUB 3040
655 LG$="CAR": GOSUB 3040
665 LG$="CAT": GOSUB 3040
680 PCLS:SCREEN1,1
695 LG$="DOOR": GOSUB 3040
725 LG$="DAWGG": GOSUB 3040
735 LG$="DISH": GOSUB 3040
750 PCLS:SCREEN1,1
755 LG$="EXIT": GOSUB 3040
775 LG$="ELEPHANT": GOSUB 3040
820 PCLS2: SCREEN1,0
825 LG$="FRAWG": GOSUB 3040
875 LG$="FLOUERS": GOSUB 3040
900 PCLS:SCREEN1,1
905 LG$="GAYT": GOSUB 3040
955 LG$="GRAPES": GOSUB 3040
985 LG$="JIHRAFF": GOSUB 3040
1020 PCLS: SCREEN1,1
1035 LG$="HELICOPTER": GOSUB 304

```

DMC "No Halt" Disk Controller



Unleash your CoCo's potential!

Our new Dual Mode Controller (DMC) implements a new "no halt" mode of operation so it can read from or write to disk all by itself. The 6809 is freed to process other tasks and respond to interrupts. This is how OS-9 was meant to run! But the Radio Shack "halt" mode of operation is also retained to maintain full compatibility with existing non-OS-9 software.

Free! Disk caching software included can speed up OS-9 disk accesses.

SARDIS TECHNOLOGIES

2261 East 11th Ave., Vancouver, B.C., Canada V5N 1Z7

Other DMC features:

- works with original CoCo, CoCo 2, or CoCo 3 (Multi-Pak required)
- no adjustments - all-digital data separator and write precompensation
- gold plated card-edge connectors for reliability
- ROM socket takes 24 pin or 28 pin chip; dual DOS capability
- Radio Shack DOS 1.1 ROM installed
- 8K bytes cache memory on board (32K optional)
- D.P. Johnson's SDISK package (specially modified for DMC) is included at no charge (\$30 value)
- aluminum case
- fully assembled and tested; 120 day limited warranty

To order: DMC controller with RSDOS 1.1 and SDISK (specify OS-9 Level I or II) \$149.50 plus \$5 S/H (\$12 overseas). Add \$16 for 32K RAM option. Terms (prices in \$US); check, money order, VISA. U.S.A. orders shipped via UPS from WA state.

(Also ask about our ST-2900 6809 based expandable single board computer)

(604) 255-4485 (Pacific Time)

Did you know?

...that all the older floppy disk controllers for the CoCo completely tie up (and even halt) the 6809 processor during disk reads and writes? No wonder your keyboard is constantly "losing" characters! Or that your serial port often gives you garbage.

```

Ø
1Ø55 LG$="HOUSE": GOSUB 3Ø4Ø
11ØØ PCLS6: SCREEN1,1
11Ø2 DRAW"BM175,4ØR25D15L5D81R5D
15L25U15R5U81L5U15":PAINT(185,5Ø
),8,8
1115 LG$="ICE CREAM": GOSUB 3Ø4Ø
113Ø PCLS3:SCREEN1,Ø
1135 LG$="JAK IN THE BOX": GOSUB
3Ø4Ø
122Ø PCLS:SCREEN1,1
1235 LG$="KAET":GOSUB 3Ø4Ø
1255 LG$="KEY": GOSUB 3Ø4Ø
1325 LG$="KANGUHROO": GOSUB 3Ø4Ø
134Ø PCLS3: SCREEN1,Ø
1345 LG$="LEAVES": GOSUB 3Ø4Ø
1375 LG$="LAYDEYBUG": GOSUB 3Ø4Ø
141Ø PCLS: SCREEN1,1
1415 LG$="MOUNTENS": GOSUB 3Ø4Ø
1425 LG$="MAILBOX": GOSUB 3Ø4Ø
1435 LG$="MOON": GOSUB 3Ø4Ø
149Ø PCLS: SCREEN1,1
1495 LG$="NEST": GOSUB 3Ø4Ø
1525 LG$="NIGHT": GOSUB 3Ø4Ø
156Ø PCLS: SCREEN1,1
1565 LG$="AOUL": GOSUB 3Ø4Ø
1615 LG$="OTION": GOSUB 3Ø4Ø
1635 LG$="OCTOWPUS": GOSUB 3Ø4Ø
168Ø PCLS: SCREEN1,1
1685 LG$="PICTURE": GOSUB 3Ø4Ø
1695 LG$="PUMPKIN": GOSUB 3Ø4Ø
1715 LG$="PAPER": GOSUB 3Ø4Ø
1725 LG$="PENCIL": GOSUB 3Ø4Ø
178Ø PCLS: SCREEN1,1
1785 LG$="QUILT": GOSUB 3Ø4Ø
1825 LG$="QUEEN": GOSUB 3Ø4Ø
189Ø PCLS3: SCREEN1,Ø
19Ø5 LG$="ROCKET": GOSUB 3Ø4Ø
1955 LG$="RAINBOW": GOSUB 3Ø4Ø
1975 LG$="RABBIT": GOSUB 3Ø4Ø
2Ø2Ø PCLS3: SCREEN1,Ø
2Ø25 LG$="SUN": GOSUB 3Ø4Ø
2Ø45 LG$="SIGN": GOSUB 3Ø4Ø
2Ø55 LG$="SNAKE": GOSUB 3Ø4Ø
2Ø85 LG$="STREET": GOSUB 3Ø4Ø
21ØØ PCLS: SCREEN1,Ø
2115 LG$="TRUCK": GOSUB 3Ø4Ø
2145 LG$="TREE": GOSUB 3Ø4Ø
219Ø PCLS3: SCREEN1,Ø
22Ø5 LG$="UMBERELLA": GOSUB 3Ø4Ø
225Ø PCLS: SCREEN1,1
2255 LG$="VYIOWLIN": GOSUB 3Ø4Ø
2315 LG$="VAZE": GOSUB 3Ø4Ø
2335 LG$="VYOWLETS": GOSUB 3Ø4Ø
236Ø PCLS2: SCREEN1,Ø
2365 LG$="WIHNDOW": GOSUB 3Ø4Ø
24Ø5 LG$="WATERMELON": GOSUB 3Ø4
Ø
244Ø PCLS2: SCREEN1,Ø
2445 LG$="XYLOWPHONE": GOSUB 3Ø4
Ø
249Ø PCLS2: SCREEN1,Ø
2535 LG$="YELLOW YARN": GOSUB 3Ø
4Ø
255Ø PCLS: SCREEN1,1
2585 LG$="ZEEBRA": GOSUB 3Ø4Ø
26Ø5 LG$="ZOO": GOSUB 3Ø4Ø
3ØØØ ' INITIALIZE S/SC
3Ø1Ø GOSUB 314Ø
3Ø2Ø POKE W,1:GOSUB317Ø: POKE W,
Ø:GOSUB317Ø
3Ø3Ø RETURN
3Ø4Ø ' SET UP LEGEND FOR KEYPRES
S
3Ø5Ø LG$=A$+" IS FOR "+LG$
3Ø6Ø ' SAY LEGEND
3Ø7Ø POKE X+1,52: POKE X+3,63: P
OKE X+35,6Ø
3Ø8Ø FOR I=1 TO LEN(LG$)
3Ø9Ø POKE Y,ASC(MID$(LG$,I,1)):G
OSUB 317Ø
31ØØ NEXT I
311Ø POKE Y,13:GOSUB317Ø
312Ø FOR DL=1 TO 1ØØØ:NEXT DL
313Ø RETURN
314Ø ' SET UP S/SC
315Ø POKE X+1,52: POKE X+3,63: P
OKE X+35,6Ø
316Ø RETURN
317Ø ' CHECK FOR S/SC READY
318Ø IF PEEK(Y) AND 128 = Ø THEN
318Ø
319Ø RETURN
32ØØ ' ABC SOUND DATA
321Ø ' ENABLE CHANNEL A ON MIXER
322Ø DATA 7,254
323Ø ' ABC SONG DATA
324Ø ' CC GG AA G
325Ø DATA 1,172,2, 1,172,2, 1,29
,2, 1,29,2, Ø,254,2, Ø,254,2, 1,
29,4
326Ø ' FF EE DDDD C
327Ø DATA 1,64,2, 1,64,2, 1,83,2
, 1,83,2, 1,125,1, 1,125,1, 1,12
5,1, 1,125,1, 1,172,4
328Ø ' GG F EE D
329Ø DATA 1,29,2, 1,29,2, 1,64,4
, 1,83,2, 1,83,2, 1,125,4
33ØØ ' GGG F EE D
331Ø DATA 1,29,1, 1,29,1, 1,29,1
, 1,64,4, 1,83,2, 1,83,2, 1,125,
4
332Ø ' CC GG AA G
333Ø DATA 1,172,2, 1,172,2, 1,29
,2, 1,29,2, Ø,254,2, Ø,254,2, 1,
29,4
334Ø ' FF EE DD C
335Ø DATA 1,64,2, 1,64,2, 1,83,2
, 1,83,2, 1,125,2, 1,125,2, 1,17
2,6
336Ø ' TURN OFF CHANNEL A SOUND
337Ø DATA Ø,Ø,Ø

```

TEXTPRO - IV

"The ULTIMATE Color Computer III Word Processing System"

9 Hi-Res Displays from 58 to 212 columns by 24 lines in 225 Res. Screen Display of Bold, Italic, Underline & Double Width print.
9 Proportional Character Sets Supported with full Justification.
80 Programmable Function Keys & Loadable Function key sets.
Three Programmable Headers and One Programmable Footer.
Automatic Footnote System places lines at the bottom of a page.
7 Tab Commands, with: Center, Left, Right and Decimal align.
Autoexecute Startup files for easy printer & system setup.
8 Pre-Defined & 10 Programmable printer function commands.
Supports Library files for unlimited printing & configurations.
Disk file record access for Mail Merge & Boiler Plate printing.
Complete Automatic Justification, Centering, Flush left & right.
Change indents, margins, line length, etc. anytime in the text.
Create and Edit files larger than memory, up to a full disk.
Easily imbed any number of printer format and control codes.
Compatible with all printers including Laser printers.
Built in Ultra Fast 2 drive RAMDISK for 512K support.

TEXTPRO IV is the most Powerful Word Processing System available for the COCO-3, designed for speed, flexibility and extensive document processing. It is not like most of the other word processing programs available for the Color Computer. If you are looking for a simple word processor to write letters or other short documents, and never expect to use multiple fonts or proportional printing, then most likely you'll be better off with one of the other simple word processors. But, if you want a powerful word processor with extensive document formatting features to handle large documents, term papers, manuals, complex formatting problems and letter writing, then TEXTPRO IV is the answer. It works in a totally different way than most word processing programs. It uses simple 2 character abbreviations of words or phrases for commands and formatting information that you imbed directly in your text. There are over 70 different formatting commands you can use without ever leaving the text your working on. There are no time consuming and frustrating menu chases, you are in total control at all times. You can display the formatted document on the screen before a single word is ever printed on your printer. Including margins, headers, footers, page numbers, page breaks, column formatting, justification, and Bold, Italic, Underline, Double Width, Superscript and Subscript characters.

TEXTPRO IV can even support LASER PRINTERS with proportional fonts, take a good look at this AD? It was done with TEXTPRO IV on an OKIDATA LASERLINE-6 laser printer!!! All of the character sets used on this AD are proportional, all centering, justification, font selection, and text printing was performed automatically by TEXTPRO IV.

What you see is what you get!

TEXTPRO IV has 9 Hi-Resolution screen fonts to choose from, with 58 to 212 characters per line in 225 Resolution, for the best display possible. You can easily match the width of your printed page to the screen and you can have it automatically change display widths as you change printer fonts so you can even display the "fine print". All of the screen fonts can display, Bold, Italic, Underline, Superscript, Subscript and Double Width characters. When you want to see what your printed document will look like, TEXTPRO IV will let you see it on the screen in all its glory, so that, "What you see is what you get".

Standard Commands

TEXTPRO IV has all the document formatting commands you expect in a word processor and then some. The setup commands include: line length, top margin, bottom margin, page length, page numbering on/off, page format on/off, automatic word fill on/off and justification left, center, right or full. Some of the Vertical control features include: Test for a number of lines left on a page, skip to next page, set page number, page pause, single and multiple line spacing.

TEXTPRO IV features 3 programmable Header lines that can be centered, left or right justified and one programmable Footer line. There are 3 commands for continuous, single and paragraph indenting, Center Text, Center Line and Right Justify text with character fill.

Printer & Special Commands

TEXTPRO IV has 8 pre-defined printer & screen commands for Bold, Italic, Double Width, Underline, Subscript, Superscript, Condensed and Double Strike print. It also has 10 programmable functions that you can use to access intelligent printer features like: Graphics, variable line spacing, half line feed, horizontal & vertical positioning. There are also 3 other printer commands that allow you to imbed control code sequences anywhere in the text.

There is a Footnote command that will automatically place footnotes at the bottom of the page. Another command allows you to display a message on the screen and input text from the keyboard, to be included in your printed document. There is also a repeat command that allows you to repeat an entire document or part of one, up to 255 times.

Tab Functions

TEXTPRO IV features an elaborate system of tab commands for complete control over column formatting. There are 10 programmable tab stops that can be defined and re-defined at any time. They can be used to: Center over Tab column, Right Justify to Tab column, Decimal Align over Tab column, Left Justify to Tab column (Normal Tab) and Horizontal Tab. They can also be used with a numeric column position for maximum flexibility.

Proportional Fonts & Printing

TEXTPRO IV is the only Color Computer III Word Processing system that gives you Justified Proportion Printing, which can give your documents and letters that professional touch that just isn't obtainable with fixed or mono spaced printing. And just about all printers today support proportional fonts, and with Laser Printers you can get typesetting quality output for just pennies a page. TEXTPRO IV supports up to 9 proportional fonts, with full justification. And, you can even mix mono spaced and proportional fonts for maximum flexibility. Even if you don't use proportional printing, you can select between Pica, Elite and Condensed fixed width fonts to get fully justified printing.

Mail Merge and Text Processing Disk Functions

TEXTPRO IV supports several commands that allow you to import data or text from other disk files. They allow you to include information like names and addresses for Mail Merge capability, Import standard paragraphs or other information for Boiler Plate type functions and more. Some of the commands include: Open a file, Field a Record, Read a Record into fielded variables, Read single or multiple lines and Trim spaces from the trailing end of fielded variables.

Another powerful disk function not to be overlooked is the "LIBRARY" command that allows you to include the entire contents of a file in your text. This can be very useful for a great many applications. You can use a Library command to automatically include a standard or optional printer setup command file, or to include standard paragraphs, headers or information created from a spread sheet or any other program. And, for printing very large documents that consist of several files linked together.

Autoexec Startup Files

TEXTPRO IV will automatically load and execute a command text file when it first executes. This allows you to customize the program configuration for your system and printer whenever you startup TEXTPRO IV. You can setup the screen display format, colors, adjust automatic key repeat, printer baud rate, load a set of function keys, load your printers control codes and more.

80 Programmable Function Keys

TEXTPRO IV allows you to have up to 80 function keys with just about any kind of information or command sequences you can imagine. Once programmed, you can have a command sequence execute using a single function key. You can also Save and Load function key sets at any time. So, you can have several sets for different writing tasks or projects, the possibilities are endless. Just think, with a single function key you could, load a disk file, search for and replace all the occurrences of a phrase, save the file back to disk, have it processed and printed!

Text Editing

TEXTPRO IV has a powerful, full featured, line oriented screen editor that is faster and more efficient than most editors you've ever worked with. It supports single or multiple line copy and move, global or local search and replace, word and character insert/delete, block delete and much more. It features adjustable automatic key repeat, selectable display foreground and background colors, screen line width and more.

TEXTPRO IV uses fully compatible ASCII formatted files. You can even direct formatted output files to a standard ASCII disk file. It will Load, Save, Append, Kill, Text Process files from disk, Roll part of a file to disk, Get next portion of a file, display a Directory and Backup Ramdisk to & from Floppy disks.

TEXTPRO IV's files are also compatible with spelling checker programs like Spell 'n Fix from Star Kits, a shareware program, available with TEXTPRO IV for your evaluation, just for the asking.

Fully Buffered Keyboard

While many word processing programs are slow and often lose keystrokes, TEXTPRO IV has a fully buffered keyboard that is virtually impossible to out type. Even when it's busy, it will still remember the keystrokes entered. You can enter in commands or whatever, even during insert mode you'll never lose a key.

Professional Word Processing Power

TEXTPRO IV is a powerful tool for both the Casual and Professional Word Processing user. It offers a wide range of features and functions that can satisfy even the most demanding writer. Even though you may not need all of TEXTPRO IV's power and flexibility right now, its not a program that you can easily outgrow. As your needs and skills improve, you'll discover that you won't need to go out and buy another word processing program, TEXTPRO IV will already be ready and waiting. No Text Processing program available for the Color Computer III gives you more Text Processing Power than TEXTPRO IV. It can make your writing appear more professional than you ever thought possible. Check around, see what other word processing programs have to offer in terms of power, speed and flexibility. When your finished comparing them against TEXTPRO IV, you'll see that it's the only real choice for the Color Computer III.

Requires 128K & Disk \$89.95

To order TEXTPRO IV by mail, send check or money order for the amount of purchase, plus \$3.00 for shipping & handling to the address below.

To Order by VISA, MASTERCARD or COD call us at (702) 452-0632
(Monday thru Saturday, 8am to 5pm PST)

CER-COMP LTD.

5566 Ricochet Avenue
Las Vegas, Nevada 89110

(702) 452-0632

Coming Soon: CoCo 1 & 2 versions of TEXTPRO IV

BattleLine Topic No. 1 was announced in mid-October by **Greg Miller** (GREGMILLER) with this question: *Does the high cost of software make piracy just?* Several people took the opportunity to put in their two bits, and it is interesting to note that few users took the position that high software prices justify piracy.

For those new to the game, "BattleLine" refers to the discussion of controversial topics on Delphi. These topics are chosen and announced about once a month, and all users are invited to join in and let their opinions be known. To participate, send your messages in Forum. Also, stick around for the open conference that's held toward the end of the BattleLine period.

If you missed anything, don't worry — all Forum messages and a complete log of the resulting conference will be placed in the Archives area of the database for later perusal by any SIG member. The archive of the piracy BattleLine is there now. Be forewarned, however, that the information is over 100K in size. The main archive file has been broken into several smaller files, which should help those whose terminal programs don't support direct-to-disk file transfers.

As the size of the archive file implies, the first BattleLine seemed to go quite well. Several users responded to the chosen topic and aired their thoughts and feelings. All in all, not too many low blows were thrown (although it might help to see more of these!).

If the topic interests you, download the appropriate files. You can still respond to the issue — kick it around some more and see what you come up with. Nothing says we can't pick the same (or a closely related) topic twice.

We expect the number of users to increase as BattleLine continues. It is part of human nature to want to join in. And the best part of the "battle" is that if you disagree with someone else, you can't get punched in the nose! BattleLine won't leave any casualties; rather,

Cray Augsburg is RAINBOW's technical editor and has an associate's degree in electrical engineering. He and his wife, Ruth Ann, have two children and live in Louisville, Kentucky. His username on Delphi is CRAY.

Delphi's Online Debate Team

By **Cray Augsburg**
Rainbow Technical Editor

it can help us all to understand the impact of certain topics.

By the way, BattleLine topics are not limited to computer-related discussion only. If you have ideas for BattleLine, any "hot" thoughts in your heart or mind, let them be known. Send a Forum

message to Greg Miller, who will spread the word among the staff, which will then choose a topic. You should keep in mind that in these infant stages of BattleLine we are learning to better serve you as members of the SIG. We need your feedback to make this work.

Resource to Delphi

We just received our copy of the new book *DELPHI: The Official Guide*. This book, written by **Michael A. Banks** (KZIN) of the Science Fiction SIG, is 487 pages long and literally jammed with information about Delphi. The information contained in the book is broken into four parts:

Getting Started covers the basics of telecommunications. It also details the basics of the Delphi menu and command systems, ending with a presentation and discussion of the Delphi Main Menu selections.

The DELPHI Member Handbook explains in its 16 chapters major aspects of how to utilize Delphi to the fullest. Topics covered include Business & Finance, Conference, DELPHI Mail,

Database Report

By **Don Hutchison**
Rainbow's Delphi Database Manager

Both OS-9 Online and the CoCo SIG have been very busy since the October Princeton RAINBOWfest. Many users purchased software at the 'fest and are now using it to produce utilities, pictures and other programs that they wish to share with the CoCo population. Our uploading activity following the 'fest was extremely lively! We even uploaded one very popular file, CoCo3FIX.BAS, from the 'fest!

OS-9 Online

In the General Information topic area, **Jim Johnson** (REINDEER) uploaded a "typewriter graphic" file that describes

Don Hutchison is an electrical engineer and lives in Atlanta, Georgia. He works as a senior project engineer involved in the design of industrial control systems. On Delphi, Don is the Database Manager of the RAINBOW CoCo SIG. His Delphi username is DONHUTCHISON.

how to convert 3½-inch disk drive connectors to the type used by 5¼-inch drives. This file is of importance to OS-9 users because his modifications will allow 3½-inch drives of the 720K double-sided, 80-track variety to be used with the existing CoCo disk controller circuitry. **Jim Manning** (JIMBM) uploaded a program that enables booting with 80 columns and using the VDG screen in another window. **Greg Law** (GREGL) sent us a shell script file to merge BASIC09 and RUNB with SYSCALL, INKEY, and GFX2 to alleviate the popular Error #043. **Rix Seacord** (RIX) gave us a review of the new "no halt" DMC controller from Sardis Technology.

In the Programmers Den topic area, Greg Law uploaded a total of eight routines. Included are a CRC checksum calculation routine for Xmodem/Ymodem, a day of the week calculator, a reverse string routine, a Julian date calculator, integer to ASCII (and vice versa) routines, an ASCII to double precision routine, and a C program for executing any OS-9 system call directly from the command line. The

CBASIC III EDITOR/COMPILER

The ULTIMATE Color Computer III BASIC COMPILER!!!

If you want to write fast efficient machine language programs and you don't want to spend the next few years trying to learn how to write them in Assembly language or with a cheap compiler, then CBASIC III is the answer!!!

CBASIC III is the only fully integrated Basic Compiler and Program Editing System available for the Color Computer 3. It will allow you to take full advantage of all the capabilities available in your CoCo-3 including 512K RAM, without having to spend years trying to learn assembly language programming. CBASIC III allows you to create, edit and convert programs from a language you are already familiar with Enhanced Disk Color Basic, into fast efficient machine language programs easily and quickly. CBASIC III supports all the enhanced hardware available in the CoCo-3, including Hi-Res Graphics, & Screen displays, Extended Memory and Interrupts (Keyboard, Timer, Serial & Clock). We even added advanced commands not available in Basic to give you a level of control only available to very advanced Machine Language Programmers. Plus we made it exceptionally easy to use, not like some other compilers. CBASIC III is the friendliest and easiest compiler available for the Color Computer III.

CBASIC III is a powerful tool for the Beginner as well as the Advanced Basic or Machine Language programmer. You can write programs without having to worry about the Stack, DP Register, memory allocations and so on, because CBASIC III will handle it for you automatically. For Advanced users, CBASIC III will let you control every aspect of your program, even generating machine code directly in a program easily.

CBASIC III features well over 150 Compiled Basic Commands and Functions that fully support Disk Sequential and Direct access files, Tape, Printer and Screen I/O. It supports ALL the High and Low Resolution Graphics, Sound, Play and String Operations available in Enhanced Color Basic, including Graphics H/GET, H/PUT, H/PLAY, H/DRAW, all with 99.9% syntax compatibility. CBASIC III also supports the built in Serial I/O port with separate programmable printer & serial I/O baud rates. You can send and receive data with easy to use PRINT, INPUT, INKEY, GETCHAR and PUTCHAR commands.

CBASIC makes full use of the powerful and flexible GIMI chip in the Color Computer 3. It will fully utilize the 128K of RAM available and install 2 Ultra Fast Ramdisks if 512K is available, for program Creation, Editing and Compilation. You can easily access all 512K of memory in a Compiled program thru several extended memory commands that can access it in 32K or 8K blocks and single or double bytes.

CBASIC has its own completely integrated Basic Program Editor which allows you to load, edit or create programs for the compiler. It is a full featured editor designed specifically for writing Basic programs. It has block move and copy, program renumbering, automatic line number generation, screen editing, printer control and much more.

The documentation provided with CBASIC III is an 8 1/2 by 11 Spiral Bound book which contains approximately 120 pages of real information. We went to great lengths to provide a manual that is not only easy to use and understand, but complete and comprehensive enough for even the most sophisticated user.

CBASIC III is the most expensive Color Basic Compiler on the market, and well worth the investment. You can buy a less expensive compiler for your CoCo-3, and then find out how difficult it is to use, or how limited its features are. Then you'll wish you had bought CBASIC III in the first place. Dollar for dollar, CBASIC III gives you more than any other compiler available. If you can find a better CoCo-3 Basic Compiler then buy it!!!

Requires 128K & Disk \$149.00

DATA PACK III PLUS V1.1

SUPER SMART TERMINAL PROGRAM AUTOPILOT & AUTO-LOG PROCESSORS X-MODEM DIRECT DISK FILE TRANSFER VT-100 & VT-52 TERMINAL EMULATION

- No lost data even at 2400 Baud on the COCO-3 Serial I/O port.
- 8 Display Formats, 32/40/64/80 columns at 192 or 225 Res.
- 50K Text Buffer when using the Hi-Res Text Display & Disk.
- ASCII & BINARY disk file transfer support via XMODEM.
- Directly record receive data to a disk file (Data Logging).
- VT-100 terminal emulation for VAX, UNIX and other systems.
- VT-100/52 cursor keys, position, insert/delete, PF & Alt. keys.
- Programmable Word Length, Parity, Stop Bits and baud rates.
- Complete Full and Half Duplex operation, with no garbled data.
- 9 Variable length, Programmable Macro Key buffers.
- Programmable Printer rates from 110 to 9600 baud.
- Send Files directly from the Buffer, Macro Keys or Disk.
- Display on Screen or Print the contents of the Buffer.
- Freeze Display & Review information On Line with no data loss.
- Built in Command Menu (Help) Display.
- Built in 2 Drive Ramdisk for 512K RAM support and much more.

Supports: R.S. Modem-Pak & Deluxe RS-232 Pak, even with Disk.

Requires 128K & Disk, \$59.95

EDT/ASM III

128/512K DISK EDITOR ASSEMBLER

EDT/ASM III is a Disk based co-resident Text Editor & Assembler. It is designed to take advantage of the new features available in the CoCo-3 with either 128K or 512K of memory. It has 8 display formats from 32/40/64/80 columns by 24 lines in 192 or 225 Resolution, so you use the best display mode whether you are using an RGB or Composite monitor or even a TV for your display. Plus you can select any foreground or background colors or even monochrome display modes. It will even support 512K by adding an automatic 2 drive Ultra Fast Ramdisk for lightning fast assembly of program source code larger than memory. There is also a free standing ML Debug Monitor, to help you debug your assembled programs. EDT/ASM III has the most powerful, easy to use Text Editor available in any Editor/Assembler package for the Color Computer.

- Supports Local and Global string search and/or replace.
 - Full Screen line editing with immediate line update.
 - Easy to use Single keystroke editing commands.
 - Load & Save standard ASCII formatted file formats.
 - Block Move & Copy, Insert, Delete, Overtyping.
 - Create and Edit files larger than memory.
- The Assembler portion of EDT/ASM III features include:
- Supports the full 6809 instruction set & cross assembles 6800 code.
 - Supports Conditional IF/THEN/ELSE assembly.
 - Supports Disk Library file (include) up to 9 levels deep.
 - Supports standard Motorola assembler directives.
 - Allows multiple values for FCB & FDB directives (unlike R.S. EDT/ASM)
 - Allows assembly from the Editor Buffer, Disk or both.

Requires 128K & Disk \$59.95

TEXTPRO IV

"The ADVANCED COCO-3 Word Processing System"

- 9 Hi-Res Displays from 58 to 212 columns by 24 lines in 225 Res.
- On Screen Display of Bold, Italic, Underline & Double Width print.
- Up to 8 Proportional Character Sets Supported with Justification.
- Up to 80 Programmable Function Keys & Loadable Function key sets.
- Fully Buffered keyboard accepts data even during disk access.
- Autoexecute Startup files for easy printer & system configuration.
- 8 Pre-Defined Printer function commands & 10 Programmable ones.
- Supports Library files for unlimited printing & configurations.
- Disk file record access for Mail Merge & Boiler Plate printing.
- Completely Automatic Justification, Centering, Flush left & right.
- Change indents, margins, line length, etc. anytime in the text.
- Create and Edit files larger than memory, up to a full disk.
- Easily imbed any number of printer format and control codes.
- Built in Ultra Fast 2 drive RAMDISK for 512K support.

TEXTPRO IV is the most advanced word processing system available for the COCO-3, designed for speed, flexibility and extensive document processing. It is not like most of the other word processing programs available for the Color Computer. If you are looking for a simple word processor to write letters or other short documents, and never expect to use multiple fonts or proportional spacing, then most likely you'll be better off with one of the other simpler word processors. But, if you want a powerful word processor with extensive document formatting features to handle large documents, term papers, manuals, complex formatting problems and letter writing, then TEXTPRO IV is what you're looking for. It works in a totally different way than most word processing programs. It uses simple 2 character abbreviations of words or phrases for commands and formatting information that you imbed directly in your text. There are over 70 different formatting commands you can use without ever leaving the text you're working on. There are no time consuming, and often frustrating menu chases, you are in total control at all times. You can see what the formatted document will look like before a single word is ever printed on your printer. Including margins, headers, footers, page numbers, page breaks, column formatting, justification, and Bold, Italic, Underline, Double Width, Superscript and Subscript characters right on the screen.

TEXTPRO IV can even support LASER PRINTERS with proportional fonts, take a good look at this AD? It was done with TEXTPRO IV on an OKIDATA LASERLINE-6 laser printer!!! All the character sets used on this AD are proportional spaced characters, all centering, justification, and text printing was performed automatically by TEXTPRO IV.

Requires 128K & Disk \$89.95

HI-RES III Screen Commander

The DISPLAY you wanted but didn't get on your CoCo-3

- 54 Different Character Sizes available from 14 to 212 cpl.
- Bold, Italic, Underline, Subscript, Superscript and Plain character styles.
- Double Width, Double Height and Quad width characters.
- Scroll Protect form 1 to 23 lines on the screen.
- Mixed Text & Graphics in HSCREEN 3 mode.
- PRINT @ is available in all character sizes & styles.
- Programmable Automatic Key repeat for fast editing.
- Full Control Code Keyboard supported.
- Selectable Character & Background color.
- Uses only 4K of Extended (2nd 64K) or Basic RAM.
- Written in Ultra Fast Machine Language.

HI-RES III will improve the standard display capabilities of the Color Computer 3, even the 40 and 80 column displays have several features missing. For example, you can't use PRINT @ or have different character sizes on the same screen, even when mixing text and graphics with the HPRINT command. HI-RES III can give you the kind of display you always dreamed about having on your CoCo-3, with a wide variety of display options that you can easily use with your Basic or ML programs.

HI-RES III is totally compatible with Enhanced Color Basic and its operation is invisible to Basic. It simply replaces the normal screen display with an extremely versatile display package. With the full control code keyboard, you can control many of HI-RES III extended functions with just a couple of simple keystrokes.

Requires 128K Tape or Disk \$34.95

512K RAMDISK & MEMORY TESTER

RAMDISK is an ALL Machine Language program that will give you 2 ULTRA High Speed Ram Disks in your CoCo-3. It does not need or require the OS-9 operating system. It works with R.S. DOS V1.0 or V1.1 and it is completely compatible with Enhanced Color Disk Basic! Plus it allows your CoCo-3 to run at double speed all the time even for floppy disk access!!! It will not disappear when you press reset like some other ramdisk programs. The MEMORY tester is a fast ML program to test the 512K ram. It performs several bit tests as well as an address test so you know that your 512K of memory is working perfectly.

Requires 512K & Disk \$19.95

"The SOURCE III"

DISASSEMBLER & SOURCE CODE GENERATOR

The SOURCE III will allow you to easily Disassemble Color Computer machine language programs Directly from Disk and generate beautiful, Assembler compatible Source code.

- Automatic label generation and allows specifying FCB, FDB and FCC areas.
- Disassemble programs Directly from disk, unlike other disassemblers.
- Automatically locates Begin, End and Execution address.
- Output Disassembled listing with labels to the Printer, Screen or both.
- Generates Assembler source files directly to disk or printer.
- Built in Hex/Ascii dump/display to locate FCB, FCC & FDB areas.
- 8 Selectable Display formats 32/40/64/80 columns in 192 or 225 Res.
- Selectable Foreground & Background colors & Printer Baud rates.
- Built in Disk Directory an Kill file commands.
- Menu display with single key commands for smooth, Easy operation.
- Written in Ultra Fast Machine Language.

Requires 128K & Disk \$49.95

To order products by mail, send check or money order for the amount of purchase, plus \$3.00 for shipping & handling to the address below.

To Order by VISA, MASTERCARD or COD call us at (702) 452-0632 (Monday thru Saturday, 8am to 5pm PST)

CER-COMP LTD.

5566 Ricochet Avenue
Las Vegas, Nevada 89110
(702) 452-0632

Electronic Mail, Entertainment, Groups and Clubs, People on DELPHI, Workspace, Using DELPHI, HELP and Using the OnlineText Editors.

DELPHI Users Guide describes various shortcuts you can use to maximize the benefits of using Delphi. Applications of Delphi to your personal and business life are covered, as well.

Reference contains four appendices: Index to DELPHI Services, DELPHI Membership Agreement, Troubleshooting and Dial-Up Guide (access numbers for Tymnet, Telenet and Data-pac).

DELPHI: The Official Guide is well-written and well-organized. The information is presented in a logical manner and is, therefore, very useful for the beginning, intermediate or advanced user. The book, which can be ordered online, costs \$19.95. To order online, first go to the Delphi Main Menu. Select Using-DELPHI and then Manuals. Finally, choose Order DELPHI Guide and answer the questions appropriately. We think you will appreciate the value of the book as well as the effort Mr. Banks has put forth to ensure the clarity, accuracy and completeness of the information it contains. □

program will perform the system call requested, give a dump of all the registers, and then exit with the status code indicated from the system call itself.

In the Users Group topic area, **Dennis Weldy** (OS9ER) provided DL.ASM, a deleting utility that accepts names from a pipe; DISKID, which allows the user to rewrite the disk name and date on a disk after BACKUP has overwritten it; DISKCAT.B09, a BASIC09 utility to print a hierarchical directory of a disk to the printer; DIRW.C, for providing directories with wild cards; and DIR.ASM, a directory utility for 64-column screens.

In the Utilities topic area, Greg Law provided ECH0 that accepts control characters on the command line. **Rick Adams** (RICK-ADAMS) provided an updated CC2 command for use with the C compiler package that combines the C.PREP, C.PASS1, C.PASS2 and C.OPT steps via pipes.

In the Telcom topic area, **Bob Montowski** (GRAPHICSPUB) uploaded the BASIC09 BBS package that he used formerly. **Bill Brady** (WBRADY) sent us BT, a simple terminal program written in BASIC for those who have an Atari ST and only the personal pak.

In the Graphics & Music topic area, **Pat Abramovitch** (HUBBS) uploaded a program that draws a "512K on board" sign


on a 40-column graphics screen. (He says he was inspired by Rick Adams' *Rickey-term* macros.) **Toni Ryan** (TNTRHODAN) sent us a new 512K version of his popular *BDraw* program, written in BASIC09. **Steve Clark** (STEVECLARK) provided us with his *MacPaint* picture display and print utility for Level II. He included documentation as well as the C source code. Rick Adams gave us a WLABEL command that will put a Macintosh-style window label at the top of all your windows. Rick also uploaded a COLOR command for Level II, including C source code.

CoCo SIG

In the General Information topic area, **Kevin Nickols** (NICKOLS) posted the Tandy newsletters for September and October. **Marty Goodman** (MARTYGOODMAN) posted his report on RAINBOWfest. I provided a patch for the CoCo 3 demo program from Spectral Associates that provides enhanced disk performance for those with high-performance drives.

In the CoCo 3 Graphics topic area, **David Mills** (DAVIDMILLS) uploaded his picture of the White House, which won first prize in November's CoCo Gallery. **Mark O'Pella** (MDODELPHI) sent us his KALISCOPE.BAS program. **David Tilman** (DAVIDTILMAN) provided us with some nifty palette animation and preset motion

Model 101 Interface \$39.95



- Serial to parallel interface
- Works with any COCO
- Compatible with "Centronics" parallel input printers
- 6 switch selectable baud rates 300-600-1200-2400-4800-9600
- Small size 4.5" x 2.5" x 1.25"
- Comes complete with cables to connect to your computer and printer

Model 104 Deluxe Interface \$51.95



- Same features as 101 plus
- Built in serial port for your modem or other serial device
 - Switch between parallel output and serial output
 - Size is 4.5" x 2.5" x 1.25"
 - Comes complete with cables to connect to your computer and printer

Model 102 Switcher \$35.95



- Connect to your COCO serial port and have 3 switch selectable serial ports
- Color coded indicator lights show switch position
- Lights also serve as a power on indicator for your COCO
- Heavy gauge blue anodized aluminum cabinet with non-slip rubber feet

Model 105 Switcher \$14.95



- Connects to your COCO to give you 2 switch selectable serial ports
- 3 foot cable to connect to your COCO's serial port
- The perfect item to use to connect a printer and a modem to your COCO
- Small in size, only 4.5 x 2.5 x 1.25

The Model 101, 102, 104 and 105 work with any COCO, any level basic and any memory size. These products are covered by a 1 year warranty.

The Model 101 and 104 work with any standard parallel input printer including Gemini, Epson, Radio Shack, Okidata, C. Itoh, Seikosha, Panasonic and many others. They support BASIC print commands, word processors and graphic commands.

We manufacture these products - dealer inquiries are invited.

Cassette Label Program \$6.95

- New Version - tape transferable to disk - save and load labels from tape to disk
- Prints 5 lines of information on pin-feed cassette labels
- Menu driven, easy to use
- Standard, expanded and condensed characters
- Each line of text automatically centered.
- Label display on CRT, enabling editing before printing
- Program comes on tape and is supplied with 24 labels to get you started
- 16K ECB required

Ordering Information

Free shipping in the United States (except Alaska and Hawaii) on all orders over \$50.00. Please add \$2.50 for shipping and handling on orders under \$50.00.

Ohio residents add 6% sales tax. Call (513) 677-0796 and use your VISA or MASTERCARD or request C.O.D. (Please add \$2.00 for C.O.D. orders). If you prefer, send check or money order; payable in U.S. Funds to:

Metric Industries
P.O. Box 42396
Cincinnati, Ohio
45242

Other Quality Items

High quality 5 screw shell C-10 cassette tapes. \$7.50/dozen

Hard plastic storage boxes for cassette tapes. \$2.50/dozen

Pin-Feed Cassette Labels
White \$3.00/100
Colors \$3.60/100 (specify red, blue, yellow, tan)

NEW! Cables for your COCO

- U.L. listed foil-shielded cable
- 2 Types: male/female extension cables (used between a serial device and existing cable) male/male cables (used between two serial devices such as a modem and one of our switchers).
- 3 ft./\$3.95, 6 ft./\$4.49, 10 ft./\$5.59 Specify M/M or M/F and length.

The 101 and 104 require power to operate. Most printers can supply power to your interface. (Star, Radio Shack and Okidata are just a few that do - Epson and Seikosha do not). The interfaces can also be powered by an AC adaptor; Radio Shack model 273-1431 plugs into all models. If you require a power supply, add a "P" to the model number and add \$5.00 to the price. (Model 101P \$44.95, Model 104P \$56.95).

utility programs. I uploaded MGE pictures of two lovely ladies, and a picture of Lonnie Falk for contrast. **Jason Forbes** (COCO3KID) gave us some more converted Atari ST pictures and a program to display two-dimensional fractal designs. **Jeff Butler** (JEFFBUTLER) sent us his MGE-to-CM3 converter utility. **Bruce Farrington** of Computize (BFCOMPUTIZE) kindly provided the *Color Max Deluxe* cycling demos that he used at RAINBOWfest (these were uploaded at the request of several 'fest-goers). **Bob Montowski** (GRAPHICSPUB) became very popular with the male SIG members this month by providing 24 digitized Playmate pictures. **Ana Landa** (ANA) provided several Halloween pictures that were converted from her original PMODE 4 drawings. **Craig Luecke** (LUECKE) uploaded two pictures in the new GIF format, since *Color Max* is now capable of reading this format. Craig also sent us his clip set of vegetables and fruits and a *21 Jump Street* calendar. **Richard Trasborg** (TRAS) uploaded a Playmate picture, the entire *CoCo Max III* demo disk, his first cycling picture (called "Snake") drawn under *CoCo Max III*, and the second in his series of "Coloring Book" pictures. Richard also uploaded an erotic picture called "Marabel," which was originally drawn by Mike Trammell. **Michael Schneider** (MSCHNEIDER) pro-

vided MAX.MGE, a few adult MGE pictures, and a picture of Albert Einstein.

In the Classic Graphics topic area, Jason Forbes uploaded a program that displays two-dimensional fractal designs.

In the Source for 6809 Assemblers topic area, **Roger Krupski** (HARDWAREHACK) uploaded a CoCo reader for the Speech and Sound Pak, and a "remote host" utility. I provided a high-speed utility for comparing two machine language disk files.

In the Utilities & Applications topic area, Michael Schneider uploaded the *Spell 'n Fix* programs. **Kurt Stecco** (HIGH-RAILER) uploaded a program for the CoCo 3 that will print gift certificates on a DMP printer. I uploaded a program of patches for the CoCo 3 DOS that was given to me at RAINBOWfest by its author, Vernon Nemitz.

In the Hardware Hacking topic area, **Randy Poppe** (RPOPPE) provided us with the schematic diagram for the Hi-Res joystick input module used by *CoCo Max III*. The file is in the form of a *CoCo Max III* picture file. **Paul Schmidt** (PAULK9PS) sent us instructions concerning converting the Deluxe RS-232 pack to modem pack addressing. Jim Johnson provided two informative hardware articles. The first one described how to convert the data and power connectors for 3½-inch disk drives

to the type of connectors used by the older 5¼-inch drive systems. This information is of particular value because once the matter of the different connectors is fixed, 3½-inch drives of the 720K double-sided, 80-track variety will work with the existing CoCo disk controller circuitry. Jim's second article provided information concerning the new model No. 26-3124 multi-pack in the form of a "typewriter graphic" schematic. I provided a file that describes some cautions and advice for those who may be considering installing a second phone line for exclusive use with their computer.

In the Music & Sound topic area, **Mark Raphael** (MARKRAPHAEL) sent us two more *Musica* files, *Sunny Side* and *Rainy Day*.

In the Games topic area, David Tilman sent us two games, HAVA1 and HAVA2.

In the Data Communications topic area, **Mike Andrews** (MANDREWS) uploaded a patch for Version 2.0 of *Rickeyterm* that provides Ymodem downloading capabilities. Delphi supports the efficient Ymodem protocol, so this patch is sure to be popular among *Rickeyterm* users. **Gerry Thomas** (INET191) uploaded the documentation file for *Ultimaterm*.

As you can see, we have a lot of new and very good material online for our CoCo users. See all of you online on Delphi!

Hardware Special Communications Package

300/1200 baud Fully Hayes
compatible
Modem - 2 Year Warranty

\$129.00

[Modem & Cable]

300/1200/2400 baud
Fully Hayes
Compatible Modem - CCITT
2 Year Warranty

\$249.00

[Modem & Cable]



THE OTHER GUYS CoCo

55 North Main Street
Suite 301-D
PO Box H
Logan Utah 84321

Software

'KEEP-TRAK' General Ledger Reg. \$69.95—Only \$39.95

"Double-Entry" General Ledger Accounting System for home or business: 16k, 32k, 64k. User-friendly, menu-driven. Program features: balance sheet, income & expense statement (current & 'YTD'), journal, ledger, 899 accounts (2350 entries on 32k & 64k (710 accounts & entries on 16k) [disk only]. Version 1.2 has screen printouts.
Rainbow Review 1.1 - 9/84 : 1.2-4/85

"OMEGA FILE" Reg. \$69.95—ONLY \$24.95

Filing data base. File any information with Omega File. Records can have up to 16 fields with 255 characters per field (4080 characters/record). Sort, match & print any field. User friendly menu driven. Manual included (32k/64k disk only).
Rainbow Review 3/85. Hot CoCo 10/85

BOB'S MAGIC GRAPHIC MACHINE

Can generate BASIC code to use in your programs. Easy drawing and manipulation of circles, ellipses, boxes, lines and ARCS. Single joystick operation with on line HELPS at all times. Allows text on the graphics screen & movement of objects on the screen. Can be used as a stand-alone graphics editor. Instruction Manual. **GRAPHICS EDITOR. REG. \$39.95—ONLY \$24.95** for disk or tape. 64k ECB.
Rainbow Review 7/85, Hot CoCo 9/85 "The graphics bargain of the year"

'KEEP-TRAK' Accounts Receivable.

Features: auto interest calculation, auto ageing of accounts, installment sales, total due sales, explanation space as long as you need, detailed statements, 'KEEP-TRAK' General Ledger tie in, account number checking, credit limit checking & more. User friendly/menu driven. Includes manual. **\$39.95** or **\$49.95** General Ledger & Accounts Receivables. [Disk Only].

'COCO WINDOWS'

With hi-res character display and window generator. Features an enhanced key board (klicks) and 10 programmable function keys. Allows the user to create multiple windows from basic. Includes menu driven printer setup and auto line numbering. Four function calculator, with memory. The above options can be called anytime while running or writing in BASIC. APPLE PULL YOUR DRAPES. YOU DON'T WANT TO SEE THIS. **\$24.95** [disk or tape] includes manual.



(801) 753-7620
(800) 942-9402

[Add \$3.00 for postage & handling]

C.O.D., Money Order, Check in U.S. Funds [Please specify if J&M controller]

NEW FREE
CATALOG

In the September 1987 issue of RAINBOW (Page 150), I wrote an article on how to build an EPROM emulator using a RAM chip backed up with a battery. That was all well and good, and I thought that was the end of that. But it wasn't. A reader called me up and told me about his problem with the emulator — he had a problem erasing it.

A regular EPROM has a specific method of erasing — you need an EPROM eraser. All EPROMs have a window on top that allows you access to the chip's memory cells. Exposing that window to ultraviolet light erases all data in the EPROM.

When an EPROM is new, and every time you erase it, the EPROM memory cells contain "logical 1"; or, in the case of an eight-bit EPROM, a Hex value of \$FF (that is, eight logical high levels). When you program an EPROM, the logical 1 changes to a logical 0. And there is only one way the programmer can change that cell back to a logical 1 — use an eraser.

Since the chip I used was a RAM instead of an EPROM, my EPROM emulator had no window. You could not erase it with an EPROM eraser, but that did not seem to be a problem. Unlike an EPROM, a RAM chip cell can be changed to a logical 1 just by writing to it. In most cases, all you had to do was plug the RAM-based EPROM emulator and run the programmer software. No problem, the emulator was programmed.

There are always exceptions to the rule. In sync with today's world of "faster is better," the people who wrote EPROM programmer software were looking for faster ways to program an EPROM, each cell of which has to be programmed separately. Each EPROM cell takes a small fraction of a second to program, which does not seem like a very long time; but with EPROMs getting bigger and bigger, those "fractions" add up, and it takes longer and longer to program them.

The software experts thought of one way to shorten the programming time: Since an EPROM contains all \$FFs when it is new and just after it is erased,

Tony DiStefano is a well-known early specialist in computer hardware projects. He lives in Laval Ouest, Quebec.

Build an . . .

Electronic EPROM Emulator Eraser

By Tony DiStefano
Rainbow Contributing Editor

why not use that fact when programming? So, when the software is programming an EPROM, it first checks to see if the present data byte to be programmed is \$FF. If it is, the software doesn't bother to program that byte, as it is already an \$FF on the EPROM. Instead, it goes on to the next byte. The more \$FFs there are in the data to be programmed, the faster it goes. Makes sense, doesn't it? Right! To further aggravate the problem, some EPROM programmers check for \$FFs and won't even start if your EPROM isn't right.

Now, that is a problem. You can't erase the EPROM emulator with an eraser, and you can't program \$FFs into it. You can't even unplug the battery to let the memory "forget"; that would make the EPROM emulator all zeros. What are you to do? Well, here is the answer. Build an Electronic EPROM Emulator Eraser. Wow, what a mouthful! But it will solve your problem.

Building It

To start with, you will need the standard tools you usually use on a project: soldering iron, solder, cutters, screwdrivers and the like. The parts list shows you what you will need. Some of these parts are not available at your local Radio Shack store, but they

should all be available at a good electronics store.

Note that this project does not have to be plugged into a CoCo to work, and is completely self-contained. However, it does need a 5-volt supply. If you build it on a CoCo-compatible proto-board, you can get 5 volts from the CoCo's power supply. The 5-volt supply is available on Pin 9, and ground is on Pin 33.

First, let's start off with some theory. The EPROM emulator is mainly a RAM chip, so let's review our knowledge of RAM chips. Basically, this RAM chip has 13 address lines (A0 to A12), eight data lines (D0 to D7), one read/write line and some ChipEnable lines. Since this chip is emulating an EPROM, all lines are about the same except for the read/write line. It changes to the program (PGM) line. What we have to do is program the chip for \$FFs, so all DATA lines are tied to Vcc, which is 5 volts and logical 1, using the PGM pin (See Figure 1) to strobe this data (always \$FF) to the chip.

Every memory location has to be programmed this way. The easiest way to access every location is to do them in sequence, one at a time. For that you need some binary counters. Two of them will have enough bits to cover all addresses. In fact, if you study Figure 1, you will see the counters I am using are 74LS393. Each of these packages have two 4-bit counters. I am using two chips to give us a total of 16 bits. That is more than enough for us to use.

Setting up these counters is quite easy. The last bit of the first counter, QD (most significant bit), connects to the clock of the next, and this is repeated two more times to include all counters. The clock to the counter comes from a free-running clock. The LM555 is a versatile timer that can be used as a "one shot" or resettable timer, but I am using it as a free-running timer. That means that the output clocks high and low continuously, which is necessary in our case.

So, the output of the 555 is connected to the clock of the first counter. The clear (CLR) of the counters and the reset (R) of the 555 are connected together to an RC constant, which is just a capacitor that charges through a resistor. When you first turn the power on, the cap is discharged. Therefore, the

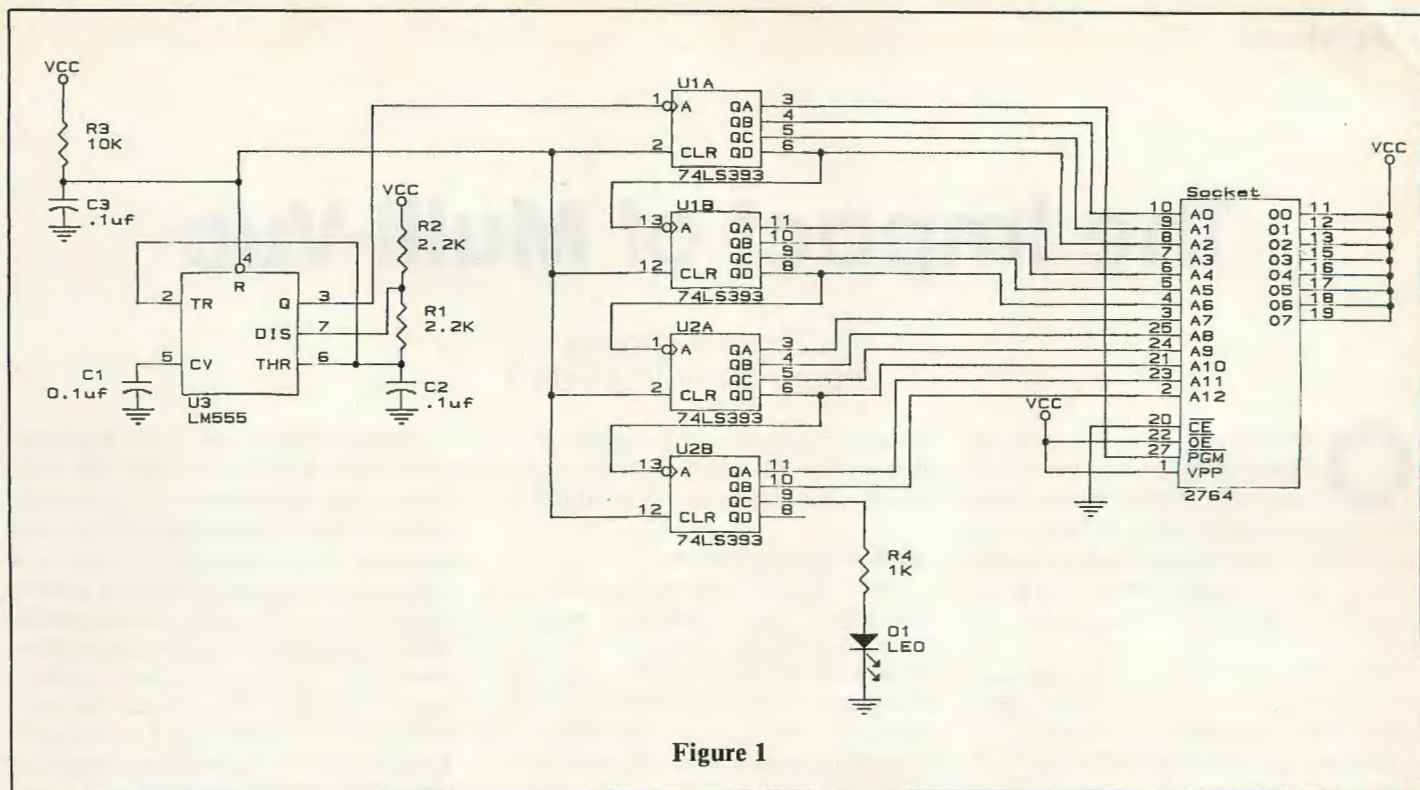


Figure 1

555 and the counter are held inactive. When the cap charges to 5 volts, it activates the 555 and counters. This is done in order to give the power supply time to stabilize and to make sure that all the chips are properly powered before starting. It also clears all the counters to zeros.

Once the power is stabilized and the reset releases, the 555 starts to clock. That starts the counters. If you notice, the first bit is connected to the PGM pin of our 2764 socket. That programs (or pulses) the data (\$FF) into each chip. The next 13 bits of the counter are connected to address lines. It should be clear to you by now that all address lines have to be used.

The next bit on our counters is connected to an LED and a resistor. Last month I covered the theory on LEDs, so everyone should be up on it. This LED is used as an indicator to tell you that the process is finished. If you let the process continue, the LED will go off again and then on again. This will not hurt the chip, but it is not necessary to do it twice — once is enough.

Constructing the project is not too hard. It is recommended that you use sockets for all the chips. Use a 28-pin, ZIF socket for the 2764. If your budget does not allow for one, use a good quality socket, at least. Some of the cheap sockets are good only for one or two insertions. Figure 1 shows all connections except power and ground.

The following is a power and ground connection list for this project:

Chip Number	Power (5v)	Ground
U1	14	7
U2	14	7
U3	8	1
2764	28	14

It would be a good idea to run a few tests before you plug the EPROM emulator into the eraser. Turn the power on and check with a digital probe or meter to see if the 555 is working and if all the address lines are clocking. You should also see if the LED lights up after a while. Check for the proper 5 volts and ground on the 2764 socket. That should be all there is to it.

Erasing an EPROM emulator is simple. With the power to the eraser

turned off, insert the EPROM emulator. Turn the power on until you see the LED go on. Then turn the power off and remove the EPROM emulator. And that's that. □

Part	Description
U1	74LS 293
U2	74LS 293
U3	LM 555
C1	.1uf 25 V
C2	.1uf 25 V
C3	.1uf 25 V
R1	2.2K ¼ W
R2	2.2K ¼ W
R3	10K ¼ W
R4	1K ¼ W
D1	Red LED

Parts List

One-Liner Contest Winner . . .

If there is not a mouse in your house, do not despair! "Micki the Quicki Mouse" is here to fill the void.

The listing: 7Ø PMODE4:PCLS:SCREEN1,1:FORX=1T
 O3Ø:CIRCLE(128,7Ø),3*X/4:CIRCLE(
 1Ø7,41),3*X/6:CIRCLE(148,4Ø),3*X
 /6:CIRCLE(128,13Ø),5*X/4:NEXT:DR
 AW"BM154,7ØR2Ø":DRAW"BM154,8ØR16
 ":DRAW"BM1Ø4,8ØL16":DRAW"BM1Ø4,7
 ØL2Ø":DRAW"BM16Ø,149R6U6R8U8R1ØU
 1ØR1ØU2Ø":LINE INPUT

Ronald E. McClintock, Falls Church, VA

(For this winning one-liner contest entry, the author has been sent copies of both *The Third Rainbow Book of Adventures* and its companion *The Third Rainbow Adventures Tape*.)

A first look at Tandy's user-friendly interface
for OS-9 Level II

The Impact of Multi-View

By Cray Augsburg
Rainbow Technical Editor

Over the years we have seen quite a few changes in the Color Computer. Some changes have been superficial, while others were somewhat drastic design changes made in line with Tandy's commitment to provide a truly powerful machine at the lowest price possible.

The changes made in the software area have been obvious, as well. How many can remember not having Extended BASIC? What about Disk BASIC? Then, to top things off, Tandy licensed OS-9 Level I from Microware. Now, with the advent of the CoCo 3, we have OS-9 Level II. This operating system, complete with windows, has brought a power to the CoCo that few of us could have foreseen.

The problem with such power is that it often involves a great deal of complexity. Let's face it, OS-9 is no breeze to learn and understand! For some time now, we have needed a way to organize all of that power in order to utilize it to its fullest. The latest entry in the progression toward a powerful but easy-to-use system, *Multi-View*, provides us with that organizational ability.

Multi-View is an environment within an environment. Most people refer to programs of its nature as a "user interface," which is simply the method we use to interact with the computer. We have gone from toggle switches to keyboards, from joysticks to mice. But the computer presents information to us in much the same way it has throughout the personal computing era — via a video display. However, the format in which the data is displayed has changed. With pull-down menus and a "point-

and-click" interface, the machine becomes easier to understand and control. This is what *Multi-View* is all about.

Multi-View as a System

Multi-View utilizes the general structure of OS-9 along with the windows from Level II to provide an easy method of user interaction with the Color Computer. It is a system that keeps track of where you are and allows for a sensible organization of the data you want to use. And, by its design, it allows the user to alter or customize the system to suit his or her particular needs. Mark Siegel, Tandy product manager for Software Engineering, says, "*Multi-View* will let the user build his own custom *DeskMate* out of stand-alone applications."

Multi-View doesn't include a word processor or a spreadsheet, or anything else we consider an application. Rather, it provides an environment for us to easily set up and operate the applications we choose to purchase.

It accomplishes its chores through a series of system files. As you probably have surmised, each application is associated with its own icon on the screen. When you select a particular icon, *Multi-View* doesn't directly run the application. Instead, it checks what is called an Application Information File (AIF). This system file contains information about which program it is to run, what parameters to use, which palettes to use, what minimum size window the application will run in and some other control information. *Multi-View* then executes the requested application based on this AIF file. Each application is associated with its own icon and AIF file.

The user simply creates an AIF file and icon for any application he or she wants to introduce into the system. Also, the AIF file for any application can easily be edited. Simply double-click the mouse button on the appropriate icon.

Multi-View also utilizes an Environment File. This user-created file contains information about your particular system. It knows how many drives you have and what their capacities are, and contains information about the printer you are using. All of this system-specific information can be used by application programs. Assuming a given application is written for the *Multi-View* environment, it can query the Environment File all by itself and configure itself for your particular system.

Many new users have a hard time moving through OS-9's directory structure and understanding just how, why and when to use the `chx` and `chd` commands. *Multi-View* eliminates this by offering a point-and-click alternative. When you boot the system, you'll notice that the screen contains icons for the various files and directories within the root directory.

To move into a given directory, just click on its associated icon. Then the screen will show the icons for all files and subdirectories within your current directory. In this manner, you can move down the "tree" as far as you need to go. Simply click on a small box in the upper left-hand corner of the screen and you will move one "place" backward.

When I say, "you will move one place backward," I mean you will return to the point from which you entered your current position. If you are within an application, it closes and you will find yourself back on the graphics screen pointing to the icon for that application. If you are not within an application or command, clicking the box takes you one level higher in the directory structure. This makes movement through the system much easier for newcomers.

Originally, it was rumored that *Multi-View* would not be able to run on a 128K system. This is not the case. However, since *Multi-View* runs in a graphics shell (a shell running in a graphics window), the memory restrictions of a 128K system do impose on the

Cray Augsburg is RAINBOW's technical editor and has an associate's degree in electrical engineering. He and his wife, Ruth Ann, have two children and live in Louisville, Kentucky. His username on Delphi is CRAY.

performance of the environment. For instance, whenever the user chooses to do anything, the function he or she selects replaces the graphics shell in memory. The user cannot press the CLEAR key to return to the graphics shell; the graphics window and shell "come back to life" as soon as the user closes the application.

Performance on a 512K system is much more appreciable. The user simply clicks on the appropriate icon and a box appears in the current window. This box will be the same size as the minimum window size dictated by the AIF file. To set the box at a particular location, simply click the button again. The user can move the mouse (or joystick) to enlarge the box if desired. When the user clicks the button again, the system builds the application in this box (window) and starts it according to the information contained in the AIF file. This allows for a very smooth-running, user-friendly environment.

In its standard configuration, *Multi-Vue* seemed fairly fast. It is easy to imagine the power of this system running at 6ms on 80-track drives. Or, better yet, how about running it on a hard drive? The power of the environment would be enhanced that much more due to the storage capacity and speed allowed by such setups.

Additional Features

Across the top of the *Multi-Vue* "home screen" are several pull-down menus. These menus offer selections that allow you to control the system setup. One selection allows you to switch between the 40- and 80-column modes (512K system only). Another lets you add temporary devices to the environment. Let's say you have a RAM disk partitioned in memory and want to be able to access it. All you have to do is tell *Multi-Vue* that it exists. When you do, another device image appears on the left side of the screen with all the preconfigured device images.

One of the more esoteric, but very useful, features of the *Multi-Vue* environment is the Tandy icon. In the upper-left portion of the screen you will see a Tandy icon (an object shaped like an hourglass). This icon controls a menu that offers several goodies, including a pop-up calculator, a clock complete with alarm, system utilities and a clipboard function. The clipboard function can be used with properly written applications to "import" and "export" text — you can transfer sections of text between documents.

The utilities include a port option and printer configuration section. The printer section is fairly self-explanatory. The port option "replaces" the Xmode and Tmode commands used in OS-9. This selection allows you to change the various settings used for the serial port and the terminal.

A final option from the Tandy menu is the shell selection. After making this selection, you find yourself in a new bordered window from which you may execute various OS-9 system commands. Simply press the CTRL-BREAK combination to exit the shell and return to *Multi-Vue*.

What does all this mean? Tandy has made a "standard" out of OS-9 in the CoCo Community by moving to full support of it. Now they have introduced a standard-setting environment for OS-9 Level II on the CoCo 3. In other words, we should see *Multi-Vue* become a common point between applications written by the users, Tandy and third-party software houses. These applications would be written first to take advantage of the flexibility of the environment. They would be allowed to "interrogate" the system by reading the Environment File and then know how to configure themselves. Some programmers may include AIF files for their applications, eliminating the need for the end user to create such a file.

We will also see third-party applications taking advantage of the pop-up features such as the calendar and calculator. Also, the ability to import and export text will be utilized. Finally, we may see commercial software that includes "install" programs. The programs will automatically build the AIF file, read the Environment File, configure the application accordingly and install it on the system disk.

The most important aspect of the introduction of *Multi-Vue* is that OS-9 now has a very user-friendly interface. OS-9 novices will be able to run OS-9 without having to face the system itself. This may lead to a better understanding of the system in the long run because they will have a better feel for the environment before having to delve into the "how." Also, those who are already comfortable with OS-9 will find *Multi-Vue* makes their work that much easier and more enjoyable.

We are certainly excited about *Multi-Vue* and feel you will be, too. It opens up possibilities many people never thought of and will fill a strong need within the CoCo OS-9 Community. ☺

PERRY COMPUTERS

The Ideal Buy

1-800-248-3823

TANDY COMPUTERS

1000-HX 256K 1-3 1/2" Drive.	535.00
1000-TX 640K 1-3 1/2" Drive	875.00
3000-HL 512K 1 5 1/4" Drive	1110.00
3000 640K 1 5 1/4" Drive	1500.00
4000 1 Meg 1 3 1/2" Drive	1930.00
1400LT Portable Computer	1215.00
102 Portable Computer 24K	375.00
Color Computer 3 128K	165.00

MONITORS & BOARDS

VM-4 Monochrome Green	95.00
CM-5 Color RGB	220.00
CM-11 Color RGB	335.00
EGM-1 Color RGB (EGA)	510.00
Tandy Dual Display Card	145.00
Tandy EGA Card	235.00
Zucker Mono Graphics Card	110.00

DRIVES

Color Computer Drive 0	220.00
Portable Drive 100/102/200	155.00
5 1/4" External Drive 1000EX	180.00
3 1/2" External Drive 1000EX	200.00
Tandy 20 Meg Hardcard	595.00
Zucker 30 Meg Hardcard	495.00
Seagate 20 Meg Hard Drive	265.00
AT HD/1.2M Controller	200.00

EXPANSION BOARDS

Zucker Serial Board	55.00
Zucker MFB OK for 1000SX	130.00
Zucker MFB OK for 1000	98.00
Zucker 1200 Baud Modem Card	83.00

PRINTERS

DMP-106 Dot-Matrix	150.00
DMP-130 Dot-Matrix	255.00
DWP-230 Daisy Wheel	335.00
DWP-520 Daisy Wheel	730.00
DMP-440 Dot-Matrix	595.00
DMP-2120 Dot-Matrix	1325.00
LP-1000 Laser Printer	1635.00
Epson LX-800 Dot-Matrix	195.00
Epson FX-86E Dot-Matrix	355.00
Epson FX-286E Dot-Matrix	520.00
Epson EX-800 Dot-Matrix	425.00
Epson EX-1000 Dot-Matrix	585.00
Epson LQ-500 Dot-Matrix	NEW CALL
Epson LQ-850 Dot-Matrix	520.00
Epson LQ-1050 Dot-Matrix	715.00
Epson LQ-2500 Dot-Matrix	940.00
Epson GQ-3500 Laser	1580.00

Price's Subject To Change
Please Call For Current Price's

Send for Complete Catalog.

All prices and offers may be changed or withdrawn without notice. Advertised prices are cash prices. C.O.D. accepted add 2% (minimum charge \$10.00). M.C., Visa add 2%. All non defective items require return merchandise authorization. Call for RMA Number before returning. Delivery is subject to product availability. Add 1 1/2% for shipping and handling. \$5.00 minimum charge.

TM - Registered Trademark of Tandy, Epson, and IBM
Monday thru Friday 9am-6pm EST.

**PERRY
COMPUTERS**

124 South Main Street, Perry, MI 48872
CALL 1-517-625-4161 or TOLL-FREE
1-800-248-3823



Five nifty utilities for programmers

Hackers Haven

Auto-Executing ML Programs

By Doug Masten

If you have been using packaged, commercial software, you have probably noticed that some auto-execute without your having to enter EXEC. This feature helps make the program look more professional and also adds a small measure of copy protection.

My BASIC utility, *AutoExec* (shown in Listing 1), will add a boot program to the end of your ML program. Once you have installed the boot loader to your program, all you have to do is enter `LOADM"filename"` and it automatically executes for you. To install

the auto-boot feature, just run `AUTO-EXEC` and enter the full filename of the ML file you want to modify. Make sure a disk with that file is in Drive 0.

I advise you to always use a backup copy of your program when running this utility. *AutoExec* will work for most ML programs, but there will be some that won't work properly.

(Questions or comments about this program may be directed to the author at Route 4, Box 3, Macon, MO 63552. Please enclose an SASE when writing for a reply.)

16K
Disk

Peeling Graphics

By Donald Sapello

32K ECB
EDTASM+

For a really wacky effect on your `PMODE 4,1` graphics, run the machine language program shown in Listing 2. *PeelPCLS* actually "peels" pictures from the screen. Try it on the test program *Sample* (Listing 3). To run the program, enter `LOADM"PEELPCLS"` and load or type in a BASIC program (`SAMPLE` or any other `PMODE 4` graphic). Type `PCLEAR B` and press `ENTER`. Then enter `EXEC` to peel the picture.

Painless Revisions

By Richard Steinbrueck

16K
ECB

You are in the middle of a programming spree, have changed a few lines of a program and want to save the new version, but you don't want to erase the last version. So you rename the program and save it. Hours later, you have killed a few versions, renamed some others and now have a dozen revisions, each with a slightly different name. Several days later, you return to your programming to find you can't figure out which version is the most recent.

directory will be listed, as well as the number of free granules. You will be given the following menu:

- <C>CONTINUE OR SAVE
- <S>AME
- <N>EXT
- <V>ERSION ###?

If that scenario sounds familiar, *Save and Run* can help you get organized and eliminate those problems. *Save and Run* is a 10-line routine that can be placed at the very beginning of a program, so that every time the program is run, the programmer is given the chance to save the program in its latest form with the extension indicating the version. The program matches the filename and extension as found in the disk directory with the name found in Line 0 of your program.

C runs the program without saving it. S saves the program with the same extension as is in Line 0. N increases the extension ASCII value by 1 and saves the program. V gives you the chance to enter any three-character extension. It must be three characters long, but can be numbers, letters, or both. I recommend using numbers so that you don't end up with some unacceptable characters (like the slash or period) when using the Next option.

For your first copy, type in Listing 4, *SAVE&RUN.001*, and save it to disk in ASCII by entering *SAVE "SAVE&RUN.001",A*. Then run the program four times (one time for each of its four menu options) to test for possible errors.

I have *SAVE&RUN.001* on disk in Line 10. Whenever I have a program I may want to work on, I make sure its first line number is 10. Then I type *MERGE "SAVE&RUN.001"* and make all my changes. When finished with all my editing, I type *DEL -9* to remove the *SAVE&RUN* routine.

When you want to do some programming of your own, load *SAVE&RUN.001* and modify Line 0 by replacing *SAVE&RUN.001* with the filename and extension you have chosen for your new program. Note: The filename replacing *SAVE&RUN* must have exactly eight characters or the program will not run properly because the peek and poke addresses are set for an eight-character filename. You can make any other modifications without affecting the peeks and pokes as long as you make them after the remark apostrophe in Line 0. Another caution: Because of the *GOTO10* statement in Line 3, your program must have a Line 10 or you will get a ?UL Error in 10.

Sometimes it is helpful to save your programming in ASCII so that you can use a word processor for major editing. *SAVE&RUN* can easily be modified to make ASCII saves by adding ",A" to Line 9 so it reads "SAVE F\$,A". Unfortunately, an ASCII save will cause the program to stop after saving either type *RUN10* to skip over the *SAVE&RUN* routine or run and use the Continue option the second time. Cassette users take heart. With two changes, *SAVE&RUN* will work for cassette, too. From Line 1 delete *CLS:DIR:PRINTFREE(0); "FREE GRANS:"* and in Line 9 change *SAVE* to *CSAVE*. After you make these changes, enter *CSAVE "SAVE&RUN.001",A*.

Each time you want to save your work, just run your program. The

(Questions or comments regarding this program may be directed to the author at 1109 Lakemont Drive, Valrico, FL 33594. Please enclose an SASE when writing for a reply.)

Putting On the Program Squeeze

By Jyri J. Virkki

16K
ECB

Do you need more space for your data, but your program takes almost all the available memory? Do you have programs that are just a little too large to fit on your system? Or maybe you like developing programs with lots of spaces so debugging is easier, but you feel bad about all the wasted memory? Or you hate to compromise either speed or beauty, writing code that is efficient but not so pretty or beautiful but memory-hungry?

You now can have the best of both worlds — write pretty code, debug it, and remove all unnecessary spaces from it when you are done — ending up with a very efficient running version.

Crush is a machine language utility that strips unneeded spaces from BASIC programs, without affecting spaces between quotation marks or after REMs.

Enter Listing 5 into your assembler and assemble it to produce CRUSH.BIN. Then you can just enter LOADM and EXEC. If you don't have an assembler, use Listing 6, which is a BASIC loader that will poke in the ML code.

Crush will run in any size system without trouble. The only incompatibility that might arise is the use of a Color BASIC subroutine located in Register D. You should enter EXEC &HBDCC to see if it works on your ROM (mine is, 1.1). If the screen displays a zero then it does work on your ROM. If the result is different, you will have to make the following

changes: in the assembly listing, delete lines 860 to 900; in the BASIC loader, replace Line 30 with 30 DATA 1B, 1B, 1B; then change the 1937B in Line 60 to 1BB50.

If you use the BASIC loader, it will ask you for a starting address. Press ENTER without entering any number if you want to use the default address, which is \$IDA. This is the location of the cassette I/O buffer, a very convenient place for short utilities since you can just type LOADM and EXEC without having to use CLEAR to reserve memory. The disadvantage of this is that you can't use cassette I/O. If you use disk exclusively, you can leave it there, but if you need to use your cassette, answer the prompt with another address to locate the program.

Each time the program removes a space it prints the line number from which it was removed (unless you had to remove the jump to \$BDCC) — this allowing you to keep you entertained, other than a blank screen while the program crunches away. It may take quite a while to crush a long program with many spaces in it.

The reason *Crush* is slow is that each time it finds a space, it moves the rest of the program and pointers down by one byte, and then goes back to the beginning of the program and starts from there.

(Questions or comments may be directed to the author at Estacion Experimental, Rio Piedras, Puerto Rico 00928. Please enclose an SASE when writing for a reply.)

Debugging with Wordfind

By Donald Sapello

16K ECB
EDTASM+

Have you ever tried to translate a program from one CoCo to another? If you have, you know how tedious it is to track down all occurrences of specific pokes and commands that would prevent the program's operation on the other machine. The program shown in Listing 7 can help.

Word Find is a machine language program that searches for any word or string of characters that is printed to the screen. To use the program, enter LOADM "WORDFIND" and then EXEC. Next, enter the word or string you want to find, then run or list a BASIC program; your program or listing will stop when the word is printed. Press any other key to continue, except BREAK or ENTER.

Listing 1: AUTOEXEC

```

10  '**AUTOEXEC**
20  'ADDS BOOT LOADER TO
30  'END OF ML FILE
40  '
50  'BY DOUG MASTEN
60  '   ROUTE 4, BOX 3
70  '   MACON, MO 63552
80  DATA 0,0,3,1,&H82,&H7E
90  INPUT"FILENAME";F$
100 OPEN"D",#1,F$,1
110 FIELD #1,1 AS C$
120 R=1
130 GET#1,R
140 'TEST FOR EOF
150 IF ASC(C$)=&HFF THEN240
160 'GET LENGTH OF DATA BLOCK
170 GET#1,R+1
180 L=256*ASC(C$)
190 GET#1,R+2
200 L=L+ASC(C$)
210 R=R+L+5
220 GOTO130
230 'GET EXEC ADDRESS
240 GET#1,R+3
250 E1$=C$
260 GET#1,R+4
270 E2$=C$
280 'ADD BOOT LOADER TO ML FILE
290 RESTORE
300 P=0
310 READ C
320 LSET C$ = CHR$(C)
330 PUT#1,R+P
340 P=P+1
350 IF P<>6 THEN310
360 R=R+P
370 LSET C$=E1$
380 PUT#1,R
390 LSET C$=E2$
400 PUT#1,R+1
410 LSET C$=CHR$(&HFF)
420 PUT#1,R+2
430 LSET C$=CHR$(0)
440 PUT#1,R+3
450 LSET C$=CHR$(0)
460 PUT#1,R+4
470 LSET C$=E1$
480 PUT#1,R+5
490 LSET C$=E2$
500 PUT#1,R+6
510 CLOSE#1
520 PRINT
530 PRINT"BOOT PROGRAM INSTALLED
"
540 END

```

Still keeping the books the way Grandpa did? Then you need CoCo-Accountant

Tired of scrounging through old shoeboxes full of receipts, canceled checks and bills? Looking for an easy way to organize your finances when the tax man calls? Then you need **CoCo-Accountant**, the best-selling home and small business accounting program for the Color Computer. All you have to do is set up a chart of accounts and begin entering transactions. Checks, credit card expenses, income. In any order. **Just toss it in and CoCo-Accountant sorts it out.** No fuss, no muss, no mess.

When you're through, CoCo-Accountant will dazzle you with an array of reports that will answer the three basic questions we all ask about our finances: **Where did it come from? Where did it go? And what can I deduct from my taxes?**

Here's what it can do for you:

- ⇨ List and total expenses and income by **month**.
- ⇨ List and total expenses and income by **account**, for any month or the whole year.
- ⇨ List and total expenses or income by **payee or income source** for any month or the whole year.
- ⇨ Track, list and summarize **tax-deductible expenses**.
- ⇨ Track, list and summarize expenses subject to **sales tax**. Even calculates total sales tax you paid!
- ⇨ Produce a **printed spreadsheet** showing activity by month and account for the whole year!
- ⇨ **Balance your checkbook**, of course!
- ⇨ Sort entries by date and store files on tape or disk.
- ⇨ Up to 900 entries in a single file.
- ⇨ **Requires 64K CoCo or Coco 3.**



Coco-Accountant is \$34.95 on tape or disk. Be sure to specify which you want when you order. We accept VISA and MasterCard. COD orders, add \$3.00. Send check or money order to the address below or call our toll-free order line. For information, call 301-521-4886.

Federal Hill Software 8134 Scotts Level Rd. Baltimore, Md. 21208. Toll-free orders 800-628-2828 Ext. 850

Listing 2: PEELPCLS

```

00100 *****
00110 * *
00120 * PEELPCLS *
00130 * BY *
00140 * DONALD SAPELLO *
00150 * *
00160 *****
7D00 00170 ORG $7D00
7D00 DC BC 00180 START LDD $BC
7D02 C3 3000 00190 ADDD #$3000
7D05 1093 19 00200 CMPD $19
7D08 22 34 00210 BHI RTS
7D0A 9E BC 00220 COPY LDX $BC
7D0C 31 89 1800 00230 LEAY $1800,X
7D10 10BF 7D3A 00240 STY CMPX+1
7D14 EC 81 00250 LOOP0 LDD ,X++
7D16 ED 89 17FE 00260 STD $17FE,X
7D1A BC 7D3A 00270 CMPX CMPX+1
7D1D 25 F5 00280 BLO LOOP0
7D1F 9E BC 00290 LDX $BC
7D21 BF 7CFD 00300 STX $7CFD
7D24 BE 7CFD 00310 LINCLR LDX $7CFD
7D27 86 10 00320 LDA #$10
7D29 B7 7CFF 00330 STA $7CFF
7D2C CC 0000 00340 LDD #0
7D2F ED 81 00350 LLOOP0 STD ,X++
7D31 7A 7CFF 00360 DEC $7CFF
7D34 26 F9 00370 BNE LLOOP0
7D36 BF 7CFD 00380 STX $7CFD
7D39 8C FFFF 00390 CMPX CMPX $FFFF
7D3C 25 01 00400 BLO LSKIP0
7D3E 39 00410 RTS RTS
7D3F 31 89 17E0 00420 LSKIP0 LEAY $17E0,X
7D43 86 10 00430 GETPUT LDA #$10
7D45 B7 7CFF 00440 STA $7CFF
7D48 EC A1 00450 GLOOP0 LDD ,Y++
7D4A AA 89 1800 00460 ORA $1800,X
7D4E EA 89 1801 00470 ORB $1801,X
7D52 ED 81 00480 STD ,X++
7D54 BC 7D3A 00490 CMPX CMPX+1
7D57 24 CB 00500 BHS LINCLR
7D59 7A 7CFF 00510 DEC $7CFF
7D5C 26 EA 00520 BNE GLOOP0
7D5E 31 A8 C0 00530 LEAY -$40,Y
7D61 10BC 7D3A 00540 CMPY CMPX+1
7D65 24 DC 00550 BHS GETPUT
7D67 20 BB 00560 BRA LINCLR
7D00 7D00 00570 END START
00000 TOTAL ERRORS

```

Listing 3: SAMPLE

```

10 'SAMPLE PROGRAM FOR "PEELPCLS
"
20 PCLEAR 8
30 PMODE 4,1
40 PCLS
50 SCREEN1,1
60 FOR X = 1 TO 25
70 CIRCLE(RND(255),RND(191)),RND
(40)
80 NEXT X
90 EXEC
100 GOTO 60

```


Listing 4: SAVE&RUN

```

Ø F$="SAVE&RUN.BAS" 'Copyright 1
986 by Richard Steinbrueck, All
Rights Reserved
1 CLS:DIR:PRINTFREE(Ø);"FREE GRA
NS":A=PEEK(25)*256+PEEK(26):B=PE
EK(A+17):C=PEEK(A+18):D=PEEK(A+1
9):PRINT"<C>ONTINUE OR SAVE <S>A
ME,<N>EXTOR <V>ERSION ###?"
2 A$=INKEY$:IFA$=""THEN2
3 E=INSTR("CSN",A$):ON E GOTOLØ,
8,5:IFA$<>"V"THEN2ELSEINPUT"WHAT
VERSION (3 CHAR)";A$:IFLEN(A$)<
>3THEN1
4 B=ASC(LEFT$(A$,1)):C=ASC(MID$(

```

```

A$,2,1)):D=ASC(RIGHT$(A$,1)):GOT
O7
5 D=D+1:IF D=57 THEN C=C+1:D=48
6 IF C=57 THEN B=B+1:C=48
7 IF B=57 THEN B=48
8 POKE A+17,B:POKEA+18,C:POKEA+1
9,D
9 F$=LEFT$(F$,9)+CHR$(B)+CHR$(C)
+CHR$(D):SAVE F$:CLS
1Ø 'there is a GOTO 1Ø in line 3
of the program. Make sure you
have a line 1Ø in your program
to avoid getting an error
message of ?UL ERROR IN 1Ø

```

Listing 5: CRUSH

Ø1DA

```

ØØØ1Ø *****
ØØØ2Ø *          CRUSH !          *
ØØØ3Ø *          VERSION 2.1      *
ØØØ4Ø *
ØØØ5Ø *          WRITTEN BY      *
ØØØ6Ø *          JYRI J. VIRKKI   *
ØØØ7Ø *          ESTACION EXPERIMENTAL *
ØØØ8Ø *          RIO PIEDRAS, PR ØØ928 *
ØØ12Ø *****
ØØ13Ø          ORG          $1DA

```



Burke & Burke

P.O. Box 1283 Palatine, IL 60078-1283 (312) 397-2898

1988 -- The Year of the Hard Disk!

The CoCo XT hard disk interface from Burke & Burke lets you connect up to 2 low cost, PC compatible 5 - 120 Meg hard drives to your CoCo. You buy the Western Digital WD1002-WX1 or WD1002-27X (RLL) controller, a case and a drive from the PC dealer of your choice. Just plug them into the CoCo XT, and you have a 20 Meg OS9 hard disk system for under \$450!



CoCo XT (with anodized housing, 50 page user manual, hard disk back-up utility and drivers for both OS9 & HYPER-I/O) -- \$69.95. CoCo XT-RTC (includes real-time clock / calendar with battery backup) -- \$99.95

NEW!!! XT-ROM -- Installs in the ROM socket of your CoCo XT hard disk controller. Boots OS9 from your hard or floppy disk -- \$19.95.

64K COCO OR COCO 3 & MULTI-PAK REQUIRED FOR ALL VERSIONS. HYPER-I/O REQUIRED FOR USE WITH RS-DOS.

Make Tracks . . .

Got the 35-track floppy disk blues? Burke & Burke's HYPER-I/O program modifies the RS-DOS BASIC in your CoCo 1, 2, or 3 to provide a "Dynamic Disk Interface" that works with the CoCo XT hard disk. It also lets you use any mix of single-sided and double-sided floppy disk drives in your system -- even those 720K floppies!

HYPER-I/O (64K, includes 50 page user manual and utilities) -- \$24.95.
HYPER-III (RAM Disk and Print Spooler for CoCo 3 HYPER-I/O) --\$19.95

Directory Assistants

Here are two real time savers for OS9 users. WILD lets you use wild cards with OS9's commands. MV rapidly moves files, and even entire directories, from place to place on your hard or floppy disks. WILD & MV -- one disk, two great utilities, only \$19.95!

OS9: wild asm /d0/src/*.*src o=/d1/abs/release/*.*abs
OS9: mv /d1/abs/release /d1/release

ILLINOIS RESIDENTS PLEASE ADD 7.0% SALES TAX. COD's add \$2.00. Shipping (within the USA) \$2.00 per CoCo XT; \$1.50 per disk or ROM. Please allow 2 weeks for delivery (overnight delivery also available for in-stock items). Telephone orders accepted.



WIN YOUR STATE LOTTO WITH YOUR COMPUTER!

"The home computer is the most powerful tool ever held by man" (or woman for that matter)!

Are you still wasting money with random guesswork?

This amazing program will analyze the past winning lotto numbers and produce a powerful probability study on easy to read charts in just seconds. With single key presses from a menu you'll see trends, patterns, odd/even, sum totals, number frequency and more on either your screen or printer. Includes automatic number wheeling, instant updating and a built-in tutorial to get you started fast and easy!

CHECKS & CHARGE CARDS ACCEPTED WITH NO SURCHARGE.

All orders shipped same day (except personal checks).

APPLE & IBM Compatibles \$24.95
Macintosh (requires M/S Basic) \$29.95
Commodore, Atari & Radio Shack \$21.95
Back-Up Copies - \$3.00

Please add \$2.00 for shipping and handling. Phone credit given with orders.

(513) 233-2200

SOFT-BYTE

P.O. Box 5701, Forest Park Dayton, Ohio 45405



			00140 *****
01DA			00150 COUNT RMB 2
01DC			00160 LINE RMB 2
01DE			00170 NEXT RMB 2
01E0			00180 STATUS RMB 1
			00190 *****
01E1 86	01		00200 START LDA #1
01E3 A7	8C FA		00210 STA STATUS, PCR
01E6 6F	8C F1		00220 CLR COUNT, PCR
01E9 8D	14		00230 AGAIN BSR BEGIN
01EB 6D	8C F2		00240 TST STATUS, PCR
01EE 26	F9		00250 BNE AGAIN
01F0 DC	1F		00260 LDD \$1F
01F2 A3	8C E5		00270 SUBD COUNT, PCR
01F5 DD	1F		00280 STD \$1F
01F7 DC	1D		00290 LDD \$1D
01F9 A3	8C DE		00300 SUBD COUNT, PCR
01FC DD	1D		00310 STD \$1D
01FE 39			00320 RTS
			00330 *****
01FF 9E	19		00340 BEGIN LDX 25
0201 AF	8C D8		00350 STX LINE, PCR
			00360 *****
0204 AE	9C D5		00370 SEARCH LDX [LINE, PCR]
0207 8C	0000		00380 CMPX #0
020A 27	20		00390 BEQ ITSOVR
020C AF	8C CF		00400 STX NEXT, PCR
020F AE	8C CA		00410 LDX LINE, PCR
0212 30	04		00420 LEAX 4, X
0214 A6	80		00430 LOOPY LDA , X+
0216 81	20		00440 CMPA #32
0218 27	2A		00450 BEQ CRUNCH
021A 81	22		00460 CMPA #' "
021C 27	1A		00470 BEQ SKIP
021E 81	83		00480 CMPA #131
0220 27	0E		00490 BEQ NOTHR
0222 81	82		00500 CMPA #130
0224 27	0A		00510 BEQ NOTHR
0226 81	00		00520 CMPA #0
0228 27	06		00530 BEQ NOTHR
022A 20	E8		00540 BRA LOOPY
			00550 *****
			00560 * NO MORE SPACES LEFT *
			00570 *****
022C 6F	8C B1		00580 ITSOVR CLR STATUS, PCR
022F 39			00590 RTS
			00600 *****
			00610 * GO TO NEXT LINE *
			00620 *****
0230 AE	8C AB		00630 NOTHR LDX NEXT, PCR
0233 AF	8C A6		00640 STX LINE, PCR
0236 20	CC		00650 BRA SEARCH
			00660 *****
			00670 * DON'T REMOVE SPACES *
			00680 *BETWEEN QUOTATION MARKS*
			00690 *****
0238 A6	80		00700 SKIP LDA , X+
023A 81	22		00710 CMPA #' "

Ø23C 27	D6	ØØ72Ø	BEQ	LOOPY
Ø23E 81	ØØ	ØØ73Ø	CMPA	#Ø
Ø24Ø 27	EE	ØØ74Ø	BEQ	NOTHR
Ø242 2Ø	F4	ØØ75Ø	BRA	SKIP
		ØØ76Ø	*****	
		ØØ77Ø	* MOVE PROGRAM DOWN BY *	
		ØØ78Ø	* ONE BYTE. *	
		ØØ79Ø	*****	
Ø244 1F	12	ØØ8ØØ	CRUNCH	TFR X, Y
Ø246 31	3F	ØØ81Ø		LEAY -1, Y
Ø248 A6	8Ø	ØØ82Ø	LOOPR	LDA , X+
Ø24A A7	AØ	ØØ83Ø		STA , Y+
Ø24C 9C	1B	ØØ84Ø		CMPX 27
Ø24E 25	F8	ØØ85Ø		BLO LOOPR
Ø25Ø AE	8C 89	ØØ86Ø		LDX LINE, PCR
Ø253 EC	Ø2	ØØ87Ø		LDD 2, X
Ø255 BD	BDCC	ØØ88Ø		JSR \$BDCC
Ø258 86	2Ø	ØØ89Ø		LDA #32
Ø25A AD	9F AØØ2	ØØ9ØØ		JSR [\$AØØ2]
		ØØ91Ø	*****	
		ØØ92Ø	*MOVE NEXT LINE POINTERS*	
		ØØ93Ø	* DOWN BY ONE BYTE. *	
		ØØ94Ø	*****	
Ø25E AE	9D FF7A	ØØ95Ø	MORE	LDX [LINE, PCR]
Ø262 8C	ØØØØ	ØØ96Ø		CMPX #Ø
Ø265 27	ØC	ØØ97Ø		BEQ NOMORE
Ø267 3Ø	1F	ØØ98Ø		LEAX -1, X

Clearbrook Software Group

(604)853-9118



Information Management System



CSG IMS is *THE* full featured relational database manager for the Color Computer and OS9. The comprehensive structured application language makes CSG IMS the ideal development tool for sophisticated file-intensive applications.

- Interactive access to databases and quick queries.
- CSG IMS includes a recursive compiled language supporting program modules with full parameter passing.
- User defined screen and report formats.
- Record, index and file size almost unlimited.
- Text, BCD floating point (14 digits), short and long integer and date types.

CSG IMS for CoCo2/3 OS9 L1/2 (single user) \$169.95
 CSG IMS for OS9 L2 or 68000(multi user) \$495.00
 CSG IMS demo with manual \$30

Shipping: N. America - \$5, Overseas - \$10

Clearbrook Software Group

P.O. Box 8000-499
 Sumas, WA 98295



OS9 is a trademark of Microware Systems Corp., MSDos is a trademark of Microsoft Corp.

ERINA - Symbolic User Mode Debugger for OS9

ERINA is a must for all serious assembler and C software developers. It lets you find bugs quickly by displaying the machine state and instructions being executed. You can set address and register break points, dump, search and change memory, assemble and disassemble code and many other things to numerous to mention. This program will pay for itself over and over by the time you save solving your bugs.

Requires 80 column display, OS9 L1/2 \$69.00

SERINA - System Mode Debugger for OS9 L2

SERINA is a debugger for OS9 system modules (device drivers, file managers, etc.). It allows you to trace execution of any system module, set break points, assemble and disassemble code and examine and change memory. There are special provisions for executing code with critical timing loops and for accessing I/O registers. A must for system programmers.

Requires CoCo3, OS9 L2, \$139.00
 80 col. terminal connected to /T1 or /T2

MSF - MSDos File Manager for CoCo 3/OS9 Level 2

MSF is a file manager which allows you to use MSDos disks directly under OS9. You don't have to change the format of the data before using it!

Requires CoCo 3, OS9 L2, SDISK3 driver \$45.00

```

0269 AF 9D FF6F 00990 STX [LINE,PCR]
026D AF 8D FF6B 01000 STX LINE,PCR
0271 20 EB 01010 BRA MORE
0273 9E 1B 01020 NOMORE LDX 27
0275 30 1F 01030 LEAX -1,X
0277 9F 1B 01040 STX 27
0279 AE 8D FF5D 01050 LDX COUNT,PCR
027D 30 01 01060 LEAX 1,X
027F AF 8D FF57 01070 STX COUNT,PCR
0283 39 01080 RTS
                                01090 *****
                                01100 END START
01E1 01100

```

00000 TOTAL ERRORS

Listing 6: LOADER

```

0 DATA0,0,0,0,0,0,0,134,1,167,14
0,250,111,140,241,141,20,109,140
,242,38,249,220,31,163,140,229,2
21,31,220,29,163,140,222,221,29,
57,158,25,175,140,216,174,156,21
3,140,0,0,39,32,175,140,207,174
10 DATA140,202,48,4,166,128,129,
32,39,42,129,34,39,26,129,131,39
,14,129,130,39,10,129,0,39,6,32,
232,111,140,177,57,174,140,171,1
75,140,166,32,204,166,128,129,34
,39,214,129,0,39,238,32,244,31,1
8
20 DATA49,63,166,128,167,160,156
,27,37,248,174,140,137,236,2
30 DATA189,189,204
48 DATA134,32,173,159,160,2,174,
157,255,122,140,0,0,39,12,48,31,
175,157,255,111,175,141,255,107,
32,235,158,27,48,31,159,27,174,1
41,255
50 DATA93,48,1,175,141,255,87,57
,0
52 CLS:PRINT" BASIC LOADER F
OR CRUSH"
54 PRINT:PRINT:INPUT"STARTING AD
DRESS";SA:IFSA=0THENSA=474
56 EA=SA+170
58 FORR=SATOE:READA:POKER,A:C=C
+A:NEXT
60 IFC<>19378THENPRINT"*** DAT
A ERROR ***":STOP
62 SA=SA+7:POKE157,INT(SA/256):P
OKE158,SA-INT(SA/256)*256
64 PRINT:IFSA>3072THENPRINT"REME
MBER TO CLEAR500,"SA-8:PRINT"BEF
ORE LOADING CRUSH."
66 INPUT"SAVE TO <T>APE OR <D>IS
K";A$:IFA$<>"T"ANDA$<>"D"THEN66
68 IFA$="T"THENC$AVEM"CRUSH",SA-
7,EA,SA:END
70 SAVEM"CRUSH",SA-7,EA,SA

```

Listing 7: WORDFIND

```

00100 *****
00110 * *
00120 * WORDFIND *
00130 * BY *
00140 * DONALD SAPELLO *
00150 * *
00160 *****
00170 * 32K VERSION *
00180 * FOR 16K VERSION *
00190 * MEMTOP EQU $3FFF *
00200 *****
                                7FFF
7E00 00210 MEMTOP EQU $7FFF
7E00 CC 7E00 00220 ORG MEMTOP-$1FF
7E03 DD 74 00230 START LDD #MEMTOP-$1FF
7E05 DD 27 00240 STD $74
                                00250 STD $27

```



◀◀◀ GIMMESOFT ▶▶▶



A new generation of Color Computer products

MULTI-LABEL III

(CoCo III only)

An easy to use, versatile label creating program including many new CoCo III features. Even if you already own a label program, this one's a must for the 3!
(See July '87 review) Disk..... \$16.95

Custom Palette Designer

(CoCo III only)

Easily alter the contents of any palette without having to remember numbers or colors! Once configured, all sixteen palettes can be saved to disk as a single subroutine which may then be used in a basic program.
(See Aug. '87 review) Disk..... \$14.95

CoCo Max III

(CoCo III only)

INTRODUCING the next generation:
More resolution! / More power! / More color!
Built in animation! / More speed! / More tools!
More type styles! / Amazing color sequencing!!!
Complete package..... \$79.95

MPI-CoCo Locking Plate

(CoCo III only)

Protects your CoCo III and Multi Pak Interface from destroying each other! Installs in seconds. MPI 26-3124 & CoCo III 26-3334 only. Just..... \$9.95

AUTO DIM

(CoCo III only)

This hardware device protects your RGB or composite monitor, or your TV from IMAGE BURN after a few minutes of inactivity from your keyboard. Illustrated instructions and easy to install. Just..... \$29.95
(See January '88 review)

◀◀ NEW ▶▶

MAXSOUND

(128k or 512k CoCo III only)

Turn your CoCo III into a REAL digital audio sampler with HIGH quality audio reproduction. Exotic effects, stuttering, speed shifting, sequencing, reverse audio, plus free digital oscilloscope program! You have got to hear MAXSOUND to believe it!!! Disk & Hdwe..... \$79.95

Call for Demo

NEW ▶▶

V-Term Terminal Emulator

◀◀ NEW

(128k or 512k CoCo III only)

V-Term is one of the most advanced terminal programs for the CoCo III ever!!!
FEATURES: VT-100, VT-52, and standard CRT emulations. Full use of 512K, 80X25 text or graphics characters, Windows & Multi-tasking(Disk Basic!), RAMDISK like buffer, Xmodem, Xon/Xoff, Monochrome monitor support, Capture buffer, Snapshot, Conference mode, and much much more! Complete with documentation. Disk..... \$39.95

PYRAMIX

(CoCo III only)

This 100% machine language arcade game was written exclusively to take advantage of your CoCo 3. The colors are brilliant, the graphics are sharp, and the action is hot!
(See Dec. '87 review) Disk..... \$19.95

CHAMPION

(CoCo I/II/III)

Become a superhero in your fight to rid the world of the evil forces of Mr. Bigg in this action adventure. The combat is hot and heavy and requires a fast joystick!
(See May '87 review) Disk..... \$19.95

Kung-Fu Dude

(CoCo I/II/III)

This is the long-awaited response to the huge demand for a Kung-Fu program for the CoCo. Destroy opponents and evade obstacles as you grow even closer to your ultimate objective! (See Feb. '88 review) Disk..... \$24.95

White Fire of Eternity

(CoCo I/II/III)

Enter the age of monsters, magic, and adventure. Here you will search for the legendary power of White Fire throughout the Forbidden Wood and dark caverns.
(See Dec. '86 review) Disk..... \$19.95

Winter Special

FKEYS III, MULTI-LABEL III, Custom Palette Designer, and SIXDRIVE. **Save over \$25!** All 4 for.. \$42.50

Pricing Guarantee

If any of our products above are currently advertised in the Rainbow for a lower price we will match that price! Please note that only prices for THE EXACT SAME PRODUCT apply.

Technical assistance: 7pm to 9pm
Orders: 9am to 9pm Eastern time
On-line orders and up to date information: Delphi's CoCo Sig

GIMMESOFT
P.O. Box 421
Perry Hall, MD 21128
301-256-7558 or 301-256-2953

Add \$2.50 for shipping and handling
Add \$2.00 for COD's
MD residents add 5% sales tax
VISA/MC/Check/Money Order/COD

7E07	CC	00C8	00260	LDD	#200
7E0A	35	10	00270	PULS	X
7E0C	BF	7E13	00280	STX	LDX+1
7E0F	BD	AE46	00290	JSR	\$AE46
7E12	8E	FFFF	00300	LDX	#\$FFFF
7E15	34	10	00310	PSHS	X
7E17	8E	7F07	00320	LDX	#DATA
7E1A	7F	7FFE	00330	CLR	MEMTOP-1
7E1D	BD	7EA9	00340	JSR	LOOP5
7E20	7C	7FFE	00350	INC	MEMTOP-1
7E23	B6	0167	00360	LDA	\$167
7E26	81	39	00370	CMPA	#\$39
7E28	27	08	00380	BEQ	SKIP2
7E2A	BE	0168	00390	LDX	\$168
7E2D	8C	7E47	00400	CMPX	#MONITR
7E30	27	11	00410	BEQ	CLEAR1
7E32	BF	7E83	00420	STX	DB1
7E35	B7	7E82	00430	STA	RETURN
7E38	86	7E	00440	LDA	#\$7E
7E3A	8E	7E47	00450	LDX	#MONITR
7E3D	B7	0167	00460	STA	\$167
7E40	BF	0168	00470	STX	\$168
7E43	7F	7FFF	00480	CLR	MEMTOP
7E46	39		00490	RTS	
7E47	34	02	00500	PSHS	A
7E49	96	6F	00510	LDA	\$6F
7E4B	B1	7FFF	00520	CMPA	MEMTOP
7E4E	35	02	00530	PULS	A
7E50	26	30	00540	BNE	RETURN
7E52	7D	7FFE	00550	TST	MEMTOP-1
7E55	27	2B	00560	BEQ	RETURN
7E57	34	36	00570	PSHS	A, B, X, Y
7E59	7D	7FFD	00580	TST	MEMTOP-2
7E5C	26	0D	00590	BNE	MLOOP1
7E5E	8E	7F07	00600	LDX	#DATA
7E61	6D	84	00610	TST	, X
7E63	27	1B	00620	BEO	MRETRN
7E65	7C	7FFD	00630	INC	MEMTOP-2
7E68	BF	7E85	00640	STX	DB2
7E6B	BE	7E85	00650	LDX	DB2
7E6E	A1	84	00660	CMPA	, X
7E70	27	05	00670	BEQ	MSKIP1
7E72	7F	7FFD	00680	CLR	MEMTOP-2
7E75	20	09	00690	BRA	MRETRN
7E77	30	01	00700	LEAX	1, X
7E79	BF	7E85	00710	STX	DB2
7E7C	6D	84	00720	TST	, X
7E7E	27	07	00730	BEQ	INKEY
7E80	35	36	00740	PULS	A, B, X, Y
7E82	39		00750	RETURN	
7E83			00760	DB1	2
7E85			00770	DB2	2
7E87	7F	7FFD	00780	INKEY	CLR
7E8A	7F	7FFE	00790		CLR
7E8D	6F	E4	00800		CLR
7E8F	AD	9F A002	00810	JSR	[\$A002]
7E93	7C	7FFE	00820	INC	MEMTOP-1
7E96	AD	9F A000	00830	ILOOP	JSR
					[\$A000]

Computer Island Educational Software

ARROW GAMES

32K Ext. - \$21.95 tape/\$26.95 disk
Six menu driven games for young children (ages 3-6) to teach directions. All games involve using the arrow keys ONLY. Games include: LADYBUG, BUTTERFLY, ARROW MATCH, KALEIDOSCOPE, RABBIT, and DOODLE. Colorful graphics.

FIRST GAMES

32K Ext. - \$24.95 tape/\$29.95 disk
First Games contains 6 menu driven programs to delight and teach your early learners (ages 3-6). These games enrich the learning of colors, numbers, lower case letters, shapes, memory, visual discrimination and counting.



CLOZE STORIES


32K Ext. - \$19.95 Tape/\$24.95 Disk
These programs give students practice using the popular CLOZE reading technique. Each program contains grade appropriate short stories with key missing words to be deduced by the student. Available for grades 3, 4, 5, 6, OR 7. Please specify.

DRAWING CONCLUSIONS

32K Ext. - tape \$19.95/disk \$24.95
These programs contain short stories. Each story has two accompanying questions that ask the student to draw conclusions from the text. Available for grades 3-4 OR 5-6. Please specify.

LOCATING STORY DETAILS

32K Ext. - disk only - \$24.95
These programs contain short stories. Each has an accompanying picture. Questions about story details refer to either the text or pictures. The disk generated graphics are an integral part of these attractive programs. Available for grades 2-3 OR 4-5. Please specify.




FOREIGN LANGUAGE GAMES

32K Ext. - \$19.95 tape/\$24.95 disk
(500 words)

French or Spanish Baseball

Score base hits or home runs for correct answers. You're out if wrong. Correct answers supplied. Fun way to learn and practice vocabulary. PLEASE SPECIFY LANGUAGE.



PUNCTUATION PRACTICE

32K Ext. - tape \$19.95/disk \$24.95
On screen practice in proper usage of the familiar punctuation marks. Grades 3-7.



MATH TUTOR SERIES

16K Ext.

These tutorials take the child through each step of the example. All programs include HELP tables, cursor and graphic aids. All allow user to create the example, or let the computer choose. Multi-level. Great teaching programs.

LONG DIVISION TUTOR

\$14.95 tape/\$19.95 disk

MULTIPLICATION TUTOR

\$14.95 tape/\$19.95 disk

FACTORS TUTOR

\$19.95 tape/\$24.95 disk

FRACTIONS TUTOR (addition)

\$19.95 tape/\$24.95 disk

FRACTIONS TUTOR (subtraction)

\$19.95 tape/\$24.95 disk

FRACTIONS TUTOR (mult.)

\$19.95 tape/\$24.95 disk

COMPUTER LITERACY


32K Ext. - \$19.95 tape/\$29.95 disk
A computer literacy quiz exclusively for the Color Computer. Tests and scores from over 60 questions on a Hi-res upper and lower case screen. Reviews computer literacy and beginning programming knowledge. Ages 10 and up.



(718) 948-2748 Evenings after 7:00 PM EST

Dept. R 227 Hampton Green, Staten Island, N.Y. 10312

Send for catalog with complete descriptions.



Please add \$1.00 per order for postage. N.Y. residents, please add proper tax. FREE set of BINARY DICE, including full directions, with orders of 2 or more items.

Dealer Inquiries Invited.

TRS-80 Color Computer

All Payments in U.S. Funds.

7E9A	27	FA	00840		BEQ	ILOOP
7E9C	81	0D	00850		CMPA	#\$0D
7E9E	27	04	00860		BEQ	CANCEL
7EA0	81	03	00870		CMPA	#\$03
7EA2	26	DC	00880		BNE	MRETRN
7EA4	7F	7FFE	00890	CANCEL	CLR	MEMTOP-1
7EA7	20	D7	00900		BRA	MRETRN
7EA9	34	14	00910	LOOP5	PSHS	X, B
7EAB	8E	7F07	00920		LDX	#DATA
7EAE	AD	9F A000	00930	LOOP6	JSR	[\$A000]
7EB2	26	0E	00940		BNE	LOOP7
7EB4	B6	0113	00950		LDA	\$113
7EB7	48		00960		LSLA	
7EB8	84	20	00970		ANDA	#\$20
7EBA	8A	8F	00980		ORA	#\$8F
7EBC	A7	9F 0088	00990		STA	[\$88]
7EC0	20	EC	01000		BRA	LOOP6
7EC2	C6	60	01010	LOOP7	LDB	#\$60
7EC4	E7	9F 0088	01020		STB	[\$88]
7EC8	81	15	01030		CMPA	#\$15
7ECA	26	12	01040		BNE	SKIP
7ECC	8C	7F07	01050		CMPX	#DATA
7ECF	27	0D	01060		BEQ	SKIP
7ED1	86	08	01070	FLUSH	LDA	#\$8
7ED3	AD	9F A002	01080		JSR	[\$A002]
7ED7	30	1F	01090		LEAX	-1, X
7ED9	8C	7F07	01100		CMPX	#DATA
7EDC	26	F3	01110		BNE	FLUSH
7EDE	81	0D	01120	SKIP	CMPA	#\$0D
7EE0	27	20	01130		BEQ	DONE
7EE2	81	08	01140		CMPA	#\$08
7EE4	27	0F	01150		BEQ	BACKSP
7EE6	81	03	01160		CMPA	#\$03
7EE8	27	C4	01170		BEQ	LOOP6
7EEA	A7	80	01180		STA	, X+
7EEC	8C	7FFB	01190		CMPX	#MEMTOP-4
7EEF	23	0B	01200		BLS	CHROUT
7EF1	30	1F	01210		LEAX	-1, X
7EF3	20	B9	01220		BRA	LOOP6
7EF5	8C	7F07	01230	BACKSP	CMPX	#DATA
7EF8	27	B4	01240		BEQ	LOOP6
7EFA	30	1F	01250		LEAX	-1, X
7EFC	AD	9F A002	01260	CHROUT	JSR	[\$A002]
7F00	20	AC	01270		BRA	LOOP6
7F02	6F	84	01280	DONE	CLR	, X
7F04	35	14	01290		PULS	B, X
7F06	39		01300		RTS	
7F07		00	01310	DATA	FCB	0
		7E00	01320		END	START

00000 TOTAL ERRORS

Telewriter-128™

the Color Computer 3 Word Processor

For over 5 years now, Telewriter has been the #1 Color Computer word processor, both in popularity and in performance. Telewriter's near perfect mix of sophisticated professional features and a very natural user interface, has earned it the highest praise in numerous magazines, and an intensely loyal following among tens of thousands of Color Computer users all over the world.

HISTORY

Throughout the history of the Color Computer, Telewriter has pioneered software breakthroughs that set the standards.

In 1981, it was Telewriter 1.0 that first took the Color Computer's inadequate 32X16 all-uppercase display, and replaced it with a graphics-based 51X24 upper and lowercase display.

A few years later, Telewriter-64 added high density 64X24 and 85X24 displays and access to the full 64K of the newer Color Computers.

THE NEW AGE

Today, Telewriter-64 is recognized as the standard Color Computer word processor. It runs on all Tandy Color Computers — from the original Color Computer 1, to the Color Computer 2, and 3.

But the Color Computer 3 brings a whole new level of power to low cost computing and, so, a new Telewriter is here to put that power to work for you. We call it Telewriter-128.

TELEWRITER-128

You don't mess with a good thing, so Telewriter-128 is still Telewriter-64 at heart. The commands, and the user interface are essentially the same. If you know Telewriter-64, then you already know Telewriter-128. And, if you don't know Telewriter-64, you'll still have an easy time learning and using Telewriter-128.

80 COLUMNS

But there are major differences as well. First, Telewriter-128 uses the Color Computer 3's new 80 column screen display.

This means, simply, that using Telewriter-128 on a low cost Color Computer 3 will look a lot like using a more expensive word processor on a much more expensive IBM PC, PS/2, or clone.

SPEED

Second, Telewriter-128 is lightning fast. Telewriter-64 was fast in its own right, but, by accessing the Color Computer 3's video hardware directly, and by running the machine in double speed mode, Telewriter-128 is able to provide extremely fast scrolling and instant paging — functions whose speed is crucial to serious word processing.

In this department, Telewriter-128 doesn't simply keep up with IBM-based word processors — it generally surpasses them!

EASE

Third, Telewriter-128 adds a host of new features big and small, that make it even easier to use.

Features like: Quick function key access to the editor or the menus — an instant on-line help screen summarizing all Telewriter commands and special characters — an option file where you store your personal set of format and screen settings so you only have to set them once!

Then, there's a quick save feature which allows you to save all your current work without leaving the editor. There's a simple way to cursor through the disk directory and read in a file by just hitting ENTER. And there's more.

NEW POWER

Telewriter-64 always had the power to handle any kind of serious writing, from letters to textbooks. But, here too, Telewriter-128 adds major features.

Like Macros — which let you insert whole words or phrases (even sets of control codes or format commands) into your text, with a single keypress. And every time you power up Telewriter-128, the macro definitions are automatically loaded*, so they're always there.

Then there's a Print Preview feature that shows you, on-screen, the way your printed text will look — with margins, headers, centering, justification, page numbering, and page breaks. This guarantees letter perfect documents every time, and makes tasks like widow/orphan line elimination, a breeze.

TELEWRITER-64 OR TELEWRITER-128

We could go on listing features, but the point is this: If you own a Color Computer, you already have the hardware for the most powerful, low cost word processor in town. All you need now is to add the heart and soul:

Telewriter-64, for the Color Computer 1 and 2, costs \$59.95 on disk, \$49.95 on cassette.

Telewriter-128 for the Color Computer 3 costs \$79.95 on disk, \$69.95 on cassette.

To order by Mastercard or Visa call (619) 755-1258 anytime, or send check or money order plus \$2 shipping (Californians add 6% sales tax) to:

COGNITEC

704 Nob Ave.

Del Mar, CA 92014

To upgrade from Telewriter-64 to Telewriter-128, return your original disk or cassette with \$39.95. (Add \$10 if you're also upgrading from cassette to disk. Deduct \$10 with proof of Oct '87 - Feb '88, purchase of Telewriter-64.)

When I first got Telewriter-64 last year, I was in heaven. I couldn't believe the program's versatility and ease of use.

-The RAINBOW, Oct. 1985

TELEWRITER-64 FEATURES: Compatibility with any printer that works with the Color Computer; embedded control codes for underlining, boldface, sub/superscript, variable fonts; format commands for headers, centering, margin and spacing changes anywhere in the document; Format menu to set margins, spacing, page numbering, BAUD rate, lines per page, justification; Chain printing for one shot printing of multi-file documents. Fast, full-screen editor with wordwrap, block copy/move/delete, global search and replace, wild card search, fast 4-way auto-repeat cursor, fast scrolling, forward and backward paging, text alignment, tabs, error protection, word and line counter. Insert or delete text anywhere on the screen. Simple, easy to remember commands. Optional ASCII files for compatibility with spell checkers, terminal programs,

and BASIC. Load, save, append, partial save files to disk or cassette. Kill, rename and list disk files. Cassette verify and auto-retry on error.

TELEWRITER-128 - ADDITIONAL FEATURES: Print preview from editor; multiple copy print; footers; hanging indents; cursor thru disk directory to load, append, rename and kill files; quick file save from editor; keyclick; key repeat; true block move; 24, 25, or 28 line screen; 40 or 80 column screen; dual speed cursor; on-line help; overstrike mode; word delete; wordwrap at margin; user definable macros; nested macros; instant status window for information on cursor position, word count, etc.; instant function key access to menus or editor; options menu for setting character and screen colors, key repeat and delay rates, definable foreign symbols.

Disk Transfer

I would like to run Radio Shack's Ernie's Magic Shapes, Cookie Monster's Letter Crunch and Grover's Number Rover from disk. However, these programs were written to run from cassette only, and conflict with address assignments for the DOS. They were also written in absolute reference code and are not readily relocatable. Is there a way to transfer the code?

John W. Hefler
Sausalito, CA

RX I wrote a program called *TAPE-FIX* that automatically modifies tape programs by appending a machine language loader. The program was published in the September 1983 issue of *HOT CoCo* in the article "Disk Utilities." For reprints, write CW Communications, 80 Pine St., Peterborough, NH.

Controlling Plug 'N Power

I seem to remember reading in *RAINBOW* some instructions for controlling Radio Shack's Plug 'N Power Remote Control modules directly from BASIC. Could you tell me what issue this was in or where else I can find this information?

Fred Kaplan
Topeka, KS

RX A.B. Trevor wrote four articles on the original Plug 'N Power (X10) system for the CoCo: "Let CoCo Control Your Home Power Units," February 1983; "CoCo Clock, An Accurate Timepiece," April 1983; "X10 Protocol Theory, Home Power Control," June 1983; and "Keep Your Home On Schedule," August 1983.

Richard Esposito is a senior project engineer with Northrop Corp. He holds bachelor's, master's and doctorate degrees from Polytechnic Institute of Brooklyn. He has been writing about microcomputers since 1980.

Richard Libra is a simulator test operator for Singer Link Simulation Systems Division.



By Richard E. Esposito
Rainbow Contributing Editor
with Richard W. Libra

Mitsubishi Drives on CoCo 2B

I have a CoCo 2B with HDS controller and one MPI 51 drive, running BDOS. I recently got a great deal on two Mitsubishi 80-track drives (double-sided). They won't work at present. Will my controller handle these drives and, if so, is there a DOS available to run them? I have a friend who says that patched ADOS will work. Is this true, and how is the patch done?

James L. Pogue
Marietta, GA

RX ADOS comes with a configuration program, and 80-track drives is one of the options.

Altering BASIC

I have heard about the "all-RAM mode," which puts BASIC into RAM. How do you edit BASIC with the all-RAM program, to change BASIC commands, for example.

Daniel L. Miller
Oregon, OH

RX On boot-up with the CoCo 3, or after running a ROM-to-RAM program on a 64K CoCo, you can either poke or use a machine language program to modify BASIC (addresses \$A000

through \$BFFF), Extended BASIC (\$8000 through \$9FFF) or Disk BASIC (\$C000 through \$DFFF).

CoCo and Commie Compatibility

I was wondering if there is a way that the CoCo can run Commodore 64 software.

Alvin Malone
Diaz, AZ

RX Only if the program is in BASIC and you transfer the ASCII code. It will also most likely require some modification since the two BASICs are not totally compatible.

Color Blind Software

Is there a way to cause the correct color to come up in high resolution screens with software instead of by constantly pressing the reset button?

Richard Schultz
Carmichael, CA

RX The four-plus color, 256-by-192 mode on the CoCo 1 and 2 machines is not officially supported in the 6847 SAM chip's documentation. The red/blue interchange on these machines cannot be controlled by software to automatically start the same way all the time.

OS-9 BBS Software

I'm looking for information on where to get BBS software that runs under OS-9 for our CoCo club in York, Pennsylvania. Can you help?

Christian B. Lutz
York Haven, PA

RX An OS-9 BBS program called *PBBS 5.0* is available for \$50 from Steve Roberson, (602) 884-7840. He recommends that the user have double-sided, 40-track drives at a minimum to use it. The source code is also available for an additional \$50.

Botched Communications

I have tried and tried to communicate with my friend's OS-9 system using my modem, but each time I attempt to send underlines, boldface

DISTO

SUPER PRODUCTS

INTRODUCES THE FANTASTIC SUPER CONTROLLER II

POWER BEYOND BELIEF



- Radio Shack/Tandy controller compatible.
- Works on all COCOs! 1, 2 or 3, with or without Multi-pak interface.
- One 24/28 pin socket, for 8K ROM, 2764, 27128 or 27256.
- Internal Mini-Expansion-Bus Connector for one DISTO Super Adapter board.
- Low Power draw; Within COCO's power requirements.
- Gold Plated edge connectors.
- Under OS-9:
 - Buffered Read/Write sector achieved without halting the CPU.
 - Continual use of keyboard even while Reading or Writing to disk.
 - System's Clock no longer loses time during Read & Write.
 - NMI is blocked and transferred to IRQ in software for low CPU overhead.
 - Completely Interrupt driven for fast and smooth Multi-Tasking operations.
 - Drivers (written by Keven Darling) for Level 1 and 2.

Suggested Retail Price

\$150

Introductory Price \$130


DISTO SUPER CONTROLLER I \$99.95



A superb controller. Along with the included C-DOS, plug-in three more software selectable 2764 or 27128 EPROMs burned to your liking.

The internal Mini Expansion Bus lets you add some incredible features to the controller. Disto Super Add-Ons were designed to fit neatly inside the Super Controller case.

DISTO SUPER RAM 3
Zero K \$ 29.95
Full 512K \$ 79.95



Now is the time to upgrade your COCO 3 to 512K of memory. Available with or without memory chips, the Super Ram 3 board is easily installed inside the COCO. It is fully compatible with OS-9 Level 2 and is delivered with a software package (for BASIC) that includes: a printer spooler, a ramdisk, a memory test and an install/configure program for your system.

DISTO SUPER ADD-ONS

REAL TIME CLOCK AND PARALLEL PRINTER INTERFACE

Have the Real Time, date and year displayed on your screen at a simple command. **\$39.95**

MINI EPROM PROGRAMMER

A low cost EPROM programmer that attaches directly to your Disto Super Controller to program those often used utilities. **\$54.95**

HARD DISK INTERFACE

A hard disk interface fully compatible with S.A.S.I. controller. Fits inside the Super Controllers, Ramdisk or MEB adapter. OS-9 Drivers are included. **\$49.95**

SUPER RAMDISK 512K

Imagine having access to 512K of virtual disk memory in close to no time. Upgradable to One Megabyte **\$119.95**

MEB ADAPTER

A Stand-Alone Mini-Expansion-Bus in which you can plug any other DISTO Adapter directly in a Multi-pak without the need for a Super Controller or Ramdisk **\$24.95**

SEND FOR FREE 1988 WINTER CATALOG

CRC **CRC COMPUTERS inc.**

10802 Lajeunesse, Montreal, Quebec, Canada, H3L 2E8

MASTER CARD
AND VISA
ACCEPTED

1-514-383-5293

We accept phone orders.
Call for Canadian prices.

Include S&H of \$4 or \$8 if order exceeds \$75.

characters, blinking characters, etc., all he gets is a homed cursor, and the rest of the special codes are ignored. Is this a bug or am I doing something wrong?

Tom Sanders
Parma, MI

R Thanks to Kevin Darling for coming up with a patch. Using *Mod-patch*-s, patch CC3IO:

c 778 a7 12
c 779 c8 12
c 77a 1f 12
c 79f 4b 4e
c 9ef c8 12
c 9f0 1f 12
c a2d bd c0

v

Then use *Save* to make a new module or *Cobbler* a new patched disk.

CoCo 3 Keys

I I just would like information on the CoCo 3 keyboard, specifically the F1, F2, CTRL and ALT keys. The CoCo manual doesn't cover them at all.

Kenneth Allen Leap
Norfolk, VA

R The ALT, CTRL, F1 and F2 keys occupy addresses 341, 342, 343 and 344 of the keyboard rollover table. When any one of these keys is pressed, the value at its corresponding address in the keyboard rollover table changes from 255 to 191. You can use this information in writing your own programs to detect when one of these keys are pressed.

Old Controller, New CoCo

I I have an old silver-case CoCo (F board — 1982) and a silver-case upright disk drive, which connects to the CoCo by means of a black controller. I would like to upgrade to a CoCo 3, but don't want the expense of a new disk drive and controller. Can I use my old disk drive and controller on a CoCo 3? Would a Multi-Pak interface solve my problem?

Charles Waldron
Fairfield, CT

R Your current controller, if it requires 12 volts, will not work with a CoCo 3 unless it somehow gets the required 12 volts (the use of a Multi-Pak is one way to supply the necessary 12 volts). OS-9 Level II runs at 2 MHz, which cannot be handled by most of the 12-volt controllers. If you plan to use OS-9 Level II, I'd suggest getting a new

controller. But, before you purchase either a Multi-Pak or a controller, check to see if you already have a 5-volt controller, for some of the earlier ones came with black housings.

Of Modem Paks and DeskMate 3

I Do you know of a way to use Radio Shack's Direct Connect Modem Pak (Cat. No. 26-2228) through the "Telecom" section of DeskMate 3 for the CoCo 3?

A.M. Fransen
Calgary, Alberta

R After you swap disks and select telecommunications, specify ^M1 as your serial port.

64K Programs on 512K

I I'm thinking about selling my 64K CoCo and buying the CoCo 3 with the 512K upgrade kit. If I do, will I be able to run my 64K programs on it with no problems?

Michael Duvall
Zanesville, OH

R Yes and no. Many of your 64K programs will work without modification, some will work with minor fixes, and some may not be worth the time or trouble to fix. The two major areas of problems are those programs that interfere with the GIME chip and Super Extended BASIC. The former problem is usually with a 64K boot routine messing up the GIME (e.g., the VIP series programs have this problem); it is relatively easy to fix. The latter problem can be more difficult since code may have to be extensively modified.

The Power of the Pins

I The disk controller shipped with the original CoCo drives required a -5-volt supply from the CoCo to operate. The CoCo 2 does not have this source available on its cartridge connector. It is not possible to solve this problem using a Multi-Pak interface, since they are no longer available in Europe. Using some elementary electronic components, one can generate a -5-volt output coming from a 10-volt (or more) source. The only problem is the pin number on the cartridge connector. Would it be possible for you to inform me on this subject?

Dirk Vandekerckhove
B-8600 Menen, Belgium

R The power supplied at the ROM-pack port on the original CoCos was at 1) -12V(100MA), 2) +12V(300 MA), and 9) +5V(300MA). There was no external -5-volt supply.

Mac Hard Drives

I Can you make use of all the keys on the CoCo 3 keyboard on a CoCo 1 (F board)? If so, how complicated would it be? Could I hook up a Corvus 5 Mb hard drive, last used on a Macintosh, on my CoCo 1?

Rod Reinemer
Leaburg, OR

R The CoCo 3 keyboard is available from Radio Shack National Parts (Part No. AXX-0245). It should plug right in. With the proper interfacing hardware and software, you could use the drive. For starters, contact OwlWare and Burke & Burke, both advertisers in this magazine.

CoCo's British Brothers

I I am likely to move to England soon and would like to know if my CoCo would work there using a locally bought TV. I know that they use a 220-volt, 50Hz electrical system and a TV system called PAL instead of our NTSC. Is there a British computer similar to the CoCo? Would it run all the CoCo's programs?

Zafer Deeb
Toledo, OH

R There is a PAL version of the CoCo sold in Europe that is software-compatible with the NTSC versions sold here. Also, there is a CoCo clone called the Dragon sold there that will run some of the CoCo's software. See the recent article "CoCoing Abroad," in the November 1987 RAINBOW, Page 32, by Marty Goodman and Don Hutchison.

For a quicker response, your questions may also be submitted through RAINBOW's CoCo SIG on Delphi. From the CoCo SIG> prompt, pick Rainbow Magazine Services, then, at the RAINBOW> prompt, type ASK for "Ask the Experts" to arrive at the EXPERTS> prompt, where you can select the "Doctor ASCII" online form which has complete instructions.



Barden's Buffer

An A'maze'ing Adventure

By William Barden, Jr.
Rainbow Contributing Editor

The Winchester Mystery House, found in Silicon Valley, California, started as a basic three-story Victorian home. Lucy Winchester, widow of the arms manufacturer, kept adding to it — as long as she kept building, she believed, she would never die.

There are stairways in the house that go nowhere, doors that open to sheer three-story drops, and doors that don't open at all. I was reminded of the house when writing this column — the maze game presented here is similar, and some of the problems I ran into while writing the program are analogous to those fake doors and empty rooms.

In this column I'll describe the maze game and its development and suggest ways you can add to it for your own version. You won't have to add much, though; by itself it's an interesting game, relying heavily on three-dimensional arrays and string processing, among other things.

The Scenario

It's like this: Lucy Winchester has kidnapped you. Groggily, you awake (with a nasty headache) to find yourself in an interior room of the house. In order to find your way out, you'll have to negotiate the various rooms, floors and dead ends. (If you don't like that one, another scenario involves an abduction by aliens that look like clones of CoCo Cat — I'll leave it to you to establish your own fantasy.) In any event, you're in the middle of a three-dimensional box, as shown in Figure 1, and must find your way out to one of the four sides, the top or bottom.

Within the maze is a series of rooms. Each room can have a door on the left, a door on the right, a door in front of you, a door behind you, an opening in the ceiling to the floor above (no staircases here) or an opening in the floor to the floor below. Rooms may have any combination of these doors and openings — one room may have no doors, but another may have two doors and a ceiling opening. A room with every door and opening is presented in Figure 2.

Bill Barden has written 27 books and over 100 magazine articles on various computer topics. His 20 years' experience in the industry covers a wide background: programming, systems analysis and managing projects for computers ranging from mainframes to micros.

Game Play

By pressing keys you can move to adjacent rooms and go up or down one floor. When you go through a door, you may change directions. If you select the door to the right, for

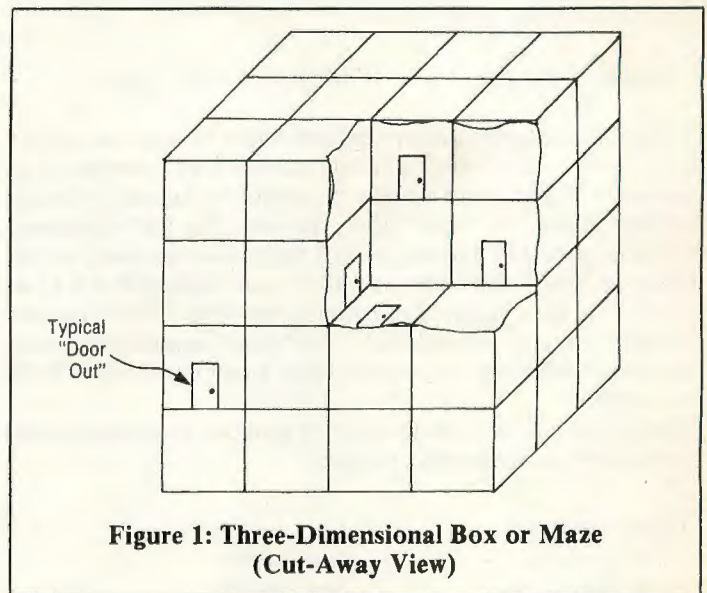


Figure 1: Three-Dimensional Box or Maze
(Cut-Away View)

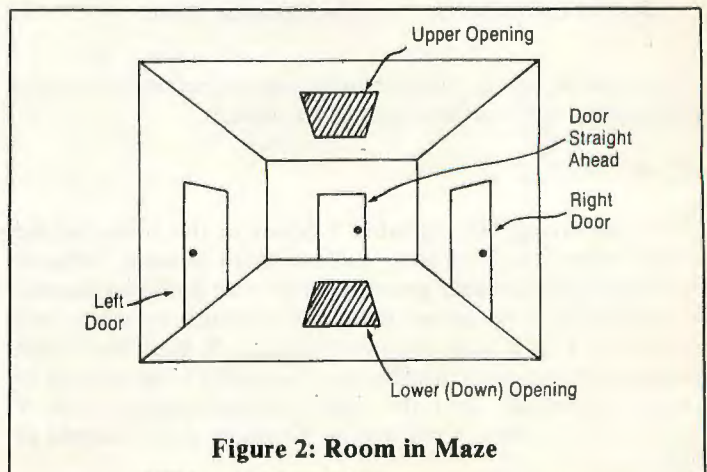


Figure 2: Room in Maze

example, you'll be facing the new room at a right angle to the old direction. Pressing these keys takes you from room to room:

- S through the door straight ahead
- B through the door behind you
- L through the door on your left
- R through the door on your right
- U through ceiling opening to floor above
- D through floor opening to floor below

Designing the Maze Game

Let's start off by assuming that the maze is a box, consisting of height, width and depth. We'll assume that the height must be greater than one story and the width and depth greater than two.

We could number each of the rooms, as shown in Figure 3, starting at the upper-left corner of the box and working down toward the lower-right corner. Numbering might work like the numbering of hotel rooms, which use the floor number as their first number — rooms 401 through 412 for rooms on Floor 4, for example.

This is a cumbersome way of identifying the rooms, however. Is Room 412 toward the front or back of the building? Is Room 401 on the left or right side? Another way to define the rooms is to use a *three-dimensional array*. An array is defined by the dimension statement (DIM) in Extended Color BASIC.

```
100 DIM R(2, 3, 4) 'height, width, depth
```

The DIM statement above defines a box that is two stories high, three rooms wide, and four rooms deep, numbered as shown in Figure 4. The box is called R. Actually, there's another floor, the "zero" floor, as well. The DIM statement allocates an array starting with 0 for all dimensions, so the height is 0 to 2, the width is 0 to 3, and the depth is 0 to 4, making the total number of rooms 3-by-4-by-5, or 60 rooms. However, in a lot of programs, the "zero" index is not used, because numbering often starts from 1 and not from 0. We'll do that here.

Variables can be used in place of numeric constants in the DIM statement, as in this example:

```
100 INPUT H 'get height
110 INPUT W 'get width
120 INPUT DP 'get depth
130 DIM R(H,W,DP) 'allocate array
```

Once the array has been defined, you can refer to any room in the array with its coordinates, or *indices*:

```
140 C=R(2,1,3)
```

The statement sets variable C equal to the room on the second story, the first row, and the third column. What is "in" R(2,1,3) is another problem, which we'll discuss shortly.

Instead of using stories, rows and columns, however, let's use the X/Y/Z scheme, shown in Figure 5. Here the height is equivalent to the Z dimension, the width is equivalent to the X dimension, and the depth is equivalent to the Y dimension. A room is defined by R(height,width, depth) or R(Z,X,Y).

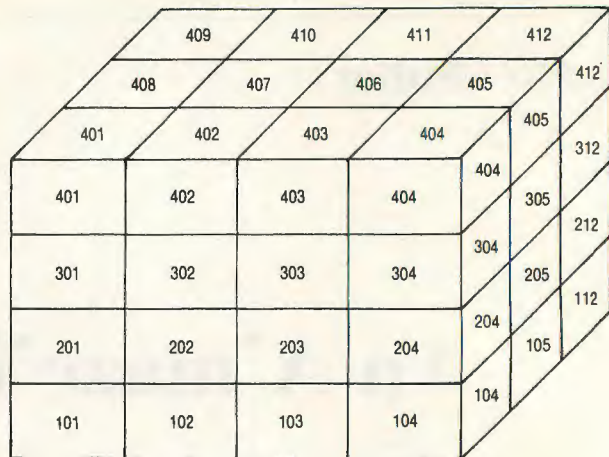


Figure 3: Hotel Room Numbering Scheme

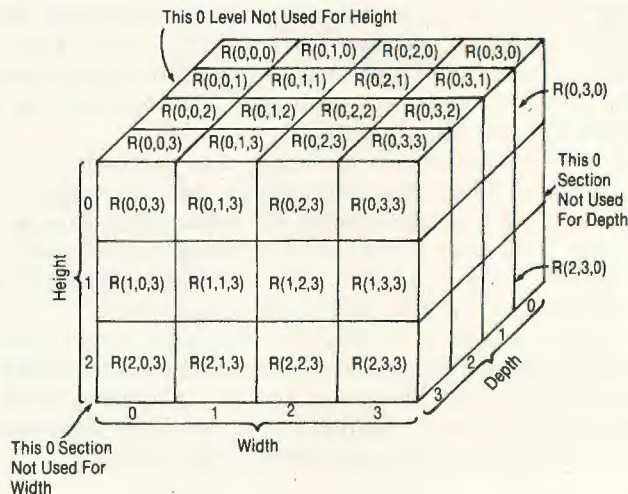


Figure 4: DIM Numbering

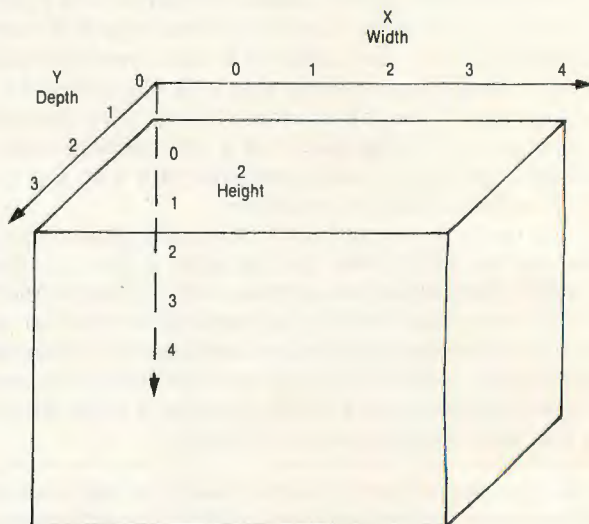


Figure 5: X/Y/Z Scheme



TOM MIX COMPANIES

FLIGHT 16*† - This is the very finest flight simulation program on the market today. Flight 16 will work with all color computers. Flies very much like a Cessna 150. Is a full instrument aircraft with sound effects and out-the-window graphics. As a REAL bonus feature, you may design your own airports and flight areas.

\$34.95

WORLDS OF FLIGHT*† - A real-time flight simulation of a sophisticated ultra-light aircraft which generates panoramic 3-D views of ground features as you fly in any of nine different "worlds." The manual included explains the instrument panel, the basis of flight control, etc. For the serious simulation buff!

\$30.95

32K

P51 MUSTANG ATTACK/FLIGHT SIMULATION*† - The ultimate video experience! For the first time ever, two CoCo's can be linked together via cable modem. (If playing via modem, both computers require a copy of the program.) Or play alone and sharpen your skills against a non-combatant computer drone.

\$30.95

32K

APPROACH CONTROL SIMULATION* - "Caught in a blinding snowstorm, two jet airliners are on a collision course. Hundreds of lives are at stake! A high-speed disaster is inevitable unless you act fast..." This and many other scenarios await you as the Air Traffic Controller. Experience firsthand challenges, frustrations and pressures felt by all Air Traffic Controllers!

\$25.95

32K

THE KING*† - This is a color computer classic! Looks and plays like the popular arcade game. Contains the same four screens as the original: barrels, pins, jacks, and conveyors. Super graphics!

\$25.95

32K

TRAPFALL*† - The "pitfalls" in this game are many. Fight your way through the jungle collecting hidden treasures as you go.

\$20.95

16K

KATERPILLAR II*† - The CoCo has needed a perfect centipede-type game since day one. You will throw all imitations aside when you see this.

\$20.95

16K

BUZZARD BAIT*† - We've done it again. Outstanding high resolution graphics and sound make this "joust" type game a must for your software collection. One or two players.

\$20.95

32K

MS. MAZE*† - Ms. Maze combines brilliant color, high resolution, detailed graphics and music to make it look and play like the arcade version. It is the closest thing to the arcade Pac games that we've seen for the CoCo! Arcade Aces — this one's for you!

\$20.95

32K

CUBER*† - The hazards faced by Cuber are many! Help him change the colors of the pyramid while avoiding the many dangers always present.

\$20.95

32K

FANGMAN*† - Based on the Dracula legend, you are Dracula, stalking, invading villagers. Several levels of difficulty and a Bonus Clock make it fun!

\$20.95

16K

DRAGON SLAYER* - Save the villagers of Pendor from Icarus, the bloodthirsty dragon! He lives in a cave way up in the mountains, which is a treasure chest full of gems and cashbags. Be on the lookout for enemies and barriers at all times! Ten levels with sixteen rooms per level; over 160 exciting screens.

\$20.95

32K Disk only

THE SAILOR MAN*† - Avoid the punches of the Bigfat-badguy and the flying bottles thrown by the Oldgullyseawoman to rescue Elsie and win her heart! One or two players. More great sound and graphics from the author of "The King!"

\$25.95

64K

GOLD FINDER*† - Here's the quality you have come to expect from TOM MIX! While avoiding enemies, pick up all the pieces of gold along the way; then ride, the elevator to the top to solve each level. Sixty-nine levels. PLUS now you can create your own levels.

\$20.95

32K Disk only

DONUT DILEMMA* - Angry Angelo has raided Antonio's Donut Factory sending the entire complex into a frenzy! Donuts have come alive and all the machines are out of control. Hurry! Time is running out!

\$20.95

32K

NEUTROIDS - Fast-paced action, super graphics and, above all else, sound from your CoCo like you've never heard before! Complete each grid quickly before the particle vault reaches the meltdown state!

\$20.95

16K

MONEYOPOLY*† - Now you can play the popular board game on your color computer! Probably the most realistic computer board game simulation ever. Contains all the features of the original game. Two to four players.

\$20.95

32K

BATTLE STATIONS - Here is another realistic and fun remake of a popular board game! Place your ships for battle and pit your skill, strategy and luck against the cunning logic of the computer.

\$20.95

32K

SPECIAL OFFER:

Order two, take \$5.00 off total

Three or more, take \$8.00 off total

WAREHOUSE MUTANTS*† - Journey through the warehouse seeking out the invading mutants who are out to destroy you. Watch out! They will break out of their crates and push them at you in the hopes of crushing you!

\$20.95

16K

DRACONIAN*† - Your mission is to destroy all of the enemy bases within each sector, rescue as many astronauts as possible and dock with the friendly base at the top of the sector. Your spaceship can move in eight different directions. An exciting program with outstanding graphics and sound!

\$20.95

32K

THE FROG* - Cross the busy highway to the safety of the median and rest a while before you set out across the swollen river teaming with hidden hazards. Super graphics and sound.

\$20.95

16K

THE MARTIAN CRYPT* - A graphic adventure with sound effects and over 30 screens of animated hi-res graphics! Man discovers that life once existed on Mars!

\$20.95

32K

VEGAS SLOTS - CoCo III Only - Seven of the most popular slot machine games found in Vegas are yours for the price of one: MultiBars, Fruit MultiBars, Right-Left/Left-Right, Lucky Dollar, Melons and Bars, Fruit and Bar 5. Designed to be as real as being there. One of the most outstanding programs we have ever offered.

\$29.95

Disk only

VIDEO CARDS & KENO - CoCo III Only - Play Video Poker, Jokers Wild, Blackjack, and Keno. These games are so real you expect to see Wayne Newton walk by! Outstanding graphics and movement. Wanna Bet?

\$29.95

Disk only

VEGAS GAME PAK*† - Now you can bring Las Vegas home with you! This package contains six different games: Video Keno, Video Poker, and Video Blackjack, plus three slot machine lookalikes, Bar 5, 3 Line, and Right/Left.

\$24.95

16K

elec*TRON*† - Patterned after the popular arcade game, there are four men on your team and four subgames to complete.

\$20.95

16K

THE WILD WEST - CoCo III Only - The notorious desperado Black Bart has escaped from jail and is on his way to Dry Gulch to recover his hidden fortune. Can you capture him? Four voice music and sound effects and a vocabulary of over 100 words!

\$20.95

Disk only

WIZARD'S DEN* - Another of our outstanding graphic adventures! You must recover the Gem of Damocles, stolen by the Evil Wizard. His magic is strong and he can make you see things that don't exist!

\$20.95

64K Disk only

LUNCHTIME*† - Your chef, Peter Pepper, is surrounded! Dodge pickles, hot dogs and eggs while building hamburgers. Fast paced action for either one or two players.

\$19.95

32K

BREWMASTER*† - Move along the end of the bars serving beers to your thirsty customers, but watch out for falling glasses and rowdy customers!

\$15.95

32K

MAUI VICE*† - Step into the shoes of Crock and Bubbs in this graphic adventure and gather evidence. A new story generated each time you play!

\$20.95

64K extended basic, Disk only

CHAMBERS*† - Loosely based on Cosmic Chasm, in each level you must destroy all of the evil creatures. In all there are 20 series of chambers with 20-35 interconnected rooms.

\$15.95

32K

FOURCUBE*† - Fourcube is a 3-dimensional extension of standard tictactoe. Be the first to get four cells of your color in a straight line.

\$15.95

32K

QUIX*† - Fashioned after a popular arcade game with a similar name, it is simply frustrating. Fill in the screen without the Quix's, sparklers or wicks touching you!

\$19.95

32K

CO CO CROSSWORDS* - Attention all crossword puzzle addicts! Now you can solve them on your color computer! Master set contains 27 puzzles with four levels of difficulty.

\$19.95

32K Disk only

Each additional set \$9.95; Sets #2, #3, and #4 available.

GOLD RUNNER* - Travel the maze in your never-ending search for gold, but be careful! Clear the first screen and 32 more await you!

\$15.95

64K

TEACHERS DATABASE II* - Allows teachers to keep computerized files of students. • Up to 100 students, 24 items per student • Statistical analysis of scores • Grades can be weighed, averaged, percentaged • Test result graphs/grade distribution charts

\$59.95

64K TDBII Disk Only

\$42.95

32K TDB

More educational software available.

TOM MIX SOFTWARE

P.O. Box 201
Ada, Michigan 49301
616/676-8172

- Specify tape or disk when ordering
- Add \$3.00 postage/handling
- MI residents add 4% sales tax



* CoCo 1, 2, 3 compatible

† Joystick required

Write for free catalog

Table 1: Decimal, Hexadecimal and Binary Values

0	&H00	000000	16	&H10	010000	32	&H20	100000	48	&H30	110000
1	&H01	000001	17	&H11	010001	33	&H21	100001	49	&H31	110001
2	&H02	000010	18	&H12	010010	34	&H22	100010	50	&H32	110010
3	&H03	000011	19	&H13	010011	35	&H23	100011	51	&H33	110011
4	&H04	000100	20	&H14	010100	36	&H24	100100	52	&H34	110100
5	&H05	000101	21	&H15	010101	37	&H25	100101	53	&H35	110101
6	&H06	000110	22	&H16	010110	38	&H26	100110	54	&H36	110110
7	&H07	000111	23	&H17	010111	39	&H27	100111	55	&H37	110111
8	&H08	001000	24	&H18	011000	40	&H28	101001	56	&H38	111000
9	&H09	001001	25	&H19	011001	41	&H29	101001	57	&H39	111001
10	&H0A	001010	26	&H1A	011010	42	&H2A	101010	58	&H3A	111010
11	&H0B	001011	27	&H1B	011011	43	&H2B	101011	59	&H3B	111011
12	&H0C	001100	28	&H1C	011100	44	&H2C	101100	60	&H3C	111100
13	&H0D	001101	29	&H1D	011101	45	&H2D	101101	61	&H3D	111101
14	&H0E	001110	30	&H1E	011110	46	&H2E	101110	62	&H3E	111110
15	&H0F	001111	31	&H1F	011111	47	&H2F	101111	63	&H3F	111111

What's in a Room

What *is* in a room? We know that the array R is a numeric array and each room or element contains a numeric value. How does that numeric value represent the doors and openings of the room? One way is to use a string array and then form a string of words to define what the room looks like. The string could be "left door, right door, ceiling opening", for example. To be more concise, we could say "LRU" for "Left door, Right door, and Upper opening".

Another way of representing the room, though, is with *bits* — binary digits. We know that there are only six possible doors and openings in a room (right door, left door, the door in front, the door behind, the ceiling opening, and the floor opening). These six doors and openings can be represented in six bits, as shown in Figure 6. A bit with a value of 1 indicates that the door or opening is present, while a 0 bit indicates that the door or opening is not there.

The six bits always have the same meaning as shown in the figure. They occupy the same position in the value. A value of 100101, for example, means U (upper), L(left), and R(right).

To calculate the decimal value for each bit, just add 32, 16, 8, 4, 2, or 1 together, depending on which bit is present. In the example of 100101, you'd have 32+4+1=37 decimal. For this room, then, the value that represents an upper opening, left door and right door could be set by this line:

```
200 R(2,1,2) = 37
```

The 2,1,2 indices for Z, X and Y (height, width and depth) are just three arbitrary values we happened to choose.)

The value used for a room could range from 0 (no doors or openings) to 63 (all doors and ceiling and floor openings). Another way of specifying this value is in *hexadecimal* or Hex, which is a shorthand way of representing binary. In this case, decimal values of 0 through 63 are represented by Hex values of 0 through &H3F, as shown in Table 1.

The numbers in the first column of the table are the decimal numbers; the numbers in the second column, with the &H prefix, are the hexadecimal equivalents; and the numbers in the last are the *binary* equivalents.

Drawing the Rooms

At this point we have a three-dimensional box or array, with each element of the array containing a value from 0 to 63 that indicates the doors and openings. To draw any room from the room value, we first check each bit of the value and then draw the appropriate door or opening. But before that, we have to draw the outline of the room, since that stays constant for any room. The BASIC code for drawing a room is found in lines 220 through 470 of Listing 1, but here is a condensed presentation of those lines to provide a clearer understanding:

```
100 SCREEN 1,0           'graphics screen
110 PMODE 4              '256 x 192
120 COLOR 2,3           'black on green
130 PCLS                 'clear screen
140 LINE(0,0)-(255,191),PSET,B 'border
150 C=R(Z,X,Y)          'value, 0 to 63
160 GOSUB 710           'outline
170 IF (C AND 32) 0 THEN GOSUB 1110 'upper
180 IF (C AND 16) 0 THEN GOSUB 1030 'lower
190 IF (C AND 4) 0 THEN GOSUB 790   'left door
210 IF (C AND 2) 0 THEN GOSUB 950   'front door
220 IF (C AND 1) 0 THEN GOSUB 870   'right door
```

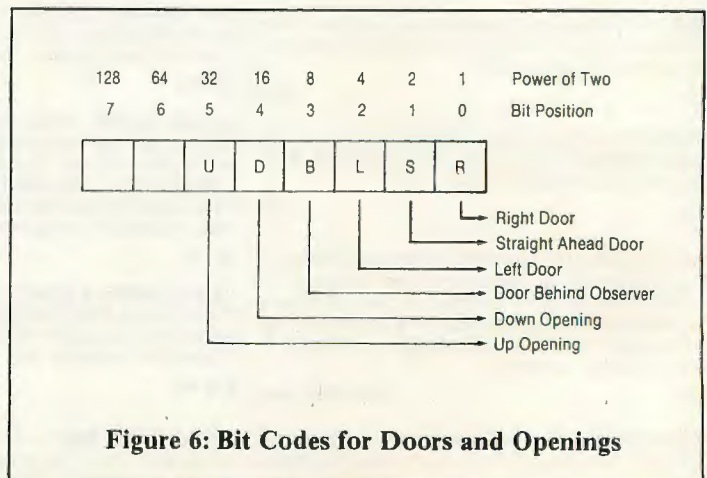


Figure 6: Bit Codes for Doors and Openings

Calligrapher New Fonts

Sugar Software's popular CoCo Calligrapher program now has a new set of 5 fonts. The text of this ad was printed with the OS9 Calligrapher and the condensed ROMAN font.

Like all of the current 54 fonts, these are variable width for a more pleasing appearance. The new fonts are the smallest of all (less than .2 inches tall) and are more useful for Desktop Publishing:

Roman
Italics
Digital
Old World
[Icons]

These five new fonts are available in either RSDOS or OS9 format. The introductory price for the set on disk or tape (RSDOS) is \$18.50, good through March 31st. The font set requires that you have the CoCo or OS9 Calligrapher (\$24.95).

TIMS

The Information Management System, TIMS, is a very easy-to-use database program. TIMS is used to create files of things. You decide what you want to file; it could be articles, collections (coins, stamps, video tapes, etc.), anything you might put into an index card file. The advantage to computerizing your files is that you can quickly search the entire file in a fraction of a second; sort the file on any of the fields (up to 3) in a few seconds; easily update your fields or records; and print your file, or a portion of it in a format you design.

TIMS MAIL

TIMS Mail is a special version of TIMS that is tailored to maintaining a file of names and addresses and printing mailing labels instead of reports. Many of the standard label sizes are supported including 2 or 3 across. TIMS Mail address files may be used with TIMS.

TIMS UTILITY

The TIMS Utility program enhances the other programs. It allows multi-term searches of your files, global modification and deletion of records and file splitting.

TIMS COMBO

Your best value is to purchase the entire TIMS library on a single disk. All three programs are included along with a sample TIMS bibliography file of all articles written about the CoCo in 1981 and 1982!

All the TIMS programs run on either tape or disk. The tape TIMS programs may be moved to disk when you do.

TIMS and TIMS Mail are \$19.95 each. TIMS Utility is \$14.95. The TIMS Combo Package is \$34.95, saving you about \$20! At Sugar Software, tape and disk prices are the same.

The Calligrapher Programs - Both the OS9 and CoCo Calligrapher come with three 1/2-inch fonts: Old English, Gay Nineties and Cartoon. Both come with support for Epson, Gemini, Radio Shack, Okidata 92A, Banana and Prowriter printers. Both print the same fonts.

CoCo Calligrapher - Tape or Disk; \$24.95. OS9 Calligrapher - Requires OS9 Level I or II; Disk only; \$24.95.

This ad was composed using 1/2-inch Reversed Old English for the headline, 1/4-inch Block for headers and .2-inch Roman for the body. A 2 1/2-inch column was printed and cut to three columns. Specify OS9 or CoCo (RSDOS) when ordering Calligrapher or fonts.

TIMS - Tape or disk, fast and simple general data base program. Create files of records that can be quickly sorted, searched, deleted and updated. Tape/Disk; \$19.95.

TIMS Mail - Tape or Disk based mailing list management program. Files are compatible with TIMS. Fast and simple to use. Tape/Disk; \$19.95.

TIMS Utility - Utility companion for TIMS and TIMS Mail to allow multi-term search (AND and OR logic), global change and delete, split large files and more! Tape/Disk; \$14.95.

TIMS Combo Package - All three of the above programs: TIMS, TIMS Mail and TIMS Utility on one disk - \$34.95.



SUGAR SOFTWARE

P.O. Box 7446

Hollywood, Florida 33081

(305) 981-1241

All programs run on the CoCo 1, 2 and 3, 32K Extended Basic, unless otherwise noted. Add \$1.50 per tape or disk for postage and handling. Florida residents add 6% sales tax. COD orders add \$4. Dealer inquiries invited. Orders generally shipped in 24-48 hours. No refunds or exchanges without prior authorization.

The subroutine at Line 710 of Listing 1 draws the room outline as if you were looking into the room from the doorway you've just passed through. The other subroutines draw individual doors or the ceiling and floor openings. The room outline is always drawn, but the other subroutines are called only if the proper bit is set in the value. The bit for each is tested by ANDing the room value with the value of 32, 16, 4, 2, or 1. The AND returns a non-zero result if the bit is set and a zero result if the bit is not set. The door "behind" the observer is not drawn, because it is not visible in the view of the room. It's still always there, however, because it's one of the ways to get into the room.

The code for drawing the doors and openings uses a series of LINE statements. A CIRCLE statement in the door subroutines draws a doorknob, and PAINT colors the doorknob black. Ceiling and floor openings are painted black, as well. The code for drawing the shapes is shown in lines 700 through 1700 of Listing 1.

Moving From Room to Room

The code in lines 700 through 1700 draws a single room, but what about moving through the maze? One way to move through the maze is to use a single key press to go either up, down, back, left, straight ahead or right; keys U, D, B, L, S and R are used to move in those directions. An INKEY\$ command allows you to read in a key, as shown in lines 480 through 500 of Listing 1:

```
480 A$=INKEY$: IF A$="" THEN GOTO 480
490 A=INSTR("UDBSRH",A$)
500 IF A=0 THEN GOTO 480
```

The code loops at Line 480 until a key is pressed. The INSTR statement then looks at the string UDBSRH to find the key letter in A\$. If the letter is found, variable A is set to the position in the UDBSRH string of 1 through 7. If the letter is not found, A is set to 0 and the key press is ignored.

There's a big problem, though, in moving from room to room. The values in the elements of each array are based on an observer facing "north" — right really means east, left is west, and so forth. However, when you're moving through the rooms, you're turning right or left to go through the right or left doors, or turning completely around to return through the door you just entered. (In going through the door in front of you, you keep the same direction, as you do when going up or down.) When you turn and walk through the door, you may be facing another direction. If the room were drawn from the original data, the view would always be the one you see facing north and not the one you see walking through the door (see Figure 7).

The answer to this problem is a conversion of the original room doors and openings to those corresponding to the observer's view. To do this, a *direction* variable has to be maintained. Let's use variable D to represent the direction. Again, we could have used N, E, S and W in a string variable, but our choice was:

- 0 = North
- 1 = East
- 2 = South
- 3 = West

The conversion is common sense. If an observer enters a room and faces north, the right and left sense of the original room values apply. However, if an observer enters a room

facing east, the door straight ahead is actually the "right" door of the original value; the door to the right is actually the "back" door of the original value, and so forth. Facing south and west requires the same type of conversion. Here's a conversion table:

```
C$="20154130540235431254"
```

This "table" requires some explanation. It's divided into four parts for north, east, south and west:

20154	13054	02354	31254
N	E	S	W

The single digit represents the bit that should be tested for the door or opening — Bit 5 (most significant) through Bit 0 (least significant). The order of the string is LRSUD, for left, right, straight, up or down. Facing north, for example, Bit 2 should be tested for the left door. Facing south, however, Bit 0 should be tested for the left door, as the original right door is now viewed as the left door. Confused? It *is* confusing and there's probably no way to simplify it unless you sit down and draw some sample cases yourself.

Using the C\$ "table," the direction variable D and the code for the movement key (U, D, B, L, S, or R), it's easy to go through the conversion to draw the room as it appears to an observer in the doorway. Lines 360 through 390 of Listing 1 do this:

```
360 C=R(Z,X,Y)
370 GOSUB 710
380 M=INT(2^VAL(MID$,C$, (D*5)+1,1))
390 IF (C AND M) <> 0 THEN GOSUB 790
```

This code accomplishes the same thing as the previous code — it draws the left door of the room, but it first converts what the observer sees as the left door to the original door. The MID\$ portion of the statement gets the bit position; the

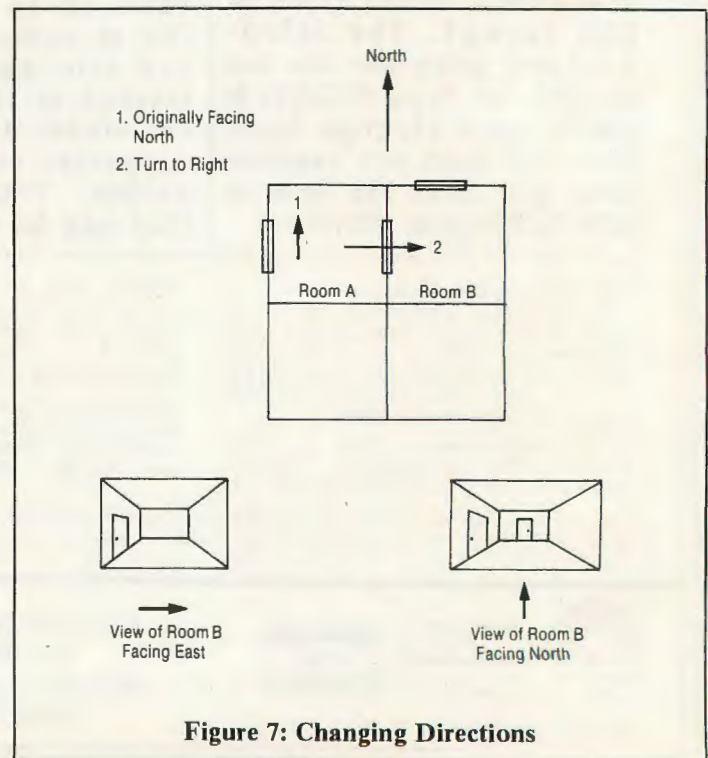


Figure 7: Changing Directions

VAL portion converts the single character to a numeric value; the 2[^] portion changes this numeric value to a power of 2 (32, 16, 8, 4, 2, or 1); and the INT portion makes certain that the power of 2 is an integer value. The result is put into variable M, a "mask" variable with a value of 32, 16, 8, 4, 2, or 1. The modified code for drawing the room is found in lines 310 through 500 of Listing 1.

Once the room is drawn, the player can input a key to determine which direction he wants to go — U, D, B, L, S or R. One problem with this, however, is that the player can input a direction that isn't allowed. He may try to go through a left door where there *isn't* a door (on the left), for example. This cannot be allowed. To prevent it, a check must be made of allowable directions based on the current direction, the intended direction and the openings that are present. The code in lines 480 through 590 accomplishes the conversion.

The value C in Line 590 is the value of the current room in the array. Variable A is a mask value of 32, 16, 8, 4, 2 or 1 derived from the "543 . . . 321" string by the current direction D (1, 1, 2 or 3) and the A code. If the AND of X and A is zero, there is no corresponding bit in the array value and the key is ignored. If the AND is non-zero, then the direction the player wants to move is valid.

If the player has entered a valid direction, the next step is to change the current direction in the variable D. This is done by adding 1 for a move to the right, adding 2 for a move backward, or subtracting 1 for a move to the left. Moving up or down does not alter the direction. The second thing done is adjusting Z, X or Y to reflect the move. Moving up subtracts 1 from the current Z value, and moving down adds 1 to it. If the direction is north (D=0), 1 is subtracted from Y. If the direction is east (D=1), 1 is added to X. If the direction is south (D=2), 1 is added to Y. If the direction is west (D=3), 1 is subtracted from X.

A check is then made of the current Z, X, Y. If any of the three variables is equal to 0, the player has moved out of the "box" and the game is over. If any of the three variables is equal to a value one greater than the dimension limit height, width or depth, the player has moved out of the box, as well. If the player is still within the box, the process repeats. The code for these actions is shown in Listing 1, along with the code described above.

How to Generate a Maze

The above discussion assumes that a maze exists. But who created it? Not me — you'll have to create your own.

One way to create a maze is to sit down with paper and pencil and draw one out, adding a random number of doors and openings in each room. A better way, and the way I opted for, was to have the CoCo generate a three-dimensional maze!

The resulting FINDMAZE program shown in Listing 2 uses the same structure we've been discussing above, an array of three dimensions with a height (Z) greater than 1, a width (X) greater than 2, and a depth (Y) greater than 2. The first portion of code defines an array R of dimensions height, width and depth.

The next portion of code fills all of the "rooms" of the array with a random arrangement of doors and openings. Since this value is from 0 to 63, an RND(64) - 1 expression produces the proper random value.

The rooms are now filled with random doors and openings. However, there's a slight problem. Because adjacent rooms — rooms next to each other — are created randomly, there may be a door that leads into an adjoining room, but no door

The RAINBOW

THE COLOR COMPUTER MONTHLY MAGAZINE

Back Issue Availability

For greater convenience, order RAINBOW Back Issues through the Rainbow Magazine Services area of our Delphi CoCo SIG.

BACK ISSUES STILL AVAILABLE

Have you explored the wealth of information in our past issues? From our very first, four-page issue to many with more than 300 pages of material, it's all just for CoCo users — a great way to expand your library!

A WORLD OF INFO AT A BARGAIN PRICE

All back issues sell for the single issue cover price. In addition, there is a \$3.50 charge for the first issue, plus 50 cents for each additional issue for postage and handling if sent by United Parcel Service. There is a \$5 charge for the first issue, plus a \$1 charge for each additional issue on orders sent by U.S. Mail. UPS *will not* deliver to a post office box or to another country.

MOST ISSUES STILL AVAILABLE

Issues July 1981 through June 1982 are available on white paper in a reprint form. All others are in regular magazine form. VISA, MasterCard and American Express accepted. Kentucky residents please add 5 percent state sales tax. In order to hold down costs, we do not bill, and no C.O.D. orders are accepted.

Due to heavy demand, we suggest you order the back issues you want now while supplies last.

To check availability and order, review and fill out the form on the next page and mail it with your payment to:

THE RAINBOW
The Falsoft Building
P.O. Box 385
Prospect, KY 40059

BACK ISSUE ORDER FORM

(See overleaf for instructions.)

Please send me the following back issues:

MONTH/YEAR	VOLUME	PRICE	MONTH/YEAR	VOLUME	PRICE
JUL '81	Premier Issue	\$2.00 <input type="checkbox"/>	AUG '85	Games	\$3.95 <input type="checkbox"/>
AUG '81		\$2.00 <input type="checkbox"/>	SEP '85	Education	\$3.95 <input type="checkbox"/>
SEP '81	Education	\$2.00 <input type="checkbox"/>	OCT '85	Graphics	\$3.95 <input type="checkbox"/>
OCT '81	Printer	\$2.00 <input type="checkbox"/>	NOV '85	Data Comm.	\$3.95 <input type="checkbox"/>
NOV '81		\$2.00 <input type="checkbox"/>	JAN '86	Beginners	\$3.95 <input type="checkbox"/>
DEC '81	Holiday	\$2.00 <input type="checkbox"/>	FEB '86	Utilities	\$3.95 <input type="checkbox"/>
JAN '82		\$2.00 <input type="checkbox"/>	MAR '86	Business	\$3.95 <input type="checkbox"/>
FEB '82		\$2.00 <input type="checkbox"/>	APR '86	Home Help	\$3.95 <input type="checkbox"/>
MAR '82		\$2.50 <input type="checkbox"/>	MAY '86	Printer	\$3.95 <input type="checkbox"/>
APR '82		\$2.50 <input type="checkbox"/>	JUN '86	Music	\$3.95 <input type="checkbox"/>
JUN '82		\$2.50 <input type="checkbox"/>	JUL '86	Anniversary	\$3.95 <input type="checkbox"/>
JUN '83	Printers	\$2.95 <input type="checkbox"/>	AUG '86	Games	\$3.95 <input type="checkbox"/>
JUL '83	Anniversary	\$2.95 <input type="checkbox"/>	SEP '86	Education	\$3.95 <input type="checkbox"/>
VOLUME 3			OCT '86	Graphics	\$3.95 <input type="checkbox"/>
AUG '83	Games	\$2.95 <input type="checkbox"/>	NOV '86	Data Comm.	\$3.95 <input type="checkbox"/>
SEP '83	Education	\$2.95 <input type="checkbox"/>	DEC '86	Holiday	\$3.95 <input type="checkbox"/>
OCT '83	Graphics	\$3.95 <input type="checkbox"/>	JAN '87	Beginners	\$3.95 <input type="checkbox"/>
DEC '83	Holiday	\$3.95 <input type="checkbox"/>	FEB '87	Utilities	\$3.95 <input type="checkbox"/>
MAR '84	Business	\$3.95 <input type="checkbox"/>	MAR '87	Business	\$3.95 <input type="checkbox"/>
APR '84	Gaming	\$3.95 <input type="checkbox"/>	APR '87	Home Help	\$3.95 <input type="checkbox"/>
MAY '84	Printer	\$3.95 <input type="checkbox"/>	MAY '87	Printer	\$3.95 <input type="checkbox"/>
JUN '84	Music	\$3.95 <input type="checkbox"/>	JUN '87	Music	\$3.95 <input type="checkbox"/>
JUL '84	Anniversary	\$3.95 <input type="checkbox"/>	JUL '87	Anniversary	\$3.95 <input type="checkbox"/>
AUG '84	Games	\$3.95 <input type="checkbox"/>	AUG '87	Games	\$3.95 <input type="checkbox"/>
SEP '84	Education	\$3.95 <input type="checkbox"/>	SEP '87	Education	\$3.95 <input type="checkbox"/>
OCT '84	Graphics	\$3.95 <input type="checkbox"/>	OCT '87	Graphics	\$3.95 <input type="checkbox"/>
NOV '84	Data Comm.	\$3.95 <input type="checkbox"/>	NOV '87	Data Comm.	\$3.95 <input type="checkbox"/>
DEC '84	Holiday	\$3.95 <input type="checkbox"/>	DEC '87	Holiday	\$3.95 <input type="checkbox"/>
JAN '85	Beginners	\$3.95 <input type="checkbox"/>	JAN '88	Beginners	\$3.95 <input type="checkbox"/>
FEB '85	Utilities	\$3.95 <input type="checkbox"/>	FEB '88	Utilities	\$3.95 <input type="checkbox"/>
MAR '85	Business	\$3.95 <input type="checkbox"/>			
APR '85	Simulations	\$3.95 <input type="checkbox"/>			
MAY '85	Printer	\$3.95 <input type="checkbox"/>			
JUN '85	Music	\$3.95 <input type="checkbox"/>			
JUL '85	Anniversary	\$3.95 <input type="checkbox"/>			

RAINBOW INDEX A complete index to the first three years, July 1981 through June 1984, is printed in the July 1984 issue. Separate copies are available for \$2.50

The Fourth and Fifth Year Indexes including RAINBOW ON TAPE are in the July 1985 and July 1986 issues, respectively. The Sixth Year Index is in the July 1987 issue.

TOTAL _____
 KY RESIDENTS ADD 5% _____
 U.S. MAIL CHARGE _____
 SHIPPING & HANDLING _____
 U.P.S. CHARGE _____
TOTAL AMOUNT _____
ENCLOSED _____

Article Reprints

In instances where a given issue is now out of print and not available for purchase, we do provide photocopies of specific articles. The cost for this service is \$1.50 plus 50 cents S/H per article. This service is provided *only* in the case of out-of-stock issues.

Name _____

Address _____

City _____ State _____ ZIP _____

Payment Enclosed, or

Charge to my: VISA MC AE

CARD # _____

EXPIRATION DATE _____ PHONE () _____

SIGNATURE _____

TO ORDER BY PHONE (credit card orders only) call (800) 847-0309, 8 a.m. to 5 p.m. EST. All other inquiries call (502) 228-4492.

going back into the original room. Imagine this scenario: The player presses R for right to go through a door. Upon entering the room he sees no doors or openings (a random value of 0). Thinking he'll go back the way he came, he presses B, which should return him to the previous room, but facing the opposite direction. Instead, he can't get back because there is no door!

To solve this problem, a scan is made of all rooms. If there is a door to the right but no door to the left in the adjoining room, one is added. Conversely, if there is a door to the left but no door to the right in the preceding room, one is added. The same actions are taken for "up" and "down" openings and for doors that are straight ahead and behind.

Next, the center room is found by setting Z, X and Y equal to the integer value of the dimension divided by 2. Variable N is then set to 0, for north.

The coding at the heart of FINDMAZE does a "random walk" through the maze. Starting at the center, a direction N is chosen at random, including an up/down direction. However, if the direction represents a return back to a room it was in previously, the direction is discarded and a new direction found (travel through the maze doesn't reverse itself).

Variables TZ, TX and TY are set equal to Z, X and Y. These variables represent a "trial room." Based on the current direction of travel (N), Z, X or Y is adjusted for the direction. The adjustment defines a new room. A check is made of all the old rooms (stored in Array S) to make certain that the path does not come back to a previous room. If it does, a new direction is taken and the trial room discarded.

If the trial room represents a room that is out of the maze (Z, X or Y = 0, or Z, X or Y = dimension+1), the trial room is also discarded, providing that less than 30 percent of the rooms have been used in the path of travel.

If the trial room is OK, then a doorway or opening is "blasted through." Of course, one might exist without having to set a new one, but an OR of the proper bit sets one, regardless.

There's a problem with blasting a new doorway similar to that of the generation of random rooms, however. If no doorway or opening exists on the other side, the player will not be able to reverse himself in going through the maze path. The corresponding door or opening on the new room is therefore blasted through as well by a second OR.

If the outside of the maze is not reached, the process is repeated — the program wends through the maze in erratic fashion, blasting a path through random rooms until the outside is reached. Each time a new room is computed, it is added to the "previous rooms" Array S, so that a check may be made of trial rooms. Also, a record of the direction taken is recorded in string A\$. At the end of the random walk, A\$ holds the sequence to follow to get out of the maze, such as "DLLSSULSRULDDSS".

At the end of the FINDMAZE program the complete room array is saved to a disk file, along with the array dimensions and path sequence. This disk file is read into the NEWMAZE program to "initialize" the maze.

Using FINDMAZE and NEWMAZE

To play a game, first run FINDMAZE to define a maze. A good height, width and depth to try is 5-by-5-by-5 — about 38 rooms will be present in the maze path. You'll see the room coordinates displayed on the screen as they are calculated. The program will then ask you for a disk filename for the maze data, after which the maze data will be written out. Any filename will do.

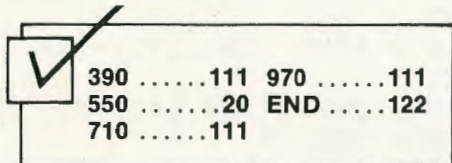
Next, run NEWMAZE and reply with the filename just created. The program loads the maze file and displays the center room. Use the U, D, B, L, S and R keys to move through the maze. Any direction that is not possible will be ignored. If you're stuck, use the H key to list the directions to travel — it displays the A\$ string from FINDMAZE.

There are about 3,800,000,000,000 combinations for a 5-by-5-by-5 maze, so the game is not easy. You might try making a map as you travel through the maze!

FINDMAZE and NEWMAZE are "core" programs that do the job, but there is room for embellishments. How about a way

of marking a wall with a paint that remains visible, but only for 10 moves? What about a monster pursuing you through the maze, with a heartbeat sound that gets more frequent, louder and higher-pitched as it approaches?

Another thing that could be added is a "vanish button" that transports you to another room if the monster appears to be too close — maybe a "button" with a battery that takes 20 moves to recharge? How about adding some of those "trap" rooms that have no way out? Some rooms might open out onto sheer drops, just like the Winchester House. The possibilities are endless. □



Listing 1: NEWMAZE

```

100 'EXECUTE A MAZE GAME
110 '
120 'READ MAZE FILE
130 INPUT"MAZE FILE NAME:";MF$
140 OPEN "I",#1,MF$
150 INPUT#1,H,W,DP
160 DIM R(H,W,DP)
170 FOR Z=1 TO H:FOR X=1 TO W:FO
R Y=1 TO DP
180 INPUT#1,R(Z,X,Y)
190 NEXT:NEXT:NEXT
200 INPUT#1,B$
210 '
220 'INITIALIZE
230 SCREEN 1,0
240 PMODE 4
250 COLOR 2,3
260 PCLS
270 Y=INT(DP/2)
280 X=INT(W/2)
290 Z=INT(H/2)
300 D=0
310 C$="20154130540235431254"
320 '
330 'MAIN LOOP - DO UNTIL OUT
340 PCLS
350 LINE(0,0)-(255,191),PSET,B
360 C=R(Z,X,Y)
370 GOSUB 710
380 M=INT(2^VAL(MID$(C$,(D*5)+1,
1)))
390 IF (C AND M ) <> 0 THEN GOSU
B 790
400 M=INT(2^VAL(MID$(C$,(D*5)+2,
1)))
410 IF (C AND M ) <> 0 THEN GOSU
B 870
420 M=INT(2^VAL(MID$(C$,(D*5)+3,
1)))
430 IF (C AND M ) <> 0 THEN GOSU
B 950
440 M=INT(2^VAL(MID$(C$,(D*5)+4,

```

```

1)))
450 IF (C AND M ) <> 0 THEN GOSU
B 1110
460 M=INT(2^VAL(MID$(C$,(D*5)+5,
1)))
470 IF (C AND M ) <> 0 THEN GOSU
B 1030
480 A$=INKEY$: IF A$="" THEN GOT
O 480
490 A=INSTR("UDBLSRH",A$)
500 IF A=0 THEN GOTO 480
510 IF A$<>"H" THEN GOTO 580
520 SCREEN 0,0
530 PRINT "THE SEQUENCE IS:"; B$
540 PRINT "PRESS ANY KEY TO CONT
INUE"
550 A$=INKEY$: IF A$="" THEN GOT
O 550
560 SCREEN 1,0
570 GOTO 480
580 A=INT(2^(VAL(MID$("543210542
103541032540321", (D*6)+A,1))))
590 IF (C AND A ) = 0 THEN GOTO
480
600 IF A$="U" THEN Z=Z-1 ELSE IF
A$="D" THEN Z=Z+1
610 IF A$="R" THEN D=D+1: IF D=4
THEN D=0
620 IF A$="B" THEN D=D+2: IF D>3
THEN D=D-4
630 IF A$="L" THEN D=D-1: IF D=-
1 THEN D=3
640 IF (A$="U") OR (A$="D") THEN
GOTO 660
650 IF D=0 THEN Y=Y-1 ELSE IF D=
1 THEN X=X+1 ELSE IF D=2 THEN Y=
Y+1 ELSE X=X-1
660 IF NOT((X=0) OR (X=W+1) OR (
Y=0) OR (Y=DP+1) OR (Z=0) OR (Z=
H+1)) THEN GOTO 690
670 PRINT "YOU'RE OUT! HIT ANY K
EY TO PLAY ANOTHER"
680 A$=INKEY$: IF A$="" THEN GOT
O 680 ELSE GOTO 230
690 GOTO 340
700 '
710 'DRAW ROOM OUTLINE
720 LINE (0,0)-(176,132),PSET,
B

```

```

730 LINE (0,0)-(80,60),PSET
740 LINE (0,191)-(80,132),PSET
750 LINE (255,0)-(176,60),PSET
760 LINE (255,191)-(176,132),PSE
T
770 RETURN
780 '
790 'DRAW LEFT DOOR
800 LINE (26,172)-(26,70),PSET
810 LINE (52,152)-(52,78),PSET
820 LINE (26,70)-(52,78),PSET
830 CIRCLE (34,121),3
840 PAINT (34,121),0
850 RETURN
860 '
870 'DRAW RIGHT DOOR
880 LINE (203,152)-(203,78),PSET
890 LINE (229,172)-(229,70),PSET
900 LINE (203,78)-(229,70),PSET
910 CIRCLE (222,121),3
920 PAINT (222,121),0
930 RETURN
940 '
950 'DRAW DOOR STRAIGHT AHEAD
960 LINE (112,132)-(112,84),PSET

```

```

970 LINE (144,132)-(144,84),PSET
980 LINE (112,84)-(144,84),PSET
990 CIRCLE (138,110).3
1000 PAINT (138,110),0
1010 RETURN
1020 '
1030 'DRAW LOWER OPENING
1040 LINE(100,172)-(156,172),PSE
T
1050 LINE (109,152)-(147,152),PS
ET
1060 LINE (100,172)-(109,152),PS
ET
1070 LINE (156,172)-(147,152),PS
ET
1080 PAINT(128,162),0
1090 RETURN
1100 '
1110 'DRAW UPPER OPENING
1120 LINE(100,24)-(156,24),PSET
1130 LINE(109,44)-(147,44),PSET
1140 LINE(100,24)-(109,44),PSET
1150 LINE(147,44)-(156,24),PSET
1160 PAINT (128,34),0
1170 RETURN

```

✓	33012
	460157
	670234
	END105

Listing 2: FINDMAZE

```

100 'CONSTRUCT A 3-D MAZE
110 '
120 D$="SRBLDULSRBDUBLSRDURBLSDU
"
130 DIM S(200)
140 '
150 'INPUT DIMENSIONS, GET ARRAY
160 INPUT "HEIGHT:";H
170 IF H<2 THEN GOTO 160
180 INPUT "WIDTH:";W
190 IF W<3 THEN GOTO 180
200 INPUT "DEPTH:";DP
210 IF DP<3 THEN GOTO 200
220 DIM R(H,W,DP)
230 '
240 'FILL ROOMS WITH RANDOM DOOR
S
250 FOR Z=1 TO H:FOR X=1 TO W:FO
R Y=1 TO DP
260 R(Z,X,Y)=RND(64)-1
270 IF Y=1 THEN R(Z,X,Y)=R(Z,X,Y
) AND &H3D
280 IF Y=DP THEN R(Z,X,Y)=R(Z,X,
Y) AND &H37
290 IF X=1 THEN R(Z,X,Y)=R(Z,X,Y
) AND &H3B
300 IF X=W THEN R(Z,X,Y)=R(Z,X,Y
) AND &H3E

```

```

310 IF Z=1 THEN R(Z,X,Y)=R(Z,X,Y
) AND &H1F
320 IF Z=H THEN R(Z,X,Y)=R(Z,X,Y
) AND &H2F
330 NEXT:NEXT:NEXT
340 FOR Z=1 TO H: FOR X=1 TO W:
FOR Y=1 TO DP
350 IF Z=1 THEN GOTO 360 ELSE IF
(R(Z-1,X,Y) AND 16) <> 0 THEN R
(Z,X,Y) = R(Z,X,Y) OR 32
360 IF X=1 THEN GOTO 370 ELSE IF
(R(Z,X-1,Y) AND 1) <> 0 THEN R(
Z,X,Y) = R(Z,X,Y) OR 4
370 IF Y=1 THEN GOTO 380 ELSE IF
(R(Z,X,Y-1) AND 8) <> 0 THEN R(
Z,X,Y) = R(Z,X,Y) OR 2
380 IF Z=H THEN GOTO 390 ELSE IF
(R(Z+1,X,Y) AND 32) <> 0 THEN R
(Z,X,Y) = R(Z,X,Y) OR 16
390 IF X=W THEN GOTO 400 ELSE IF
(R(Z,X+1,Y) AND 4) <> 0 THEN R(
Z,X,Y) = R(Z,X,Y) OR 1
400 IF Y=DP THEN GOTO 410 ELSE I
F (R(Z,X,Y+1) AND 2) <> 0 THEN R
(Z,X,Y) = R(Z,X,Y) OR 8
410 NEXT:NEXT:NEXT
420 '
430 'FIND CENTER ROOM
440 F=0
450 D=0
460 Y=INT(DP/2)
470 X=INT(W/2)
480 Z=INT(H/2)
490 S(1)=Z: S(2)=X: S(3)=Y: JE=3
500 PRINT Z;X;Y

```

```

510 A$=""
520 '
530 'MAIN LOOP
540 'DO A RANDOM WALK
550 N=RND(6)-1
560 IF F=0 THEN F=1: GOTO 640
570 IF (N=2 AND D=0) OR (N=0 AND
D=2) OR (N=1 AND D=3) OR (N=3 A
ND D=1) THEN GOTO 550
580 TZ=Z: TX=X: TY=Y
590 IF N=5 THEN TZ=TZ-1 ELSE IF
N=4 THEN TZ=TZ+1 ELSE IF N=3 THE
N TX=TX-1 ELSE IF N=2 THEN TY=TY
+1 ELSE IF N=1 THEN TX=TX+1 ELSE
TY=TY-1
600 FOR J=1 TO JE STEP 3
610 IF (TZ=S(J)) AND (TX=S(J+1))
AND (TY=S(J+2)) THEN GOTO 550
620 NEXT J
630 IF (TX=0) OR (TX=W+1) OR (TY
=0) OR (TY=DP+1) OR (TZ=0) OR (T
Z=H+1) THEN IF JE<(H*W*DP)/3 THE
N GOTO 550
640 IF N=0 THEN M=2 ELSE IF N=1
THEN M=1 ELSE IF N=2 THEN M=8 EL
SE IF N=3 THEN M=4 ELSE M=2^N
650 R(Z,X,Y)=R(Z,X,Y) OR M
660 IF M=32 THEN M=16 ELSE IF M=
16 THEN M=32 ELSE IF M=8 THEN M=

```

```

2 ELSE IF M=2 THEN M=8 ELSE IF M
=4 THEN M=1 ELSE IF M=1 THEN M=4
670 A$=A$+MID$(D$,D*6+(N+1),1)
680 IF N=5 THEN Z=Z-1 ELSE IF N=
4 THEN Z=Z+1
690 IF N=3 THEN X=X-1 ELSE IF N=
2 THEN Y=Y+1 ELSE IF N=1 THEN X=
X+1 ELSE IF N=0 THEN Y=Y-1
700 S(JE+1)=Z: S(JE+2)=X: S(JE+3
)=Y: JE=JE+3
710 IF NOT((Z=H+1) OR (Y=DP+1) O
R (X=W+1)) THEN R(Z,X,Y)=R(Z,X,Y
) OR M
720 IF N<4 THEN D=N
730 PRINT Z;X;Y
740 IF (Z=0) OR (Z=H+1) OR (Y=0)
OR (Y=DP+1) OR (X=0) OR (X=W+1)
THEN GOTO 770 ELSE GOTO 550
750 '
760 'STORE MAZE IN MAZE FILE
770 INPUT"MAZE FILE NAME:";MF$
780 OPEN "O",#1,MF$
790 PRINT#1,H,W,DP
800 FOR Z=1 TO H: FOR X=1 TO W:
FOR Y=1 TO DP
810 PRINT#1,R(Z,X,Y)
820 NEXT: NEXT: NEXT
830 PRINT#1,A$
840 CLOSE

```

SPECIAL DEAL ON 500 PROGRAMS IS BACK!

BACK BY POPULAR DEMAND! GET OUR LATEST 50 DISKS OR TAPES FULL OF OVER 500 PROGRAMS. HERE IS WHAT YOU'LL RECEIVE:

- ★ Over 250 Utility/Home Application Programs including a Word Processor, Database, Spreadsheet, Disk Utilities, Business Software, Electronics Series, Educational Programs for Kids, plus much more!
- ★ Over 200 exciting games including King Pede, Kron, Star Trek, Flight Simulator, Wizard, Horse Races, Football, plus much more.
- ★ Over 30 adventures including Rambo, Haunted House, Power Sword, Skid Row, plus 32k graphic adventures.

Individual issues sell for \$9.00 each or \$450.00 for all 50. We slashed the price to only \$150.00!

REG. \$450 **NOW** \$150.00

★★ THIS MONTH ONLY ★★


Buy this package of 500 programs and receive a free 6 month subscription.



WARM UP TO OUR WINTER PRICES ON SUBSCRIPTION SOFTWARE

THERE IS NO BETTER WAY TO ENJOY THE WINTER THAN TREATING YOUR COLOR COMPUTER TO 10 READY-TO-RUN PROGRAMS EACH MONTH. GET 12 DISKS OR TAPES A YEAR CONTAINING OVER 120 QUALITY PROGRAMS. A SUBSCRIPTION TO T & D SOFTWARE CONSISTS OF 10 READY-TO-LOAD PROGRAMS DELIVERED BY FIRST CLASS MAIL EVERY MONTH.

NO, WE ARE NOT THE SAME AS THE RAINBOW ON TAPE. IN FACT, MANY SUBSCRIBERS HAVE WRITTEN IN AND SAID THAT WE ARE MUCH BETTER THAN RAINBOW ON TAPE!



	PRICES	
	TAPE OR DISK	THIS MONTH ONLY
1 YEAR (12 issues)	78.00	60.00
6 MO. (6 issues)	48.00	35.00
1 ISSUE	9.00	8.00

Michigan Residents Add 4%
Overseas Add \$10 to Subscription Price
Personal Checks Welcome!


- ★ Available on COCO 1, 2, and 3
- ★ Includes Documentation
- ★ Over 4,500 Satisfied Customers
- ★ Back Issues Available From July '82 (Over 670 Programs)

TURN TO PAGE 112 FOR A COMPLETE LISTING



PLEASE SPECIFY TAPE OR DISK

T & D SUBSCRIPTION SOFTWARE, 2490 MILES STANDISH DR., HOLLAND, MI 49424 (616) 399-9648



KISSable OS-9

Using a Fourth-Generation Database Language

By Dale L. Puckett
Rainbow Contributing Editor

I saw the future at RAINBOWfest Princeton. Unfortunately, I still haven't had a chance to attack *Multi-View* with my own mouse and keyboard — but it looked very nice under the command of Mark Siegel, Tandy's software product manager. It may be just what we need to get more people on the OS-9 team.

This month we'll take a look at *Sculptor*, a fourth-generation database application. We will also spotlight the first user contribution to *KISSDraw*, our CoCo community OS-9 programming project. But first we'll share a few tips from readers and look at the new enhanced CoCoBin standard proposed by *Wiz* author Bill Brady.

We received a helpful hint from Jay Truesdale on RAINBOW's Delphi OS-9 Online SIG, who writes:

"I ran across this gem in the OS-9/68000 manual at work, so I ran home and tried it with OS-9/6809. It worked beautifully. There is a reference to this technique on Page 3-9 of the OS-9 Level II manual, but it is vague and obscure. If you are pretty far down in a directory tree and want to change to another working directory temporarily, try this.

Instead of typing two long paths to change your working data directory with `chd`, try this line:

```
OS9: (chd /newworkingdirpath)
```

"This OS-9 command line creates a new shell, which uses `newworkingdirpath` as its current data directory.

"To return to your previous directory, press CTRL-ESC on the Color Computer 3. This action will kill the new shell and return you to the shell using your original working directory."

Good research! Neat trick! Thanks, Jay! Another helpful hint for beginners was contributed by Brian Wright — POLTERGEIST on Delphi. "If you know someone who wants to get started with OS-9 Level I or Level II, list the file named `Helpmsg` in the `SYS` directory to your printer and give the person the hard copy. This file pretty much describes the command syntax for all OS-9 utility commands. Also, if your friends want to know more about device descriptors and drivers and other things OS-9, have them take a look at the files in the `HELP` directory on their Level II `Config` disk." Another good tip! Thanks, Brian!

New CoCoBin Standard

Bill Brady, author of the OS-9 terminal program *Wiz*, has upgraded his proposed CoCoBin standard to handle ICONs and AIFs — application information files — supported by *Multi-View* and the new *WindInt* manager. We print it here with the hope that its automatic operation will make it easier for everyone to receive and enjoy the many

public domain OS-9 fonts, picture files, etc., bound to follow. Brady proposed that a binary protocol be created and that it be defined as follows:

One or more blocks would be sent as a preface to binary — Xmodem — transfers. These blocks shall contain information for the purpose of transferring the FD information, the ICON and the AIF, and for removing the fill at the end of the file transmission. On uploading, the operator will be given a choice of Upload or CoCoBin upload. If CoCoBin is selected, the sending software will preface the actual file data with block(s) that contain the information shown in Figure 1.

All undefined bytes in the block should be set to `¢C9`. All sizes are equal to the number of bytes in the data item. `ICON = 144 bytes`.

It is the intent of this standard to apply, and be usable with, transfer methodologies other than Xmodem — hence the use of offsets. Offsets are relative to the first data byte, not (Xmodem) blocks. It is also the intent of this standard not to preclude compression-decompression "on the fly."

After this block is sent, data transfer will continue in the customary fashion, with the next block labeled as Block 2. If ICON data is present, ICON data may or may not start at Block 2. AIF data can start at any point after the ICON, so the ICON will usually be transferred first, AIF next, starting at the beginning of Block 2.

After all ICON and AIF data is sent, it is recommended that data begin on the next block boundary for Xmodem. However, it may begin at any point.

Dale L. Puckett, who is author of The Official BASIC09 Tour Guide and co-author, with Peter Dibble, of The Complete Rainbow Guide to OS-9, is a free-lance writer and programmer. He serves as director-at-large of the OS-9 Users Group and is a member of the Computer Press Association. Dale is a U.S. Coast Guard lieutenant and lives in Rockville, Maryland.

This method, although requiring previous knowledge on the operator's part for uploading, is transparent to the host computer.

On downloading, the receiver may know in advance that the file is in the CoCoBin format, or the software may detect the transfer as CoCoBin as shown in Figure 2.

The receiving Xmodem will then decode the file size (which is the most useful piece of information) and use it in the following ways:

a) display to the operator the number of blocks forthcoming in the transmission

b) use the total blocks/received blocks to drive a % complete indicator

c) discontinue writing data to the incoming file when bytes received equals the filesize (FD.SIZ), effectively "stripping the fill"

The software will place the ICON and AIF data in the appropriate directory on the appropriate volume. At this time the author is unsure as to the exact use of ICON and AIF data. If the execute bit is set, the data portion of the file may be placed in the current execution directory.

After this use, the receiving Xmodem shall discard the CoCoBin block — Block #1 — the ICON and AIF data, and save all subsequent blocks/data to the file.

The opportunity exists for other information to be included in the not yet defined bytes of this block. Responses to this proposed enhancement of the Xmodem transfer methodology should be addressed to William L. Brady, 1503-I Flanders Lane, Harwood MD 29776, CIS 70126,267, Delphi WBRADY, GENIE W.BRADY, or 301-952-1761.

This CoCoBin revision will be used in future releases of *Wiz* — *gWiz* — and various public domain packages released by the author.

Wood Adds Color to *KISSDraw*

Tom Wood at 1973 Fairgrounds Road, Burton, SC 29902, is the first one out of the gate with an addition to *KISSDraw*, our OS-9 shareware programming project. The BASIC09 procedure *KISSColor* listed this month does the work. Wood modified several other *KISSDraw4* procedures to add color. We'll outline his changes here.

Wood beat us to a project we have wanted to do for a long time. He has definitely inspired me to add code that determines if you are running *KISS-*

XMODEM 132	byte	Block #1	GoCoBin	OS9	FD	Definition
	Offset					
-3	Xmodem byte 1	SOH	(01)			
-2	Xmodem byte 2	Block #	(01)			
-1	Xmodem byte 3	Block MOD	(256)			
0	Xmodem byte 4	ATTR	byte (usually (07))			FD.ATT
1	Xmodem byte 5	OWNER	msb (usually (00))			FD.OWN
2	Xmodem byte 6	OWNER	lsb (usually (00))			
3	Xmodem byte 7	YEAR	(87)(\$57)			FD.DAT
4	Xmodem byte 8	MONTH	(03)			Last Modified
5	Xmodem byte 9	DAY				
6	Xmodem byte 10	Hours				
7	Xmodem byte 11	Minutes				
8	Xmodem byte 12	FILE SIZE	mmsb			FD.SIZ
9	Xmodem byte 13	FILE SIZE	msb			
10	Xmodem byte 14	FILE SIZE	lsb			
11	Xmodem byte 15	FILE SIZE	llsb			
12	Xmodem byte 16	CoCoBin Revision		Xmodem byte		MUST be \$FE
13	Xmodem byte 17	Size of filename				
14	Xmodem byte 18-49	File Name (ASCII)				Not Pathname or \$C9
46	Xmodem byte 50	Offset to	IGON data (Normally 129 in xmodem... 2nd block)			
47	Xmodem byte 51	ICON	size			
48	Xmodem byte 52-53	Offset to	AIF data			
50	Xmodem byte 54 -55	AIF	size			
52	Xmodem byte 56-57	Offset to	Start of file data.			
54	Xmodem byte 58-62	reserved for	compression flags \$00000—not a compressed file			
59	Xmodem byte 63-130	NOT YET DEFINED (\$C9), reserved for expansion of CoCoBin.				
127	Xmodem byte 131	CoCoBin Revision	byte MOD(256)			
128	Xmodem byte 132	Checksum				

Figure 1

```

0 Xmodem byte 4 (attr) must not be 0
8 Xmodem bytes 12,13,14,15 must not sum to 0
12 Xmodem byte 16 must be $FF or $FE (revision byte) FE=this edition
127 Xmodem byte 131 must be MOD(256) of Xmodem byte 16

```

Figure 2

Draw in a four- or 16-color window and reacts accordingly. You could really draw some nice pictures with Wood's addition installed in a copy of *KISS-Draw* running in a 16-color window. I'll try to make that my next project.

You change *KISSDraw*'s current drawing color by clicking on the color you want in a bar of 16 equally spaced boxes along the bottom of the screen. When you are running in a four-color window — as in all versions of *KISS-Draw* to date — only four of the boxes will be colored. A larger box on the left end of the bar always displays the current drawing color.

You can change the current drawing color to any of the 64 hues available on the Color Computer by pointing to the large box, holding down the mouse button and dragging the mouse from left to right. When you release the button, the color value remains at the currently displayed hue.

To use the *KISSColor* procedure, you must modify several of the *KISS-Draw* procedures and add a color variable to the type stats in all *KISSDraw*

procedures. Changes (Figure 9) required are summarized here:

KISSdMenu — add routine to draw colored boxes

GetKISSMouse — add check to see if `ButtonEvent.Mouse.AcY>180` and set `InToolBox` to TRUE if so

WhichTool — add check to see if `mouse.color>180` and set `status.color` to TRUE if so

DoEvent — add `RUN KISSColor-(ButtonEvent)`

KISSDraw4 — add code to set `ButtonEvent.Pointer.Coulor` to 1 and the statement `Run GFX2("color", 1)` so the program always starts with color Number 1

KISSColor simply checks `AcX` sequentially from left to right and either changes the current palette value or the current foreground color. `ButtonEvent.Pointer.Coulor` always contains the current drawing color.

"It really looks like *KISSDraw* is headed directly for animation creation," Wood said. "With multitasking

and a little sound thrown in, we should be able to beat the other computers to it at this rate — with your object oriented art and some timed sequences and SS.Tone — it's all there."

Thanks for the KISSColor procedure, Tom! Who's next?

FHL and Sculptor team help OS-9 Users Group

Color Computer OS-9 users stand to benefit greatly from a change in procedures made by Dave Kaleita, the new president of the OS-9 Users Group. Frank Hogg at FHL is now distributing the 56 disks in the group's software library directly.

You no longer need to be a member of the group to buy a disk of programs. And you should now get your disks in a few days, instead of the few months it once took, because your order no longer needs to be sent through the group's notoriously slow mail relay system. The group benefits, too, because FHL pays a royalty fee for each disk mailed.

When a massive undertaking like the OS-9 Users Group Software Library moves from a volunteer effort to a commercial enterprise, many potential problems surface. For example, prospective buyers expect to be told which programs they can find on a disk — and they want an answer now!

On the surface, this doesn't sound like much of a problem. But when you consider the OS-9 Users Group software library features more than 340 programs squeezed onto 56 disks, you begin to get a clear picture of the problem. Even though the group's librarian has divided the programs into categories, it is difficult to keep track of 340+ programs — in both source and binary versions — and all the files that hold the documentation.

In the Users Group's early years, Dave Kaleita kept the information in an RMS database. He then used OS-9's redirection capability to send the output of his RMS report program to a text file. After that, the file was updated using *DynaStar* — an OS-9 word processor.

The information was all available, but it was stored in a format that was almost impossible to search quickly. To solve the problem, Hogg converted the *DynaStar* text file to a *Sculptor* database that could easily be manipulated and maintained. He also added keyword searching so his telephone operators could quickly find the programs his customers wanted.

```
Title: REMOTE From: SEATON, WM. GLENN
Ver: 1 Lang: ASM.6809 Fmt: SOURCE
Function: "LINKS" USER TO A SPECIFIED REMOTE TERMINAL PATH FOR
COMMUNICATION.
Program Type: COMMUNICATION
Planned for volume # 0 Already used? Y
```

Figure 3

```
REMOTE
SEATON, WM. GLENN
1
ASM.6809
SOURCE
"LINKS" USER TO A SPECIFIED REMOTE TERMINAL PATH FOR COMMUNICATION
-done-
COMMUNICATION
0
Y
-end-
```

Figure 4

For each field enter:
name,heading,type&size,format;validation
Type h for help.

Field name must be unique using A-Z a-z 0-9 -- only.
Valid field types are:

```
a = alphanumeric(maximum 255 bytes)
i = integer(size 1, 2 or 4 bytes)
r = real(size 8 bytes)
m = money(size 4 or 8 bytes)
d = date(size 4 bytes)
```

Single byte integers are always positive. Data fields may be dimensioned. Both format and validation list are optional. The validation list may contain both single values and ranges of values. Examples:

```
item,Item Code,a12
Unit,,a5;each,gross,doz,box[Heading defaults to name]
description,,a20[No heading]
stklev,Stock Level,14,#####
price,Sale Price,m4(3),####.##
cat,Category,11,##;1-10,50,90-99
```

Figure 5

Since we have long wanted to introduce you to the power of today's new fourth-generation databases like *Sculptor*, we asked Hogg to show us how easy it would be to accomplish a rather complex task — managing the OS-9 Users Group software library, for example.

Converting a Database

An example of a record in the original *DynaStar* file is given in Figure 3. Further study of the file reveals that the records contain from one to three lines under Function. It also shows the maximum length of each field in a record.

Hogg's first step was to use the *Umacs* text editor — available from the Users Group Library — to delete words like "Title:" and "From:" from each field. This editor's extensive macro capabilities made the job easy.

Hogg put each field on an individual line and added the line "-done-" before the "Program Type:" field. He also added the line "-end-" between records

and added a last line, "-fin-", so he could test for the end of the file. He named the new file *convRecord*. A record in *convRecord* looks like that shown in Figure 4.

After Hogg finished processing the raw *DynaStar* text file with *Umacs*, he had to describe his new data file for *Sculptor*. He used the *Sculptor* describe utility to do this job. He named the file containing the description, *disk*. Figure 5 is a snapshot of the help screen displayed by *describe*. To see this screen while running *describe*, you must press H.

Here is how Hogg described the OS-9 Users Group software library file:

```
KEY FIELDS
1:u_title,Title,a20,u

DATA FIELDS
2:u_size,# Sectors,a4,;0-9999
3:u_from,From,a30,u
4:u_ver,Version,a12,u
5:u_language,Language,a16,1
6:u_format,Format,a16,1
7:u_function,Function,a73(3),1
8:u_type,Program Type,a24,1
9:u_volume,Volume #,a2,
0:u_used,Already Used?,a1,u;Y,N
```

Line 1 is the key field. You can define more than one key, but there is no need to do so here. Hogg used the name of the program described in each record for the key. Since he decided that none of the other information in the record was useful as a key, he described the rest of the fields as data.

It's a *Sculptor* convention to use a prefix like `u_` to name the file in which a variable is found. The word `Title` here is the default text string *Sculptor* will use if you don't override it. The `a20` describes a text field containing 20 characters. Hogg's analysis of the data had shown this was the longest field needed. The `u` means to force uppercase on input. Experienced *Sculptor* users suggest it is wise to force either upper- or lowercase on key fields to prevent confusion during a search.

Line 2 is a field Hogg reserved for future use. The data for this field will need to be added manually, because it does not exist in the original database. However, he knew he needed this information later to determine how many programs will fit on a disk.

Notice the end of Line 2. Hogg used a text field instead of an integer here so he would be able to upload his data files after running them through the OS-9 public domain archiving program `ar`. He had learned earlier that `ar` works only with text files, and he hoped to upload the Users Group Software Library file to many computer bulletin board systems. The `;%0-9999` at the end of the line means that *Sculptor* will allow only numbers from 0 to 9999. This demonstrates how *Sculptor* does input validation.

Line 5 is unique because it converts uppercase letters to lowercase automatically when it reads a data file. This makes the text easier to read. Line 7 holds the one- to three-line description of the function of each UG program. Line 9, the volume number, must be defined as a text field, because an integer field here would default to zero when the field is blank. The field containing the volume number is blank until the program that the record describes has been assigned to a disk in the library.

On describing the data in his new file, Hogg created a program to read the text file he'd prepared with `Umacs` and inserted it into the database. The code in Figure 6 took care of the job.

Here's what happens when you run this program. First, Hogg has told *Sculptor* to reference a filename `disk` with the word `ug`. He then defined some

```
"UGDISKS" FILE CONVERSION TO SCULPTOR FORMAT
!file ug disk

!temp scripline,,12
!temp done,-done-,a32
!scroll 13,3

+u_title,,4,14
+u_from,,6,32
+u_ver,,7,32
+u_language,,8,32
+u_format,,9,32
+u_type,,10,32
+u_volume,,11,32
+u_used,,12,32
+u_function,,13,6
+done,,18,32

start scroll 2 : u_function = ""
scroll : u_function = ""
input u_title-u_format
scroll 1
start1 input u_function
if u_function bw "-done-" then u_function="" : goto start2
if scripline < 3 then scroll : goto start1
input done
start2 input u_type-u_used
insert ug
input u_title
if u_title ct "-END-" then goto start
if u_title ct "-FIN-" then exit
exit
```

Figure 6

```
UG DISK FILE MAINT.
Today's date [ ]

Title [ ]

# Sectors [ ]
From [ ]
Version [ ]
Language [ ]
Format [ ]
Program Type [ ]

Volume # [ ]
Already Used? [ ]
Function

[ ][ ]
[ ]
[ ][ ]
[ ]
[ ][ ]

i=insert f=find n=next p=prev m=match a=amend d=delete e=exit

Which option do you require?
```

Figure 7

temporary variables and a scroll window. That done, he set up the screen form and told *Sculptor* where to put each field on the screen.

The heart of the program follows the screen form definition. The first two lines clear the last two lines of the function array. Then, data is input into all of the fields. When a line begins with (bw) the string `-done-`, *Sculptor* moves on to the next field. If all three lines are input, a fourth line containing the string `-done-` is ignored. The rest of the fields are then read and inserted into the database.

Since `u_title` forces uppercase, Hogg had to do the `end` and `fin` tests in uppercase. The `ct` means contains.

You can read the program line like this. If `u_title` contains the string `-END-` then go to the beginning and start again.

You use OS-9's redirection operators when you run this program.

```
OS9: sage convUGdisk <convReport
```

A few minutes after typing this line, Hogg had 339 records inserted into a new database — ready for manipulation. He then let *Sculptor* write a program to manipulate the new database, by typing two lines:

```
OS9:sg disk
OS9:sage disk
```

Sculptor came alive with a screen that looked like the one shown in Figure 7.

Figure 8

OS9 USERS GROUP DISKS

!file disk disk

```
.new code
!file dkey diskkey
new code end
```

```
!temp date,,d4
!temp t_u_function,,i1
!temp BS,,i1
!temp scrline,,i2
!temp scrflag,,i1
```

```
!scroll 14,3
```

```
+date,Today's date,2,70
```

```
.new code
+k_keyword,,5,33
.new code end
```

```
+u_title,,4,34
+u_size,,6,33
+u_from,,7,33
+u_ver,,8,33
+u_language,,9,33
+u_format,,10,33
+u_type,,11,33
+u_volume,,12,33
+u_used,,13,33
+t_u_function,,14,2;#
+u_function,,14,5
```

```
display date
END\
end
```

*i=insert

```
clear : display date
i1\
message "Use BACKSPACE to finish inserting"
input u_title bs = i4
read disk nsr = i2
scrflag = 0
gosub DISPLAY
error "Already recorded"
end i2\
gosub GET_DATA
if BS then goto i1
insert disk
clear : display date
goto i1
```

```
.i4\
clear : display date
.new code
i4 goto ik
.new code end

end
```

```
.new code
*ik=K insert
ik check disk
ik1 message "Use BACKSPACE to finish inserting"
input k_keyword bs = END
k_title = u_title
insert dkey re = ik2
goto ik1
ik2 error "That key already exists..."
end
.new code end
```

```
*f=find
clear : display date
input u_title bs = END
find disk
scrflag = 1
gosub DISPLAY
end
```

```
.new code
*fk=K find
clear
input k_keyword bs = END
find dkey nsr = fk2
find disk key = k_title fkl gosub DISPLAY
```

```
prompt "Next match" no = END
match disk nsr =fk2
goto fkl fk2 message "No matching records"
end
```

```
.new code end
```

*n=next

```
next disk
scrflag = 1
gosub DISPLAY
clear k_keyword
end
```

*p=prev

```
prev disk
scrflag = 1
gosub DISPLAY
clear k_keyword
end
```

*m=match

```
match disk nsr = m1
scrflag = 1
gosub DISPLAY
clear k_keyword
end
```

m1\

```
error "No further matching records"
end
```

*a=amend

```
check disk
goto a1
a0\
input u_title bs = END
a1\
gosub GET_DATA
if BS then goto a0
prompt "All correct" no = a1
write disk
clear : display date
message "Record amended"
end
```

*d=del

```
check disk
prompt "Are you sure" no = END
delete disk
clear : display date
end
```

*e=exit

```
exit
```

```
DISPLAY\
display u_title-u_used
scroll 1
```

```
D1_u_function\
t_u_function = scrline
display t_u_function,u_function
if scrline = 3 then goto D3_u_function
scroll
goto D1_u_function
```

```
D3_u_function\
return
```

```
GET_DATA\
BS = 0
input u_size-u_used bs = GD1 eoi = GDO
```

```
GDO\
scroll 1
GD_u_function\
t_u_function = scrline
display t_u_function,u_function
input u_function bs = GD1_u_function eoi = GD2_u_function
scroll
if scrline <= 3 then goto GD_u_function
goto GD2_u_function
```

```
GD1_u_function\
if scrline = 1 then goto GET_DATA
scroll -1
goto GD_u_function
```

```
GD2_u_function\
return
```

```
GD1\
BS = 1
return
```

The program *Sculptor* wrote looked like that shown in Figure 8 — almost. Frank added the code between each new code and new code end later to give the program the ability to search on a key field.

Hogg's additions work by letting *Sculptor* know about the file `DiskKey` with the command `!file dkey disk-key`. The program will know it as `Dkey`, and it will store keys in 12-character ASCII fields. The keys are followed by 20-character titles. A match in `DiskKey` returns the title for the main database so that any number of keys may be inserted for any title.

“One person using Sculptor can perform a task that required a systems analyst and a gang of programmers several years ago.”

The `+k_keyword,,5,33` adds the keyword field to the screen format at Line 5, Column 33. `ik` inserts a key into the `DiskKey` file after making sure that a record has been selected. Keys are inserted until you type a backspace.

To find a title record, you type a keyword. If a key is found, a search is made in `Disk` using the key `k_title` from the key file. The record is displayed, and the entire process takes less than a second.

That's all it takes to add a sophisticated keyword search to a *Sculptor* program. There are some problems, however. The program above works fine until somebody changes the title in the main file or deletes a record. There are no provisions in the program to change or delete keys when this

```
(* Add to KISSdMenu procedure
(* Now, for the colors!
```

```
RUN gfx2("fill",45,181)
RUN gfx2("fill",116,181)
RUN gfx2("color",2)
RUN gfx2("fill",151,181)
RUN gfx2("color",3)
```

```
(* That's all you need
```

```
(* add this check in the procedure WhichTool
(* following all of the other checks
```

```
IF ButtonEvent.mouse.AcY>180 THEN
ButtonEvent.status.color:=TRUE
END
ELSE
ButtonEvent.status.color:=FALSE
ENDIF
END
```

```
(* add this code to DoEvent
```

```
IF ButtonEvent.status.color THEN
RUN KISScolor(ButtonEvent)
ButtonEvent.status.color:=FALSE
ENDIF
```

```
(* add this code to initialization at start
(* of procedure KISSDraw4
```

```
ButtonEvent.pointer.Coulor:=1
RUN gfx2("color",1)
```

```
(* add the second half of the IF statement
(* to the code in GetKISSMouse
```

```
IF ButtonEvent.mouse.AcX<40 OR ButtonEvent.mouse.AcY>180 THEN
ButtonEvent.status.InToolBox:=TRUE
ELSE
ButtonEvent.status.InToolBox:=FALSE
ENDIF
```

Figure 9: These additions should be made to the existing programs

!!!NEW!!!

OS-9™ SOFTWARE/HARDWARE

L2 UTILITY PAK - Contains a Level II "printer" function that also shows the pathname being searched for when "not found" or permission type errors occur. Also contains level II software ram disk driver. Other included utilities can be used on either level I or II including UNDELting to recover files. **\$39.95**

L1 UTILITY PAK - Contains 40 useful utilities that run under both level I and II OS-9. Included are a complete set of "wild card" file handling utilities, a disassembler, a disk sector editor, and the MacGen command language compiler. MacGen will allow you to generate many useful command macros in minutes, much more useful than procedure files. Macro source is included for a macro to implement an archival backup type function. **\$49.95**

L1+L2 COMBINATION PAK both of above together for **\$75.00**

SDISK - Standard disk driver module replacement allows full use of 40 or 80 track double sided drives with OS-9 Level I. Retains full compatibility with CoCo 35 track format and allows accessing all other OS-9 non-CoCo formats. Easy installation. **\$29.95**

SDISK+BOOTFIX - As above plus boot directly from a double sided diskette. **\$35.95**

SDISK3 - Level II version of SDISK driver. Same features as level I (except bootfix not required to boot from double sided). **\$29.95**

PC-XFER UTILITIES - Programs to format and transfer files to/from MS-DOS™ diskettes on CoCo under OS-9. (Requires either SDISK or SDISK3 to run depending on which level of OS-9 you are using) **\$45.00**

CCRD 512K byte RAM DISK CARTRIDGE - Operates faster than similar device sold by others. Requires RS Multipak interface, two units may be used together for 1MB Ram Disk. OS-9 Level I & II drivers and test software included. **\$169.00**

All diskettes are in CoCo OS-9 format; other OS-9 formats can be supplied for \$2.00 additional charge. All orders must be prepaid or COD, VISA/MC accepted, add \$1.50 S&H for software, \$5.00 for CCRD, additional charge for COD.

D. P. Johnson, 7655 S.W. Cedarcrest St., Portland, OR 97223 (503) 244-8152 (For best service call between 9-11 AM Pacific Time)

OS-9 is a trademark of Microware and Motorola Inc., MS-DOS is a trademark of Microsoft, Inc.

happens. Hogg fixed that problem by rewriting the amend code:

```
*a=amend
  check disk
  goto a1 a0\
  title = u title
  input u title bs = END
  if u title <> title then flag=2
a1\
  gosub GET_DATA
  if BS then goto a0
  prompt "All correct" no = a1
  write disk
  if flag = 2 then gosub CHANGE_KEYS
  clear : display date
  message "Record amended"
  end

CHANGE_KEYS\
  rewind dkey
  next dkey nsr = ch_return
  if k title <> title then goto chl
  k title = title
  write dkey
  goto chl
ch_return\
  flag = 0
  return

CHANGE_KEYS\
  k keyword = ""
  k title=title
chl
  readkey dkey nsr=ch_return
  read dkey
  delete dkey
  goto chl
```

Hogg then wrote the following code to delete all keys referring to a main record after that record has been deleted. It is almost the same as the amend code, but this time he wrote it in-line rather than as a subroutine:

```
*d=del
  check disk
  prompt "Are you sure" no = END
  title = u title
  delete disk
  rewind dkey
  next dkey nsr = d12
  if title <> k_title then goto d11
  delete dkey
  goto d11 d12   clear : display date
  end
```


If Hogg had been working with a larger database — or had thought about it sooner — he would have written the Users Group Software Library database program differently. The sequential method used here would be too slow to manipulate huge databases. However, this month we have only set out to show you how one person using *Sculptor* can perform a task that required a systems analyst and a gang of programmers several years ago.

Planning how the data in your various databases interacts is probably the most important step when you start to program with a database language like *Sculptor* — even when you're writing a small program. We'll look at this and a few other database programming considerations next month when we continue to explore the OS-9 Users Group Software Library with this fourth-generation language. Until then, Happy Groundhog's Day! □

The listing: KISSColor

```
PROCEDURE KISSColor
0000 (* Program to select and change colors
0026 TYPE rodent=Vld,Act,ToTm:BYTE; X1:INTEGER; TTTto:BYTE; TSSst:
      INTEGER; CBSA,CBSB,CCtA,CCtB,TTSA,TTSB,TLISA,TLISB:BYTE
      ; X2,BDX,BDY:INTEGER; Stat,Res:BYTE; AcX,AcY,WRX,WRY:
      INTEGER
0097 TYPE stats=event,InWindow,InToolBox,InMenuBar,line,box,circle
      ,ellipse,bar,arc,fill,text,freehand,patterns,horzlines
      ,vertlines,slantright,slantleft,dots,color:BOOLEAN
00EE TYPE cursor=NoCur,arrow,pencil,cross,hourglass,NoIcon,TextBar
      ,Scross,Icon,IconBuff,Coulor:BYTE
0121 TYPE packet=mouse:rodent; status:stats; pointer:cursor
013E TYPE registers=cc,a,b,dp:BYTE; x,y,u:INTEGER
0163 DIM RegisterSet:registers
016C DIM callcode:BYTE
0173 PARAM ButtonEvent:packet
017C DIM Currcolor,Covalue:INTEGER
0187 RegisterSet.a:=0
0192 RegisterSet.b:=$89
019E RegisterSet.x:=ADDR(ButtonEvent.mouse)
01AF RegisterSet.y:=1
01BA callcode:=$8D
01C2 Currcolor:=ButtonEvent.pointer.Coulor
01D0 IF ButtonEvent.mouse.AcX<76 THEN
01E2   REPEAT
01E4     RUN syscall(callcode,RegisterSet)
01F3     Covalue:=INT(ButtonEvent.mouse.AcX/10)
0206     RUN gfx2("palette",Currcolor,Covalue)
021F   UNTIL ButtonEvent.mouse.CBSA=0
0230   END
0232   ENDIF
0234
0235 IF ButtonEvent.mouse.AcX<115 THEN
0247   ButtonEvent.pointer.Coulor:=0
0255   RUN gfx2("color",0)
0265   RUN gfx2("bar",0,180,76,191)
027C   END
027E   ENDIF
0280 IF ButtonEvent.mouse.AcX<150 THEN
0292   ButtonEvent.pointer.Coulor:=1
02A0   RUN gfx2("color",1)
02B0   RUN gfx2("bar",0,180,76,191)
02C7   END
02C9   ENDIF
02CB IF ButtonEvent.mouse.AcX<185 THEN
02DD   ButtonEvent.pointer.Coulor:=2
02EB   RUN gfx2("color",2)
02FB   RUN gfx2("bar",0,180,76,191)
0312   END
0314   ENDIF
0316 IF ButtonEvent.mouse.AcX<220 THEN
0328   ButtonEvent.pointer.Coulor:=3
0336   RUN gfx2("color",3)
0346   RUN gfx2("bar",0,180,76,191)
035D   END
035F   ENDIF
0361   END
```

The Best Money Can Buy . . . HDS Floppy Drive Controller Board



Features

- Gold Plated Edge Cards
- Dual Selectable ROM Sockets
- Compatible with COCO I & II
- 120 Day Warranty
- Double and Single Density

Reduce your I/O errors with the Hard Drive Specialist Floppy Drive Controller for the Color Computer. Gold edge card connectors, advanced design, and the absence of potentiometers make it the best available. Our newest version controller allows the use of either (two 24 pin ROMs), or (one 24 pin and one 28 pin ROM). Using this board with the standard Radio Shack ROM gives you 100% compatibility with all Radio Shack software.

- Completed and Tested Board with Radio Shack ROM \$99.**
(Includes Case, and DOS Instructions)
- Completed and Tested Board without ROM . . . \$79.**
(Includes Case)
- Bare Board with Instruction manual \$30.**
- Parts Kit For Bare Board without ROM \$30.**
- Radio Shack ROM (current version) \$20.**
- Radio Shack ROM 1.0 \$40.**

Ordering Information:

Use our WATS line to place your order via Visa, MasterCard, or Wire Transfer. Or mail your payment directly to us. Any non-certified funds will be held until proper clearance is made. COD orders are accepted as well as purchase orders from government agencies. Most items are shipped off the shelf with the exception of hard drive products that are custom built. UPS ground is our standard means of shipping unless otherwise specified. Shipping costs are available upon request.

- DOUBLE SIDED!**
- Drive 0 Complete \$199.
- Drive 1 Complete \$129.
- Drive 0 & 1 Dual Drive \$319.

HARD DRIVE SPECIALIST

1-713-480-6000
Order Line 1-800-231-6671
16208 Hickory Knoll
Houston, Texas 77059

Racksellers

The retail stores listed below carry THE RAINBOW on a regular basis and may have other products of interest to Tandy Color Computer users. We suggest you patronize those in your area.

ALABAMA	Jefferson News Co. McDowell Electronics Anderson News Co. M & B Electronics Madison Books Trade 'N' Books Injun John's, Inc.	FLORIDA (cont'd)	Tallahassee Titusville	Anderson News Co. DuBay's News Center Computrac	Cambridge Ipswich Littleton Lynn Swansea	Out Of Town News Ipswich News Computer Plus North Shore News Co. Newsbreak, Inc.
ALASKA	Fairbanks Electronic World	GEORGIA	Atlanta Bremen Forest Park Jesup Marietta Thomasville Toccoa	Border's Bremen Electronics/Radio Shack Elliott News Center Radio Shack Act One Video Smokehouse Newsstand Martin Music Radio Shack	MICHIGAN	Book Nook, Inc. Border's Book Shop Robbins Electronics Merit Book Center Harrison Radio Shack Electronics Express/Radio Shack Fits News Company Howell Auto Parts Curt's Sound & Home Arcade Center The Eight Bit Corner Perry Computers Riverview Book Store New Horizons Book Shop
ARIZONA	Cottonwood Lake Havasu City Phoenix Sierra Vista Tempe Tucson	IDAHO	Boise Moscow	Book Shelf, Inc. Johnson News Agency	Harrison Hillsdale Holland Howell Lowell Muskegon Perry Riverview Roseville	Shinder's Burnsville Shinder's Crystal Gallery Carlson Books Shinder's Leisure Lane Shinder's (2 Locations) Shinder's Ridge Square Shinder's Roseville Shinder's Annex Shinder's Maplewood Shinder's St. Pauls The Photo Shop
ARKANSAS	Fayetteville Ft. Smith Little Rock	ILLINOIS	Bellefonte Champaign Chicago Decatur East Moline Evanston Kewanee Lombard Newton Paris Peoria Springfield Sunnyland West Frankfort Wheeling	Software or Systems Bookmark B. Dalton Booksellers Book Emporium K-Mart Plaza Northgate Mall Book Emporium Norris Center Bookstore Book Emporium Book Nook Empire Periodicals Bill's TV Radio Shack Book Emporium Book Emporium Sheridan Village Westlake Shopping Center Illinois News Service Book Emporium Sangamon Center North Town & Country Shopping Ctr. Book Emporium Paper Place North Shore Distributors	Minneapolis St. Paul Willmar	
CALIFORNIA	Berkeley Citrus Heights Grass Valley Half Moon Bay Hollywood La Jolla Los Angeles Marysville Napa Oakland Sacramento San Francisco Santa Monica San Jose Santa Rosa Stockton Sunnyvale Torrance	INDIANA	Angola Berne Bloomington Columbus Crawfordsville Dyer Franklin Garett Indianapolis Lebanon Martinsville Wabash	D & D Electronics Radio Shack White Cottage Electronics Book Corner Micro Computer Systems, Inc. Koch's Books Miles Books Gallery Book Shop Finn News Agency, Inc. Bookland, Inc. Borders Bookshop Delmar News Indiana News Southside News Gallery Book Shop Radio Shack Mitting's Electronics	MINNESOTA	Shinder's Burnsville Shinder's Crystal Gallery Carlson Books Shinder's Leisure Lane Shinder's (2 Locations) Shinder's Ridge Square Shinder's Roseville Shinder's Annex Shinder's Maplewood Shinder's St. Pauls The Photo Shop
COLORADO	Aurora Colorado Springs Denver Glenwood Springs Grand Junction Longmont	IOWA	Davenport Des Moines Fairfield Ottumwa	Interstate Book Store Thackery's Books, Inc. Kramers Books & Gifts Southside Drug	MISSOURI	Ray's TV & Radio Shack Ray's TV & Radio Shack Book Brokers Unlimited Cowley Distributing T&R Electronics Audio Hut Book Emporium Bailey's TV & Radio
DELAWARE	Middletown Milford Newark Wilmington	KANSAS	Hutchinson Topeka Wellington Wichita	Crossroads, Inc. Palmer News, Inc. Town Crier of Topeka, Inc. Dandy's/Radio Shack Dealer Amateur Radio Equipment Co. Lloyd's Radio	MONTANA	Consumer Electronics of Whitefish
DISTRICT OF COLUMBIA	Washington, DC Chronicles News Room World News, Inc.	KENTUCKY	Hazard Henderson Hopkinsville Louisville Paducah	Daniel Boone Gulf Mart Matt's News & Gifts Hobby Shop Howley-Cooke Booksellers (2 Locations) Radio Shack	NEBRASKA	Nebraska Bookstore Nelson News
FLORIDA	Boca Raton Clearwater Cocoa Danla Davie Ft. Lauderdale Gainesville Jacksonville North Miami Beach Panama City Pensacola Pinellas Park South Pasadena Starke Sunrise	LOUISIANA	Baton Rouge New Orleans Monroe	City News Stand Sidney's News Stand Uptown The Book Rack	NEVADA	Bookcellar Hurley Electronics Steve's Books & Magazines
		MAINE	Bangor Brockton Caribou Oxford Sanford	Magazines, Inc. Voyager Bookstore Radio Shack Books-N-Things Radio Shack	NEW HAMPSHIRE	Bookwrights Verham News Corp.
		MARYLAND	College Park	University Bookstore	NEW JERSEY	Atlantic City News Agency Village Computer & Software Micro World II Outpost Radio Shack Dave's Elect. Radio Shack Software Station
		MASSACHUSETTS	Boston Brockton	Eastern Newsstand Voyager Bookstore	NEW MEXICO	New Horizons Computer Systems Front Page Newsstand Page One Newsstand Downtown Subscription
					NEW YORK	Village Green-Buffalo Books Liff Bridge Book Shop, Inc. Cromland, Inc. Southern Tier News Co., Inc. On Line: Computer Access Center G.A. West & Co. Oscar's Bookshop Unicom Electronics Barnes & Noble—Sales Annex Coliseum Books Eastern Newsstand Grand Central Station, Track 37 200 Park Ave., (Pan Am #1) 55 Water Street World Trade Center #2 First Stop News Icicle Hours Bookstore International Smoke Shop Jonil Smoke Penn Book Software City State News Walden Books World Wide Media Services

NEW YORK (cont'd)

Pawling Universal Computer Service
 Rochester Village Green
 World Wide News
 Woodhaven Spectrum Projects

NORTH CAROLINA

Cary News Center In Cary Village
 Chapel Hill University News & Sundry
 Charlotte Newsstand Int'l
 Papers & Paperback
 Computer Plus
 Hickory C² Books & Comics
 Jacksonville Michele's, Inc.
 Kernersville K & S Newsstand
 Winston-Marton Boomers Rhythm Center
 Winston-Salem K & S Newsstand (3 Locations)
 Rainbow News Ltd.

OHIO

Akron Churchill News & Tobacco
 Blanchester JR Computer Control
 Canton Little Professor Book Center
 Chardon Thrasher Radio & TV
 Cincinnati Cinsoft
 Cleveland Erievlew News
 Columbiana Fidelity Sound & Electronics
 Columbus B5 Software
 Micro Center
 The Newsstand
 Books & Co.
 Huber Heights Book & Card
 Wilke News
 Wright News & Books
 Book Barn
 News-Readers
 Wilke's University Shoppe
 Open Book
 The News Shop
 Lakewood International News
 Edu-Caterers
 Lima Wilke News
 Parma Bookmark Newscenter
 Toledo Leo's Book & Wine Shop
 Warren Book Nook, Inc.
 Xenia Fine Print Books
 Youngstown Plaza Book & Smoke Shop

Dayton**Dublin
Fairborn****Findley**

Kent The News Shop
 Lakewood Lakewood International News
 Lima Edu-Caterers
 Miamisburg Wilke News
 Parma Bookmark Newscenter
 Toledo Leo's Book & Wine Shop
 Warren Book Nook, Inc.
 Xenia Fine Print Books
 Youngstown Plaza Book & Smoke Shop

OKLAHOMA

Oklahoma Merit Micro Software
 City Thomas Sales, Inc. dba Radio Shack
 Tulsa Steve's Book Store

OREGON

Eugene Libra Books — Book Mark
 Portland Fifth Avenue News
 Rich Cigar Store, Inc.
 Sixth & Washington News
 Capitol News Center
 Checkmate Book

Salem**PENNSYLVANIA**

Allentown Owl Services
 Altoona Newborn Enterprises
 Bryn Mawr Bryn Mawr News
 Feasterville Global Books
 King of Prussia Gene's Books
 Malvern Personal Software
 Phoenixville Stevens Radio Shack
 Reading Smith's News & Card Center
 Temple Software Corner
 West Chester Chester County Book Co.
 Wind Gap Micro World
 York The Computer Center of York
 Tollgate Bookstore

RHODE ISLAND

Newport Bellevue News
 Warwick Software Connection

SOUTH CAROLINA

Charleston Hts. Software Haus, Inc.
 Clemson Clemson Newsstand
 Florence Ray's #1
 Greenville Palmetto News Co.
 Spartanburg Software City
 Union Fleming's Electronics

TENNESSEE

Brentwood Bookworld #5
 Chattanooga Anderson News Co.
 Guild Books & Periodicals
 Dickson Highland Electronics
 Knoxville Anderson News Co.
 Davis-Kidd Bookseller
 Computer Center
 Memphis Davis-Kidd Booksellers
 Nashville Mosko's Place
 R.M. Mills Bookstore

TENNESSEE (cont'd)

Smyrna Delker Electronics
TEXAS
 Big Spring Poncho's News
 Brenham Moore's Electronics
 Desoto Maxwell Books
 Elgin The Homing Pigeon
 Harlington Book Mark

UTAH

Provo Valley Book Center

VIRGINIA

Danville K & S Newsstand
 Hampton Benders
 Norfolk I-O Computers
 Turn The Page
 Volume I Bookstore

WASHINGTON

Port Angeles Port Book & News
 Seattle Adams News Co., Inc.
 Bulldog News
 Tacoma B & I Magazines & Books
 Nybbles 'N Bytes

WEST VIRGINIA

Huntington Nick's News
 Logan Stan's Electronics & Radio Shack
 Madison Communications, LTD
 Parkersburg Valley News Service
 South Charleston Spring Hill News

WISCONSIN

Appleton Badger Periodicals
 Cudahy Cudahy News & Hobby
 Kenosha R.K. News, Inc.
 Madison Pic A Book
 University Bookstore
 Milwaukee Juneau Village Reader
 Racine Little Professor Book Center
 Waukesha Holt Variety

ARGENTINA

Cordoba Information Telecommunications

AUSTRALIA

Blaxland Blaxland Computers
 Paris Radio Electronics

CANADA:**ALBERTA**

Banff Banff Radio Shack
 Blairmore L & K Sports & Music
 Bonnyville Paul Terrier
 Brooks Double "D" A.S.C. Radio Shack
 Calgary Billy's News
 Claresholm Radio Shack Associated Stores
 Drayton Valley Langard Electronics
 Edmonton CMD Micro
 Edson Radio Shack, asd
 Fairview D.N.R. Furniture & TV
 Fox Creek Fox City Color & Sound
 A.S.C. Radio Shack

Ft. Saskatchewan

Ft. Saskatchewan Ft. Mall Radio Shack, ASC

Grande Cache

Grande Cache The Stereo Hut

Grande Centre

Grande Centre The Book Nook
 Hinton Jim Cooper
 Innisfail L & S Stereo
 Lacombe Brian's Electronics
 Leduc Radio Shack Associated Stores
 Lethbridge Datatron
 Lloydminster Lloyd Radio Shack
 Okotoks Okotoks Radio Shock
 Peace River Radio Shack Associated Stores
 Taverner Software

St. Paul

St. Paul Stettler Radio Shack
 Strathmore Wheatland Electronics

ALBERTA (cont'd)

Taber Pinewood Sight & Sound
 Westlock Westlock Stereo
 Wetaskiwin Radio Shack

BRITISH COLUMBIA

Burnaby Compulift
 Burns Lake VT. Video Works
 Campbell River TRS Electronics
 Chilliwack Charles Parker
 Coartney Rick's Music & Stereo
 Dawson Creek Bell Radio & TV
 Golden Taks Home Furnishings
 Kelowna Telesoft Marketing
 Langley Langley Radio Shack
 N. Vancouver Microwest Distributors
 Nelson Oliver's Books
 Parksville Parksville TV
 Penticton D.J.'s
 Four Corner Grocery
 Sidney Sidney Electronics
 Smlthers Wall's Home Furniture
 Squamish Kolyk Electronics
 100 Mile House Tip Top Radio & TV

MANITOBA

Altona L.A. Wiebr Ltd.
 Lunard Goranson Elec.
 Morden Central Sound
 The Pas Jodi's Sight & Sound
 Selkirk G.L. Enns Elec.
 Virchen Archer Enterprises
 Winnipeg J & J Electronics Ltd.

NEW BRUNSWICK

Moncton Jeffries Enterprises
 Sussex Dewitt Elec.

NEWFOUNDLAND

Batwood Seaport Elec.
 Carbonear Slade Realties

NOVA SCOTIA

Halifax Atlantic News

ONTARIO

Angus Micro Computer Services
 Aurora Compu Vision
 Concord Ingram Software
 Exceter J. Maclean & Sons
 Hanover Modern Appliance Centre
 Huntsville Huntsville Elec.
 Kenora Donny "B"
 Kingston T.M. Computers
 Listowel Modern Appliance Centre
 South River Max TV
 Dennis TV

QUEBEC

LaSalle Messageries de Presse Benjamin Enr.
 Pont. Rouge Boutique Bruno Laroche
 Ville St. Gabriel Gilles Comeau Enr/Radio Shack

SASKATCHEWAN

Assiniboia Telstar News
 Estevan Kolyk Electronics
 Moose Jaw D&S Computer Place
 Nipawan Cornerstone Sound
 Regina Regina CoCo Club
 Software Supermarket
 Saskatoon Everybody's Software Library
 Shellbrooke Gec. Laberge Radio Shack
 Tisdale Paul's Service
 Unity Grant's House of Sound

YUKON

Whitehorse H & O Holdings

JAPAN

Tokyo America Ado., Inc.

PUERTO RICO

San Juan Software City

Also available at all B. Dalton Booksellers, and selected Coles — in Canada, Waldenbooks, Pickwick Books, Encore Books, Barnes & Noble, Little Professors, Tower Book & Records, Kroch's & Brentano's, and Community Newscenters.

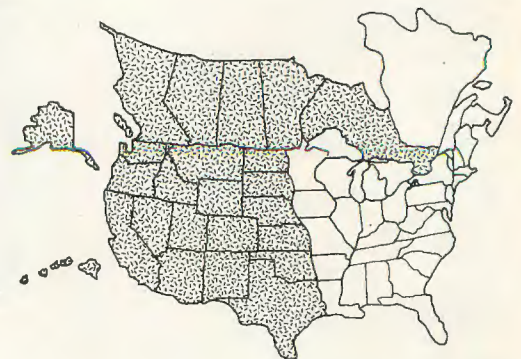
Advertisers Index

We encourage you to patronize our advertisers — all of whom support the Tandy Color Computer. We will appreciate your mentioning THE RAINBOW when you contact these firms.

After Five Software	131	MicroWorld	125	Softbyte	159
Alpha Products	21	Other Guys Software, The	149	Software House, The	55
Ark Royal	69	Owl-Ware	139, 140, 141	SpectroSystems	128
Bill Bernico Software	38	Paparis Enterprises	33	Spectrum Projects Inc.	17, 25, 27
Bob's Software	89	Performance Peripherals	95	Speech Systems	104, 105, 106, 107
Burke & Burke	159	Perry Computers	153	Sugar Software	175
Canyon County Devices	29	Preble's Programs, Dr.	BC	Sundog Systems	53
Cer-Comp	145, 147	PXE Computing	7	T & D Software	112, 113, 181
Cinsoft	117	R.A.D. Products	47	Tandy/Radio Shack	50, 51
CJN Enterprises	128	R.J.F. Software	71	Tepco	91
Clearbrook Software Group	161	Rainbow Bookshelf	58, 59	Tom Mix Software	173
CNR Engineering	101	Rainbow Gift Subscription	116	True Data Products	62, 63
CoCo Cat Anti-drug	49	Rainbow on Tape and Disk	28	Try-O-Byte	29
Cognitec	167	RAINBOWfest	34, 35	Valkyrie	71
Colorware	22, 23	RGB Computer	117	Vidicom Corporation	133
Computer Center	103	Saint Johns Gallery	75	Woodstown Electronics	89
Computer Island	165	Sardis Technologies	143	York 10	137
Computer Plus	3	SD Enterprises	66, 123	Zebra Systems	61
Computer Villa	97				
Computerware	39				
CY-BURNET-ICS	73				
D.P. Johnson	187				
Dayton Associates of W. R. Hall, Inc.	134, 135				
Diecom	IFC, IBC				
Disto/CRC	169				
Federal Hill Software	157				
Frank Hogg Laboratory	99				
Gimmesoft	163				
Glenn Calafati	55				
Hard Drive Specialists	189				
Hawkes Research Services	73				
HJL	41				
Howard Medical	66, 194				
J & R Electronics	47				
K—SOFT	123				
Metric Industries	148				
Micro Works, The	193				
Microcom Software	9, 11, 13, 15				
Microtech Consultants Inc.	93				

 **Call:**
Belinda Kirby
Advertising Representative
The Falsoft Building
9509 U.S. Highway 42
P.O. Box 385
Prospect, KY 40059
(502) 228-4497

 **Call:**
Kim Vincent
Advertising Representative
The Falsoft Building
9509 U.S. Highway 42
P.O. Box 385
Prospect, KY 40059
(502) 228-4492



DIGISECTOR DS-69B

NEW VIDEO
DIGITIZER
FOR THE
COCO 3

(AND ALL OTHER COCOS...)

**SUPER
RESOLUTION !!!**



COCO 3 SCREEN

USE YOUR COCO 3 TO ITS FULL POTENTIAL!

Use The Micro Works' DIGISECTOR™ DS-69 or DS-69B and your COCO 3's high resolution graphics to capture and display television pictures from your VCR or video camera. The DIGISECTOR™ systems are the only COCO video digitizers available that accurately capture and reproduce the subtle shades of gray in TV pictures!

- **COLOR:** Add color to your screen for dramatic special effects.
- **HIGH RESOLUTION:** 256 by 256 spatial resolution.
- **PRECISION:** 64 levels of grey scale.
- **SPEED!** 8 images per second on DS-69B, 2 images per second DS-69.
- **COMPACTNESS:** Self contained in a plug-in Rompack.
- **EASY TO USE:** Software on disk will get you up and running fast!
- **COMPATIBLE:** Use with a black and white or color camera, a VCR or tuner.
- **INEXPENSIVE:** Our low price puts this within everyone's reach.

POWERFUL C-SEE 3.3 SOFTWARE

This menu-driven software will provide 5 and 16 shades of gray to the screen and to the printer with simple joystick control of brightness and contrast. Pictures taken by the DIGISECTOR™ may be saved on disk by C-SEE 3.3 and then edited by our optional MAGIGRAPH, or by COCO MAX or GRAPHICOM. This versatile new software is included in both DIGISECTORS™



DS-69B and C-SEE 3.3	\$149.95
DS-69 and C-SEE 3.3	\$ 99.95

TRADE IN YOUR OLD DIGISECTOR™

If you already have one of The Micro Works' DS-69 or DS-69A DIGISECTORS™, you may return it to us and we will upgrade your unit to a DS-69B.

UPGRADE DS-69A to DS-69B	\$49.95
UPGRADE DS-69 to DS-69B	\$69.95

The DS-69B comes with a one year warranty. Cameras and other accessories are available from The Micro Works.

NO RISK GUARANTEE

If you are not completely satisfied with the performance of your new DS-69B, you may return it, undamaged, within ten days for a full refund of the purchase price. We'll even pay the return shipping. If you can get any of our competitors to give you the same guarantee, buy both and return the one you don't like. We know which one you'll keep.

Star NX-10 Printer Only \$238

NOW WITH FREE SP-C (\$68.45 value)

DISK CONTROLLER NEW FROM J&M

The DC-4 is a scaled-down version of the popular DC-2 without a parallel port. It includes a switch with 2 ROM sockets, JDOS, manual and such features as gold connectors and metal box. It accesses double sided drives and accepts RSDOS 1.1 for Radio Shack compatibility.

\$65 DC-4 with memory minder (\$2 shipping)

RS DOS ROM CHIP

ROM chip fits inside disk controller. 24 pin fits both J&M and RS controller Release 1.1. For CoCo 3 Compatibility.


\$25 each Reg. \$40 (\$2 shipping)



EPSON

LX-800 \$239

Friction and tractor feed included
1 60 CPS
3K Buffer
NLQ on front buttons
Package includes free SP-C serial to parallel converter and Epson tutorial on disk.



Star NX-10 Only \$238

FREE SP-C serial to parallel converter white supplies last (\$5 shipping)

WORD PACK RS \$49
BASIC SCREEN EDITOR \$19.95

- Full documentation
- Works on CoCo 1, 2 & 3
- Add lines without renumbering

MYDOS by Chris Hawks \$15

- Simplify your directory
- Accesses double sided drives
- Use J&M on CoCo 3

CoCo MAX by Colorware \$78.45

- Specify II or III
- Includes high res interface
- Animation
- Printers supported include, R.S. 105, 106, 130; Star; & Epson (*2 shipping on software)

DISK DRIVE SPECIALS

DRIVE 0 + Howards Drive 0 gives you a DD-3 MPI drive, a CA-1 cable and a J&M DC-4 Disk Controller for only. Add \$34 for a Disto DC-3 replacement. (\$5 shipping)

\$178.45 DOUBLE SIDED DOUBLE DENSITY 360K

Separate Disk Drive Components

DD-3 An MPI 52 double-sided, double density, 360K disk drive in a full height case and heavy-duty power supply.

\$98 (\$2 shipping) **DRIVE ONE**

TEAC T-3 1/2 height, double sided, double density, 720K bare drive, includes all mounting hardware.

NEW \$159 (\$2 shipping)

TEAC 55B bare drive, 1/2 height, double-sided, double density with all mounting hardware, needs CA-2 below to fit R.S. 501.

\$118 (\$2 shipping) **BARE**

SP-C

Serial to parallel converter converts the CoCo 4 pin serial output to run a parallel printer like Star or Epson. Includes all cables. Add \$10 for modem attachment. (\$2 shipping) **\$68.45**

CA-1 Cable that connects the disk controller to the drive.

\$24.95 One Drive **CA-2 \$29.95** Two Drive

GUARANTEE — Howard Medical's 30-day guarantee is meant to eliminate the uncertainty of dealing with a company through the mail. Once you receive our hardware, try it out, test it for compatibility. If you're not happy with it for any reason, return it in 30 days and we'll give you your money back (less shipping).

MONITORS

Sony KV-1311CR \$449
Regular \$625 (\$15 shipping)

- Vivid Color
- Vertically flat 13" screen
- Monitor/Trinitron TV with remote control
- 640 X 240 resolution at 15MHZ .37 mm Dot pitch
- RGB analog & digital; TTL; and composite inputs
- VCR inputs
- Cable to CoCo 3 \$36

MAGNAVOX 7622 \$88

12" Amber Screen offers 900 dots x 350 lines resolution at 20 MHz on a dark glass anti-glare GRT with built-in audio and 1 year warranty.

7652 Green Screen • Same Specs • Same Price

HARD DRIVE

- 20,000,000 Bytes
- equivalent to 125 R.S. 501's on line
- micro stepping heads have 15 position per track
- automatic temperature compensation realigns head every five minutes for trouble free reads and writes
- will also work with IBM & clones
- complete package includes 20 meg drive, case & power supply, controller, and interface that plugs into slot #3 of multipack interface. **\$699.00**
- 1 year warranty

(5 ship) BASIC driver lets you access this hard drive without need for OS-9 \$49.95.

Howard Medical Computers 1690 N. Elston Chicago, IL 60622



ORDERS

(800) 443-1444

INQUIRIES AND ORDER STATUS

(312) 278-1440

Showroom Hours:
8:00 - 5:00 Mon. - Fri.
10:00 3:00 Sat.

WE ACCEPT: VISA • MASTERCARD • AMERICAN EXPRESS
C.O.D. OR CHECKS • SCHOOL P.O.'S

Shipping charges are for 48 states.
APO and Canada order slightly higher.



DIECOM PRODUCTS INC.

HIGH SCORE	76,550
PLAYER 1	14,000
ENERGY	
BULLETS	47
GRENADES	59
PLAYER 2	9,250
ENERGY	
BULLETS	71
GRENADES	38

Requires 64 k and one joystick. For the Coco 1, 2 or 3

MISSION: RUSH'N ASSAULT
 One or two players can take on the mission to rescue POW'S hidden deep inside enemy territory. Watch out for enemy soldiers, snipers, grenade launchers and many other hazards as you journey farther over enemy lines. Forge your way through jungles and swamps and other hazardous terrain as you search for the missing soldiers. Pick up grenades, extra ammo and more powerful weapons as you continue farther into your mission. The enemy is out in great force to stop your mission. Dozens of screens will keep you playing for hours. Can you succeed and rescue the prisoners? Only time will tell!

Tape or Disk
\$28.95 U.S.
\$38.95 Can.
 AVAILABLE APPROX. SEPT. 1, 1987

LAP # 2
 SCORE 4,500

Requires 128 k Coco 3 with one joystick.

GRANDPRIX CHALLENGE
 Race alone against the computer, or with a friend against the computer in this high speed racing game. You compete in 5 lap races around twisting and turning race courses. Finish the race ahead of all the computer cars and you will progress to a more challenging course. Collect repair tools as you race around the track and you will be able to increase the speed and handling of your race car. But watch out for oil slicks and water puddles on the track or you might find your car crashing into a wall. Detailed 320 x 200 graphics and realistic driving conditions make this a must for your Coco 3 collection. Many different race tracks will keep you challenged.

Tape or Disk
\$28.95 U.S. **\$38.95 Can.**
 AVAILABLE APPROX. SEPT. 1, 1987

LEVEL 1
 HEALTH: 1000
 SCORE: 17700

Requires 128 k Coco 3

GANTELET II
 It's back and better than ever. We've created one of the best arcade style games you will ever see for your Coco. Four people can now play simultaneously in one game. Dozens of new levels with new monsters will challenge even the best players. Collect keys to open doors and chests, treasures, and many new magic potions to help you battle more powerful monsters. Watch out for hidden traps as you search for the exit to next level.

Tape or Disk
\$28.95 U.S. **\$38.95 Can.**
 AVAILABLE APPROX. SEPT. 1, 1987

For the Coco 1, 2 or 3

NEW LOW PRICE ON CALADURIL FLAME OF LIGHT & LANSFORD MANSION, AVAILABLE ON DISK ONLY
\$28.95 U.S.
\$38.95 Can.

DIECOM PRODUCTS INC.

6715 FIFTH LINE, MILTON, ONT., CANADA L9T 2X8

ALSO AVAILABLE: MISSION: F-16 ASSAULT • PAPER ROUTE • KNOCK OUT • KARATE • MARBLE MAZE
\$28.95 U.S.
\$38.95 CAN.
 AVAILABLE ON TAPE OR DISK
 64K REQUIRED



24 hr. order line:
 (416) 878-8358
 personal service 9-5

Please add \$2 for shipping & handling.
 Ontario residents add 7% sales tax.
 C.O.D. Canada only. Dealer inquiries invited. Looking for new software.

SEE FRONT COVER FOR OTHER DIECOM GAMES

New!

DR. PREBLE'S PROGRAMS

Introducing PYRAMIX For your Color Computer 3!

Product of
ColorVenture

PYRAMIX is a 100% machine language game written exclusively to take advantage of all the power in your 128K CoCo 3. The colors are brilliant, the graphics sharp, the action hot.

PYRAMIX features the finest in animation, graphics, sound effects and game play available today. It has all the extras you want, too, such as a pause option, RGB and CHP modes, keyboard or joystick play, help screen, multiple skill level, and the ability to backup your disk.

Best of all is the low price! Available today, for only \$24.95 on disk + s/h!



And Lightning Strikes!

LIGHTNING RAM DISK is the most versatile RAM disk for your 512K Color Computer 3! **LIGHTNING RAM DISK** will allow you to use up to 4 mechanical drives and 2 RAM drives simultaneously for a total of 6 Drives! This RAM DISK will also work simultaneously with our amazing **LIGHTNING PRINTER SPOOLER!** \$19.95 on disk + s/h.

LIGHTNING PRINTER SPOOLER for the 128K or 512K Color Computer 3. Multitask your computer! Dump more than 400K of text to the spooler "instantly." Then, continue your keyboard work while it all prints out! Also compatible with our **LIGHTNING RAM DISK** above. \$14.95 on disk + s/h.

LIGHTNING BACKUP utility for your 512K Color Computer 3 reads your master disk once and then makes superfast multiple disk backups on all your drives! No need to format blank disks. Supports 35, 40 or 80 tracks, double or single sided disks and adjustable step rate. \$14.95 on disk + s/h.

Order all 3 for only \$44.95 + s/h



Dr. Preble's Prescriptions

BASIC FREEDOM! No one wants to be chained down. And yet, if you type in BASIC programs, you have been subject to involuntary servitude! The culprit? BASIC's limited EDIT command.

Demand Your BASIC FREEDOM! Programmed by Chris Babcock for ColorVenture, this software gives you a full screen editor for typing in and editing BASIC programs! Move the cursor anywhere on the screen. Insert, delete or add text. It's the same concept as in a word processor, except you never have to leave BASIC! **BASIC FREEDOM** is an invisible machine language program which you can turn on and off at will. Even pressing RESET will not hurt your BASIC FREEDOM! Simple, yet powerful with an easy to read manual. Many extra "nice touches" included, like KEY REPEAT and LOWERCASE INTERPRETER which lets you type BASIC commands in upper or lower case for ease of programming. Translation to uppercase is automatic for commands. Text in quotes is not affected. For CoCo 1, 2, or 3!

SPECIAL COCO 3 VERSION lets you work in 32, 40, or 80 column display modes. A separate version is available for the CoCo 1 and 2. Available on disk for \$24.95 + s/h.

MENTAL FREEDOM by Dr. Preble! IMAGINE! Some day, a computer so advanced that it responds to your very thoughts and emotions. Imagine, some day, thought-controlled graphics: levitation and materialization! **PLUG IN YOUR MIND** and **UNHOOK YOUR JOYSTICKS**—that day is now! The Radio Shack Color Computer has many advanced capabilities, just waiting to be tapped. Dr. Preble's Programs combines the advanced technology of the CoCo with the amazing Radio Shack Biofeedback Monitor to bring you "Mental Freedom." For CoCo 2 or 3

THOUGHT-CONTROLLED VIDEO CHALLENGE? Unlike any video game you have ever played, our Thoughtware tests your ability to handle stress, to remain calm under adverse circumstances. **LIGHTNING FAST** reflexes will do you no good here, unless you first tame the fickle dragon of your mind. Are you the secretly nervous type? Many people can keep a "Poker Face" even when they are worried so that others may not notice; but can you really stop the worry itself? Find out with **Mental Freedom!**

AND IT TALKS! Did you know that the CoCo can produce incredibly realistic digital speech without a special speech synthesizer? The voice quality is so good, it sounds human! Honest. Best of all, no extra hardware is needed for speech, just some clever programming by Dr. Preble.

MENTAL FREEDOM - Next time your friends ask what your computer can do, show them Dr. Preble's Thoughtware! Requires Radio Shack's Biofeedback Monitor Catalogue #63-675. **Mental Freedom** - DISK only \$24.95 + s/h



Vocal Freedom!

512K Digital Voice Recorder for your CoCo 1, 2, or 3!

High Quality Voice Without Synthesizer!

Vocal Freedom lets you ...

- * Record voice or any sound into RAM
- * Record and playback at 2 speeds
- * Save and Load voice to disk
- * Select normal or high fidelity
- * Record more than 2 minutes of speech if you have a 512K CoCo 3
- * Fully compatible with CoCo 1 and 2
- * Features Sound Activated Playback. Messages will playback automatically for your family when any noise is made. Could also scare off prowlers.


Vocal Freedom includes special cable. Requires only a low cost amplifier (RS cat. #277-1008) and any microphone.

On Disk, only \$39.95 + s/h

Extra... Hacker's Pact!

Incorporate digitally recorded voices or sound into your own programs. Requires Vocal Freedom, above.

On disk, only \$14.95 + s/h




New!

VDOS, the UnDISK: Save multiple programs in memory. Or save multiple graphic pictures in memory. Works with or without a disk. Let's you SAVE, LOAD and KILL stored programs or graphics. **DIRECTORY** function lists files, gives the start, end and execution addresses of machine language programs and number of free bytes remaining. Own a RAM disk without buying a disk drive! Requires 64K CoCo 1 or 2. Available on tape or disk for \$24.95 + shipping/handling.

VDMP, for the UnDISK: Backup all your UnDISK files to a single tape file for easy reloading. A must for VDOS users! On tape for \$14.95 + shipping/handling.

VPRINT, for the UnDISK: Paper printout for UnDISK Directory. On tape, \$9.95 + shipping/handling.

Check, money order, Mastercard Visa or C.O.D. For Shipping in U.S.A. or Canada add \$2.50, to other Countries, add \$5.00.



Order From
Dr. Preble's Programs
6540 Outer Loop
Louisville, KY 40228
(502) 969-1818

For CoCo 1, 2 or 3!

RX For Intellectual Stimulation
CoCo Programs, T.I.D.

24 HOUR ORDER LINE



Check, Money Order or C.O.D.

CoCoBraille

Emboss Grade 1 or Grade 2 Braille using your CoCo 1, 2 or 3 and a Brother Daisy Wheel printer! Fast Print to Braille conversion algorithm converts word processor files, program listings and data files into touch readable Braille. For use by the blind or the sighted. No knowledge of the Braille code is necessary. Just send print to the program and out comes Braille! Note: The complex Grade 2 conversion is very good and though not always perfect, quite readable. Requires 64K or more. Brother HR series printer or the IP-50 interface series required. Low Cost! Similar software costs 3 times as much. Only \$19.95 + s/h