

Just for your
Tandy Color
Computer 1, 2 and 3

November 1987

Canada \$4.95

U.S. \$3.95

The

RAINBOW[®]

THE COLOR COMPUTER MONTHLY MAGAZINE

Our Telecommunications Issue

Including,
Rainbow's
Shopping Guide

Get started with Delphi,
Take CoCo abroad, and
Create your own BBS

with:


Galactic Conflict online game,
an autodialer utility, and
a phone number database

and:

CoCo 3 graphics and
OS-9 programming

Plus 15 new product reviews,
technical Q&A, hints, tips, hardware projects,
and C-C-CoCo Cathead — 20 seconds into the future





DIACOM PRODUCTS INC.

THE RAT GRAPHIC DESIGN PACKAGE

This is the most complete graphics design package currently available for the Coco 3. It supports 320 x 200 hi-res graphics mode with a 16 color user definable palette. You can draw lines, circles, ovals, boxes, polygons and many more standard drawing functions. You can get stamps from the screen which can then be enlarged, shrunk, rotated, inverted and flipped and then be redisplayed on the screen in various ways. You can paint areas of the screen in one of the pre-defined color textures. You can label your pictures with one of the pre-defined fonts or define your own custom lettering style. Now don't worry about trying to draw your pictures with the keyboard or even a cumbersome joystick. "THE RAT" comes with its own MOUSE. Yes that's right, it comes with a MOUSE, and not a simple analog one button mouse. Ours is a high quality digital, two button mouse like you find on a more expensive computer like the Tandy 1000. You don't have to worry about selection squares around your drawing screen, just push a button on the mouse and you flip to a separate screen to select your drawing mode. Or you can use one of our pull down menus to load and save your pictures on disk. We also include screen print routines for many of the most popular printers.

Now that's a GRAPHIC DESIGN PACKAGE that beats them all! That's right, you get the graphics program, screen print routines, the mouse and the mouse pad all for one low price of

\$69.95 U.S.
\$99.95 Can.

AVAILABLE APPROX. SEPT. 1, 1987



Requires 128 k Coco 3 and one disk drive

IRON FOREST

This is the first in our series of light phaser games. You have just been teleported to a strange land. As the mist clears you find a light phaser in your hand and yourself deep inside the Iron Forest. Your mission: to protect the sacred White Dove and all good creatures from the evil of the forest. As you aim, you zap a space pod, and then quickly turn and zap an evil spinning blade as it comes dangerously close to the Dove. Many evil creatures inhabit the forest. How long can you keep them under control? Many different backgrounds and increasing difficulty make this a unique new game for your Coco 3.

Iron Forest
\$28.95 U.S.
\$38.95 Can.

Light Phaser with interface
\$34.95 U.S.
\$49.95 Can.

Once you have purchased one light phaser you will only need to purchase future games at regular price.



Game and phaser together
\$59.95 U.S.
\$83.95 Can.

AVAILABLE APPROX. SEPT. 1, 1987



Requires 128 k Coco 3 and one disk drive

\$28.95 U.S. NEW LOW
\$38.95 CAN. PRICE DISK ONLY

GATES OF DELIRIUM



\$28.95 U.S.
\$38.95 CAN.

GANTELET


\$28.95 U.S.
\$38.95 CAN.

BOUNCING BOULDERS



\$28.95 U.S.
\$38.95 CAN.

WRESTLE MANIAC



DIACOM PRODUCTS INC.

6715 FIFTH LINE, MILTON, ONT., CANADA L9T 2X8

We accept:



cheque or money order

24 hr. order line:
(416) 878-8358
personal service 9-5

Please add \$2 for shipping & handling.
Ontario residents add 7% sales tax.
C.O.D. Canada only. Dealer inquiries
invited. Looking for new software.

SEE BACK COVER
FOR OTHER DIACOM GAMES

From Computer Plus to YOU ...

PLUS after PLUS after PLUS




Tandy 1400 LT \$1239
Tandy 102 24K \$379
Tandy 200 24K \$649



Color Computer 3
w/128K Ext. Basic \$159




Tandy 1000 HX \$539
Tandy 1000 TX \$889



DMP-130A \$279



Color Computer Disk Drive
Drive 0 \$249 Drive 1 \$149



DMP-106 \$169

BIG SAVINGS ON A FULL COMPLEMENT OF RADIO SHACK SHACK COMPUTER PRODUCTS

COMPUTERS

Tandy 1000 EX 1 Drive 256K	479.00
Tandy 1000 SX 1 Drive 384K	649.00
Tandy 3000 HL 1 Drive 512K	1129.00
Tandy 4000 1 Drive 1 Meg. Ram	1959.00
Color Computer 2 w/64K Ext. Basic	89.00

PRINTERS

Radio Shack DMP-106 80 CPS	169.00
Radio Shack DMP-130A 120 CPS	279.00
Radio Shack DMP-430 180 CPS	559.00
Radio Shack DWP-230 Daisy Wheel	339.00
Star Micronics NP-10 100 CPS	169.00
Star Micronics NX-10 120 CPS	199.00
Star Micronics NX-15 120 CPS	359.00
Panasonic P-1080i 120 CPS	189.00
Panasonic P-1091i 160 CPS	210.00
Panasonic P-1092i 240 CPS	349.00
Okidata 182 120 CPS	269.00
Okidata 192+ 200 CPS	339.00
Okidata 292 240 CPS	489.00

MODEMS

Radio Shack DCM-6	52.00
Radio Shack DCM-7	85.00
Radio Shack DCM-212	179.00
Practical Peripheral 1200 Baud	149.00

COLOR COMPUTER MISC.

Radio Shack Drive Controller	99.00
Extended Basic Rom Kit	14.95
64K Ram Upgrade Kit	39.00
Radio Shack Deluxe Keyboard Kit	24.95
Hi-RES Joystick Interface	8.95
Color Computer Deluxe Mouse	44.00
Multi Pak Interface	89.00
Multi Pak Pal Chip for COCO 3	14.95
CM-8 6' Extension Cable	19.95
Serial to Parallel Conv.	59.95
Radio Shack Deluxe Joystick	26.95
Magnavox 8515 RGB Monitor	329.00
Radio Shack CM-8 RGB Monitor	249.00
Radio Shack VM-4 Green Monitor	99.00
PBJ 512K COCO 3 Upgrade	99.00
Tandy 512K COCO 3 Upgrade	129.00
Mark Data Universal Video Driver	29.95

COLOR COMPUTER SOFTWARE

	TAPE	DISK
The Wild West (CoCo3)		25.95
Worlds Of Flight	34.95	34.95
Mustang P-51 Flight Simul.	34.95	34.95
Flight 16 Flight Simul.	34.95	34.95
Nuke the Love Boat (CoCo3)	34.95	34.95

The Magic of Zanth (CoCo3)	34.95
Sam Sleuth Private Eye	24.95 27.95
Color Max 3 (CoCo3)	59.95
COCO Util II by Mark Data	39.95
COCO Max by Colorware	69.95
COCO Max II by Colorware	79.95
AutoTerm by PXE Computing	29.95 39.95
TelePatch III by Spectrum	29.95
C III Graphics by Spectrum (CoCo3)	19.95
Font Bonanza by Spectrum (CoCo3)	29.95
TW-80 by Spectrum (CoCo3)	39.95
TeleWriter 64	49.95 59.95
Elite Word 80	79.95
Elite Calc 3.0	69.95
CoCo3 512K Ram Disk by CerComp	19.95
OS-9 Level II by Tandy	71.95
Inside OS-9 Level II Book by FHL	39.95
VIP Writer (disk only)	69.95
VIP Integrated Library (disk)	149.95

Prices are subject to change without notice. Please call for shipping charges. Prices in our retail store may be higher. Send for complete catalog.

**CALL TOLL FREE
1-800-343-8124**

- LOWEST POSSIBLE PRICES
- BEST POSSIBLE WARRANTY
- KNOWLEDGEABLE SALES STAFF
- TIMELY DELIVERY
- SHOPPING CONVENIENCE




computer plus

P.O. Box 1094
480 King Street
Littleton, MA 01460


SINCE 1973

IN MASSACHUSETTS CALL (617) 486-3193

Under The RAINBOW



52




113



144


Cover illustration copyright © 1987
by Fred Crawford

FEATURES

-  **The Well-Dressed Diskette/Gay Crawford** _____ 26
PRINTER UTILITY *A disk jacket designer*
- CoCoing Abroad/Marty Goodman and Don Hutchison** _____ 32
COMMUNICATIONS *Traveling with your computer*
- Plumbing for Your CoCo/Ronald Pettus** _____ 36
HARDWARE PROJECT *Build an attractive printer stand*
-  **WATTS the Cost?/Kenneth Burdon** _____ 46
HOME HELP *Figure your monthly electrical usage*
-  **Magic 3 Ball/Logan Ward** _____ 52
ENTERTAINMENT *The future is "in the chips"*
- Rainbow Shopping Guide/Staff** _____ 57
GIFT GUIDE *Select that perfect something*
- Getting Started With Delphi/Don Hutchison** _____ 64
TELECOMMUNICATIONS *Answers to all your questions*
-  **Let Your CoCo Do the Walking/Devon Copley** _____ 70
ORGANIZATION *A user-friendly phone number database*
-  **Galactic Conflict/Paul Alger** _____ 78
BBS GAME *Online fun for up to 40 players*
-  **Three Is Not a Crowd/Darryl W. Hawkins** _____ 100
PROGRAMMING UTILITY *Use three screens at the same time*
-  **Short Day's Journey Into Night/Greg Hall** _____ 106
GRAPHICS *Day turns into night in City Sun*
-  **Across the Miles/Sean Bossinger** _____ 144
TELECOMMUNICATIONS UTILITY *Reach out with this autodialer*
-  **SysOp-Friendly and Hacker-Hostile/Michael Jorgenson** _____ 152
DATA COMMUNICATIONS *An easy-to-use BBS*
- C: The Beginnings/Nancy Ewart** _____ 168
OS-9 PROGRAMMING *A choice with a future*

NOVICES NICHE

- | | |
|--|---|
| Password Protector _____ 95
<i>Doug Anderson</i> | Alphabet Roulette _____ 97
<i>Keiran Kenny</i> |
| Tunnel Effects _____ 96
<i>Ken Ferreira</i> | The Blue Block Blues _____ 97
<i>J.R. Moon</i> |
| One Starry Night _____ 96
<i>Jim McDowell</i> | An Alarming Solution _____ 98
<i>Roderick Clark</i> |

 The cassette tape/disk symbols beside features and columns indicate that the program listings with those articles are on this month's RAINBOW ON TAPE and RAINBOW ON DISK. Those with only the disk symbol are not available on RAINBOW ON TAPE. For details, check the RAINBOW ON TAPE and RAINBOW ON DISK ad on Page 157.

NEXT MONTH: Grab some holiday cheer and follow THE RAINBOW to the North Pole! "Do You Hear What I Hear?" If it's not sleigh bells, it must be a four-voice rendition of that carol and a medley of others. Wake up from "A Christmas Dream," an Adventure where you find the presents left on Christmas morning. Use our Christmas filer to keep track of your holiday cards. Look for these plus a wide selection of games, utilities, Q-and-A columns, hints, tips and lots more all for your CoCo 1, 2 and 3. Happy Holidays!

COLUMNS

BASIC Training/Joseph Kolar _____	163
<i>ASCII for it</i>	
Building November's Rainbow/Jim Reed _____	16
<i>Executive Editor's comments</i>	
CoCo Consultations/Marty Goodman _____	103
<i>Just what the doctor ordered</i>	
Delphi Bureau/Cray Augsburg _____	62
<i>Helpful improvements and Hutchison's database report</i>	
Doctor ASCII/Richard Esposito _____	126
<i>The question fixer</i>	
Education Notes/Steve Blyn _____	76
<i>Upgrading keyboard skills</i>	
Education Overview/Michael Plog, Ph.D. _____	150
<i>Computers in school management</i>	
PRINT#-2,/Lawrence C. Falk _____	12
<i>Editor's notes</i>	
Turn of the Screw/Tony DiStefano _____	38
<i>New, improved printer adapter</i>	
Wishing Well/Fred Scerbo _____	113
<i>CoCo Cathead — 20 seconds into the future</i>	

RAINBOWTECH

Barden's Buffer/William Barden, Jr. _____	174
<i>The mystery of the novice bell ringer</i>	
Downloads/Dan Downard _____	172
<i>Answers to your technical questions</i>	
KISSable OS-9/Dale L. Puckett _____	180
<i>The evolution continues</i>	

PRODUCT REVIEWS

CoCo Keyboard Extender Cable/Spectrum Projects _____	137
Color File II/Tandy Corp. _____	131
Hall of the King III/Prickly-Pear _____	136
Hi-Res III/Cer-Comp _____	133
IRA Analysis/A to Z Unlimited _____	130
The Lansford Mansion/Diecom Products _____	132
Lotzaluk/William G. Brigance, Sr. _____	135
Phonebook/Custom Software _____	136
Printer Muffler 80/Kensington Microware _____	129
Rescue on Fractalus/Epyx Computer Software _____	133
Third Rainbow Book of Adventures/Falsoft _____	137
Trig Attack/Sugar Software _____	131
Unistand/MicroComputer Accessories _____	130
Utility Routines Volume II/Microcom Software _____	135
Vegas Slots/Tom Mix Software _____	132

DEPARTMENTS

Advertiser Index _____	192	Racksellers _____	190
Back Issue Information _____	175	Rainbow Info _____	20
CoCo Gallery _____	18	Received & Certified _____	143
Corrections _____	116	Scoreboard _____	90
Letters to Rainbow _____	6	Scoreboard Pointers _____	92
Maxwell Mouse _____	116	Submitting Material _____	
One-Liner Contest _____		to Rainbow _____	186
Information _____	187	Subscription Info _____	188
Pipeline _____	124		

The RAINBOW

November 1987

Vol. VII No. 4

Editor and Publisher
Lawrence C. Falk

Managing Editor Jutta Kapfhammer
Associate Editor Jo Anna Wittman Arnott
Consulting Editor Jody Gilbert
Reviews Editor Judi Hutchinson
Submissions Editor Angela Kapfhammer
Copy Editor Lauren Willoughby
Technical Editor Cray Augsburg
Technical Consultant Dan Downard
Technical Assistants Ed Ellers,
Joe Pierce
Editorial Assistants Wendy Falk,
Monica Wheat
Contributing Editors William Barden, Jr.,
Steve Blyn, Tony DiStefano,
Richard Esposito, Martin Goodman, M.D.,
Joseph Kolar, Michael Plog, Dale Puckett,
Fred Scerbo, Richard White

Art Director Heidi Maxedon
Designers Tracey Jones, Rita Lawrence,
Denise Webb
Lead Typesetter Jody Doyle

Falsoft, Inc.

President Lawrence C. Falk
General Manager Patricia H. Hirsch
Asst. General Mgr. for Finance Donna Shuck
Admin. Asst. to the Publisher Sue H. Evans

Executive Editor James E. Reed
Editorial Coordinator Jutta Kapfhammer
Senior Editor T. Kevin Nickols
Production Coordinator Cynthia L. Jones

Chief Bookkeeper Diane Moore
Dealer Accounts Judy Quashnock
Asst. General Manager For Administration
Bonnie Frowenfeld
Director of Fulfillment Sandy Apple
Word Processor Manager Patricia Eaton
Customer Service Rep. Beverly Beardon
Development Coordinator Ira Barsky
Chief of Printing Services Melba Smith
Director of Production Jim Cleveland
Dispatch Sharon Smith
Business Assistant Laurie Falk

Advertising Coordinator Doris Taylor
Advertising Representative Belinda Kirby
Advertising Representative Kim Vincent
Advertising Assistant Debbie Baxter
(502) 228-4492

**For RAINBOW Advertising and
Marketing Office Information, see Page 192**

THE RAINBOW is published every month of the year by FALSOFT, Inc., The Falsoft Building, 9509 U.S. Highway 42, P.O. Box 385, Prospect, KY 40059, phone (502) 228-4492. THE RAINBOW, RAINBOWfest and the RAINBOW and RAINBOWfest logotypes are registered trademarks of FALSOFT, Inc. Second class postage paid Prospect, KY and additional offices. USPS N. 705-050 (ISSN No. 0746-4797). POSTMASTER: Send address changes to THE RAINBOW, P.O. Box 385, Prospect, KY 40059. Forwarding Postage Guaranteed. Authorized as second class postage paid from Hamilton, Ontario by Canada Post, Ottawa, Ontario, Canada. Entire contents copyright © by FALSOFT, Inc., 1987. THE RAINBOW is intended for the private use and pleasure of its subscribers and purchasers and reproduction by any means is prohibited. Use of information herein is for the single end use of purchasers and any other use is expressly prohibited. All programs herein are distributed in an "as is" basis, without warranty of any kind whatsoever. Tandy, Color BASIC, Extended Color BASIC and Program Pak are registered trademarks of the Tandy Corp. Subscriptions to THE RAINBOW are \$31 per year in the United States. Canadian rates are U.S. \$38. Surface mail to other countries is U.S. \$68, air mail U.S. \$103. All subscriptions begin with next available issue. Limited back issues are available. Please see notice for issues that are in print and their costs. Payment accepted by VISA, MasterCard, American Express, cash, check or money order in U.S. currency only. Full refund after mailing of one issue. A refund of 10/12ths the subscription amount after two issues are mailed. No refund after mailing of three or more magazines.

Serial Solution

Editor:

I recently purchased a program on a protected disk. I'm not an expert on disk quality, but it appears to be a cheap, flimsy disk. This means that if I'm in the middle of a project using that program and that disk goes bad, I'm out of luck.

I realize that unauthorized copies are a problem for software dealers. However, when they sell me a program that will let me down some day, they are making their problem my problem. When I buy a program I want a product that is, and will continue to be, dependable — more dependable than a cheap, flimsy disk.

It seems to me that a better solution to the unauthorized copies would be to embed a serial number in the program on each authorized copy. Then, at some point, register that serial number with the person responsible for the proper and legal use of that copy. This, in effect would put the purchaser's name on the program and on any unauthorized copies. I think that people would be more reluctant to give out illegal copies if those copies could be traced back to them.

I realize that this would complicate the distribution process. There would have to be some way to re-register the owner of the program as it changed hands in a legal manner. However, I think that this would be preferable to selling people programs which will eventually let them down.

*Loren Grage
Phoenix, AZ*

BACK TALK

Editor:

I have had some serious frustration trying to get OS-9 to work for me. I have a CoCo 3 and OS-9 Level II, and for everything I try to do I have to fight and wrestle to get this beast in line. For my living, I work on a VAX under UNIX System 5, so I would like to come home and pop OS-9 in the computer and take off from there, but every program I get, every tip I follow, involves several hours of work just to get one little nugget of useful utility.

For example, in your May 1987 issue in "KISSable OS-9," Dale Puckett tells how to get *DeskMate* to run the printer at 2400 baud. After three hours of hair-pulling trying to figure out why I kept getting ERROR - BOOT FILE FRAGMENTATION I just had to quit. Finally, I figured out my problem: Mr.

Puckett didn't mention that I should boot up *DeskMate* and close down the program from the main menu so that my boot file would be the one loaded before I attempt the patch he offers.

While something like that may seem obvious to some people, it caused me 24 hours of teeth-gnashing. Don't get me wrong, I am grateful for the tips and advice Mr. Puckett includes in his column. I never have understood why Tandy never thought ahead to the fact that users may want to print things a little faster than 600 baud. As for proof that his advice was helpful, I am printing this letter at 2400 baud. Yee-ha!

*Michael D. King
Powell, OH*

REQUEST HOTLINE

Editor:

I have been a subscriber to your wonderful magazine for five years now and eagerly await each edition. However, I have a complaint regarding the direction the format of the magazine has been taking the past year or so.

In the earlier days, in practically every issue, there would be a program or two that was useful, such as home accounting, inventory, amortization, figuring home construction projects, etc. There was even one on what kind of fishing lures to use on given days (it works, too). Now it seems that every issue is devoted almost entirely to games. While I realize there is a great demand for this kind of programming among the younger folks, there's enough of us "old goats" around who couldn't care less how to shoot down a spaceship loaded with Purple People Eaters.

How about getting back to putting at least one program (doesn't have to be elaborate, just practical) in each issue for our interest. As Jutta Kapfhammer is taking over as managing editor, I'm sure she will be looking for ways to improve THE RAINBOW, and I respectfully submit this suggestion for her consideration.

*Charles E. Pauley
Orange, TX*

Upgrade Downgrade

Editor:

I give up! The whole idea of the new CoCo was to get better graphics, more speed, a better command set and more memory. But,

alas, the memory upgrade issue has turned into a used car lot atmosphere, complete with a whole slew of consumer advocates giving us hints here and there.

I would appreciate a little wheat being separated from the chaff! Comprehensive articles detailing some basic aspects would seem timely.

As a starting point: Are contacts gold plated? Are the chips in the upgrade all socketed? Are the new chips on top or bottom? What is included in the price? The warranty period? The type of warranty?

I hope you give this idea some serious thought. Farming out these upgrades one at a time to your reviewers won't give us this type of comparison. Keep up the good work.

*Greg Clark
Syracuse, NY*

3-Column Listings?

Editor:


As soon as I read September's "Building A Rainbow," I thought I would send in my comments.

When I read "... Would three-column listings be OK ..." and "... should listings be eliminated ..." several responses went through my mind. In regard to the three-column listings, the obvious objection would be the size of print. There are many of the older generation who have found a wonderful hobby becoming a CoCoist. I find it most convenient for debugging, having the listings match what's on the screen. Would we still be able to read the print? I also think you should consider "entropy." If you stuff everything into one issue (an exaggerated example), what would you do for next month's issue, or next year's? Also, look at the ratio of RAINBOW ON DISK/TAPE users to that of magazine subscribers. This should indicate how many people still type programs by hand.

I honestly don't feel that a better, more balanced, well-rounded publication could be prayed for. It has grown from infancy to an adult of high stature worthy of praise. For a monthly magazine to remain in print for so many years, and to seed such a following is no easy task. To suddenly sever a limb, just to try on a new one, may cause an unrebounding shock. Continue to mature, yes! But it should be a natural growth, not a forceful one. Much could be left behind if the leaps are too huge.

In closing, all I can add is: "Hip-Hip-

RUNS ON
COCO 2 & 3



AUTOTERM TURNS YOUR COLOR COMPUTER INTO THE WORLD'S SMARTEST TERMINAL!



YOU'LL ALSO USE AUTOTERM FOR SIMPLE
WORD PROCESSING & RECORD KEEPING

EXTRA FEATURES ON COCO 3 DISK

80 char. screen, 2400 baud thru serial port,
95,000 to 475,000 character buffer.

EASY COMMUNICATION + WORD PROCESSING + TOTAL AUTOMATION

Full prompting and error checking. Step-by-step manual has examples. Scroll text backward and forward. No split words on screen or printout. Save, load, delete files while on line. Print, save all or any part of text. 300 or 1200 baud. All 128 ASCII characters. Works with DC. Hayes or any modem. Screen widths of 32, 40, 42, 51, 64.

DISK VERSION SUPPORTS RS232 PAK, XMODEM and SPLIT SCREEN FOR PACKET RADIO.

Editing is super simple with the cursor. Find strings instantly too! Insert printer control codes. Specify page size and margins. Switch quickly between word processing and intelligent terminal action. Create text, correct your typing errors; then connect to the other computer, upload your text or files, download information, file it, and sign-off; then edit the receive data, print it in an attractive format, and/or save it on file. Compatible with TELEWRITER.

Advanced system of keystroke macros lets you automate any activity, such as dial via modem, sign-on, interact, sign-off, print, save. Perform entire session. Act as message taker. At start-up, disk version can automatically set parameters, dial, sign-on, interact, read/write disk, sign-off, etc. Timed execution lets AUTOTERM work while you sleep or play. No other computer can match your COCO's intelligence as a terminal.

Please hire the mentally retarded. They are sincere, hard working and appreciative. Thanks!

Phyllis.

CASSETTE \$29.95

DISKETTE \$39.95

Add \$3 shipping and handling
MC/VISA/C.O.D.

PXE Computing

11 Vicksburg Lane
Richardson, Texas 75080
214/699-7273

Hoorah" for the RAINBOW; "Hip-Hip-Hoorah" for Falsoft, Inc.; "Hip-Hip-Hoorah" for the CoCo Community.

*James K. Knight
Marysville, WA*

Those of you who do type in the programs appearing in THE RAINBOW should refer to the three-column format of the listings beginning on pages 83 and 154. By printing them this way, we have saved approximately 15 magazine pages that are filled with additional material.

Two different versions of the three-column format are shown (one with lines between the columns and the other without). Please do send us your comments regarding this "on trial basis" format.

The Scholastic Challenge

Editor:

I think that you have an excellent magazine and support one of the best computers on the market. I have been a reader for two and a half years and have never seen a magazine that compares with it, for any computer!

Now that the compliments are over, there are a few things that I think would improve THE RAINBOW. I feel that the programs published aren't always the best possible. I am a college student, and have only so much time for typing in programs. Utilities are what I like the most. The games make the

magazine fun, but what I think would be best are games that have interesting programming aspects (preferably short). But I would like to know more about the CoCo, and articles about our favorite computer are always read. It's been said that OS-9 is the future of the CoCo, and Tandy has ensured that with the CoCo 3. It would be nice to have more articles and programs and columns about this operating system. More articles and programs for the CoCo 3 would be great, too.

*Ron Nelson
Beaver Bay, MI*

Bugs, Fixes 'n' Patches

Editor:

First and foremost, you absolutely, positively must have a "Bugs, Patches and Fixes" column! It's useful to know of a problem in both Radio Shack and third-party software, as well as possible solutions if they exist. Often I only find a bug in a paid-for application program after it has done its damage, and I have no idea how to cure it. I often read of fixes posted on Delphi, but it might as well be on Mars for me. I, as well as others, have no possible way of reaching Delphi, due to a number of reasons.

Furthermore, what is published in RAINBOW is randomly scattered in two consultation columns and one OS-9 column. A few fixes can be hidden in those elusive gray boxes filling up corners of pages. I've even found hints written in the column you now write! Surely this can be pooled into one

column. That way only one place need be searched in each issue. Right now I must go through the entire magazine, and when looking through three years of back issues for help . . . you can imagine the time used up. So please consider a separate column for "Bugs, Fixes and Patches"!

My second suggestion is for an article on hard disks. I have noticed increased interest in them since OS-9 Level II came out. I have also seen an increase in confusion. An excellent example of the type of article needed is Marty Goodman's article in the August 1987 issue of RAINBOW on RGB advantages of each, and what to use them for. An article geared the same way for hard disks is desperately needed.

Some explanation should accompany the article as well — such things as the difference between SCSI and SASI interfaces, and how one can assemble a hard disk system from component boards as an alternative to getting a complete system all at once.

This brings to mind my third suggestion. Every May you have an issue devoted strictly to printers. Why not expand this to peripherals in general? Certainly many fancy things can be done with floppy and hard disks as well. Then there are those unique I/O devices that could have an article describing their use and benefit. These include music keyboards, voice synthesizers, video digitizers, EPROM burners, real-time clocks, RS-232C cartridges, programmable sound generators, motor controllers, and so forth. Printers are great, but many other

peripherals can do just as fancy footwork. So how about a Peripherals Issue? Sounds good to me, and probably to many others.

My fourth and last suggestion is with OS-9. For some time Joseph Kolar has helped beginners with the Radio Shack/Microsoft BASIC in the Color Computer. Now I'm far from being a beginner; I belong on the other end of the scale. And yet it would be useful for someone, maybe Joseph Kolar, to concentrate on a bit of BASIC each month. The stuff in Level II can swamp a new arrival. Even though I've worked with UNIX for years, it takes a while to get through that 1,000-page plus binder from Tandy. There's enough to keep someone busy for years exploring the possibilities. Now Falsoft has taken a step in the right direction with its books, but there are books on BASIC, too. Yet you very considerably publish a column to help beginners. Windows and BASIC is where the future is. It needs attention as well.

Brian D. Armstrong
Sunspot, NM

Tyrannosaurible OS-9

Editor:

There are lots of things that THE RAINBOW could do to help us all out. I have a 9-month-old CoCo 3 that has 512K of memory, which can't really be used.

For example, I'd love to use Ankia's FFT program and store the data in memory rather than on disk, but there's no way to store real numbers in that extra memory. I've used the Radio Shack C Compiler and think it produces good programs with graphics. But OS-9 is a dinosaur; the disk grinds on and on, and the intermediate code very often exceeds the disk space available to it. One wishes you could simply load the compiler and all of the intermediate and final code into memory rather than putting it on disk.

I'm sure you have lots of neat BASIC programs in your files. But, lately, when I want to produce PASCAL or C code, I do it on the IBM in Turbo or even Microsoft. If the CoCo is to survive, then it's got to do things as easily as the PC.

Karl J. Casper
Cleveland, OH

Suggestion: Puzzles

Editor:

I am very happy with THE RAINBOW, which is the best magazine I have ever read. I am pleased with your articles, being most informative and interesting and also am very thankful for the good programs you publish each month.

What happened to Jim Reed's Comic-CoCo-Pet, CoCo Cat? Why is CoCo Cat not being published any more? I always read the CoCo Cat when I received my issues and now I miss it!

I have been thinking these days that THE RAINBOW should have some pages with entertaining puzzles. For example cross-words, word search puzzles and maybe also short CoCo detective stories for readers to find the murderer or thief. I have also noticed that you stopped with the Cross-word Creator Contest. So, how about

printing a couple of pages each month, maybe called "The Entertainment Section."

Werner Daniel Streidt
Cairo, Egypt

CoCo Cat will return next month.

INFORMATION PLEASE

Editor:

I own a 64K CoCo 1 with Disk BASIC. Does anyone know where I can get a host program for the CoCo? I use my computer for business applications and require that my partner be able to access and run my business programs via his own computer. If anyone has any information that would help, please write to me.

Alex Kouvaras
203 Moray Street
New Farm, QLD 4005
Australia

Remote2, a host program, appeared on Page 106 of the November 1985 issue. Because two of the telecommunications programs printed this month require Remote2 for operation, it will also be included on this month's RAINBOW ON TAPE and RAINBOW ON DISK.

BBS Start-Up

Editor:

I have a 64K CoCo 2, two drives, Multi-Pak, DCM3 modem, and a DMP-110 printer. I am interested in starting up my own BBS. What software is available for me to do this? I also have an old Model III, 16K TRS-80, which could be upgraded. I would like to use it as a BBS; what software is available for it? I am looking for an older "silver" CoCo 1, upgraded or not.

Chauncey A. Bailey
1107 Clingan Ridge Dr.
Cleveland, TN 37311

You might refer to the November 1985 through February 1986 issues of RAINBOW for a series of articles detailing the CoBBS system. Also, see Page 152 of this issue for an easy-to-use BBS program.

Simple Division

Editor:

I have Color Profile, which I've been using extensively for the past few years, and I'm in need of some assistance/advice.

Until recently I've had only one disk drive and consequently had to keep both my control and data files on one disk. Now that I have two drives I'd like to separate those control and data files to make my control files more useful and add storage space to my data files. How do I accomplish this?

Paul Vasko
820 Ambassador Loop
Tampa, FL 33613-2107

Requisitions Requisitioned

Editor:

Is there a machine language program to help fill out forms and/or requisitions? I

have all kinds of invoices and requisitions to fill every day, and I need a program that would create forms, just like the VIP Database does, and keep them on a disk file.

I recently bought the Schematic Drawing Processor (SDP). Is there a similar program like the Cad Cam on the IBM (electronic drafting) for the CoCo 2 and/or 3?

Jean Gravelle
713 Main Street #2
Gatineau, Quebec
Canada J8R 1G7

See "CoCo Cad: The Schematic Scoundrel" published in the October 1985 issue (Page 130).

OS-9 P-P-P-Problems

Editor:

I own a CoCo 3 and have problems running OS-9 programs on it. Each time I strike a key it repeats itself a number of times, as if the machine is stuck in the "key auto-repeat mode."

I would like to know if others have experienced this problem.

Eugene S. Ceschini
545 W. 8th Ave.
Tarentum, PA 15084

CoCo 3 Save/Load

Editor:

I really enjoyed Stephen Gunn's 64K version of "Analog-To-Digital and Back Again" program (October 1985, Page 87). I even had some of my favorite songs from my cassette collection on disk! The problem is that the Save/Load feature doesn't work properly on my new CoCo 3. Does anyone have any solutions?

Chris Tripp
906 Jay Ryan Rd.
Goldsboro, NC 27530

CoCo 3 MikeyFix

Editor:

My problem is a program written by Mike Ward to configure MikeyTerm to run on my CoCo 3 that doesn't work up to standards. It won't let me see the full buffer screen, only the top eight lines. I can't get to the menu from terminal mode unless I'm online. Is there some way I can correct this myself, or is Mike Ward going to come out with a new version of MikeyTerm or a new convertor? I'm using the convertor on my version of MikeyTerm 4 for the RS-232 pack.

Michael Ray Todd (MIKERT)
10707 IH-10W #1823
San Antonio, TX 78230

If you are using a CoCo 3, you should be using MikeyTerm Version 4.3. Mike Ward can be contacted through Delphi: His username is MIKEWARD.

At Long Last, . . . Errors

Editor:

I have had my CoCo 3 for a year now and my first disappointment was to find it had no more memory available than the 64K machine it replaced. So I waited a year to

BOOKS & GRAPHICS

500 POKES, PEEKs, 'N EXECs FOR THE TRS-80 COCO



NEVER BEFORE has this information of vital significance to a programmer been so readily available to everyone. This book will help you 'GET UNDERNEATH THE COVER' of the Color Computer and develop your own HI-QUALITY Basic and ML programs. SO WHY WAIT?? This 80-page book includes POKES, PEEKs and EXECs to:

- ★ Autostart your basic programs
 - ★ Disable Color Basic/ECB/Disk Basic commands like LIST, LLIST, POKE, EXEC, CSAVE(M), DEL, EDIT, TRON, TROFF, PCLEAR, DLOAD, RENUM, PRINT USING, DIR, KILL, SAVE, LOAD, MERGE, RENAME, DSKINI, BACKUP, DSKI\$, and DSKO\$.
 - ★ Disable BREAK KEY, CLEAR KEY and RESET BUTTON.
 - ★ Generate a Repeat-key.
 - ★ Transfer ROMPAKS to tape (For 64K only).
 - ★ Speed Up your programs.
 - ★ Reset, MOTOR ON/OFF from keyboard.
 - ★ Recover Basic programs lost by NEW.
 - ★ Set 23 different GRAPHIC/SEMIGRAPHIC modes
 - ★ Merge two Basic programs.
 - ★ AND MUCH MUCH MORE!!!
- COMMANDS COMPATIBLE WITH 16K/32K/64K/COLOR BASIC/ECB/DISK BASIC SYSTEMS and CoCo 1, 2, & 3.

ONLY \$16.95

All orders, \$50 & above (except CODs) shipped by UPS 2nd Day Air at no extra charge. Last Minute Shoppers can benefit.

SUPPLEMENT to 500 POKES, PEEKs 'N EXECs

ONLY \$9.95

200 additional Pokes, Peek's 'n Execs to give you MORE PROGRAMMING POWER. Includes commands for:

- Rompak Transfer to disk
- PAINT with 65000 styles!
- Use of 40 track single/double sided drives with variable step-rates
- High-Speed Cassette Operation
- Telewriter 64°, Edtasm+° and CoCo Max° Enhancements
- Graphics Dump (for DMP printers) & Text Screen Dump
- AND MUCH MUCH MORE!
- 500 POKES, PEEKs 'N EXECs is a prerequisite

300 POKES PEEKs 'N EXECs FOR THE COCO III

Get more POWER for your CoCo III. Includes commands for:

- 40/80 Column Screen Text Dump
- Save Text/Graphics Screens to Disk
- Command/Function Disables
- Enhancements for CoCo 3 Basic
- 12BK/512K Ram Test Program
- HPRINT Character Modifier
- AND MANY MORE COMMANDS

ONLY \$19.95



"MUST" BOOKS

UNRAVELLED SERIES: These books provide a complete annotated listing of the BASIC/ECB and DISK ROMs.

- EXTENDED COLOR BASIC UNRAVELLED: \$39.95
- DISK BASIC UNRAVELLED: \$19.95
- BOTH UNRAVELLED BOOKS: \$49.95
- SUPER ECB (CoCo3) UNRAVELLED: \$24.95
- ALL 3 UNRAVELLED BOOKS: \$59.95
- COCO 3 SERVICE MANUAL \$39.95
- COCO 2 SERVICE MANUAL: \$29.95
- INSIDE DS9 LEVEL II \$39.95
- RAINBOW GUIDE TO DS9 LEVEL II ON COCO3: \$19.95
- RAINBOW GUIDE TO DS9 II DISK: \$19.95
- BASIC PROGRAMMING TRICKS \$14.95
- COCO 3 SECRETS REVEALED: \$19.95
- ASSEMBLY LANGUAGE PROGRAMMING*: \$18.00
- ADDENDUM FOR COCO 3: \$12.00
- UTILITY ROUTINES VOL 1 BOOK: \$19.95

MICROCOM SOFTWARE
P.O. Box 214
Fairport, N.Y. 14450
Phone (716) 223-1477

VISA MC, AMEX, Check, MO. Please add \$3.00 S&H (USA & Canada), other countries \$5.00 S&H. COD (US only) add \$2.50 extra. NYS residents please add sales tax. Computerized processing & tracking of orders. Immediate shipment. Dealer inquiries invited.



COLOR MAX 3

Finally, your wait is over!! The ultimate graphics program for CoCo 3 has arrived. Features include:

- Icons and pull down menus
- 320 x 200 hi-res screen
- Choice of 64 colors
- Pencil, Eraser, Spray Can, Line, Rectangle, Paint Brush & more functions
- Electronic Typesetting with 11 built-in fonts
- Zoom-in (Fat Bits) and Undo
- Variety of brushes and patterns
- Editing features such as invert, flip, copy, cut, paste and clear
- Load/Save/Compress/Print your work
- Works with RGB & Composite Monitors
- Printer Drivers - EPSON, GEMINI, DMP & CGP-220 Requires CoCo 3, 128K, Tandy Disk Controller, Hi-Res Joystick Interface

ONLY \$59.95

HI-RES JOYSTICK INTERFACE: \$11.99

PIX CONVERTER 1: \$29.95

COLOR MAX 3 FONT EDITOR: \$29.95

COLOR MAX 3 FONTS: \$29.95

COCO GRAPHICS DESIGNER

Greeting Cards
Signs
Banners

The CoCo Graphics Designer allows you to create beautifully designed Greeting Cards, Signs and Banners for holidays, birthdays, parties, anniversaries and other occasions. Comes with a library of pre-drawn pictures. Also includes utilities which allow you to create your own character sets, borders and graphic pictures. Requires a TRS-80 COLOR COMPUTER I, II OR III OR TDP-100 with a MINIMUM OF 32K, ONE DISK DRIVE and a PRINTER, compatible with DISK BASIC 1.0/1.1, ADOS 1.0/1.1 AND JDOS. Supports the following printers: DMP 100/105/110/130/430, CGP 220, EPSON RX/FX, GEMINI 10X, SG-10, NX-10 & OKIDATA

DISK ONLY \$29.95

PICTURE DISK #1: 100 more pictures for CGD: \$14.95

FONT DISK #1: 10 extra fonts! \$19.95

COLOR PAPER PACKS \$24.95



Call Toll Free (For Orders) 1-800-654-5244 9 AM - 9 PM EST 7 days a week

Except NY. Order Status, Information, Technical Information, NY Orders call 1-716-223-1477

finally get OS-9 Level II, thinking it was the answer (according to the Tandy clerk). But, after two weeks, all I have learned to do is format, backup, boot up BASIC09 and type in a large number of procedures that will not run.

When I type in a procedure as instructed in the manual, I get Error 051 — line with compiler error whenever I type RUN. LOAD gives me Error 216. Occasionally a 043 error pops up (unknown procedure) when trying to RUN. So here I am locked in a land of error with nothing telling me what to do to correct the error.

Beatrice L. Weyrick
2173 Lynn Dr.
Akron, OH 44312

Editor's Note: We understand your frustration, but we have no simple answers for you. OS-9 takes time and effort to learn. However, here are a couple of pointers:

- 1) A listed line with an error of any type will prevent a program from running.
- 2) Your other errors (043, 214, 215 and 216) most likely result from improper selection of your current data and execution directories. Carefully read pages 4-1 through 5-10 of the Getting Started section of the OS-9 Level Two manual. Also, chapters one and nine of The Complete Rainbow Guide to OS-9 Level II, Volume I: A Beginners Guide to Windows will help immensely.

KUDOS

Editor:

I ordered the PBBS OS-9 Bulletin Board software from S.D. Roberson, 1702 W. Mt. View Dr., Mesa, AZ 85201, last year. Not being an expert at OS-9 but wanting to SysOp a BBS, I ordered it. Having trouble at first, I called the author for help. He took time out to help me with everything I needed. Now that I've worked with the author, I have learned the OS-9 operating system and can SysOp with the best of them. Best of all, he provides upgrades to the original version for minimal cost. Steve Roberson, my hat is off to you.

Bill Davis
Weirton, WV

Slick Math

Editor:

I think that Louis Toscano's equation-graphing and equation-solving programs in the September RAINBOW are the slickest programs you've printed in a long time. Not that there isn't something of interest to me in every issue, but Louis has done a super-fantastic job. Now, I know I'm prejudiced 'cause I'm a math teacher, but that gives me the right to be a critic of math programs, too. One word to describe Louis' work ... WOW!

Richard H. Phillips
RHP
Snyder, NY

BULLETIN BOARD SYSTEMS

• OVAC Systems BBS has gone 24 hours a day! The BBS promotes the Ohio Valley Association of Computers. We use the PBBS 4.8 software with 22 megabytes of online storage. New users verified within 24 hours. (304)-797-8671.

SysOp, Bill Davis
1142 Courtland
Weirton, WV 26062

• I would like to announce our BBS. Call Hellcat's Army at (516) 997-7914. Calling hours are 12 a.m. to 6 a.m. EST. Message Bases, BBS list and more. Also call Missionary Headquarters at (415) 530-2444 (24 hrs. a day) with the same features.

T. Fitzgerald
164 Lewis Ave.
Westbury, NY 11590

• I am the president of our club, the CoCo Exchange. It is a pen pal/public domain trading club. We have great games and contests and a large download selection.

Call CoCo Exchange Systems at (813) 531-1038, 24 hours, at 300 baud, 7 bits, even parity.

Dino Sanchez
2070 62nd St. N #1503
Clearwater, FL 33520

• There is a new BBS at (703) 365-2018. It runs Monday through Sunday, 7 p.m. to 7 a.m. at 300 baud. 7-E-1 or 8-N-1. It is run on a CoCo 2 under Turbo Colorama 5.0.

Ricky Sutphin
Rt. 1 Box 20
Henry, VA 24102

• The Midnite Express, formerly The Fast Trackin BBS, is online 24 hours. Baud 300/1200. Call (502) 885-4335. Supporting online RLE Graphics. Full download access to new users.

Jerry Downey
620 Sanderson Dr.
Hopkinsville, KY 42240

• The following BBSs are all running PSBBS Version 1.5 or better:

The Swamp Land (513) 398-CoCo
The Pit Stop (513) 821-5170
The Hideaway (614) 676-2505

All are online 24 hours and run at 300 or 1200 baud on CoCo 3s.

Servalin Harlock
54937 High Ridge Road
High Ridge, OH 43992

• Fine Art Treatise (FAT) BBS is running on a CoCo 1 with CoBBS, at 1200 baud, online 24 hours. 8-N-1. Text board with Novel, Crossbow mag., Literature mag., Telecomputing mag., Interactive message bases. No fees. First-time caller has near full access. Call (513) 778-9624.

Jack Bowman
1010 Concord Ave.
Piqua, OH 45356

• I run a BBS called CoBBS. It has been online in Oklahoma City for eight months.

All computer users are welcome, but uploads and downloads are for the Color Computer! There are P/D pictures, music and many OS-9 files for Xmodem downloading. The system is run on a 512K CoCo 2, with six drives online. Users may log on at 300 or 1200 baud, 8 bit, no parity, 24 hours, 7 days a week. Call (405) 737-5580.

Ronn Folk
1029 Hazelwood
Midwest City, OK 73110

• I have recently opened a BBS system, the Coco-Connection. It is online 24 hours, 7, 8 bits, no parity, 300/1200 message base. Uploads, downloads. Call (206) 854-3744.

Cors Bik
11216 S.E. 235th Pl.
Kent, WA 98031

• I would like to announce the existence of The Master BBS. It has the best collection of files in New England available to its users. Users must leave their name and phone number before being validated. Message base includes bulletins, jokes, one-liners and an online magazine. The BBS runs 24 hours, 300 baud, 7-E-No. Call (603) 644-4867.

George Proulx
234 Lowell St., Apt. 6
Manchester, NH 03104

• The BBS of Belmont Abbey College runs 300-1200 baud, 24 hours, 7 days a week. Call (704) 825-6201. The BBS is run on a PC-limited 286-8MHz computer with 111 Meg storage capability. Feature: CoCo SIG, extensive files for communications, utilities, games, graphics, music, advanced languages, OS-9 and BBS software.

Ron Millar
Pontefex BBS
Belmont Abbey College
Belmont, NC 28012

• I have two multiuser bulletin boards. Both run on an Apple IIe, 1 Meg RAM card, with two 20 Meg hard drives.

They both have a real dungeon and dragon multiuser game, not just a message board type! The download section for the CoCo is now up to 15 megs. Public Domain only software! Coming soon is a multiuser CoCo 3 512K. CoCo Parlor, allowing users online at one time! Call (617) 889-0777 and/or (617) 884-9498.

Robert Bohn, SysOp
51 Addison St.
Chelsea, MA 02150

THE RAINBOW welcomes letters to the editor. Mail should be addressed to: Letters to Rainbow, The Falsoft Building, P.O. Box 385, Prospect, KY 40059. Letters should include the writer's full name and address. Letters may be edited for purposes of clarity or to conserve space.

Letters to the editor may also be sent to us through our Delphi CoCo SIG. From the CoCo SIG> prompt, type RAI to take you into the Rainbow Magazine Services area of the SIG. At the RAINBOW> prompt, type LET to reach the LETTERS> prompt and then select Letters for Publication. Be sure to include your complete name and address.

UTILITIES



SUPER TAPE/DISK TRANSFER

- Disk-to-Disk Copy (1 - 3 passes)
- Tape-to-Disk Copy
- Tape-to-Disk Automatic Relocate
- Disk-to-Tape Copy
- Tape-to-Tape Copy

Copies Basic/ML programs and DATA files.
CoCo 1, 2 & 3 32K Disk System
(Disk to Disk Copy requires 64 K)

DISK ONLY **\$24.95**

COCO DISK ZAPPER

Are you frustrated with crashed disks? If so, this program can save hours of labor by restoring complete or part of the information from the disk. It's indispensable!



Requires minimum 32K/64 K disk system
ONLY **\$24.95**

DISK TUTORIAL

(2-Disk Package)



An indispensable tutorial for serious disk Basic/ML programmers. Gives almost everything you **MUST** know about the disk system CoCo 1, 2 & 3

ONLY **\$36.95**

UTILITY BONANZA I

Includes 20 best-selected utilities:

- 40K Disk Basic • Disk Cataloger
- Super Tape-to-Disk Copy (with Automatic Relocate)
- LList Enhancer • X-Ref for Basic Programs
- Graphics Typesetter (two text sizes!)
- LARGE DMP Graphics Dump • Basic Stepper
- Hidden 32 K (Use the "hidden" 32 K from your 64 K CoCo)
- RAM Disk (for Cassette & Disk Users)
- Single Key Printer Text Screen Dump
- And much, much more!!!

Most programs compatible with CoCo 3

DISK (64 K Req) ONLY **\$29.95**

SUPER PACKAGE

The indispensable utility package comprising: SUPER TAPE/DISK TRANSFER, COCO DISK ZAPPER, DISK TUTORIAL and UTILITY BONANZA

REGULAR \$116.80

YOU PAY **\$79.95** (Save \$36.85)

WORD PROCESSORS ALL SOFTWARE COMPATIBLE WITH COCO 1, 2 & 3

TeleWriter-64: Best Word Processor For CoCo 1, 2 & 3. (Cas) **\$47.95**

(Disk) **\$57.95**

TW-80: 80 Column Display & more features for TW-64. CoCo 3 Disk **\$39.95**

TELEPATCH III: TW-64 Enhancements - Overstrike, Spool, Fast I/O, more **\$29.95**

TELEFORM: Mail Merge & Form Letters for TW-64. **\$19.95**

COLOR SCRIBE 3: Best Line Editor for CoCo 3. **\$49.95**

DATABASE

Pro Color File *Enhanced* 2.0: Multi-feature Database. **\$59.95**

COMMUNICATIONS

Autoterm: Superb Terminal Program Works with any modem! (Cas) **\$29.95**

(Disk) **\$39.95**

RTerm 2.0: CoCo 3 Terminal Prog. Supports 40/80 columns & more. Disk **\$39.95**

Wiz: For OS9 II. 300-19200 baud rate, windows! Req 512 K & RS232 Pak

\$79.95

(See our Communications Extravaganza on Page 15!)

ASSEMBLERS/COMPILERS

EDT/ASM 640: Best Disk Based Editor-Assembler for CoCo. **\$59.95** (Specify CoCo 1, 2 or 3)

THE SOURCE: Best Disassembler for CoCo. **\$34.95** (Specify CoCo 1, 2 or 3)

CBASIC: Most powerful Basic Program Compiler. **\$149.95** (Specify CoCo 1, 2 or 3)

TUTORIALS

MACHINE GENESIS: Excellent Assembly Language Tutor. Includes Editor Assembler/debugger/Disassembler and other utilities. Disk **\$34.95**

COCO MAX

COCO MAX III (Disk Only): **\$79.95**

COCO MAX II (Disk): **\$77.95**

COCO MAX (Tape): **\$67.95**

MAX PATCH: An excellent software patch to run COCO MAX II on COCO III. Req RS Hires Joystick Interface. No chip replacements or soldering. Disk only **\$24.95**

BOTH MAX PATCH & HI-RES INTERFACE: **\$34.95**

OTHER SOFTWARE

ADOS3: Advanced Disk Operating System for CoCo 3. **\$34.95**. ADOS: **\$27.95**

COCO UTIL II: (Latest Version): Transfer CoCo Disk files to IBM compatible computer. Transfer MS-DOS files to CoCo. **\$39.95**

SPIT 'N IMAGE: Makes a BACKUP of ANY disk **\$32.95**

GRAFLOT: Generate graphs from data or spreadsheets. Fully automatic with print function. Disk **\$44.95**

FKEYS III: Function Keys for CoCo 3. **\$24.95**

COCO 3 FONT BONANZA **\$29.95**

RGB PATCH: Displays most games in color on RGB monitors. For CoCo 3 Disk **\$24.95**

DISK ANTI-PIRATE: **\$59.95** Disk

HIDE-A-BASIC: **\$24.95** Tape

GAMES

(DISK ONLY)



IRON FOREST: **\$28.95**

LIGHT PHASER W/INTERFACE: **\$34.95**

MISSION! RUSH 'N ASSAULT: **\$28.95**

GRANDPRIX CHALLENGE: **\$28.95**

GANTELET II: **\$28.95**

GANTELET: **\$28.95**

MISSION F-16 ASSAULT: **\$28.95**

MARBLE MAZE: **\$28.95**

PAPER ROUTE: **\$28.95**

KNOCK OUT: **\$28.95**

KARATE: **\$28.95**

WRESTLE MANIAC: **\$28.95**

BOUNCING BOULDERS: **\$28.95**

THE GATES OF DELIRIUM: **\$28.95**

CALADURIAL FLAME OF LIGHT: **\$28.95**

LANSFORD MANSION: **\$28.95**

P-51 MUSTANG SIMULATION: **\$34.95**

WORLDS OF FLIGHT: **\$34.95**

PYRAMIX: Cubix® for CoCo 3: **\$24.95**

VEGAS SLOTS (CoCo III Only): **\$34.95**

FLIGHT 16: **\$34.95**



MICROCOM SOFTWARE
P.O. Box 214
Fairport, N.Y. 14450
Phone (716) 223-1477

All orders \$50 & above (except CODs) shipped by UPS 2nd Day Air at no extra charge. Last minute shoppers can benefit VISA MC, AMEX, Check MO. Please add \$3.00 S&H (USA & Canada), other countries \$5.00 S&H. COD (US only) add \$2.50 extra. NYS residents please add sales tax. Computerized processing & tracking of orders. Immediate shipment. Dealer inquiries invited.

MasterCard

DISCOVER
USALES

VISA

Call Toll Free (For Orders) 1-800-654-5244 9 AM - 9 PM EST 7 days a week

Except NY. Order Status, Information, Technical Information, NY Orders call **1-716-223-1477**



An Exchange of Ideas

This is our telecommunications issue, right?

Right.

So, I'm going to break with tradition and, instead of rambling on about something or other, I'm actually going to talk about telecommunications.

Why?

Because, frankly and honestly, I think it is really neat. I also happen to think it will be telecommunications — not spreadsheets, databases and game programs — that will ultimately bring millions and millions of additional people into the world of computers. ■

My wife was out of town just the other day and some friends were kind enough to invite me over for some sustenance. Their daughter, 15-year-old Shannon, was in the midst of an argument with her 13-year-old brother Brian concerning use of the telephone.

Brian “needed” the telephone to hook into Delphi to look up something in the online encyclopedia. Shannon had numerous friends she “had” to call for a number of extremely important reasons.

The parents settled things, as parents will, by allocating time periods for telephone use. Brian got first crack, which caused some muttering from Shannon. Brian, however, allowed as how if he could print out the information from the encyclopedia, he wouldn't have to spend so much time on the telephone.

I volunteered to try to help out.

So all five tracked over to the computer and, while I was at it, I showed Brian how to get into conference. Suddenly there was interest on Shannon's part.

“Are there *boys* there?” she asked.

I told her there probably were.

By this time, Brian's allocation of phone time had ended. Rather than call her friends, Shannon asked for a short lesson on the computer and did, indeed, meet a boy in conference. Everyone else was shoo'ed away. Shannon ended up spending all her telephone time on the computer — and made a “date” for another meeting a couple of days later.

She's been hanging around Delphi ever since.



INSTANT SOFTWARE!!



Pay only for what you want!

Quality Utility Software at Unbelievable Prices!

40K for Cassette Programs: #100
 40K for Disk Basic Programs: #101
 ALPHA-DIR: Alphabetize your DIRs. #102
 APPOINTMENT CALENDAR: #103
 AUTOMATIC DISK BACKUP: Req. 2 drives! #104
 AUTOMATIC 5 Min. CASSETTE SAVE: #105
 AUTOMATIC 5 Min. DISK SAVE: #106
 AUTO DIR BACKUP: No more FS Errors! #107
 BANNER MAKER: 7" High Letters! #108
 BASIC PROGRAM AUTORUN FROM TAPE: #109
 BASIC SEARCH: Search for a string. #110
 BORDER MAKER: 255 Border Styles! #111
 BOWLING SCORE KEEPER: #112
 CALENDAR MAKER: For DMP Printers. #113
 CASSETTE LABEL MAKER: DMP's Only. #114
 CLOCK: Keeps time as you program. #115
 COMMAND KEYS: Short Hand for Basic. #116
 COMMAND MAKER: Design your own commands. #117
 COMMAND SAVER: Saves/Recalls Commands. #118
 CALCULATOR: On-screen calc. when programming. #119
 COMPUTERIZED CHECKBOOK: #120
 CURSOR STYLES: 65535 cursor styles! #121
 DISK CATALOGER: Puts DIRs into Master DIR. #122
 DISK ENCRYPT: Password-protect Bas. Progs. #123
 DISK LABEL MAKER: DMP Printers! #124
 DMP CHARACTER SET EDITOR: #125
 DMP SUPERSCRIPITS: Great for Term-papers! #126
 DOS COMMAND ENHANCER: #127
 ENHANCED KILL: #128
 ENHANCED LIST: Beautiful Listings! #129
 ERROR LOCATOR: CoCo locates your errors. #130
 FAST SORT: 100 strings in 3 seconds! #131
 FILE SCRAMBLER: Hide your private files! #132
 FULL ERRORS: English error messages! #133
 FUNCTION KEYS: Speeds prog. time. #134
 GEMINI/EPSON GRAPHICS DUMP: #135
 GRADEBOOK: Great for teachers! #136
 GRAPHICS SCREEN COMPRESSION: #137
 GRAPHICS SCREEN DMP DUMP: #138
 GRAPHICS SCREEN LARGE DMP DUMP: #139
 GRAPHICS LETTERING: 2 sizes! #140
 GRAPHICS MAGNIFY/EDIT: #141
 HOME BILL MANAGER: Keep track of bills. #142
 INPUT/OUTPUT DATA MONITOR: #143
 KEY CLICKER: Ensures input accuracy. #144

KEY SAUER: Save/Recall your keystrokes. #145
 LAST COMMAND REPEATER: #146
 LINE COPY: Copy Basic Lines. #147
 LINE CROSS REFERENCE: #148
 LIST/DIR PAUSE: No more flybys! #149
 LOWERCASE COMMANDS: #150
 MAILING LIST: With Zipcode Sort! #151
 MASS INITIALIZATION: #152
 ML/BASIC MERGE: Merge ML & Bas. Progs. #153
 MESSAGE ANIMATOR: Great Billboard! #154
 ML TO DATA CONVERTOR: #155
 MULTIPLE CHOICE TEST MAKER: #156
 NUMERIC KEYPAD: Great for numbers. #157
 ON BREAK GOTO COMMAND: #158
 ON ERROR GOTO COMMAND: #159
 ON RESET GOTO COMMAND: #160
 PHONE DIRECTORY: #161
 PAUSE CONTROL: Put programs on hold! #162
 PROGRAM PACKER: For Basic Programs. #163
 PURCHASE ORDER MAKER: Neat Invoices! #164
 RAM DISK: In-memory disk drive. #165
 REPLACE: Find/replace strings. #166
 REVERSE VIDEO (GREEN): Eliminates eyestrain. #167
 REVERSE VIDEO (RED): Eliminates eyestrain. #168
 RAM TEST: Checks your RAM. #169
 SIGN MAKER: RUNs on any printer! #170
 SINGLE STEPPER: Great debugger! #171
 SPEEDUP TUTORIAL: #172
 SPOOLER : Speedup printouts! #173
 SUPER INPUT/LINEINPUT: #174
 SUPER COMMAND KEYS: #175
 SUPER COPY: COPY multiple files. #176
 SUPER EDITOR: Scroll thru Bas. Progs. #177
 SUPER PAINT: 65535 patterns! #178
 SUPER REPEAT: Repeat Key. #179
 SUPER SCROLLER: View Scrolled Lines. #180
 TAB/SHIFT LOCK KEYS: #181
 TAPE ENCRYPT: Password protect Bas. Progs. #182
 TEXT SCREEN DUMP: #183
 TEXT SCREEN SCROLL LOCK: #184
 TITLE SCREEN CREATOR: #185
 UNKILL: your KILLED disk programs. #186
 VARIABLE CROSS REFERENCE: #187
 UCR TAPE ORGANIZER: #188

1 PROGRAM - \$9 2 PROGRAMS - \$16 3 PROGRAMS - \$21
 4 PROGRAMS - \$24 5 OR MORE PROGRAMS - \$5 EACH

All programs on disk. More than one program sent on the same disk. Documentation included.



MICROCOM SOFTWARE
 P. O. Box 214
 Fairport, N. Y. 14450
 Phone (716) 223-1477

All orders \$50 & above (except CODs) shipped by UPS 2nd Day Air at no extra charge. Last minute shoppers can benefit VISA MC, AMEX Check MO. Please add \$3.00 S&H (USA & Canada), other countries \$5.00 S&H. COD (US only) add \$2.50 extra. NYS residents please add sales tax. Computerized processing & tracking of orders. Immediate shipment. Dealer inquiries invited.

MasterCard

VISA

Call Toll Free (For Orders) 1-800-654-5244 9 AM - 9 PM Monday - Saturday

Except NY. Order Status, Information, Technical Information, NY Orders call 1-716-223-1477

My point here is simply that there is a great deal which can be done with your computer other than "computing." One of the most vast areas for all of this is in the area of telecommunications. You can meet people, get information, read other people's opinions and do a great variety of things. With the information services like Delphi and CompuServe, it's rather inexpensive, too.

Moreover, telecommunications represents a use of a computer that steps far beyond the bounds of "computing." I have always contended that the computer is merely the tool which allows you to build just whatever interests you — much like a hammer allows you to build physical things. Many of you have heard me quote Isaac Asimov that the computer is a "mind appliance." I think telecommunications allows you to expand your mind to touch many.

Because of this concept, we will, beginning this month, start experimenting with a new service on Delphi — a Books Special Interest Group.

This is a new and special concept because it goes away from the "traditional" in special interest groups, i.e., people who have computers and modems to begin with. I, frankly, think the

going will be a little difficult for this SIG, because many of those who are to participate will not "automatically" have the means to do so — the computer.

Yet, I think an online book review is the kind of thing that should be done with an information service such as Delphi. The reason is a simple one: We plan to offer formal reviews of books, but we also plan to provide a means for the users of the SIG to make their own comments as well. Imagine. A review of a book with input from dozens of different people! No longer do you have to look at just what some fancy reviewer has to say, but you'll also have comments from a lot of different people as well. We hope to be able to use the conference feature to entice some well-known authors to get online and meet at various intervals. And, we'll be trying to keep an up-to-date best seller list available, too.

I've always been very interested in books and I love to read, so this is a natural expression for one of my main interests. At the same time, I know we'll have a hard row to hoe simply because many of those who are interested may not have computers — the tool neces-

sary to be part of the Books SIG. My hope is that what we'll provide will not only lure many of you who like to read and who do have computers, but will encourage those whose primary interests are books and reading to get a computer and use it for these purposes.

Also, I think it would be really neat if those of you with other special interests used the CoCo SIG on Delphi as a meeting place for anything you want it to be. Maybe the teenager in your house would like to meet others in other parts of the country. We'll be happy to try to set something up and post a notice of a conference for you.

Or maybe you're interested in stamps, or cars, or needlepoint, or pig farming. Whatever. No one says that the SIG and its conferences (or forum, for that matter) have to concern themselves only with computers and computing. As an example, there's a pretty lively debate on foreign policy which surfaces from time to time on our PC/MS-DOS SIG.

All this boils down to is exchanging ideas. And, after all, isn't that what telecommunications is all about?

—Lonnie Falk



PRICKLY-PEAR SOFTWARE

QUALITY PROGRAMS FOR YOUR COCO I, II & III

HALL OF THE KING TRILOGY — Now with Animation

HALL OF THE KING III is finally here to complete the most extensive trio of two disk adventures ever available for the color computer. Amazing hi-res graphics fill your screen as you follow your quest for the Earthstone. HALL OF THE KING I, II, & III may be played separately for a great challenge and wonderful entertainment. The Rainbow review of 9/86 called Hall of the King II a "Winner" while 6/86 Rainbow review called Hall of the King I "one of the best adventure programs I have experienced to date" Try one or all of the Hall of the King series. Each adventure is now only \$34.95 if purchased separately. You may order all three for a package price of \$89.95. If you are one of the lucky adventurers who has already purchased Hall I & II, send proof of purchase (invoice, cancelled check, etc.) and receive a \$10.00 discount on the new HALL OF THE KING III. The Hall of the King series is compatible with all versions of the Color Computer including the COCO III. Requires 64K and 1 disk drive.



Fall Specials

WARP FACTOR X (Rainbow Review 2/86) \$29.95
DARKMOOR HOLD (Rainbow Review 8/86) \$19.95
DOLLAR WISE Requires 32K Tape \$19.95 — Disk \$24.95

FONTFILE — (New for the COCO III) \$19.95
DRAGON BLADE (Rainbow Review 11/86)
 Animated Graphics Adventure \$24.95

POLICY ON PROTECTION

We believe our customers are honest — all of our software can be backed up using standard backup procedures.

Your Personal check is welcome — no delay. Include \$1.50 shipping for each order. TX residents add 6 1/4% sales tax. Orders shipped within two days.

Dealer and author inquiries are always welcome. Canadian dealers should contact Kelly Software Distributors, Ltd. 608, STNT, Calgary, Alberta T5H 2H2. (403) 236-2161



For a complete listing of all our programs call or write for our free catalog.

PRICKLY-PEAR SOFTWARE

213 La Mirada • El Paso, Texas 79932
 (915) 584-7784



ALL HARDWARE COMPATIBLE WITH COCO 1, 2 & 3

DISK DRIVES

Double Sided, Double Density 360 K 40 track disk drives for the Color Computer 1, 2 and 3. Buy from someone else and all you get is a disk drive. Buy from us and not only do you get a quality disk drive, you also get \$60 worth of disk utility software (Super Tape/Disk Transfer and Disk Tutorial) and our DISKMAX utility which allows you to use BOTH sides of our disk drives. It's like buying TWO disk drives for the price of ONE!!



DRIVE 1 (Completely Assembled) **\$149.95**
DRIVE 0 (With J&M Controller & Cable) **\$229.95**
 (90 day warranty on all drives)

J&M CONTROLLER (With RSDOS) **\$79.95**

DISTO SUPER CONTROLLER: **\$99.95**

DRIVE CABLES: 1 DRIVE CABLE: **\$19.95** 2 DRIVE CABLE: **\$24.95** 4 DRIVE CABLE: **\$39.95**

(For Drives, add \$7.00 S&H in USA/CANADA)

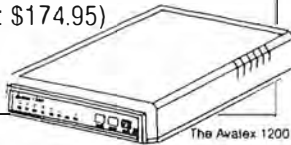


COMMUNICATIONS EXTRAVAGANZA

- 1) AVATEX 1200 MODEM: Hayes compatible 300/1200 Baud, Auto-Dial/Answer/Redial (Reg. \$129.95)
- 2) MODEM CABLE (Reg. \$19.95)
- 3) AUTOTERM TERMINAL SOFTWARE
- 4) FREE COMPU SERVE OFFER and ACCESS TIME
- 5) UPS 2nd DAY AIR Shipping.

ONLY \$149.95

(With AVATEX 1200hc instead of AVATEX 1200: \$174.95)



CABLES/SWITCHERS/ ADAPTERS

RS232 Y CABLE: Hook 2 devices to the serial port. **ONLY \$18.95**

Y CABLE: Use your Disk System with CoCo Max, DS69, etc. **ONLY \$24.95**

15' PRINTER/MODEM EXTENDER CABLE: **ONLY \$16.95**

10' JOYSTICK EXTENDER CABLE: **\$19.95**

CASSETTE "Y" CABLE: **\$19.95**

MODEM CABLE: 4 pin to DB 25: **\$19.95**

15" MULTIPAK/ROMPAK EXTENDER CABLE: **\$29.95**

3-POSITION SWITCHER: Select any one of three RS232 devices (printers/modems) from the serial port. **\$37.95**

WICO ADAPTER: Use Atari type Joysticks with your CoCo: **\$29.95**

RS HI-RES JOYSTICK INTERFACE: **\$11.95**

MAGNAVOX 8505/8515/8CM643 Analog

RGB Cable: **\$24.95**

CM-B RGB Analog Ext. Cable: **\$19.95**

SEE OUR LINE OF
DISK DRIVE CABLES!

EPROM

INTRONICS EPROM PROGRAMMER: Best EPROM Programmer for the CoCo.

Lowest Price Anywhere. **\$137.95**

EPROM ERASER (Datarase): Fast erase of 24/28 pin EPROMs **\$49.95**

EPROMS: 2764 - **\$8.00**, 27128 - **\$9.00**

Call for other EPROMs.

BOTH EPROM PROGRAMMER and ERASER: **\$179.95**

ROMPAK w/ Blank PC Board 27xx Series: **\$12.95**

PRINTER INTERFACES

SERIAL TO PARALLEL INTERFACE: With 6 switch selectable baud rates (300-9600) Comes with all cables. **\$44.95**

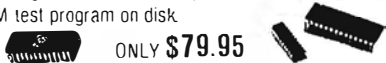
PARALLEL PRINTER BUFFER: 64 K Print Buffer with Self Test, Reset Button, Auto-diagnostics & Multiple Copy Functions

Includes all cables. **\$129.95**. (Please allow 1 week for shipment)

UPGRADES

512K UPGRADE FOR COCO III

Fast 120ns chips. Fully tested. Easy installation. No soldering. Comes with complete documentation and RAM test program on disk.



ONLY \$79.95

(With purchase of our 512K RAMDISK program below)

512K Upgrade without chips \$44.95

512K RAMDISK

Have 2 superfast RAMDISKs & a print spooler **\$24.95**

64K Upgrade for 26-3134 A/B CoCo II: **\$39.95**

64K Upgrade for CoCo I's, CoCo II's with Cat #26-3026/7, 26-3134 & 26-3136: **\$29.95**

VIDEO/DIGITIZER

UNIVERSAL VIDEO DRIVER: For monochrome or color monitor. **\$29.95**

VIDEO CLEAR: Reduce TV interference. **\$19.95**

DS-69B DIGISECTOR: Microworks Digitizer for CoCo 1, 2 & 3. Includes software. **ONLY \$149.95**

MISCELLANEOUS

5 1/4" DISKS (DS/DD or SS/DD) Box of 10: **\$4.50**

MICROCOM SOFTWARE
 P.O. Box 214
 Fairport, N.Y. 14450
 Phone (716) 223-1477

All orders \$50 and above (except Disk Drives & CODs) shipped by UPS 2nd Day Air at no EXTRA charge. We accept VISA/MC/AMEX, Check or MO. CODs (No CODs for Disk Drives) add \$2.50 extra. Please add \$3.00 S&H (USA/CANADA; other countries \$5.00), except where otherwise mentioned. NYS Residents please add sales tax. Prices are subject to change. All products are covered by manufacturer's warranty.

VISA

MasterCard

AMERICAN EXPRESS

Call Toll Free (For Orders) 1-800-654-5244 9 AM - 9 PM EST 7 days a week

Except NY. Order Status, Information, Technical Information, NY Orders call 1-716-223-1477

The sooner you ACK the quicker you get the NAK

It might strike you as odd for me to be already doing a "guest spot" in what until recently was my own column, but I still feel right at home. And, though it was not always the case, I am very comfortable with this month's RAINBOW theme: Telecommunications.

Yes, I'm "into" telecommunications, a regular online party animal. I'm online, on average, about four or five times an evening, totalling about three hours a night. That's why new managing editor Jutta Kapfhammer asked me to do this month's column.

What is my fascination with telecommunications? That's easy: it's live! Once you've ventured out of your own home base into the network of telecommunications, they won't be able to keep you "down on the farm" anymore — not when you've transformed your screen into a window on the world. It's always an armchair adventure, because you just never know what you'll run into when you "go online, live." As often as I reach out, dial up and log on, there's still that feeling of anticipation each time I call a BBS or computer information network. When Delphi greets me with "Hello JIMREED" my screen seems to brighten a bit and the air fairly crackles with the surge of power. It's like you've just swung into the fast lane on a busy expressway. Once I'm on, I can hardly wait to see who else is on, and then I head for the Mail section with the same eagerness I had as a small-town kid waiting for the latest mail-order magic trick to arrive.

Now, computer to computer communications is by no means new; the technology has been around at least a quarter century. And, its terminal emulation capability was one of the selling points of the Color Computer right from the very start. In fact, Lonnie Falk bought his first computer, a CoCo, back in late 1980, only a few months after its introduction, in order to access a DEC computer from home. And, his early experiences of sharing Color Computer information with others on CompuServe provided the inspiration for him to launch THE RAINBOW.

My own first, typical, timid, panicky, I'm-going-to-get-stuck-and-can't-get-out experience was on CompuServe, too. With practice, though, going online soon became old hat. These days, telecommunicating is such an integral and natural part of THE RAINBOW and Falsoft operation, the very thought of quitting would give several of us fits. It would be as devastating as yanking away our disk drives. In fact, I don't think it unfair to compare computing *without* telecommunications to restricting your TV viewing to video cassettes only and never watching broadcast TV. Does that sound a bit radical?

Well, naturally, there are differences. Ed Ellers, another online "regular," points out an interesting one. "With television, we began with live programming and prerecorded broadcasts and then, fairly recently, VCRs added the ability to 'time shift,' and even select your own programming. On the other hand, in computing, we usually have the "library" capacity from the start; later we explore the live dimension of data communications," permitting us to access the versatility and power of host computers and to interact with others. In both cases, the new flexibility has a dramatic impact on the way we use our CRTs. Personally, were I given the choice of giving up my modem or my VCR, the VCR would have to go; I still prefer "live" over Memorex.

If you have yet to discover the fun of "live" computing, may I remind you that we offer a lifetime membership to Delphi and an hour of connect time — a \$32.15 value as a free bonus — if you subscribe to RAINBOW through our Delphi SIGs (see pages 114 and 115). When you discover that all the "RAINBOW people" and other CoCo Community celebrities are within such easy reach, well, you may become an online party animal, too.

— Jim Reed

PERRY

COMPUTERS

The Ideal Buy

1-800-248-3823

TANDY COMPUTERS

1000-EX 256k 1-5 1/4" Drive	470.00
1000-HX 256K 1-3 1/2" Drive.	535.00
1000-SX 384K 1 5 1/4" Drive	630.00
1000-TX 640K 1-3 1/2" Drive	875.00
3000-HL 512K 1 5 1/4" Drive	1110.00
3000 640K 1 5 1/4" Drive	1500.00
4000 1 Meg 1 3 1/2" Drive	1930.00
1400LT Portable Computer	1215.00
102 Portable Computer 24K	375.00
200 Portable Computer 24K	640.00
Color Computer 3 128K	165.00

MONITORS & BOARDS:

VM-4 Monochrome Green	95.00
CM-5 Color RGB	220.00
CM-11 Color RGB	335.00
EGM-1 Color RGB (EGA)	510.00
Tandy Dual Display Card	180.00
Tandy EGA Card	235.00
Zucker Mono Graphics Card	105.00

DRIVES

Color Computer Drive (i)	220.00
Portable Drive 100/102/200	155.00
5 1/4" External Drive 1000EX	180.00
3 1/2" External Drive 1000EX	200.00
Tandy 20 Meg Hardcard	595.00
Zucker 20 Meg Hardcard	445.00
Seagate 20 Meg Hard Drive	275.00
AT HD/1.2M Controller	200.00

EXPANSION BOARDS:

Zucker Serial Board	45.00
Zucker MFB 256K for 1000SX	170.00
Zucker MFB 512K for 1000	169.00
Zucker 1200 Baud Modem Card	75.00
PBJ MFB 512K for 1000	209.00

PRINTERS

DMP-106 Dot-Matrix	150.00
DMP-130 Dot-Matrix	255.00
DWP-230 Daisy Wheel	315.00
DWP-520 Daisy Wheel	730.00
DMP-440 Dot-Matrix	595.00
DMP-2120 Dot-Matrix	1325.00
LP-1000 Laser Printer	1635.00
Epson LX-800 Dot-Matrix	195.00
Epson FX-86E Dot-Matrix	360.00
Epson FX-286E Dot-Matrix	520.00
Epson EX-800 Dot-Matrix	425.00
Epson EX-1000 Dot-Matrix	585.00
Epson LQ-800 Dot-Matrix	390.00
Epson LQ-850 Dot-Matrix	520.00
Epson LQ-1050 Dot-Matrix	715.00
Epson LQ-2500 Dot-Matrix	940.00
Epson GQ-3500 Laser	1430.00

Send for Complete Catalog.

All prices and offers may be changed or withdrawn without notice. Adver-
tised prices are cash prices. C.O.D. accepted add 2% (minimum charge
\$10.00) M.C., Visa add 2%. All non defective items require return
merchandise authorization. Call for RMA Number before returning.
Delivery is subject to product availability. Add 1 1/2% for shipping and
handling. \$5.00 minimum charge.

TM - Registered Trademark of Tandy, Epson, and IBM
Monday thru Friday 9am-6pm EST.

124 South Main Street, Perry, MI 48872
CALL 1-517-625-4161 or TOLL-FREE
1-800-248-3823

GREAT COCO III STUFF



OS9 Lev.II Users - 720K/80 Tracks DS 3 1/2" DRIVES

Why are you limiting yourself to just 35 track, 160K single sided drives? Now you can step up to 720K, 80 track, double sided, 3 1/2" drives! You still can be compatible with 5 1/4 software by removing the filler plate & adding your existing 5 1/4" drive! (Or buy one from us!) Intro price \$229.95*

Drive 1 (5 1/4") - \$99.95 Disk Controller - \$99.95
 (10) 3 1/2" disks - \$24.95 OS-9 Controller - \$149.95**

* - Includes PS & Case and hookups for 2nd drive (5 1/4")
 ** - Eliminates OS9 type-ahead problems!
 NOTE the 3 1/2 system (\$229.95) doesn't include a controller. Also, the 5 1/4" drive must be a half-height drive.

300 COCO III POKES

Get more POWER for your CoCoIII. Has enhancements for CoCoIII Basic! \$19.95

RAINBOW GUIDE OS9 LEVEL II

Dale Puckett has done it again!! Vol.1: "A Beginners Guide to Windows". Almost 300 pages with helpful tips! \$19.95
Rainbow Guide to OS9 Lev.II DISK \$19.95

COCO III UNRAVELED

A COMPLETE DISASSEMBLY of the CoCoIII's new ROM code! "Well worth the price" - Rainbow review. Over 100 pages! \$29.95

COLORMAX III & COLORMAX DELUXE (512K Version) \$69.95

It's here! The CoCoIII BREAKTHROUGH PRODUCT everyone was waiting for! 320x200 graphics, pull down menus, icons the choice of any 16 colors from the CoCo III's 64 color palette plus RGB support! Eleven (11) fonts are included for hundreds of lettering styles and painting is a breeze with 16 colors and 32 editable patterns!!! Color Max III requires a 128K CoCo III and Hi-Res Joystick interface. (Specify printer!) \$59.95. Color Max III Font Editor - create and modify fonts for use with Color Max III \$29.95/Font Disk#1 (11 more Fonts!) \$19.95. Hi-Res Joystick interface \$14.95.

→ SPECIAL BONUS - BUY ABOVE 4 for only \$99.95 !!! (Add \$10 for COLORMAX DELUXE version) ←

TW-80 - 80 columns for TW-64 on CoCo III See pg.138, 10/87 Rainbow review!

It's finally here! An 80 column version of Telewriter-64 for the CoCo III with TELEPATCH features plus much, much more! Includes PRINT SPOOLER & (2) ultra-fast RAM DISKS for 512K users, plus changeable CHARACTER FONTS & a setup CONFIG pgm. Req. TW-64 DISK & 128K CoCo III \$39.95 / TW-80 & TW-64 combo! \$99.95

PYRAMIX - Best CoCo III action game ever!

CoCoIII version of the popular 3D Cube Maze game, Cubix! Written exclusively to take ADVANTAGE of all the power in your CoCoIII. Colors are absolutely BRILLIANT!, the graphics SHARP & the action HOT! 128K DISK \$29.95

512K UPGRADE (\$79.95*) LOWEST PRICES OS9 Lev.II Ramdisk Driver \$29.95

Easy installation with a superior design for a reliable upgrade, processing efficiency and AVAILABLE NOW for the CoCo III! (*\$79.95 when purchased with our 512K RAM DISK program for \$24.95) A 512K upgrade without RAM chips \$39.95 - The lowest upgrade prices in the Rainbow magazine, period!!! FREE 512K RAM sticker w/purchase!

HI-RES JOYSTICK utility software BONANZA!

New useful programs for the Tandy Hi-Res Joystick Interface! Get FULL 640x640 mouse & joystick resolution from BASIC or run both CoCoMaxII & MaxEHT on the CoCoIII w/o the CoCoMax cartridge & get a 256x192 screen! \$24.95

RGB PATCH - No more BLACK & WHITE dots ...

Did you buy an expensive RGB monitor (CM-8) just so that you could see your Hi-Res artifacting CoCo 2 games in BLACK & WHITE ??? RGB PATCH converts most games to display in COLOR on an RGB monitor. 128K DISK \$29.95

COCO NEWSROOM - 22 Fonts & 50 Pictures!

Compose your own "CoCo NEWSPAPER" w/BANNER HEADLINES & 6 ARTICLES using a SOPHISTICATED graphics editor with importing of PICTURES, FONTS & FILL PATTERNS from disk. Over 140K of code & WYSIWYG! CoCoIII DISK \$49.95

MAGNAVOX 8515 (\$299.95*) LOWEST PRICES Sharper & Brighter than Tandy CM-8!

Do NOT be FOOLED! The CM-8 has a dot-pitch of .52mm & will not work with any other computer or VCR! The '8515' has a SHARP .42mm dot-pitch, will work with IBM PCs/Tandy 1000 and its COLOR COMPOSITE input displays PMODE4 artifact colors unlike the CM-8! *\$299.95 when purchased with a \$24.95 CoCoIII cable - Add \$14 shipping.

CoCo III 512K RAM sticker \$4.99
 Level II Quick Ref Guide \$4.99
 Level II Basic09 binder ..\$9.95

CoCo III Multipak PAL chip \$19.95
 CoCoIII Assembly Language \$19.95
 Guide to CoCoIII Graphics \$21.95

Better CoCoIII Graphics \$24.95
 CoCo III Service Manual \$39.95
 512K CoCo III Computer \$299.95

FASTIDUE 512 Format & Backup up to 4 single- /double-sided, 35/40 trk disks in 1 PASS! Even OS9 Lev.II! \$19.95
 BIG BUFFER - 437,888 byte spooler for a 512K CoCoIII! Print up to 200 text pages while using your CoCo! \$19.95
 OS-9 Level II Font Editor \$29.95

All orders plus \$3 S/H (Foreign add \$5) - NYS Residents add Sales Tax
 Most orders shipped from stock. Allow 1-3 weeks for processing backorders.

SPECTRUM PROJECTS

PO BOX 264 HOWARD BEACH NY 11414

See our other ads on pages 27 & 29 !!!

512K
 CoCo III
 Software

Buy'em
 both for
 \$29.95


The CoCo Gallery

1st

COCO 3

White House *David Mills*

This graphic representation of the White House was created with *Color Max 3*. David is working on a machine language program which he hopes to release next year. He lives in Huntington, West Virginia.



2nd

Autumn Hunt *John Murvine*

John created this unique and striking graphic of hunting season, which begins this month, with *Color Max 3*. He lives in Ebensburg, Pennsylvania.



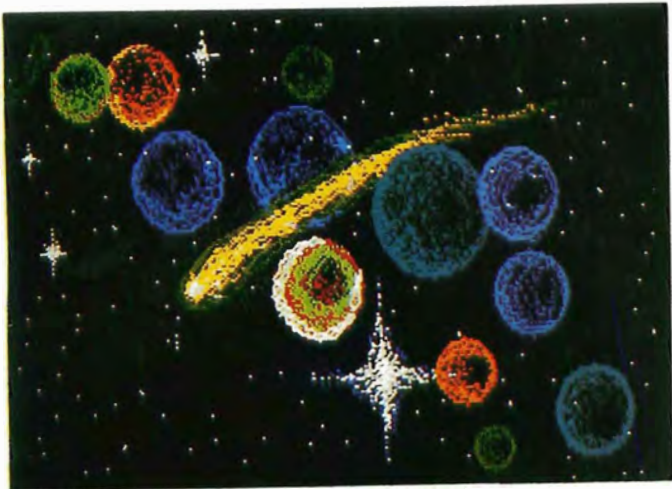
SHOWCASE YOUR BEST! You are invited to showcase your original work for inclusion in upcoming showings of "CoCo Gallery." Share your creations with the CoCo Community! Be sure to send a cover letter with your name, address and phone number, detailing how you created your picture (what programs you used, etc.) and how to display it. Also, please include a few facts about yourself.

Don't send us anything owned by someone else; this means no game screens, digitized images from TV programs or material that's already been submitted elsewhere. A digitized copy of a picture that appears in a book or magazine is *not* an original work.

We will award two first prizes of \$25, one for the CoCo 3 and one for the CoCo 1 and 2; one second prize of \$15 and one third prize of \$10. Honorable Mentions may also be given.

Please send your entry on either tape or disk to the CoCo Gallery, THE RAINBOW, P.O. Box 385, Prospect, KY 40059. Remember, this is a contest and your entry will not be returned.

— Angela Kapfhammer, Curator



3rd

The Bubble Zone Keith Schuler

Keith created this cosmic scene using the CoCo 3 and CoCo Canvas. Keith, a tenth-grader who enjoys racing model cars, lives in Merritt Island, Florida.

HONORABLE MENTION



CoCo Classic Logan Ward


Logan lives in Memphis, Tennessee, and designed this detailed graphic with *Color Max 3*. He is head technician for the Computer Center.

1st

COCO 1 & 2

San Juan Capistrano Mission Floyd Keirnan

Floyd used *Graphicom* and a pixel editor from *CoCo Draw* to produce this graphic creation. He got the idea from an oil painting he did several years ago. Floyd is a retired electronics engineer and he lives in Orange, California.



How To Read Rainbow

Please note that all the BASIC program listings in THE RAINBOW are formatted for a 32-character screen — so they show up just as they do on your CoCo screen. One easy way to check on the accuracy of your typing is to compare what character "goes under" what. If the characters match — and your line endings come out the same — you have a pretty good way of knowing that your typing is accurate.

We also have "key boxes" to show you the *minimum* system a program needs. But, do read the text before you start typing.

Finally, the little disk and/or cassette symbols on the table of contents and at the beginning of articles indicate that the program is available through our RAINBOW ON DISK or RAINBOW ON TAPE service. An order form for these services is on the insert card bound in the magazine.

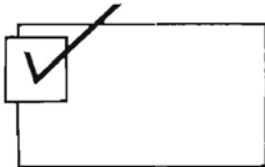
What's A CoCo?

CoCo is an affectionate name that was first given to the Tandy Color Computer by its many fans, users and owners.

However, when we use the term CoCo, we refer to both the Tandy Color Computer and the TDP System-100 Computer. (While many TDP-100s are still in service, the TDP Electronics division of Tandy no longer markets the CoCo look-alike.) It is easier than using both of the "given" names throughout THE RAINBOW.

In most cases, when a specific computer is mentioned, the application is for that specific computer. However, since the TDP System-100 and Tandy Color are, for all purposes, the same computer in a different case, these terms are almost always interchangeable.

Rainbow Check Plus



The small box accompanying a program listing in THE RAINBOW is a "check sum" system, which is designed to help you type in programs accurately.

Rainbow Check PLUS counts the number and values of characters you type in. You can then compare the number you get to those printed in THE RAINBOW. On longer programs, some benchmark lines are given. When you reach the end of one of those lines with your typing, simply check to see if the numbers match.

To use *Rainbow Check PLUS*, type in the program and save it for later use, then type in the command RUN and press ENTER. Once the program has run, type NEW

and press ENTER to remove it from the area where the program you're typing in will go.

Now, while keying in a listing from THE RAINBOW, whenever you press the down arrow key, your CoCo gives the check sum based on the length and content of the program in memory. This is to check against the numbers printed in THE RAINBOW. If your number is different, check the listing carefully to be sure you typed in the correct BASIC program code. For more details on this helpful utility, refer to H. Allen Curtis' article on Page 21 of the February 1984 RAINBOW.

Since *Rainbow Check PLUS* counts spaces and punctuation, be sure to type in the listing exactly the way it's given in the magazine.

```
10 CLS:X=256*PEEK(35)+178
20 CLEAR 25,X-1
30 X=256*PEEK(35)+178
40 FOR Z=X TO X+77
50 READ Y:W=W+Y:PRINT Z,Y;W
60 POKE Z,Y:NEXT
70 IF W=7985 THEN B0 ELSE PRINT
  "DATA ERROR":STOP
80 EXEC X:END
90 DATA 182, 1, 106, 167, 140, 60, 134
100 DATA 126, 183, 1, 106, 190, 1, 107
110 DATA 175, 140, 50, 48, 140, 4, 191
120 DATA 1, 107, 57, 129, 10, 38, 38
130 DATA 52, 22, 79, 158, 25, 230, 129
140 DATA 39, 12, 171, 128, 171, 128
150 DATA 230, 132, 38, 250, 48, 1, 32
160 DATA 240, 183, 2, 222, 48, 140, 14
170 DATA 159, 166, 166, 132, 28, 254
180 DATA 189, 173, 198, 53, 22, 126, 0
190 DATA 0, 135, 255, 134, 40, 55
200 DATA 51, 52, 41, 0
```

OS-9 and RAINBOW ON DISK

The OS-9 side of RAINBOW ON DISK contains two directories: CMDS and SOURCE. It also contains a file, `read.me.first`, which explains the division of the two directories. The CMDS directory contains executable programs and the SOURCE directory contains the ASCII source code for these programs. BASIC09 programs will only be offered in source form so they will only be found in the SOURCE directory.

OS-9 is a very powerful operating system. Because of this, it is not easy to learn at first. However, while we can give specific instructions for using the OS-9 programs, you will find that the OS-9 programs will be of little use unless you are familiar with the operating system. For this reason, if you haven't "learned" OS-9 or are not comfortable with it, we suggest you read *The Complete Rainbow Guide to OS-9* by Dale Puckett and Peter Dibble.

The following is not intended as a course in OS-9. It merely states how to get the OS-9 programs from RAINBOW ON DISK to your OS-9 system disk. Use the procedures appropriate for your system. Before doing so, however, boot the OS-9 operating system according to the documentation from Radio Shack.

- 1) Type `load dir list copy` and press ENTER.
- 2) If you have only one disk drive, remove the OS-9 system disk from Drive 0 and replace it with the OS-9 side of RAINBOW ON DISK. Then type `chd/d0` and press ENTER. If you have two disk drives, leave the system master in Drive 0 and put the RAINBOW ON DISK in Drive 1. Then type `chd/d1` and press ENTER.
- 3) List the `read.me.first` file to the screen by typing `list read.me.first` and pressing ENTER.
- 4) Entering `dir` will give you a directory of the OS-9 side of RAINBOW ON DISK. To see what programs are in the CMDS directory, enter `dir cmds`. Follow a similar method to see what source files are in the SOURCE directory.
- 5) When you find a program you want to use, copy it to the CMDS directory on your system disk with one of the following commands:

One-drive system: `copy /d0/cmds/ filename /d0/cmds/ filename -s`

The system will prompt you to alternately place the source disk (RAINBOW ON DISK) or the destination disk (system disk) in Drive 0.

Two-drive system: `copy /d1/cmds/ filename /d0/cmds/ filename`

Once you have copied the program, you execute it from your system master by placing that disk in Drive 0 and entering the name of the file.

The Rainbow Seal



The Rainbow Certification Seal is our way of helping you, the consumer. The purpose of the Seal is to certify to you that any product that carries the Seal has actually been seen by us, that it does, indeed, exist and that we have a sample copy here at THE RAINBOW.

Manufacturers of products — hardware, software and firmware — are encouraged by us to submit their products to THE RAINBOW for certification. We ascertain that their products are, in actuality, what they purport to be and, upon such determination, award a Seal.


The Seal, however, is not a "guarantee of satisfaction." The certification process is different from the review process. You are encouraged to read our reviews to determine whether the product is right for your needs.

There is absolutely no relationship between advertising in THE RAINBOW and the certification process. Certification is open and available to any product pertaining to CoCo. A Seal will be awarded to any commercial product, regardless of whether the firm advertises or not.

We will appreciate knowing of instances of violation of Seal use.

The Amazing A-BUS

NEW



An A-BUS system with two Motherboards
A-BUS adapter in foreground

The A-BUS system works with the original CoCo,
the CoCo2 and the CoCo 3.

Plug into the future

With the A-BUS you can plug your PC (IBM, Apple, TRS-80) into a future of exciting new applications in the fields of control, monitoring, automation, sensing, robotics, etc.

Alpha's modular A-BUS offers a proven method to build your "custom" system today. Tomorrow, when you are ready to take another step, you will be able to add more functions. This is ideal for first time experimenting and teaching.

A-BUS control can be entirely done in simple BASIC or Pascal, and no knowledge of electronics is required!

An A-BUS system consists of the A-BUS adapter plugged into your computer and a cable to connect the Adapter to 1 or 2 A-BUS cards. The same cable will also fit an A-BUS Motherboard for expansion up to 25 cards in any combination.

The A-BUS is backed by Alpha's continuing support (our 11th year, 50000 customers in over 60 countries).

The complete set of A-BUS User's Manuals is available for \$10.

About the A-BUS system:

- All the A-BUS cards are very easy to use with any language that can read or write to a Port or Memory. In BASIC, use INP and OUT (or PEEK and POKE with Apples and Tandy Color Computers)
- They are all compatible with each other. You can mix and match up to 25 cards to fit your application. Card addresses are easily set with jumpers.
- A-BUS cards are shipped with power supplies (except PO-123) and detailed manuals (including schematics and programming examples).

Relay Card

RE-140: \$129

Includes eight industrial relays. (3 amp contacts. SPST) individually controlled and latched. 8 LED's show status. Easy to use (OUT or POKE in BASIC). Card address is jumper selectable.

Reed Relay Card

RE-156: \$99

Same features as above, but uses 8 Reed Relays to switch low level signals (20mA max). Use as a channel selector, solid state relay driver, etc.

Analog Input Card

AD-142: \$129

Eight analog inputs. 0 to +5V range can be expanded to 100V by adding a resistor. 8 bit resolution (20mV). Conversion time 120us. Perfect to measure voltage, temperature, light levels, pressure, etc. Very easy to use.

12 Bit A/D Converter

AN-146: \$139

This analog to digital converter is accurate to .025%. Input range is -4V to +4V. Resolution: 1 millivolt. The on board amplifier boosts signals up to 50 times to read microvolts. Conversion time is 130ms. Ideal for thermocouple, strain gauge, etc. 1 channel. (Expand to 8 channels using the RE-156 card).

Digital Input Card

IN-141: \$59

The eight inputs are optically isolated, so it's safe and easy to connect any "on/off" devices, such as switches, thermostats, alarm loops, etc. to your computer. To read the eight inputs, simply use BASIC INP (or PEEK).

24 Line TTL I/O

DG-148: \$65

Connect 24 input or output signals (switches or any TTL device) to your computer. The card can be set for: input, latched output, strobed output, strobed input, and/or bidirectional strobed I/O. Uses the 8255A chip.

Clock with Alarm

CL-144: \$89

Powerful clock/calendar with: battery backup for Time, Date and Alarm setting (time and date); built in alarm relay, led and buzzer; timing to 1/100 second. Easy to use decimal format. Lithium battery included.

Touch Tone® Decoder

PH-145: \$79

Each tone is converted into a number which is stored on the board. Simply read the number with INP or POKE. Use for remote control projects, etc.

A-BUS Prototyping Card

PR-152: \$135

3 1/2 by 4 1/2 in. with power and ground bus. Fits up to 10 I.C.s




ST-143



CL-144



RE-140



IN-141



AD-142

Smart Stepper Controller sc-149: \$299

World's finest stepper controller. On board microprocessor controls 4 motors simultaneously. Incredibly, it accepts plain English commands like "Move arm 10.2 inches left". Many complex sequences can be defined as "macros" and stored in the on board memory. For each axis, you can control: coordinate (relative or absolute), ramping, speed, step type (half, full, wave), scale factor, units, holding power, etc. Many inputs: 8 limit & "wait until" switches, panic button, etc. On the fly reporting of position, speed, etc. On board drivers (350mA) for small steppers (MO-103). Send for SC-149 flyer.

Remote Control Keypad Option RC-121: \$49

To control the 4 motors directly, and "teach" sequences of motions.

Power Driver Board Option PD-123: \$89

Boost controller drive to 5 amps per phase. For two motors (eight drivers).

Breakout Board Option BB-122: \$19

For easy connection of 2 motors. 3 ft. cable ends with screw terminal board.

Stepper Motor Driver ST-143: \$79

Stepper motors are the ultimate in motion control. The special package (below) includes everything you need to get familiar with them. Each card drives two stepper motors (12V, bidirectional, 4 phase, 350mA per phase).
Special Package: 2 motors (MO-103) + ST-143 **PA-181: \$99**

Stepper Motors MO-103: \$15 or 4 for \$39

Pancake type, 2 1/4" dia, 1/4" shaft, 7.5°/step, 4 phase bidirectional, 300 step/sec, 12V, 36 ohm, bipolar, 5oz-in torque, same as Airpax K82701-P2.

Current Developments

Intelligent Voice Synthesizer, 14 Bit Analog to Digital converter, 4 Channel Digital to Analog converter. Counter Timer, Voice Recognition.

A-BUS Adapters for:

IBM PC, XT, AT and compatibles. Uses one short slot	AR-133	\$69
Tandy 1000, 1000 EX & SX, 1200, 3000. Uses one short slot.	AR-133	\$69
Apple II, II+, IIe. Uses any slot.	AR-134	\$49
TRS-80 Model 102, 200 Plugs into 40 pin "system bus"	AR-136	\$69
Model 100. Uses 40 pin socket (Socket is duplicated on adapter).	AR-135	\$69
TRS-80 Mod 3,4,4 D. Fits 50 pin bus. (With hard disk, use Y-cable).	AR-132	\$49
TRS-80 Model 4 P. Includes extra cable. (50 pin bus is recessed).	AR-137	\$62
TRS-80 Model I. Plugs into 40 pin I/O bus on KB or E/I.	AR-131	\$39
Color Computers (Tandy) Fits ROM slot. Multipak or Y-cable	AR-138	\$49

A-BUS Cable (3 ft, 50 cond.) CA-163: \$24

Connects the A-BUS adapter to one A-BUS card or to first Motherboard.
Special cable for two A-BUS cards: CA-162: \$34

A-BUS Motherboard MB-120: \$99

Each Motherboard holds five A-BUS cards. A sixth connector allows a second Motherboard to be added to the first (with connecting cable CA-161: \$12). Up to five Motherboards can be joined this way to a single A-BUS adapter. Sturdy aluminum frame and card guides included.

- The A-BUS is not a replacement for the Multi-pak

Add \$3.00 per order for shipping.
Visa, MC, checks, M.O. welcome.
CT & NY residents add sales tax.
C.O.D. add \$3.00 extra.
Canada: shipping is \$5
Overseas add 10%



ALPHA Products

242-W West Avenue, Darien, CT 06820

Technical info: (203) 656-1806
Orders only: 800 221-0916
Except in CT
Connecticut orders: (203) 348-9436
All lines open weekdays 9 to 5 Eastern time

COMPARISON

CoCo Max III

by Colorware

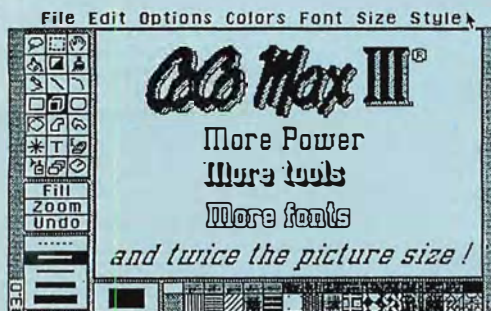
vs.

Colormax

by Computize

This chart was established to answer the many questions asked about the differences between the two programs.
All facts mentioned in this chart have been verified by both companies.

Features	CoCo Max III	Colormax	Comments
Size of the picture:	320 by 384	192 by 18	CoCo Max III picture is twice as large (2 screens high).
Number of drawing tools:	28	18	
Basic Tools (Pencil, Brush, Spray, etc.):	Yes	Yes	
Shrink and Stretch:	Yes	No	Irreplaceable when fitting elements of a picture.
Rotate:	Yes	No	A basic tool that can't be "faked".
512K Memory support:	Yes	None	CoCo Max III has fonts plus 4 Clipboards in memory.
"Undo" feature always available:	Yes	No	No "Undo" in text, editing and zoom mode.
All tools work in zoom mode:	Yes	No	The "pencil" is the only tool that works in Zoom mode.
Animation Feature:	Yes	No	Only fixed picture.
Color Sequencing:	Yes	None	Amazing special effects are not possible.
Choice of size for letters, text:	Yes	No	Font size is fixed.
Price includes Hi-Res Joystick Interface:	Yes	No	Must buy the Radio Shack joystick interface (\$10).
Free CoCo Show: programmable "Slide Show":	Yes	No	
Automatic pattern alignment:	Yes	No	Working with patterns is tedious without this feature.
Print in single and double size:	Yes	No	Only one size printout.
Smart Lasso (move text over background...):	Yes	No	
Advanced tools: Arc, Ray, Cubes, etc.:	Yes	None	Arcs cannot be simulated with other "tools".
Number of fonts:	13	11	
Extra Fonts available:	90+	?	No fonts were available as of this report.
Supports more than one printer:	Yes	No	You must buy one version for each printer.
Undo/Redo (to see before and after changes):	Yes	No	The Colormax Undo is not reversible.
64 Colors shown when setting palette:	Yes	No	Colors are shown 16 at a time.
Free CoCo Max II Picture converter:	Yes	No	\$29.95 option.
Free Max Font Conversion:	Yes	No	A different \$29.95 option.
Extensive Prompting:	Yes	No	
"Glyphic" Clipbook or "Rubber Stamps":	Yes	N/A	
Number of paint brush shapes:	40	16	However you can edit your own.
Two Color and 3-D lettering:	Yes	No	
"Double Click" shortcuts:	Yes	None	Must always pull menu down.
Color mixing (additive/subtractive/none):	Yes	No	Only "paint over" mode available.
Printing colors in shades of gray:	Yes	No	Only full black and white. No "halftone"
Tech Line and Toll free order line:	Yes	No	
Money back guarantee:	Yes	No	



Conclusion: Colormax is not a serious contender for the real CoCo Max III by Colorware.
Colorware's money back guarantee speaks for itself.

INTRODUCING THE NEXT GENERATION:

CoCo Max™ III*

More Resolution More Power More Color Built-in Animation More Speed More Type Styles More Tools Amazing Color Sequencing

"The best program ever written for the Color Computer"

That's how thousands of enthusiastic users rated the **CoCo Max II** drawing program. With **CoCo Max III** we are ready to amaze them again. Instead of "patching" CoCo Max II, we rewrote it from scratch to take advantage of the CoCo Max III hardware. The results will knock your socks off! Below is a brief list of some of the *new* features, but some, such as **animation**, **color sequencing**, or the **slide show**, have to be seen. Send for the Demo Disk, and see for yourself.

Everybody's favorite drawing package features:

- A 50% larger editing window.
- Zoom area 400% larger.
- New drawing tools: **rays**, **3D cubes**, **arcs**,...
- New editing tools: shadow, text size,...
- Rotate by 1.5° steps
- Select any 16 of the 64 possible colors (all 64 colors displayed at once!)
- Powerful **color mix**: additive, subtractive, overlay,...
- Full **color editing** of patterns and color changing patterns.
- Incredible **special effects** with **color cycling** up to 8 colors with variable speed.
- **Animation** adds the dimension of motion to your image. (Must be seen.)
- Sophisticated data compression saves up to 70% of disk space when saving pictures.

In addition, there are dozens of enhancements to the multitude of features that made CoCo Max II a best seller.

More about CoCo Max III

- CoCo Max III is not an upgrade of CoCo Max II. It is entirely rewritten to take advantage of the new CoCo 3 hardware (More memory, resolution, colors, speed,...)
- The new CoCo Max III **Hi-Res Interface** and the CoCo Max II **Hi-Res Pack** are *not* interchangeable.
- The new interface plugs into the joystick connector.
- The CoCo Max III disk is not copy protected.
- CoCo Max III only works with the CoCo 3.
- A Y-Cable or Multi-pak is not necessary.
- Colors are printed in five shades of gray.
- CoCo Max III can read CoCo Max II pictures.

Note: CoCo Max II (for the CoCo 2) is still available on disk (\$79.95). CoCo Max I is still available on tape (\$69.95). For details, refer to our double page ad in any *Rainbow* from January '86 to July '87

Toll Free operators are for orders only. If you need precise answers, call the **tech line**. (Detailed CoCo Max specs are included with the Demo Disk.)

Add \$3.00 per order for shipping.
Visa, MC, checks, M.O. welcome.
CT residents add sales tax.
C.O.D. add \$3.00 extra.
Canada: shipping is \$5
Overseas add 10%.

Technical info: (203) 656-1806
Orders only: 800 221-0916
Except in CT
Connecticut orders: (203) 348-9436
All lines open weekdays 9 to 5 Eastern time



Imagine this picture in sixteen colors!

Guaranteed Satisfaction
Use CoCo Max for a full month.
If you are not delighted with it,
we will refund every penny.

System Requirements:

Any CoCo 3 disk system with a Joystick or a Mouse.

We apologize to tape users, CoCo Max III needs the flexibility of a disk.

The **CoCo Max III** system includes: • The special Hi-Res interface (for your mouse or joystick) • The CoCo Max III disk • Many utilities: (To convert Max II pictures, Max colors, etc.) • A detailed User's Manual. Complete system: nothing else to buy. **CoCo Max III: \$79.95***

FREE DEMO DISK

Name _____
Street _____
City _____
State Zip _____
Printer used: _____

Please include \$2 to help defray Processing and Shipping costs. (Check, Money Order, etc. Sorry, no COD or Credit Cards). Coupon (or copy) must be mailed to:

COLORWARE

COLORWARE
242-W West Avenue
Darien, CT 06820

A division of Sigma Industries, Inc.

* Beware of inferior imitations that **DO NOT** include a Hi-Res Interface or charge extra for each utility.

The Best . . .

"CoCo Product of the Year"

COLOR MAX 3 ©

Unleash the power of your CoCo 3 with 320 x 200 screen resolution, and the choice of any 16 colors from the CoCo 3's 64 color palette, and your graphic creations almost can't help but come alive with color and detail. Icons, pull down menus, and dialog boxes make COLOR MAX 3 very easy to use. 11 fonts are supplied, making hundreds of lettering styles possible. Text can use any combinations of color, shadow, outline, bold, and italics. Painting is a snap with 16 colors and 32 editable patterns. COLOR MAX 3 requires a 128K CoCo 3 with disk drive, High-Resolution Joystick Interface, and a joystick device (mouse, touch pad, or joystick). Print drivers supplied for most popular printers. CGP 220 driver provides beautiful 16 color print-outs.

Cat. # 205MD \$59.95

Standard Hi-Res Joystick Interface

(Radio Shack # 26-5028)

Cat. # 221CH \$12.00

Color Max 3 Font Editor ©

Create/Modify fonts for use with Color Max 3. Create Keyboard driven Icons. Customize existing fonts. Works in a "Fat Bits" type mode. Variable Height & Width. Let your imagination "go to work"!

Cat. # 224MD \$29.95

CM3 Basic Tool & Gallery ©

Load & Save "MGE" pictures for display outside of Color Max 3. Incorporate into basic programs. Gallery lists all MGE files-just Point & Display!

Cat. # 225MD \$19.95

Color Max 3 FONTS ©

36 Fonts in two sizes
72 fonts in all!

Cat. # 223CD \$19.95

Picture Converter 1 ©

6 Picture Format Converters:

- CoCo Max B&W to "MGE"
- CoCo Max artifact to "MGE"
- 6K B&W binary file to "MGE"
- 6K artifact binary to "MGE"
- Graphicom B&W to "MGE"
- Graphicom artifact to "MGE"

(MGE is Color Max 3 Plx format)

Cat. # 220MD \$29.95

Picture Converter 2 ©

Converts ATARI™ Low Res 320x200 picture files to "MGE" format used by Color Max 3. Works with ATARI pictures with file extensions .ST, .NEO, and .TNY.

NOTE: This utility is designed to allow the user to retrieve picture files from Bulletin Boards and Information Services. Files must be "Un-Arced". Most databases have "UN-ARC" utilities available.

Cat. # 222MD \$29.95

INTRODUCING . . .

COLOR TALK 3 ©


The Complete Terminal/Communications Program you've been waiting for!

Ideal for accessing CompuServe, Delphi and other Information Services. Send your Color Max 3 "MGE" pictures to friends and fellow COCO users. **THIS IS THE ONLY COMMUNICATIONS PROGRAM AVAILABLE FOR YOUR COCO WITH ALL OF THIS POWER!** Compare COLOR TALK 3 with programs for the "PC" market costing 4 to 5 times as much. I'm sure you'll agree that COLOR TALK 3 represents real value for your COCO Dollars!

Just look at this partial list of Impressive Features:

- Supports COCO 3 as well as COCO 1 & 2.
- Screen Display options: COCO 3: 80x24, 40x24, 32x16 . . . Standard COCO: 32x60, 32x24, 51x24, 64x24, 85x24.
- Supports PBJ Wordpack & Double 80+.
- XMODEM & YMODEM.
- Upload & Download.
- Save to buffer or direct to disk.
- Full ASCII XON/XOFF support.
- ASCII filtering.
- ASCII buffering.
- Customizer-set and store frequently used options/parameters.
- 10-64 character user programmable macros.
- Conference/Chat mode.
- Selectable Baud rates of 110, 300, 600, 1200, 2400, 4800, 9600 (Radio Shack RS232 Ram required for baud rates above 2400).
- Parity: Odd, Even, Mark, Space, None.
- VT-52 Terminal Emulation.
- Duplex: Half, Full, Echo.
- Set Begin Block/End Block for selected save and print functions
- Browse/View through buffer.
- Define margins, word-wrap, and justification for print-outs.
- Complete support of the COCO's serial port and the RS232 Pack.
- Optional prompted ASCII upload
- Customize Colors to suit your display. **Much, Much More!**

Cat. # 255MD Disk only Introductory price . . . Just \$49.95



Just Got Better!

ANNOUNCING... COLOR MAX DELUXE ©

In addition to the features and quality incorporated in the original Color Max 3, take a look at this partial list of impressive enhancements included in the new **COLOR MAX DELUXE**:

- EDIT MULTIPLE SCREENS - SIMULTANEOUSLY!**
- STRETCH & SHRINK - ANY PROPORTION!**
- ANIMATION - VARIABLE SPEED!**
- ROTATE - ANY DEGREE!**
- TILT!**
- SHADOW!**
- STAMP!**
- RAYS & ARCS!**
- MORE FONTS!**
- MORE STYLES!**
- MORE SPEED!**
- MORE POWER!**
- ALL PRINT DRIVERS INCLUDED!**
- COLOR CYCLING - UP TO 16 COLORS!**



COLOR MAX 3 AND DELUXE utilize the **STANDARD "MGE" format** for picture exchange. In addition, **COLOR MAX** uses the **STANDARD RADIO SHACK Hi-Res Interface** - **BEWARE OF LESSER QUALITY PROGRAMS EMPLOYING NON-STANDARD INTERFACES AS A FORM OF HARDWARE PROTECTION.**

COLOR MAX DELUXE REQUIRES 512K RAM which provides for **SUPERIOR SPEED & POWER!**

Available for shipment **AFTER** October 1, 1987

Cat. # 260MD Introductory Price ... \$69.95

Upgrade for Registered Owners Only ...

Cat. # 261CC (Send Original Disk) ... \$15.00

MOUSE PADS \$10.99 EA

Super High Quality Mouse Pads with Felt Finish.

10 3/4 x 8 1/2" Specify Color

Cat. # 210CH Red

Cat. # 211CH Blue

Cat. # 212CH Silver



BLIP ART © BORDER PICTURE DISK

20 border picture files for use with Graphicom II, CoCo Max, Hardcopy, Colorscan, or any program that can load standard 6K binary files. Helps create decorative signs, post cards, sale posters, etc. (May also be used with "Color Max 3" or "Color Max Deluxe" when used with "Picture Converter 1 - (Cat. # 220MD)".

Cat. # 227WD \$19.95

Print in Color! With **COLORSCAN**, easy to use software for the CGP-220 and your 64K CoCo (I, II, III). This program is a must for anyone who owns a Radio Shack Ink Jet Printer, and enjoys creating graphics with Graphicom, Graphicom Part II, CoCo MAX, or any other program that produces a standard 6K binary picture files.

COLORSCAN will print program listings in blazing color, Help create colorful banners over four feet in length, produce 1x1/2x2 or poster printout of your favorite 6K graphic disk files.

Order Catalog# 184WD, See RAINBOW REVIEW (1/87 page 136) \$29.95

HARDCOPY is more than just a screen print utility, compare these features with any other graphic dump program on the market: Gray Scale or B&W printouts, 1x1, 2x2, 3x3, Labels, posters, and greeting cards with your graphics and much much more! **HARDCOPY** requires a 64K CoCo (I,II, or III) and disk drive. Please specify printer and catalog # when ordering.

IDS 480/560-G, CH 170WD • OKI 82A (Okigraph), CH 179WD • OKIDATA 92, CH 171WD • GEMINI 10X, CH 174WD • GEMINI SG 10/15, CH 178WD • DMP-105, CH 183WD • DMP-110, CH 180WD • DMP-120, CH 176WD • DMP-130, CH 182WD • DMP-200, CH 175WD • CGP-220, CH 181WD • EPSON LX-80, CH 173WD • EPSON MX-80, CH 172WD • EPSON RX/FX 80, CH 173WD • RITEMAN PLUS, CH 177WD

HARDCOPY DISK See RAINBOW REVIEW (10/85) on page 218) \$29.95



Computize INC.

(215) 946-7260 P.O. BOX 207 • LANGHORNE, PA 19047



Check or M.O. • Add \$3.00 shipping • PA residents add 6% sales tax



ALL RIGHTS RESERVED



Disk Jacket Designer for the Well-Dressed Diskette

By Gay Crawford

Sooner or later, it happens to all of us. One day we notice that we don't have enough jackets for all our disks, or we buy those bargain disks only to find that they didn't come with any jackets. Here is the solution to the problem. By using *Jacket* and a Gemini 10X printer, you can print your own disk jackets, either plain or with your own custom design right on the front.

This unique program is not only useful, but informative as well. It demonstrates that a printer can be used for more than letters and listings, and it shows how simple it is to make things with a dot matrix printer.

Running the Program

All you need to do is load *Jacket* and change the baud rate in Line 30 to match your printer. Then run. Press Y (Yes) or N (No) when asked if you want a picture on the front. If you answer yes,

Gay Crawford is the president of the Kansas City Color Computer Users Group. She lives in Olathe, Kansas, with her husband, Tom, and divides her time between caring for two daughters, reviewing products for THE RAINBOW and raising venus fly traps.

then enter the picture's name and watch the printer go to work.

Remove the newly printed disk jacket, cut along the solid lines, fold along the dotted lines and tape or glue the ends together. It's that easy.

How Jacket Works

Lines 10 through 20 set up the array, storing the code for the seven top pins on the print head. Only seven are used with dot-matrix graphics.

Line 30 sets the baud rate and Line 40 initializes the printer. Line 50 sets the line feed for 7/72 and Line 60 sets the left-hand margin in five spaces, which allows the jacket to be printed closer to the center of the page.

Lines 70 through 130 allow for a picture to be loaded to the screen and then dumped to the front of the jacket. Line 150 jumps to a subroutine that tells the printer how many dots to print across the page. This information must be sent after each carriage return.

Lines 160 through 280 send the codes to the printer, telling it which pins to "fire" and print the top edge of the jacket. For example, sending a CHR\$(64) will fire the top pin, and doing this several times in a row will make a line across the page.



Software Bonanza Pak

A SPECTACULAR SOFTWARE BONANZA with the following 12 programs: CoCo Checker, Multi-Pak Crak, CoCo Screen Dump, Disk Utility 2.1, Spectrum Font Generator, Tape/Disk Utility, Fastdupe II, 64K Disk Utility, Spectrum DOS, Basic+, CoCo Calendar & OS9-Solution (a \$300 plus value) for only \$99.95

CoCo III Software Library

Create an instant library of Spectrum Projects TOP CoCoIII software! Get FONT BONANZA, FONT DISK #1, FKEYS III, C III GRAPHICS, CoCoIII UTILITIES and FASTDUPE II (a \$150 plus value) for only \$49.95

CoCo III Utilities

Terrific utility programs for the Color Computer III! Includes a CoCoII to CoCoIII Converter, 32K Hi-Res screen saver, 40/80 Column Word Processor, RAM tester, DEMO BALL generator, SMOOTH Scrolling demos. 128K DISK \$24.95 (see 8/87 Rainbow review)

CoCo III Secrets Revealed

An introduction to the Color Computer III that compares the differences between the CoCoI/II and the NEW CoCoIII. Includes: GAME chip specs, CoCoII to CoCoIII converter and a 128/512K RAM test. "Offers some very good information to programmers." - Rainbow review 2/87 \$19.95

CoCo III Screen Dump

This is the program for HARDCOPY GRAPHICS for Radio Shack bit-image, dot-matrix printers (DMP-105, DMP-130, etc.) and Epson compatibles (Star Micronics, Panasonic, etc.). Will print HSCREEN 1-4 and XMODE 0-4. 16 patterns can be CUSTOMIZED for any color on the screen! 128K CoCoIII DISK \$24.95

Fkeys III

A productivity enhancement that gives you the capability to add twenty (20) predefined functions to the CoCoIII by using the CTRL, F1 and F2 keys!! \$24.95 "Get more from your keyboard with FKEYS III" - Rainbow review 4/87

C III Graphics

A drawing program for the CoCoIII using the new ENHANCED graphic features: 320X192 graphics, 16 of any 64 colors, plus the ability to SAVE and LOAD 32K screens. "Paint pretty pictures on the CoCo3." - Rainbow review 12/86 \$19.95

OS-9 Solution

NOW, a program that creates a "USER FRIENDLY" environment within OS-9. The OS-9 SOLUTION replaces 20 of the old "USER HOSTILE" commands with single keystroke, menu driven commands. No more typing in complex long pathnames or remembering complicated syntaxes! \$29.95

Telepatch III

All the FEATURES of TELEPATCH plus the classically proportioned characters of the WIZARD with TRUE lowercase! Now CoCoIII compatible! (Upgrade \$15 w/proof of purchase) \$29.95

Tape/Disk Utility

A powerful package that transfers tape to disk and disk to tape automatically. Does an automatic copy of an entire disk of programs to tape. Ideal for Rainbow On Tape to disk. Also copies tape to tape & prints tape & disk directories. TAPE/DISK \$24.95

Multi-Pak Crak

Save ROMPAKS on your 64K Disk System using the RS Multi-Pak Interface. Eliminate constant plugging in of ROMPAKS by keeping all PAK software on disk. Includes POKES for "PROBLEM" ROMPAKS and the NEW 16K PAKS (Demon Attack, Dragons Lair..) \$29.95 NOW CoCo3 compatible! Upgrade \$15 w/proof of purchase

Disk Utility 2.1A

A multi-featured tool for USER FRIENDLY disk handling. Utilize a directory window to selectively sort, move, rename & kill file entries. Lightning fast Disk I/O for format, copy & backup. Single execution of both Basic & ML programs. 64K DISK \$29.95. NOW also CoCoIII compatible! Upgrade only \$15 w/proof of purchase

Spectrum DOS

Add 24 NEW Disk commands with 2 Hi-Res screens! Supports 40 track & Double-sided drives, 6ms stepping, auto disk search, error trapping and "EPROMABLE". 64K DISK \$49.95 New LOW price! \$29.95

Mikey Dial

When used with any Hayes compatible modem and Deluxe Program Pak, adds to Mikeyterm 4.0 the ability to Autodial 22 numbers from a menu and load a set of 3 MACROS for each directory choice. Also EASY redial & changing of MODEM settings by command menu. \$19.95 (see 12/86 Rainbow review)

Spectrum Font Generator

Write files using any CoCo Word Processor (TW-64, EliteWord, etc.) and convert them to Highly Detailed character sets! Some of the character sets supported are Italics, Old English, Futuristic & Block! Character set editor included & supports most dot-matrix printers! \$29.95

Schematic Drafting Processor

Save time and design pro looking diagrams using a 480x540 pixel worksheet w/6 viewing windows. Over 30 electronic symbols w/10 definable symbols. (Even Logic gates & Multipin chips!) Print hard copy & save to disk. 64K DISK \$29.95

CoCo Checker

Something possibly wrong with your CoCo? CoCo Checker is the answer! Will test your ROMs, RAMs, Disk Drives & Controller, Printer, Keyboard, Cassette, Joysticks, Sound, PIAs, VDG, Internal Clock Speed, Multi-pak Interface and more! \$24.95

Rickeyterm 2.0

Supports 40/80 column mode, ASCII or XMODEM uploads & downloads, Deluxe RS232 PAK or Serial 'BITBANGER' port, 300/1200 Baud! Plus 'STRINGS' (predefined sequences of text) can be read into the BUFFER from DISK & transmitted by NAME! Type ahead & auto-repeat are also supported. 128K CoCoIII DISK \$39.95 (see 9/87 Rainbow review)

64K Disk Utility Package

Take advantage of an expanded 64K machine. Make an additional 8K of RAM available by relocating the Ext Basic ROM from \$8000 to \$D800. Copy ROMPAKS to disk (even "protected" PAKs) and create a 32K SPOOL buffer for printing. \$24.95

EZ Base

A truly friendly data base program at an affordable price! Keep inventories, hobby collections, recipes, card lists and much more! Hi-Res screen, up to 500 records with 15 fields, record or field search & a MAILING LABELS option. 32K DISK \$29.95

Blackjack Royale

A Hi-Res graphics casino blackjack simulation and card counting tutor. Fully realistic play includes: double down, splits, surrender, insurance, 1-8 decks, burnt cards, shuffle frequency and more! "This fine program is a must for the CoCo Blackjack player." - Rainbow review \$24.95

Spectrum Adventure Generator

The Spectrum Adventure Generator creates adventure games that are 100% ML & very fast! Up to 99 rooms, 255 objects, 70 command words & 255 conditional flags can be used. 64K DISK \$29.95

CoCo Calendar

Get organized for 365 days today with the CoCo Calendar! Designed for recording the entire year's occasions and daily appointments so you can plan ahead. You can store HUNDREDS of entries and a GRAPHIC calendar will show all MEMOS! \$19.95


THE KITCHEN SINK ...

Everything but the KITCHEN SINK!!! Receive all twenty-three (23) Colorful Utilities from top to bottom, the Software Bonanza Pak to CoCo Calendar (a \$500 plus value) for a SPECIAL price \$149.95!!!

SPECTRUM PROJECTS
PO BOX 264
HOWARD BEACH NY 11414
All orders plus \$3.00 shipping/handling
(Foreign orders please add \$5.00)
NYS Residents add sales tax.

Turn sideways for
more Colorful Utilities!

Graphics Designer - \$29.95
Spit N' Image - \$34.95
ADOS-3 - \$34.95
EliteWord 80/Spel - \$99.95





Line 300 jumps to a subroutine to print side flaps if no picture is to be printed. Lines 320 through 680 jump to the subroutine for the side flaps and do a screen dump on the front.

Lines 700 through 810 print the bottom fold. Lines 830 through 1010 print the back of the jacket.

Line 1020 sends a form-feed code to the printer. Line 1040 tells the printer to print 426 dots across and Line 1050 tells the printer to print 379 dots across.

Lines 1070 through 1160 are a subroutine that prints the side flaps for the front of the jacket. This is used for both a plain jacket as well as one with a picture on it.

Line 1170 contains the data for the individual print pins — 64 for the top pin and one for the bottom.

Since this is a BASIC program, it is rather slow. However, it would be easy to convert the program to work on other printers. After printing your customized jacket, you may want to make photocopies of the page. This will save wear and tear on your printer.

(Questions about this program may be addressed to the author at 1001 Fredrickson, Olathe, KS 66061. Please enclose an SASE for a reply.)

Editor's Note: Two sample picture files, LONNIE.BIN and TUXEDO.BIN will be included on this month's RAINBOW ON TAPE and RAINBOW ON DISK. Since this program requires disk, however, the pictures will be saved on RAINBOW ON TAPE with Disk BASIC addresses. To transfer each file to disk, just CLOADM the file and type SAVEM" filename", &H0E00, &H25FF, &HA027

✓	200	105	810	207
	380	86	1000	105
	640	53	END	51

The listing: JACKET

- 1 'disk jacket designer
- 2 'copyright (c) 1986
- 3 'GAY CRAWFORD
- 4 '1001 FREDRICKSON
- 5 'OLATHE, KS 66061
- 6 '



SHOPPING LIST



COCO CABLES AND ...

Printer/Modem 10' Extender Cable\$14.95
 TANDY CM-8 RGB Analog 6'Video Ext Cable\$19.95
 Disk Drive Cable (34pin - 34pin)\$19.95
 Cassette 'Y' Cable - Connect a 26-3028 Hi-Res Joystick interface & Tape Recorder to CoCoIII . \$19.95
 Modem Cable - 6ft (DB25-DB25)\$19.95
 Joystick/Mouse 10' Ext Cable\$19.95
 No more Deluxe RS-232 paks left to hook up ptr & modem? Buy our RS-232 "Y" Cable (4 pin)\$24.95
 Dual Disk Drive Cable (3-34pin)\$24.95
 MAGNAVOX 8505/8515/8CM643 Analog RGB cable . \$24.95
 Other Analog RGB monitor cable (Specify!) ..\$39.95
 15"Multi-Pak/Disk Pak Extender - Move your Multi-Disk Paks further away ~~\$44.95~~ Closeout \$29.95
 40 Pin Dual "Y" Cable - Hook up a Disk with a Voice Pak, Word Pak, CoCo Max, etc.\$29.95
 CoCo RS232 Switcher - Now easily switch between a printer & modem at the flick of a switch! ..\$29.95

OTHER GOOD STUFF ...

5 1/4" Diskettes in any quantity49 cents
 C-10 tapes - Minimum quantity (20 pcs) ...69 cents
 CoCoII/CoCoIII KEYCAPS - Replace worn keys! . \$4.99
 Rompak w/Blank PC Board 27xx series\$9.95
 "D" Rev motherboard w/o socketed chips\$16.95
 Video Clear - This cable will reduce TV interference created by CoCo!\$19.95
 CoCo Util II - Transfer CoCo files to your MS-DOS machine (Tandy 1000 & IBM PC!)\$39.95
 CoCo III keyboard - upgrade your CoCo II keyboard! "Package" deal w/FKEYS III(\$24.95) software \$39.95
 HDS Controller w/1.1 ROM (SAVE\$20)\$79.95
 MAGNAVOX TV tuner - Now you can watch TV with your Magnavox 8505/8515 RGB Analog monitor!\$99.95
 Super Controller - Up to 4 DOSs by a POKE ..\$99.95
 1200 Baud Modem(Hayes compatible) Auto-dial/answer \$139.95. Req's Modem cable (4pin or DB25) ..\$19.95
 PBH-64 - A combo Parallel Printer interface & 64K Print Buffer! COMPUTE while you PRINT!\$149.95
 MAGNAVOX 8505 RGB Analog monitor \$299.95 ..\$219.95
 SONY KV-1311 RGB Analog monitor/TV w/cable \$499.95

SUPER CHIP -SALE- ...

➔ 2764 EPROM\$4.95 27128 EPROM\$6.95
 6821 Standard PIA ~~\$9.95~~ Closeout price!\$6.95
 Basic ROM 1.1 Chip ~~\$19.95~~ Closeout price! ...\$9.95
 6847 VDG Chip ~~\$19.95~~ Closeout price!\$12.95
 6809E CPU Chip ~~\$19.95~~ Closeout price!\$12.95
 ➔ CoCo III Multipak - "NEW" PAL chip (For Gray and White 26-3024 models ONLY)\$19.95
 Basic ROM 1.3 (Newest version)\$19.95
 ➔ Disk ROM 1.1 - (Needed for CoCoIII)\$29.95
 Original SAM Chip (6883)\$29.95
 ➔ Ext Basic 1.1 ROM - Closeout price!\$29.95
 CoCo First Aid Kit - includes two PIA's, 6809E CPU and SAM Chips (BE PREPARED) Closeout price! \$49.95
 ➔ EPROM Programmer - uses 2716s up to 27512s! Super fast programming! - See April '86 review . \$149.95
 New! "Upgraded" CoCoIII 'GIME' chipWRITE

COCO LIBRARY ...

➔ A History of the CoCo / 1980-1986\$6.95
 CoCo Memory Map Reg. ~~\$16.95~~ Now only\$9.95
 New! 200 MORE Pokes,Peeks 'N Execs\$9.95
 Basic Programming Tricks Revealed ~~\$14.95~~\$9.95
 ➔ 500 Pokes, Peeks 'N Execs\$16.95
 300 CoCoIII POKES - #1 CoCoIII bestseller! . \$19.95
 Complete Rainbow Guide to OS9 Level II\$19.95
 A Guide to CoCo III GRAPHICS (7/87 review) . \$21.95
 ➔ Better Graphics on CoCo3 (8/87 review pg143)\$24.95
 CoCo II Service Manual (Specify Cat.#)\$29.95
 CoCo III Unraveled - A best seller!!!\$29.95
 Inside OS-9 Level II\$39.95
 ➔ CoCo III Service Manual - Current version! . \$39.95
 Color/Extended/Disk Basic Unraveled\$49.95

MORE GOOD STUFF ...

WICO Adapter- Hookup 2 Atari type joysticks. \$19.95
 ➔ CoCo Keybd - Low profile, fits all CoCo IIs & "F"s WAS \$39.95 - NOW \$19.95. D/E CoCo I adapter \$12.95
 WICO Trackball - Regularly \$69.95, Now only. \$24.95
 ➔ OS-9 Level II Solution - A front-end "USER FRIENDLY" interface for LEVEL II\$29.95
 Universal Video Drvr- All monitors & CoCos . \$29.95
 (2) Chip 64K Upgrade - 26-3134 A/B CoCo II . \$29.95
 28 pin Ext Basic - 26-3134 A/B CoCo II\$34.95
 PAL SWITCHER - Req.26-3024 MPI. Switch from CoCoII to CoCoIII mode \$29.95 w/NEW PAL\$39.95
 Real Time Clock - Compatible w/OS-9 or RSDOS, easy internal mounting, CoCoII/III compatible! ..\$59.95
 Top FD-501 Drive 1 (#26-3133) - SAVE \$60 ..\$139.95
 2400 Baud Modem -(Great for Delphi) ~~\$249.95~~ \$229.95
 ➔ CoCo III DISK DRIVE 0 - (Includes CoCoIII Software Bonanza Package - a \$150 plus value!!!) ...\$239.95
 ➔ 512K COLOR COMPUTER III (Includes CoCoIII Software Bonanza Package - a \$150+ value!) ~~\$299.95~~ . \$249.95

Breaking your back typing on your CoCo???



Sit back and relax with a Spectrum keyboard extender cable! \$39.95 See 11/87 Rainbow review

Now you can extend your present keyboard away from your CoCoII/CoCoIII! Easier typing & requires no soldering! You also have the option to leave your present keyboard intact & hook up a second keybd for remote operation! Spectrum Keyboard extender cable w/EXTERNAL CoCoII keyboard\$49.95
 Design by Marty Goodman, so you know it's quality!

SPECTRUM PROJECTS
PO BOX 264
HOWARD BEACH NY 11414

All orders plus \$3.00 S/H (Foreign \$5.00)
 NYS Residents add Sales Tax
 See our other 2 ads on pages 17 & 27!!!

64K RAM CHIPS - \$19.95

```

10 DIM A(7)
20 FORL=1 TO 7:READ A(L):NEXTL
30 POKE150,18' BAUD RATE 2400
40 PRINT#-2,CHR$(27);"@";CHR$(27)
);"1":
50 PRINT#-2,CHR$(27);"1";
60 PRINT#-2,CHR$(27);CHR$(77);CHR
R$(5);
70 CLS:PRINT"DO YOU WANT TO PRIN
T A PICTURE ON THE SLEEVE?"
80 I$=INKEY$:IFI$=""THEN80
90 IFI$="N"THEN140
100 IFI$<>"Y"THEN80
110 CLS:LINEINPUT"ENTER NAME OF
PICTURE TO PRINT ";P$
120 PMODE4,1:PCLS:SCREEN1,1
130 LOADMP$
140 'begin
150 GOSUB1040
160 PRINT#-2,CHR$(0);CHR$(1);
170 PRINT#-2,CHR$(2);CHR$(4);CHR
$(4);
180 FORL=1TO13:PRINT#-2,CHR$(8);
:NEXTL
190 FORL=1TO13:PRINT#-2,CHR$(16)
;:NEXTL
200 FORL=1TO13:PRINT#-2,CHR$(32)
;:NEXTL
210 PRINT#-2,CHR$(113);
220 FORL=1TO336:PRINT#-2,CHR$(64
);:NEXTL
230 PRINT#-2,CHR$(113);
240 FORL=1TO13:PRINT#-2,CHR$(32)
;:NEXTL
250 FORL=1TO13:PRINT#-2,CHR$(16)
;:NEXTL
260 FORL=1TO13:PRINT#-2,CHR$(8);
:NEXTL
270 PRINT#-2,CHR$(4);CHR$(4);CHR
$(2);
280 PRINT#-2,CHR$(1);CHR$(0)
290 'print front
300 IF I$<>"Y" THEN F=39:GOSUB10
60:GOTO700
310 'read screen
320 F=3:GOSUB1060
330 FORY=0 TO 188 STEP7
340 GOSUB1040
350 PRINT#-2,CHR$(127);
360 FORL=1TO43:PRINT#-2,CHR$(0);
:NEXTL
370 PRINT#-2,CHR$(113);
380 FORL=1TO40:PRINT#-2,CHR$(0);
:NEXTL
390 FORX=0 TO 255
400 N=0
410 FORD=0 TO 7
420 IFPOINT(X,Y+D)=0 THEN N=N+A
(D)
430 NEXTD
440 PRINT#-2,CHR$(N);
450 NEXTX
460 FORL=1TO40:PRINT#-2,CHR$(0);
:NEXTL
470 PRINT#-2,CHR$(113);
480 FORL=1TO43:PRINT#-2,CHR$(0);
:NEXTL
490 PRINT#-2,CHR$(127)
500 NEXTY
510 GOSUB1040
520 PRINT#-2,CHR$(127);
530 FORL=1TO43:PRINT#-2,CHR$(0);
:NEXTL
540 PRINT#-2,CHR$(113);
550 FORL=1TO40:PRINT#-2,CHR$(0);
:NEXTL
560 Y=189
570 FORX=0 TO 255
580 N=0
590 FORD=0 TO 2
600 IFPOINT(X,Y+D)=0 THEN N=N+A
(D)
610 NEXTD
620 PRINT#-2,CHR$(N);
630 NEXTX
640 FORL=1TO40:PRINT#-2,CHR$(0);
:NEXTL
650 PRINT#-2,CHR$(113);

```

A to Z UNLIMITED

SOFTWARE DIV.

<div style="text-align: center; border-bottom: 1px solid black; margin-bottom: 5px;"> <h3 style="margin: 0;">BTU Analysis</h3> </div> <p style="font-size: small; margin: 0;">ANALYZES HEAT LOSS & GAIN AND CALCULATES PROPER HEATING AND COOLING UNIT SIZE.</p> <p style="font-size: small; margin: 0;">ORIGINALLY DEVELOPED FOR PROFESSIONAL USE.</p> <p style="font-size: small; margin: 0;">CONSIDERS "WORSE CASE" DESIGN METHODOLOGY.</p> <p style="font-size: small; margin: 0;">FEATURES:</p> <ul style="list-style-type: none"> ■ COOLING SPECIFIED IN BTU'S OR TONS ■ COMPREHENSIVE ANALYSIS ■ COVERS 99% OF U.S.A. ■ USE ON ROOM ADDITIONS OR WHOLE HOUSE ■ INSTRUCTIONS INCLUDED IN SOFTWARE ■ HARD COPY OPTION CAN BE USED ON MOST HVAC SYSTEM DESIGNS ■ EASY TO USE, FOR DO IT YOURSELF ADDICTS. ■ COMMERCIAL USES <p style="font-size: small; margin: 0;">Disk Only: \$39.95 + S&H</p>	<div style="text-align: center; border-bottom: 1px solid black; margin-bottom: 5px;"> <h3 style="margin: 0;">IRA Analysis</h3> </div> <p style="font-size: small; margin: 0;">COMPARE I.R.A.'S AND GET MORE ON YOUR INVESTMENT.</p> <p style="font-size: small; margin: 0;">PROFESSIONALS MAY CHARGE FOR SUCH AN ANALYSIS, SAVE \$\$\$.</p> <p style="font-size: small; margin: 0;">PROFESSIONAL RESULTS AT YOUR FINGER TIPS.</p> <p style="font-size: small; margin: 0;">USED BY PROFESSIONALS FOR YEARS.</p> <p style="font-size: small; margin: 0;">FEATURES:</p> <ul style="list-style-type: none"> ■ BUILT-IN DEPOSIT LIMITS ■ PERSONALIZED PROFESSIONAL RESULTS ■ EACH ANALYSIS IS UNIQUE WITH A YEAR BY YEAR BREAK DOWN OF RESULTS. ■ EACH ANALYSIS WILL INFORM AT THE END OF THE RUN THE TOTAL AMOUNT INVESTED AND THE TOTAL AMOUNT GAINED. ■ HARD COPY OPTION ■ EASY TO USE ■ COMMERCIAL USES ■ UPGRADES AVAILABLE AT A NOMINAL CHARGE WHEN TAX LAWS CHANGE. <p style="font-size: small; margin: 0;">Disk Only: \$29.95 + S & H</p>
--	--

A to Z Unlimited

SOFTWARE DIV. 901 FERNDALE BLYD
HIGH POINT, NC 27260
(919)-882-6255

Shipping & Handling Charge \$3.00

```

610 NEXTD
620 PRINT#-2,CHR$(N);
630 NEXTX
640 FORL=1TO40:PRINT#-2,CHR$(0);
:NEXTL
650 PRINT#-2,CHR$(113);

```

```

66Ø FORL=1TO43:PRINT#-2,CHR$(Ø);
:NEXTL
67Ø PRINT#-2,CHR$(127)
68Ø F=5:GOSUB1Ø6Ø
69Ø 'bottom fold
7ØØ GOSUB1Ø4Ø
71Ø PRINT#-2,CHR$(64);CHR$(32);C
HR$(16);CHR$(16);
72Ø FORL=1TO19:PRINT#-2,CHR$(8);
:NEXT
73Ø FORL=1TO18:PRINT#-2,CHR$(4);
:NEXT
74Ø PRINT#-2,CHR$(2);CHR$(2);CHR
$(2);
75Ø PRINT#-2,CHR$(113);
76Ø FORL=1TO168:PRINT#-2,CHR$(1)
;CHR$(Ø);:NEXT
77Ø PRINT#-2,CHR$(113);
78Ø PRINT#-2,CHR$(2);CHR$(2);CHR
$(2);
79Ø FORL=1TO18:PRINT#-2,CHR$(4);
:NEXT
8ØØ FORL=1TO19:PRINT#-2,CHR$(8);
:NEXT
81Ø PRINT#-2,CHR$(16);CHR$(16);C
HR$(32);CHR$(64)
82Ø 'print back
83Ø GOSUB1Ø4Ø
84Ø FORL=1TO45:PRINT#-2,CHR$(Ø);
:NEXT
85Ø PRINT#-2,CHR$(112);CHR$(15);
86Ø FORL=1TO332:PRINT#-2,CHR$(Ø)
;:NEXT
87Ø PRINT#-2,CHR$(15);CHR$(112);
88Ø FORL=1TO44:PRINT#-2,CHR$(Ø);
:NEXT
89Ø PRINT#-2,CHR$(Ø)
9ØØ 'back sides

```

```

91Ø FORC=1TO47:GOSUB1Ø5Ø
92Ø FORL=1TO47:PRINT#-2,CHR$(Ø);
:NEXTL
93Ø PRINT#-2,CHR$(127);
94Ø FORL=1TO33Ø:PRINT#-2,CHR$(Ø)
;:NEXTL
95Ø PRINT#-2,CHR$(127)
96Ø NEXTC
97Ø GOSUB1Ø5Ø
98Ø FORL=1TO47:PRINT#-2,CHR$(Ø);
:NEXT
99Ø PRINT#-2,CHR$(64);CHR$(32);C
HR$(16);CHR$(8);CHR$(4);CHR$(2);
1ØØØ FORL=1TO32Ø:PRINT#-2,CHR$(1)
);:NEXT
1Ø1Ø PRINT#-2,CHR$(2);CHR$(4);CH
R$(8);CHR$(16);CHR$(32);CHR$(64)
1Ø2Ø PRINT#-2,CHR$(12)
1Ø3Ø STOP
1Ø4Ø PRINT#-2,CHR$(27)"K"CHR$(17
Ø)CHR$(1);:RETURN
1Ø5Ø PRINT#-2,CHR$(27)"K"CHR$(12
3)CHR$(1);:RETURN
1Ø6Ø 'front subroutine
1Ø7Ø FORC=1TOF
1Ø8Ø GOSUB1Ø4Ø
1Ø9Ø PRINT#-2,CHR$(127);
11ØØ FORL=1TO43:PRINT#-2,CHR$(Ø)
;:NEXT
111Ø PRINT#-2,CHR$(113);
112Ø FORL=1TO336:PRINT#-2,CHR$(Ø)
);:NEXT
113Ø PRINT#-2,CHR$(113);
114Ø FORL=1TO43:PRINT#-2,CHR$(Ø)
;:NEXT
115Ø PRINT#-2,CHR$(127):NEXTC
116Ø RETURN
117Ø DATA 64,32,16,8,4,2,1

```

LOWEST CONTROLLER PRICE EVER!! The New JFD-EC, Only \$75

NOW COCO 3 Compatible*

JFD-EC DISK CONTROLLER

The JFD-EConomical controller combines the best features of the original JFD-COCO with the two switchable ROM sockets, fully buffered data lines and Memory Minder in ROM. The JFD-EC replaces the JFD-COCO in our product line at an even lower price. The controller includes JDOS, the JDOS manual and Memory Minder in ROM. (Precision Alignment Disk not included.)

JFD-EC Disk Controller with JDOS

\$75

OPTIONS

Precision Alignment Disk & Memory Minder Manual D/S	\$ 40.00
Precision Alignment Disk & Memory Minder Manual S/S	\$ 26.00
JFD-EC Disk Controller with RS DOS 1.1	\$ 75.00
JFD-EC Disk Controller with JDOS and RS DOS 1.1	\$ 95.00
JFD-EC Drive O System with one double sided drive	\$250.00
JFD-EC Drive 0,1 System with two double sided drives	\$365.00

*JFD-EC and JFD-CP with JDOS or RS DOS are COCO 3 compatible.

NEW TERMS

One year warranty on parts & labor. Free shipping via UPS in continental United States for payment by Visa, MasterCard or Cashiers check. Blue Label & foreign shipping extra.

DRIVE SYSTEMS

Drive systems include our JFD-CP or JFD-EC disk controller, JDOS with Memory Minder in ROM and one or two half-height floppy drive(s) with case and power supply.



J&M SYSTEMS, LTD.
15100-A CENTRAL SE
ALBUQUERQUE, NEW MEXICO 87123
505/292-4182

JFD-CP DISK CONTROLLER

Our new JFD-CP, compatible with the original COCO, COCO 2 and the new COCO 3, features a parallel port to support a Centronics compatible printer or our hard drive, and an external ROM switch, which allows you to select JDOS or an optional RS DOS-type ROM. It comes in a case and includes JDOS 1.2 and manual. JDOS implements all RS DOS commands, plus many more, including auto line numbering, error trapping, baud rate selection, OS/9 boot from floppy or hard drive, and Memory Minder, our disk drive analysis program. (Precision Alignment Disk not included.)

JFD-CP Disk Controller with JDOS

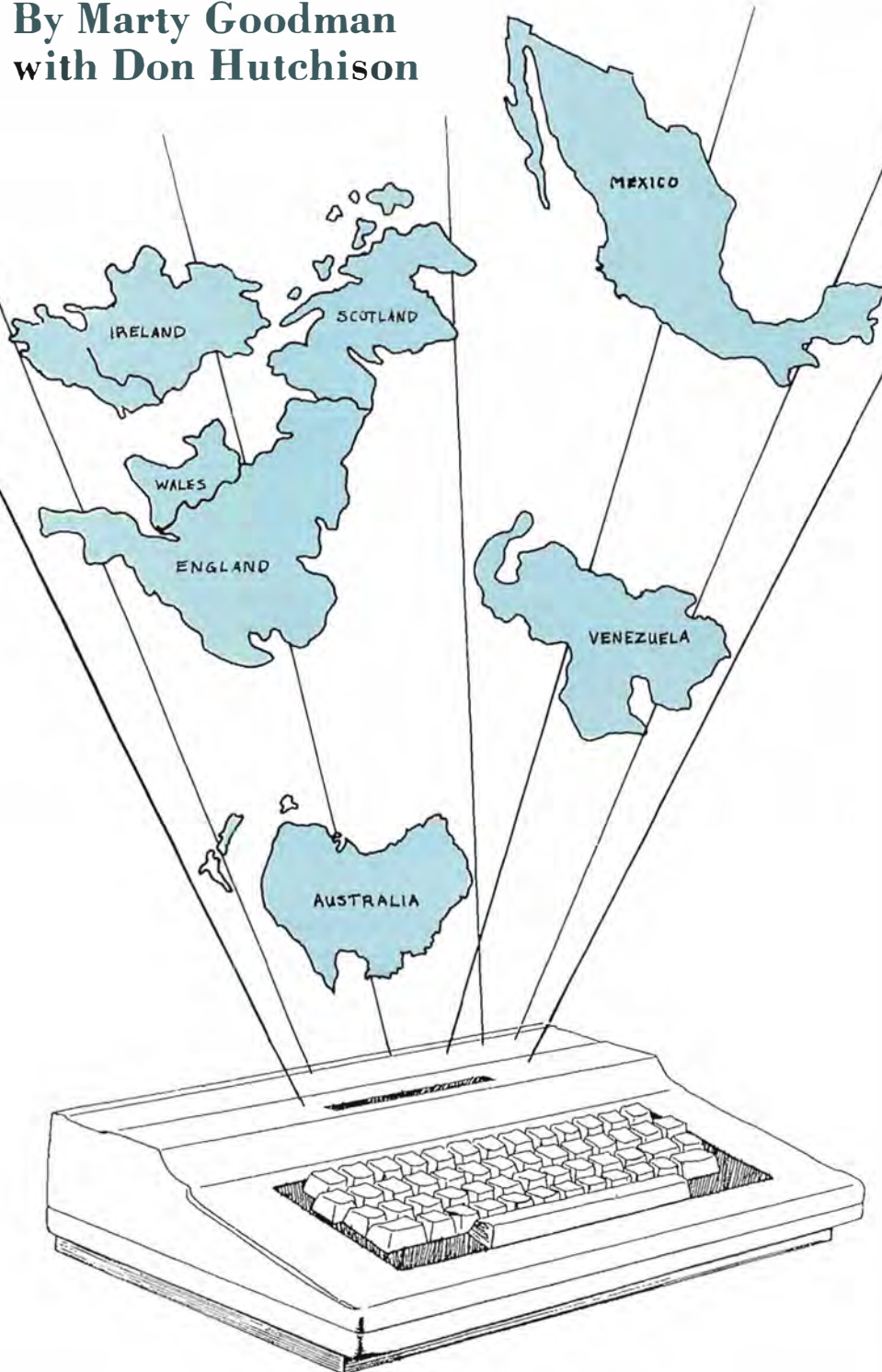
\$ 99.00

OPTIONS

Precision Alignment Disk & Memory Minder Manual D/S	\$ 40.00
Precision Alignment Disk & Memory Minder Manual S/S	\$ 26.00
JFD-CP Disk Controller with RS DOS 1.1	\$ 99.00
JFD-CP Disk Controller with JDOS and RS DOS 1.1	\$119.00
JFD-CP Drive O System with one double sided drive	\$265.00
JFD-CP Drive 0,1 System with two double sided drives	\$379.00

CoCoing Abroad

By Marty Goodman
with Don Hutchison



Periodically on Delphi, we find folks asking us about taking a CoCo abroad. Their questions usually concern one or more of three general types of problems that people face when they take their computer systems to other countries. Note that the problems and their solutions may well be relevant to owners of any computer.

Q. Will foreign televisions work with my CoCo when I take it abroad? How about foreign monitors?

A. Sometimes yes, sometimes no. The answer depends on whether or not the country you're visiting uses the U.S.

Martin H. Goodman, M.D., a physician trained in anesthesiology, is a longtime electronics tinkerer and outspoken commentator — sort of the Howard Cosell of the CoCo world. On Delphi, Marty is the SIGop of RAINBOW's CoCo SIG and database manager of OS-9 Online. His non-computer passions include running, mountaineering and outdoor photography. Marty lives in San Pablo, California.

Don Hutchison is an electrical engineer and lives in Atlanta, Georgia. He works as a senior project engineer involved in the design of industrial control systems. On Delphi, Don is the Database Manager of the RAINBOW CoCo SIG. His Delphi username is DONHUTCHISON.

NTSC system. Canada, Mexico and most countries in Latin America use NTSC (as does Japan, on different VHF channel frequencies), but most other nations do not, preferring instead to use either the PAL or SECAM system. Their TVs cannot be connected to a CoCo built for use in North America.

Indeed, Tandy makes a separate model CoCo for use with PAL-type televisions. The difference between the NTSC and PAL models involves the different ways color information is added to a black-and-white TV signal. Monochrome composite monitors may be available abroad, for there are a number of computers using them, but color composite monitors may be harder to come by.

Q. *What sort of problems will I have operating my CoCo from foreign power sources?*

A. The problems are many and varied and depend on where abroad you go. However, there are three major sorts of power supply problems: voltage, frequency, and "cleanliness" of the power.

In the United States, our equipment operates on standard, stable voltages between 110 to 125 volts (usually 117 to 120) AC at a frequency of 60 cycles per second. Most foreign power sources supply 220 volts only, so some form of

converter will be necessary to run your equipment abroad.

Another voltage-related problem is that the line voltage in some countries is not as closely regulated as it is in the U.S. Thus, "220 volts" could mean voltages varying constantly between 150 and 250 volts.

Grounding standards abroad differ considerably from U.S. standards. In many states, it is required by law that *metal* piping be used for 10 feet before the water pipe enters the home, and for at least one foot after it enters the foundation. This is purely for grounding purposes, since a buried copper pipe provides a very good ground.

Different countries also have different standards regarding the connection of a "neutral" supplied from the utility feed. Most U.S. utility companies connect the neutral side of the line to the ground connection inside the breaker panel. Many foreign standards do not require the connection of a neutral at all, and this may result in hazardous conditions for the computer operator and/or damage to the computer equipment.

Power in some countries is supplied at 50 cycles per second instead of 60. Unlike converters that turn 220 volts into 110 volts, and are widely available and relatively inexpensive, converters

for turning 50 cycles to 60 are extremely unusual and quite expensive.

The frequency of the AC power is not important to the CoCo's clock frequency because that frequency is derived from an internal, crystal-controlled oscillator. However, the transformer in the CoCo that converts the incoming 117 volts AC to about 8 volts AC becomes less efficient as the frequency of the incoming current decreases. The difference between 60 and 50 cycles could, in some cases, cause the transformer to run abnormally hot, and result in ultimate overheating and malfunctioning. Whether or not a given CoCo is sensitive to 50-cycle AC at 110 volts can be difficult to predict. We've heard reports of some CoCos working fine on 50-cycle AC, and of others overheating. The issue is very likely one of subtle variations in the power supply and current drain of different model CoCos.

Finally, power in other countries is generally "dirtier" than power in the United States. That is, there may be more spikes, surges, and brown- or blackouts, especially behind the Iron Curtain, where voltage fluctuations are frequent. It is not at all uncommon to see voltage spikes of 150 volts or more! This is certainly not conducive to long equipment life. Monitors, in particular,

Monitor Updates

By Marty Goodman

In the August '87 RAINBOW I wrote an article describing how to make a cable to hook a Magnavox RGB monitor to CoCo 3's RGB port (see "A Guide to RGB Analog Monitors," Page 68). Since then I have learned a bit more about the matter, received information from others, and noted one or two minor errors in the article as printed. The following is intended to correct those errors and provide the additional information I have learned.

The Sony KV1311CR Cable

In my article I said you could find a source of +5 volts on Pin 14 of the 14-pin IC or Pin 16 of the 16-pin IC near the 34-pin RGB analog connector. It would have been more correct for me to have written that those two ICs are actually located nearer to the 8-pin RGB digital connector than they are to the 34-

pin RGB analog connector on the Sony KV1311CR vertical circuit board.

Also in that article I suggested "stealing" a source of +5 volts for running the Sony cable from the joystick connector. This will properly power the needed chip, but stealing power from that joystick connector will result in the joysticks ceasing to work correctly — they no longer produce a full range of values when you move them. This problem can be fixed by shorting out R13 inside the CoCo 3. R13 is a 100-ohm (brown-black-brown), ½ watt (slightly fatter than the other resistors) resistor located to the right of the rearmost of the four socketed 4464 memory chips on the CoCo 3's motherboard.

But once you have the computer open, it would be better to steal 5 volts directly from somewhere inside the computer and leave the joystick ports alone. The +5 volts can be obtained from hundreds of

points on the CoCo motherboard, including one spot just in front of the MC68B09EP chip near the 40-pin connector. This spot is actually labeled +5 volts, and the pad you need to solder to is indicated with a white, silk-screen circle.

Still on the subject of Sony cables, note that I neglected to mention in my article that Spectro Systems is also a vendor of Sony KV1311CR to CoCo RGB cables, along with Spectrum Projects. Note, too, that not only is Howard Medical selling Sony KV1311CR monitors with CoCo 3 cables, but the monitors they are selling are specially modified so that they can work with a particularly simple RGB cable that requires no joystick connector. This cable has been custom-built for them.

The Amiga 1080 Monitor

In my article I speculated that the Amiga 1080 monitor could be made to work with a CoCo 3 if the sync signals were combined and inverted. I have since successfully constructed a working CoCo 3 to Amiga 1080 cable, and the image is reported to be quite nice. Note, also, that the Sony KV1311CR monitor works fine with Amiga computers and is a popular

Star NX-10 Printer Only \$238

NOW WITH FREE SP-C (\$68.45 value)

DISK CONTROLLER NEW FROM J&M

The DC-4 is a scaled-down version of the popular DC-2 without a parallel port. It includes a switch with 2 ROM sockets, JDOS, manual and such features as gold connectors and metal box. It accesses double sided drives and accepts RSDOS 1.1 for Radio Shack compatibility.

\$65 DC-4 with memory minder (\$2 shipping)



RS DOS ROM CHIP

ROM chip fits inside disk controller. 24 pin fits both J&M and RS controller Release 1.1. For CoCo 3 Compatibility.

\$20 each Reg. \$40 (\$2 shipping)

DISK DRIVE SPECIALS

DRIVE 0 + Howards Drive 0 gives you a DD-3 MPI drive, a CA-1 cable and a J&M DC-4 Disk Controller for only. Add \$34 for a Disto DC-3 replacement. (\$5 shipping)

\$178.45 DOUBLE SIDED DOUBLE DENSITY 360K



Separate Disk Drive Components

DD-3 An MPI 52 double-sided, double density, 360K disk drive in a full height case and heavy-duty power supply.

\$98 (\$5 shipping)

DD-2 A TEAC 55B 1/2 height, double density, 360K disk drive in a 1/2 height case and heavy-duty power supply.

\$188 (\$2 shipping)

TEAC 55B bare drive, 1/2 height, double-sided, double density with all mounting hardware, needs CA-2 below to fit R.S. 501.

\$118

SP-C

Serial to parallel converter converts the CoCo 4 pin serial output to run a parallel printer like Star or Epson. Includes all cables. Add \$10 for modem attachment. (\$2 shipping) **\$68.45**

CA-1 Cable that connects the disk controller to the drive. **\$24.95** One Drive

CA-2 **\$29.95** Two Drive

GUARANTEE — Howard Medical's 30-day guarantee is meant to eliminate the uncertainty of dealing with a company through the mail. Once you receive our hardware, try it out, test it for compatibility. If you're not happy with it for any reason, return it in 30 days and we'll give you your money back (less shipping).

EPSON

LX-800 \$239

Friction and tractor feed included
1 60 CPS
3K Buffer
NLQ on front buttons
Package includes free SP-C serial to parallel converter and Epson tutorial on disk.



Star NX-10 Only \$238

FREE SP-C serial to parallel converter while supplies last (\$5 shipping)

WORD PACK RS

This ROM pack is the hardware answer for an 80 column display. It includes a built-in video controller to drive a monochrome monitor like our 123A. To get started, you need OS-9 2.0, a Y-cable or multipack interface drive 0, and a monochrome monitor.

\$89 (\$2 shipping) **\$49** (\$2 shipping) While supplies last

New basic driver runs word pack without need for an OS-9.

\$10

MONITORS

Sony KV-1311CR \$449 (\$15 shipping)

- Vivid Color
- Vertically flat 13" screen
- Monitor/Trinitron TV with remote control
- 640 X 240 resolution at 15MHZ .37 mm Dot pitch
- RGB analog & digital; TTL; and composite inputs
- VCR inputs
- Cable to CoCo 3 \$36

Zenith 1220A \$125 (\$7 shipping)

- 12" Amber screen
- 640 X 240 resolution at 15MHZ

COLOR MAX 3 \$59.45 Lets the graphic capabilities of your CoCo 3 EXPLODE

Y CABLE \$25.00 Needed to connect CoCo Max and disk drive at same time.

MAX FONTS \$63 Three sets include 72 different fonts for typesetting

COLORING BOOK \$15 Twenty-two pictures of clip-art by Glenside Color Computer Club

(\$2 shipping for each product)

Howard Medical Computers 1690 N. Elston Chicago, IL 60622



ORDERS

(800) 443-1444

INQUIRIES AND ORDER STATUS

(312) 278-1440

Showroom Hours:
8:00 - 5:00 Mon. - Fri.
10:00 - 3:00 Sat.

WE ACCEPT: VISA • MASTERCARD • AMERICAN EXPRESS
C.O.D. OR CHECKS • SCHOOL PO'S

Shipping charges are for 48 states.
APO and Canada order slightly higher.

The Biggest
The Best
The Indispensable

The RAINBOW

THE COLOR COMPUTER MONTHLY MAGAZINE

THE RAINBOW is the biggest, best, brightest and most comprehensive publication a happy CoCo ever had! **THE RAINBOW** features more programs, more information and more in-depth treatment of the Tandy Color Computer than any other source.

A monthly issue contains nearly 200 pages and up to two dozen programs, 14 regular columns and as many as 12 new product reviews. And advertisements: **THE RAINBOW** is known as *the* medium for advertisers — which means every month it has a wealth of information unavailable anywhere else about new products! Hundreds of programs are advertised in its pages each month.

Every single issue of **THE RAINBOW** covers the wide spectrum of interests in the Tandy Color Computer — from beginners' tutorials and arcade games to telecommunications and business and finance programs. Helpful utilities and do-it-yourself hardware projects make it easy and fun to expand your CoCo's capabilities. And, monthly reviews by independent reader reviewers take the guesswork out of buying new software and hardware products.

Join the tens of thousands who have found **THE RAINBOW** to be an absolute necessity for their CoCo. With all this going for it, is it surprising that more than 90 percent of **THE RAINBOW** subscribers renew their subscriptions? We're willing to bet that, a year from now, you'll be doing the same.

Rainbow On Tape & Rainbow On Disk!

— great ways to bring **THE RAINBOW** into your life. Each month, all you do is pop the tape into your cassette player or the disk into your drive. No more lost weekends. As soon as you read an article about a program in **THE RAINBOW**, it's ready to load and run. No work. No wait.

Just think how your software library will grow. With your first year's subscription, you'll get almost 250 new programs: games, utilities, business programs, home applications. And, with **RAINBOW ON DISK**, you'll also get all the OS-9 programs.

RAINBOW ON TAPE and **RAINBOW ON DISK** — they're the "meat" of **THE RAINBOW** at a price that's "small potatoes." And now you even have a choice about how it should be served up to you.

To get your first heaping helping, just fill out and return the attached reply card. No postage necessary.



BUSINESS REPLY CARD
FIRST CLASS PERMIT NO. 1 PROSPECT, KY

POSTAGE WILL BE PAID BY ADDRESSEE



The Falsoft Building
P.O. Box 385
Prospect, KY 40059-0385



BUSINESS REPLY CARD
FIRST CLASS PERMIT NO. 1 PROSPECT, KY

POSTAGE WILL BE PAID BY ADDRESSEE



The Falsoft Building
P.O. Box 385
Prospect, KY 40059-0385

Use our 800 number!

For credit card orders, you may want to phone in your subscription. Our *credit card order* number is (800) 847-0309, 8 a.m. to 5 p.m. EST. All other inquiries please call (502) 228-4492.

We accept VISA, MasterCard and American Express.

Subscriptions to **THE RAINBOW** are \$31 a year in the United States. Canadian rate is \$38 (U.S. funds only). Surface rate elsewhere is \$68 (U.S.). Airmail is \$103 (U.S.). All subscriptions begin with the current issue. Please allow 6 to 8 weeks for the first copy. Kentucky residents add 5% sales tax. In order to hold down non-editorial costs, we do not bill.

Our 800 number is also good for ordering RAINBOW ON TAPE or RAINBOW ON DISK!

Just call (800) 847-0309 anytime from 8 a.m. to 5 p.m. EST. *Credit card orders only.* Subscriptions to **RAINBOW ON TAPE** are \$80 a year in the United States, \$90 (U.S. funds) in Canada and \$105 (U.S.) in all other countries.

RAINBOW ON DISK is \$99 a year in the United States, \$115 (U.S.) in Canada and \$130 (U.S.) in all other countries.

Individual issues of **RAINBOW ON TAPE** are \$10 in the U.S., \$12 (U.S.) in Canada and all other countries. Individual issues of **RAINBOW ON DISK** are \$12 in the U.S., \$14 (U.S.) in Canada, and \$16 (U.S.) in all other countries. Kentucky residents please add 5% sales tax.

RAINBOW ON TAPE and **RAINBOW ON DISK** are not stand-alone products; you need the magazine for loading and operating instructions and the necessary documentation. **THE RAINBOW** magazine is a separate purchase.

Send Me Rainbow Magazine!

Here's your chance to have a Pot O' Gold full of programs, articles and information about CoCo every month of the year!

As the premier magazine for the Tandy Color Computer, **THE RAINBOW** has more of everything — and greater variety, too. Do yourself and your CoCo a favor and subscribe to **THE RAINBOW** today!

YES! Sign me up for a year (12 issues) of **THE RAINBOW**.

NEW **RENEW** (attach label)

Name _____

Address _____

City _____ State _____ ZIP _____

Payment Enclosed (payment must accompany order)

Charge: VISA MasterCard American Express

Account Number _____

Signature _____ Card Expiration Date _____

Give Your Fingers A Break!

YES! Sign me up: **NEW** **RENEW** (attach label)

RAINBOW ON TAPE **RAINBOW ON DISK**
(Available beginning with the October 1986 issue)

A Full Year **Single Issue** (specify month & year) _____

Name _____

Address _____

City _____ State _____ ZIP _____

Payment Enclosed (payment must accompany order)

Charge: VISA MasterCard American Express

Account Number _____

Signature _____ Card Expiration Date _____

are very sensitive to power line voltage fluctuations.

Simple spike filters (\$40 to \$100) often will take care of the spikes. But for substantial surges or brownouts, power conditioners (\$200 to \$400) are needed, and for blackouts, uninterruptable power supplies (\$300 to \$1,000 and up) are often required.

Q. *What about telecommunication abroad?*

A. In the United States, when we communicate at 300 or 1200 bits per second over telephone lines, we use the Bell 103 or Bell 212A standard for encoding the data. This standard is *not* used in Europe. Instead, they use a *completely different* type of encoding for both 300 and 1200 bps, established by the CCITT (International Telegraph and Telephone Consultative Committee).

In most European countries, use of modems is heavily regulated. Attempts to use a Bell 103 or 212A type modem may be quite illegal. Indeed, I've been told that using an American Bell-standard modem in some countries causes odd effects on the telephone system because the modem tones and some telephone system control tones

are on the same frequency.

Some of the more modern modems sold in America today do have provisions for operating in the CCITT standard at 300 and 1200 bps. This must be explicitly stated in the instructions for the modem. 2400 bps modems used both here and in Europe operate on the same 2400 bps CCITT standard.


Apart from problems of protocol, other problems can arise. These include line noise, periodic interruptions of service and the like. There may also be problems relating to physically hooking into the telephone lines to attach a direct-connect modem. I've heard of problems caused by odd-shaped and odd-sized telephone apparatus that plagued users of acoustic cup modems abroad. It's best to take small screwdrivers and a patch cord that hooks to your modem at one end and has alligator clips at the other end in order to make sure you can connect to the telephone you encounter.

Before you travel with your computer, you'll need to do a thorough study of what special conditions you may face. Hopefully, this article will give you an idea of what questions to ask. ☺

choice among Amiga owners. The RGB video used by the Amiga is similar to that of the CoCo.

The Magnavox 8CM562

Ken Piccoli of Rochester, New York, wrote to point out that the Magnavox 8CM562 can display an image without using any special adapter circuitry. Merely wire the analog RGB of the CoCo 3 to the digital RGB port it offers. Using an 8-pin DIN connector to make the cable, he wired R to R, G to G, B to B, Hsync to Hsync, Vsync to Vsync, and ground to ground, and was able to get an image. (He ignored the Intensity pin on the Magnavox and left it unconnected.) Mr. Piccoli is probably incorrect, however, when he alleged that this allowed the Magnavox monitor to "work great." With this arrangement, the best you can do is display up to six colors plus black-and-white, because its RGB I port was not designed to accept an analog RGB signal. Thus, the arrangement is virtually worthless for display of CoCo 3 graphic art in full color, although it is quite acceptable for bringing up an 80-column text screen. If you are going out to buy a Magnavox monitor, *do not buy* the Magnavox 8CM562! But, if you have access to one, you may be able to use it for text display with the CoCo 3. ☺



Hardware

2 Drive System(2 DSDD Drives in one case)*
\$329.95

Drive 1 Upgrade(1 DSDD for your 26-3129,3131,
or 3135) Specify Catalog# when ordering !!
\$119.95

Drive 0-SSDD Full Height* \$199.95

Drive 1-SSDD Full Height \$125.95

COCO 3 512K Upgrade(New Low Price)-\$99.95


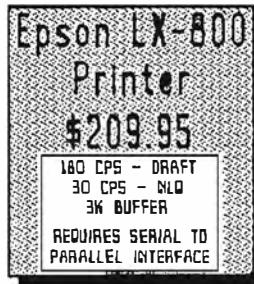
COCO 3 Keyboard \$34.95

*Specify R.S. or Disto
Controller.

ALL DISK DRIVES
CARRY A 90 DAY
WARRANTY.

HOLIDAY SPECIALS

from The Computer Center



Software & Misc.

ADDS - \$29.95	ADDS 3 - \$39.95
COCO Graphics Designer _____	\$29.95
Art Deli(440 Pix on 10 disks) _____	\$99.95
Monitor Interface _____	\$29.95
Serial to Parallel Converters _____	\$54.95
FKEYS III - \$19.95	Sixdrive - \$19.95
Telewriter 64 - \$59.95	COCO-Util - \$39.95
Gauntlet - \$28.95	Pyramix - \$24.95
Disto Super Controller _____	\$99.95
COCO in Stitch (X-Stitch Patterns)-	\$ 3.95

The Computer Center

5512 Poplar Ave. Memphis, TN 38119 901-761-4565

Add \$4.90 For Shipping & Handling. VISA, Master Card, & Money Orders Accepted.
Allow 3 Weeks for personal checks, NO CDS. Prices may change without notice.

IF YOU DON'T SEE
IT, ASK US !



Plumbing For Your CoCo

By Ronald Pettus

Shopping for computer equipment in a hardware store may seem ridiculous, but if you need a monitor or printer stand, the idea is not as outrageous as it first sounds. Using about \$4 worth of materials, one tool and a scrap of sandpaper, you can build an attractive, functional stand.

Plastic pipe is the secret to this 20-minute hardware project, and it offers many advantages. The pipe, or PVC pipe, to be specific, is available at hardware stores and can be cut with a handsaw or hacksaw.

A few feet of pipe, a handful of pipe fittings and four furniture-leg end caps are all you need. The fittings provide such a tight fit that glue is not required, but you get a more permanent and sturdy result if PVC adhesive is applied to each connection.

A pleasant extra benefit is the pipe's beige color, which matches the CoCo 2 and many popular monitors and printers. In addition, the stand provides access to the back of the computer and the ROM port, while giving plenty of ventilation to your CoCo.

Figure 1 illustrates the general layout of a simple stand for monitors or printers. PVC 1/2-inch pipe adequately sup-



ports 12-inch monitors, most printers and even 13-inch color television sets. If you want a stronger structure, the pipe also comes in a 3/4-inch size.

The biggest decision is the size of the stand. The typical measurements for a 12-inch monitor stand are listed, but it is a simple matter to modify these dimensions if you want to customize your project.

A tilted printer stand with a catch tray for printouts can be built for about \$8. The tray is a standard 8 1/2-by-12-inch letter tray available in assorted colors from discount department stores. The design details for the printer stand are shown in Figure 2 which provides

measurements for an Epson FX-80 printer; other dimensions may be required for different printers.

Here are a few construction hints that may prove useful. Cutting the pipe with a handsaw or hacksaw leaves a burr, which should be removed with sandpaper or a file. The pipe also has red markings stamped down its length. These markings can be eliminated with light sanding. *Completely assemble the stand before using glue.*

To assemble the monitor stand, at-

Ron Pettus works in the field of operations analysis and holds a degree in physics. His hobbies include astronomy and volunteer work at a science museum. Ron's last RAINBOW contribution was a program to locate Halley's Comet.

tach the cross bars (D) to the tees, one tee at each end. Next, make a square by connecting the cross bars with the side bars (C). Finally, add piece B, a 90-degree elbow and piece A at each corner to make legs. A $\frac{5}{8}$ -inch vinyl furniture tip fits over the bottom end of each leg.

The tilted printer stand is assembled similarly with the tray resting on four short pieces (J). If the monitor or printer slides on the stand, add self-sticking foam strips to the tee fittings.

Press the fixtures tight and square the components. Do not glue the joints

until you make sure everything is as you want it. Then glue one joint at a time.

(Questions or comments about this project may be addressed to the author at 1228 Fordyce Lane, St. Charles, MO 63303. Please enclose an SASE when requesting a reply.) □

Monitor/Printer Stand

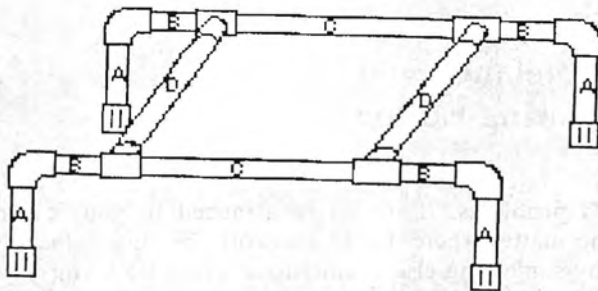






Figure 1

List of Material — $\frac{1}{2}$ -inch PVC Pipe

-  90-degree Elbow (4)
-  Tee Fitting (4)
-  Vinyl Furniture Tips — $\frac{5}{8}$ " size (4)
-  Beige PVC Pipe (approx. 5 feet)

Pipe	Length (inches)	Qty
A	3 $\frac{1}{2}$	4
B	2	4
C	9	2
D	7	2

FX-80 Printer Stand with Catch Tray

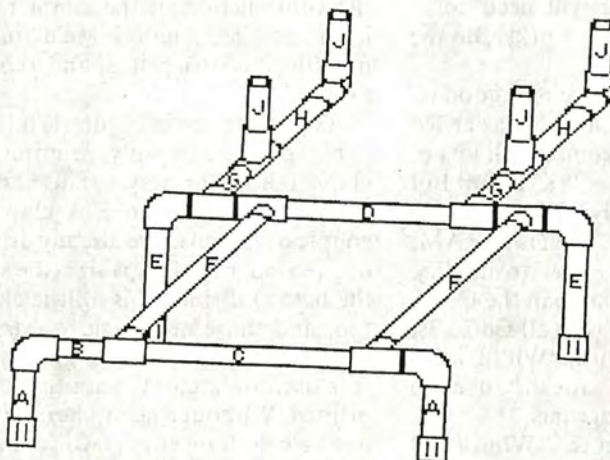







Figure 2

List of Material — $\frac{1}{2}$ -inch PVC Pipe

-  90-degree Elbow (6)
-  Tee Fitting (8)
-  Vinyl Furniture Tips — $\frac{5}{8}$ " size (4)
-  Beige PVC Pipe (approx. 8 feet)
-  Letter Tray — 8 $\frac{1}{2}$ " x 12" (1)

Pipe	Length (inches)	Qty
A	2 $\frac{1}{2}$	2
B	3	1
C	10	1
D	8	1
E	3 $\frac{1}{2}$	2
F	9	2
G	2	2
H	6	2
J	4	4
not shown	1	5

A New, Improved Printer Adapter

By Tony DiStefano
Rainbow Contributing Editor

I have watched our computer grow from a 4K CoCo 1 to a 512K CoCo 3. BASIC has improved from hohum simple Color BASIC to Extended Color BASIC, to Disk Extended Color BASIC. That is some improvement. The hardware has gotten faster and the software has gotten better. There is, and always will be, a close relationship between software and hardware. It's a closed loop. The hardware cannot work without the software and the software cannot work without the hardware. This is where I sometimes have a dilemma. I have many ideas for hardware, yet do not have the time or the skill to implement the proper software.

DOS (Disk Operating System) or, for that matter, any software in ROM (Read Only Memory) is a lot harder to deal with than software in RAM (Random Access Memory). This is because ROM cannot be changed, but RAM can be. So, if there's a little piece of hardware you want to add on, it must be supported by software. To add on some hardware, you can plug it into the cartridge slot or you can plug it into a multipack. If you are like me, you can also solder it right in. All you need is the hardware.

The software, on the other hand, can be loaded from cassette or disk, or typed in from the keyboard (if it is not too long). But, whatever the method, soft-

Tony DiStefano is a well-known early specialist in computer hardware projects. He lives in Laval Ouest, Quebec.

ware may cause you problems. If it resides in memory, no matter where it is, it will be erased by something else. In the CoCo 1, 2 and 3, there is only 32K of memory available for BASIC programs. The other 32K is reserved for BASIC itself. In the case of the CoCo 1 and 2, this 32K of memory space is taken up by ROMs.

If, for example, you want to make changes to BASIC, you need to have 64K of memory. Then you need a routine to transfer ROM into RAM. Only then can you make changes to BASIC. For instance, if you don't like the word PRINT you can change it to SPLAT. If you want to change a routine, it can be done. Of course, you will need some knowledge of how BASIC works. But the fact is you can do it.

When the CoCo 3 came out, good ol' Radio Shack made it a little easier for us. First, the CoCo 3 comes with lots of memory — a whole 128K of it. But BASIC can still use only 32K. The main difference is that BASIC itself is in RAM, which makes it a lot easier to modify. There is one less step to do in the CoCo 3. Also, since it comes with all CoCo 3s, there is no problem with, "Will it work with mine?" And it doesn't use up memory for BASIC programs.

Now it comes down to, "What am I going to do with this?" Well, a while back, I made a parallel printer port that plugs into the cartridge port. It was a PIA (Peripheral Interface Adapter). There were a couple of things wrong with this adapter. First, if you had a disk

drive attached to your computer, it didn't work. Second, it had to be re-initialized every time you pressed the reset button. And the CoCo 3 was not available then, so you needed driver software, which was always in the wrong place.

This time I am making a new parallel printer adapter — a better one, in many ways. First, it will be inside the CoCo. Second, since I am not using a PIA, it will not be necessary to re-initialize after a reset. And, if you are installing it in the CoCo 3, which always works in the all-RAM mode, the driver will not be erased by other software. The rest of this month's article will be taken up by the construction of the adapter board itself, and next month we'll finish by hooking it up to a printer and a software driver.

As you can see in Figure 1, this is not a big project. It only requires three chips. I did it this way because I did not want to use a 40-pin PIA chip, for a couple of reasons. I've already discussed one reason; the other is size (the smaller the better). I think it is a little cheaper, too, and those are magic words. Anyway, the first chip is an eight-bit latch. It is used to latch the data that is to be printed. Without a latch, the data would not be held long enough for the printer to receive it. The chip I used in this case is the same chip Radio Shack's newest controller uses to set the active drive. It is the 74LS273.

The second chip in the circuit is a tri-state buffer. Before data can be sent to

a printer, it is up to the software driver to determine that the printer is not busy. This is done with software that reads the busy line on the printer. The second chip in the circuit is connected to the busy line of the printer. The output of this buffer is connected to Bit 7 of the data bus. When a READ to that memory location is done, the status of the printer is easily known. The chip in question is a 74LS125.

The third chip in the circuit is very important. It is used to memory map the printer data latch and the busy indicator into the picture. The chip I used for this is a 74LS139. It is a dual 2-to-4 decoder. Memory mapping extra devices into the CoCo's memory area is a very delicate operation. There are not very many locations available that don't violate someone's real estate.

But, I have a trick up my sleeve. The I/O area used for the disk drive hardware is mapped from \$FF40 (65344) to \$FF5F (65375). That area takes up 32 bytes. You need only five of those 32 bytes to operate the disk drive. The other bytes are wasted because they are mirrored. "Mirrored" means you access more than one byte but get the same hardware being activated. In the case of the CoCo's map, the five bytes are all located between \$FF40 and \$FF4F (65359). The first thing this chip does is separate the upper half of the I/O area from the lower half. This is done using half of the 74LS139. It separates the SCS line into two sections. The first section, \$FF40 to \$FF4F, will go to the disk controller. That is needed if you are to use a disk drive. We will use the second section for the printer I/O.

The second half of this chip is used to further decode the section into two more sections. The first of the two sections is used for data. This signal is also used to strobe the data into the printer. This is done by running a line from this output to the Strobe input of the printer. The second section is used for the busy line. It is used to activate one of the tri-state buffers of the 74LS125. The other buffers of this chip are not used.

To recap, the new memory map looks like this: The untouched area is from \$FF40 to \$FF4F. This area has to go to the disk drive. The next area is \$FF50, which is used for the data latch. Finally, the third area is \$FF58, and it is used to monitor the busy signal.

Constructing this board is not a big deal. You will need the three chips mentioned above. It is recommended that you use sockets for the chips (a

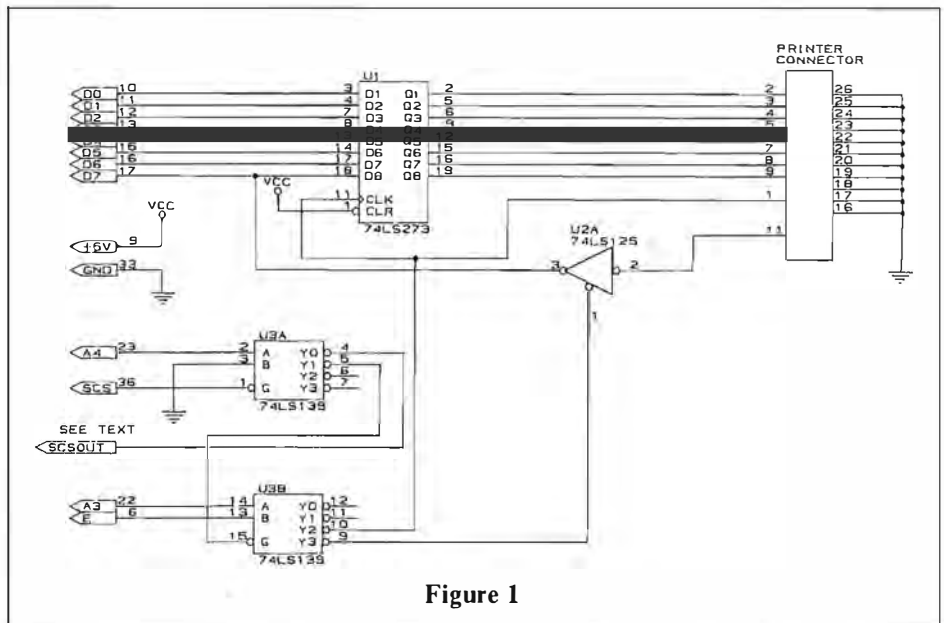


Figure 1

20-, a 16- and a 14-pin socket). You will also need a small board to mount the chips on. The way I decided to put it in, the PCB will not need an EDGE connector. A 2-inch by 3-inch board is more than enough to fit all the parts on. Radio Shack has such a board.

As usual, there is more than one way to skin a cat. Some may like to solder directly, and some may prefer to use connectors. This time I'll use a connector for the output and direct wiring for the input. As a connector for the output, I used a dual in-line header. This is a connector that has two rows of pins that are spaced at one-tenth inches between the rows and at one-tenth inches between the pins. You will need a 26-pin connector.

The connector should mount on the same side as the components. It is numbered as follows. Look at the pins lengthwise. Pin 1 is the bottom left-hand pin. Continue counting counter-clockwise till you get them all. See Figure 2 for its position. All pins not mentioned are N/C. The construction of the board is simple and requires only the standard project kit. In Figure 1 the 5 volts and ground pins are not indicated. The following is a list of the 5 volts and ground connections:

IC	+5 Volts	GND
74LS273	20	10
74LS125	14	7
74LS139	16	8

Also not shown on the schematic are three decoupling capacitors. The value of the caps is one-tenth uf at 25 volts. They go between +5 volts and ground,

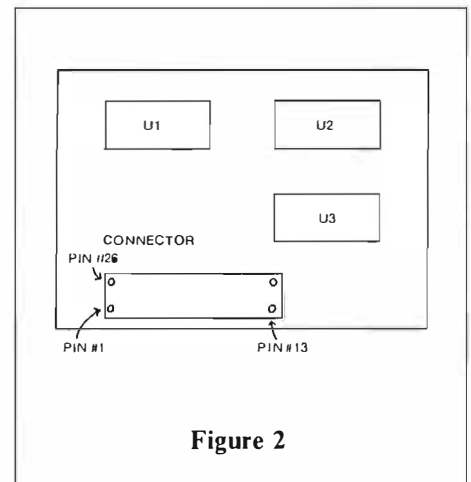


Figure 2

and as close to the chips as possible. These caps are used to decouple the supply to the chips. There is one more thing to do. Since the SCS line has to be decoded to a different state, it has to be cut. The best place to cut the line is right at the connector. In fact, that is the best place to get all of the signals — right at the connector. Use the connector numbers, but solder the wires directly to the connector on the inside.

Cut the connector and pry the two ends apart so they do not touch. The end that goes to the connector is the SCSOUT and the side that goes to the PCB is the SCS. Build the circuit first, then connect the wires to the connector. Make the wires as short as possible so that they won't be in the way of anything. Use four plastic screws and some rubber cement to fix the board to the computer.

Next month I'll finish up by making and installing the printer cable and getting the different drivers for CoCos 1, 2 and 3.

From All of Us At

Speech Systems

Thank You For Your Support

Season's Greetings And

All The Best In the New Year

For Your COCO 1, 2, or 3

<i>CHRISTMAS FANTASIA Vol. 1</i> (Pictures & Music for the Christmas Season)	\$24.95	\$19.95
<i>CHRISTMAS FANTASIA Vol. 2</i> (More beautiful pictures and music).....	\$24.95	\$19.95
<i>SUPER VOICE</i> (COCO's Premier Speech Synthesizer)	\$79.97	\$59.95
<i>EARS</i> (Now you can really talk to your computer).....	\$99.95	\$79.95
<i>SYMPHONY 12</i> (A real 12 voice music synthesizer).....	\$69.95	\$59.95
<i>LYRA</i> (The musical COCO MAX).....	\$54.95	\$47.95
<i>LYRA PRINT</i> (Print your music).....	\$29.95	\$24.95
<i>LYRA LYBRARY</i> (50 songs of 7 & 8 voice music).....	\$39.95	\$29.95
<i>LYRA LYBRARY Supplement 1</i> (More LYRA music).....	\$24.95	\$19.95
<i>LYRA LYBRARY Supplement 2</i> (Still more).....	\$24.95	\$19.95
<i>COCO MIDI 2</i> (Complete hardware & software for MIDI).....	\$149.95	\$129.95
<i>PIANO KEYBOARD</i> (A professional 61 note keyboard).....	\$169.95	\$139.95
<i>PROTO BOARD & CASE</i> (For the experimenter)	\$29.95	\$14.95
<i>TRIPLE Y-Cable</i> (Connect 3 hardware paks together)	\$34.95	\$29.95
<i>DOUBLE Y-Cable</i> (Connect 2 hardware paks together)	\$28.95	\$23.95
<i>MUSICA 2</i> (Complete 4 voice music composition & printing program)	\$29.95	\$24.95
<i>MUSIC LIBRARY</i> (900 songs, 100 per volume).....	\$29.95	\$24.95

EXCLUSIVELY FOR YOUR COCO 3

<i>512K TURBO RAM</i> (Complete memory upgrade with extras)	\$119.95	\$99.95
<i>512K TURBO RAM W/O Chips</i>	\$69.95	\$44.95
<i>MAGIC OF ZANTH</i> (A High Resolution Graphics Adventure)	\$34.95	\$29.95
<i>RETURN OF JUNIOR'S REVENGE</i> (High Res. Arcade game).....	\$34.95	\$29.95

SANDY IREVOR

Doug Plant

Jeff Hall

Speech Systems

Frank Delargy

Lester Hall

Robert J. Florian

Duane Plant

Judi Anderson

Howard Pfeffer

Sharon Parry

Deke A. Anderson

CHRISTOPHER

Tom Wilhelm

Bill

Jim Coan



Christmas Fantasia

We got so many compliments last year for Christmas Fantasia Volume 1, we added a second all new version.

Christmas Fantasia is a collection of traditional Christmas music combined with beautiful high resolution Christmas scenes. Christmas Fantasia picks one of more than a dozen Christmas scenes and music selections from tape or disk, displays the picture and plays the music. Upon completion, another scene and piece of music is loaded and played. The Christmas scenes are beautiful. One shows a chapel nestled in a valley with **snow actually falling**. The low price is our way of saying "SEASONS GREETINGS" from Speech Systems. 64K required.

Volume 1 (Tape or Disk) #CF125 \$24.95
Volume 2 (Tape or Disk) #CF126 \$24.95



Symphony 12

CoCo's Premier Music Synthesizer



- 12 Voices
- 4 Noise Generators
- Lyra Compatible
- Musica 2 Compatible
- Stereo & Mono
- Sound Effects

If you want to compose music, experiment, or just listen to music, LYRA is the tool you need. LYRA represents the new state-of-the-art super user friendly software. Pull down menus and icons make composing music as easy as pointing with a joystick or mouse and clicking. LYRA is capable of 8 individually controlled voices. You may take advantage of the 8 voice power of LYRA using external MIDI synthesizers or SYMPHONY 12. We believe that LYRA and SYMPHONY 12 was a match made in heaven. For a limited time, when you purchase both, we will include free the LYRA SYMPHONY 12 CONNECTION, a \$19.95 value.

STEREO AND MONO. By connecting SYMPHONY 12 to your home stereo system, music is produced in stereo, 6 voices from each channel. However, you don't need to have a stereo system, all 12 voices also come out of your TV or monitor.

SOUND EFFECTS. SYMPHONY 12 is a sophisticated sound generator 12 voices and 4 noise generators give you incredible sound effect capability. We have included gun shot, explosion, racing car and more.

SYMPHONY 12. You get over a dozen music and sound effect selections and complete documentation. Software is shipped on Tape or Disk

PIANO KEYBOARD. For those wishing to turn SYMPHONY 12 into a real polyphonic synthesizer we offer a full size 61 note piano keyboard

Tape users using both SYMPHONY 12 and the PIANO KEYBOARD will require a Y-CABLE. Disk systems require a Triple Y-CABLE or MULTI-PAK.

SYMPHONY 12 (T or D) #SY119 \$69.95
LYRA SYMPHONY 12 ENHANCER #LS177 \$19.95
PIANO KEYBOARD #PK185 \$169.95
DOUBLE Y-CABLE #DY181 \$28.95
TRIPLE Y-CABLE #TY173 \$34.95

GUITAR CHORD BOOK

This program, written by a guitar instructor of 17 years, displays in high resolution graphics the exact fingering for over 100,000 chord combinations. You may even tune your guitar to the computer and play along

Whether you are a beginning guitar student or an advanced player, you will find this quick reference to guitar chords invaluable.
 32K Disk only #GC153 \$29.95

MUSIC THEORY

COURSE 1

This course covers all the basics from music notation & duration, key signatures, tempo, to an introduction of the keyboard. This is an entry level course recommended as a prerequisite for Course 2.
 32K Disk only. #MT101 \$49.95

COURSE 2

A more advanced course that deals with Major and Harmonic Minor scales, interval spelling, Triad (Chord) theory, Inversions, Dominant 7th chords, and ear training of the intervals.
 32K Disk only #MT102 \$49.95

'SUPER VOICE' T.M.

COCO'S MOST ADVANCED
SPEECH SYNTHESIZER.

**IT TALKS, SINGS AND
MORE.**

only . . . \$79.95

WITH EARS PURCHASE

only . . . \$59.95



**CoCo 3
Compatible**

SUPER VOICE is no ordinary speech synthesizer. It uses Silicon Systems, Inc. SSI-263, the most advanced speech/sound chip available. SUPER VOICE is not only capable of highly intelligible speech, sound effects, and singing over a 6 octave range, but now we have turned SUPER VOICE into a monophonic Super Music Synthesizer with our PIANO KEYBOARD.

IT TALKS. A free TRANSLATOR text-to-speech program makes writing your own talking program as easy as SAYING "HELLO."

SUPER VOICE works in any 32K or 64K computer. A disk system requires a Y-Cable or Multi-Pak.

**Here are the facts;
the decision is yours.**

	SUPER VOICE	REAL TALKER	RS SPEECH CARTRIDGE	VOICE-PAK
Synthesizer Device	SSI-263	SC-01	SP-256	SC-01
Speaking Speeds	16	1	1	1
Volume Levels	16	1	1	1
Articulation Rates	8	1	1	1
Vocal Tract Filter Settings	255	1	1	1
Basic unit of Speech	64 phonemes 4 durations each	64 phonemes	64 allophones 5 pause lengths	64 phonemes
Pitch Variations	4096 (32 absolute levels with 8 inflection speeds)	4	1	4

SALE

FREE "REACTION" To Test Your Reflexes


FREE SUPER VOICE SINGS THE STAR SPANGLED BANNER

FREE "SIMON" To Test Your Memory

**SAVE
\$24.95**

**FREE
SUPER TALKING HEADS**

Paul and Pauline, our talking heads program is normally \$24.95. Until Dec. 15 we will include them with each SUPER VOICE order.



Dealer Inquiries
Invited



Speech Systems

**38W 255 DEERPATH ROAD
BATAVIA, ILLINOIS 60510
(312) 879-6880 (TO ORDER)**

We accept CASH, CHECK, COD, VISA and MASTER CARD orders.
Shipping and handling US and Canada \$3.00
Shipping and handling outside the US and Canada \$5.00
COD charge \$2.00
Illinois residents add 6 1/4% sales tax

1 MEGABYTE
COLORAMA

CALL ANY DAY TO ORDER. ALSO ORDER BY MAIL OR BBS.

EARS™

Electronic
Audio
Recognition
System

\$99.95

Now Your
Computer
Can Listen
To You!

- SPEECH RECOGNITION
- HANDS OFF PROGRAMMING
- HIGH QUALITY SPEECH REPRODUCTION

EARS Does It All!

INCREDIBLE!



CoCo 3
Compatible

Two Years In the Making. Speech Systems was formed to develop new and innovative speech products. After 2 years of intensive Research and Development, we have created a truly sophisticated speech recognition device. Recognition rates from 95% to 98% are typical. Until now, such a product was outside the price range of the personnel computer market, and even small businesses.

EARS is trained by your voice and capable of recognizing any word or phrase. Training EARS to your particular voice print takes seconds. Up to 64 voice prints may be loaded into memory. You may then save on tape or disk as many as you like so that your total vocabulary is virtually infinite.

Speech and Sound Recognition. EARS is really a sound recognition system, so it really doesn't matter whether you speak in English, Spanish, or French. In fact you do not have to speak at all, you can train EARS to understand sounds such as a musical note or a door slamming.

Hands Off Programming. Imagine writing your own BASIC programs without ever touching the keyboard. Everything that

you would normally do through a keyboard can now be done by just speaking.

Programming EARS Is Easy. LISTEN, MATCH and other commands have been added to BASIC so that programming EARS is a piece of cake! The single BASIC line: 10 LISTEN: MATCH will instruct EARS to listen to you and return the matching phrase.

It Talks. EARS is also capable of high quality speech. We mean REALLY high quality. The speech is a fixed vocabulary spoken by a professional announcer. Speech Systems is currently creating a library of thousands of high quality words and phrases. For a demonstration call (312) 879-6844, you won't believe your ears or our EARS.

DISK OWNERS. EARS will work with any disk system with either a MULTI-PAK or Y-CABLE. Our new Triple Y-CABLE was specifically developed for those wishing to add SUPER VOICE as a third device.

You Get Everything You Need. You get everything you need including a specially designed professional headset style noise

cancelling microphone. The manual is easy to use and understand. Several demonstration examples are included so you don't have to write your own programs unless you want to. EARS will work in any 32K or 64K Color Computer.

SUPER VOICE \$20 OFF

Imagine talking to your computer and it talking back to you. When you need an unlimited vocabulary, you can't beat SUPER VOICE. For a limited time, we will give you the SUPER VOICE for \$59.95 with your EARS purchase. Even if you already have another speech unit, here is your chance to buy the best and save \$20.

VOICE CONTROL

Applications for EARS are astounding. Here is our first of many listening programs to come. VOICE CONTROL is a program specifically designed to allow you to control any appliance in your house with your voice and our HOME COMMANDER (sold separately) or the Radio Shack Plug 'N' Power controller. For example, you can control your TV by saying "TV ON" or "TV OFF". . . \$24.95



Dealer Inquiries
Invited



Speech Systems

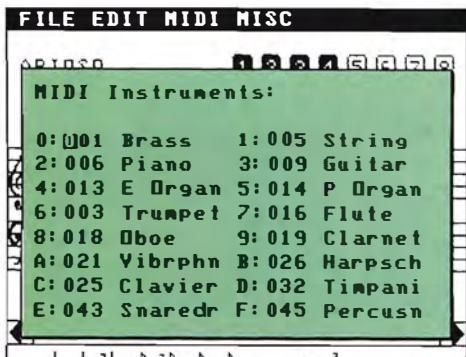
38W255 DEERPATH ROAD
BATAVIA, ILLINOIS 60510
(312) 879-6880 (TO ORDER)

We accept CASH, CHECK, COD, VISA and MASTER CARD orders.

Shipping and handling US and Canada	\$3.00
Shipping and handling outside the US and Canada	\$5.00
COD charge	\$2.00

Illinois residents add 6 1/4% sales tax

CALL ANY DAY TO ORDER. ALSO ORDER BY MAIL



Introducing

COCO MIDI 2

Coco 1, 2, 3
Compatible

Lyra
COMPATIBLE!

Confused
about MIDI?
"Understanding
MIDI"
80 pages \$3.95



NOW Print
Single Voice/
Track files
using
LYRA PRINT
\$29.95

Now your COCO can talk to your MIDI music synthesizer. Whether you have a Korg, Roland, Casio, Yamaha, or Moog, it doesn't matter as long as it's MIDI equipped. Choose from our

- ✓ Supports 16 Track recording and playback.
- ✓ Adjustable tempo.
- ✓ Over 45 Kbytes available (Over 15,500 MIDI events possible)
- ✓ Record to any track
- ✓ Low Level track editing.
- ✓ LYRA editing (one voice per track)
- ✓ Playback from any number of tracks
- ✓ Quantizing to 1/16, 1/32, 1/64 intervals.
- ✓ Dynamic memory allocation.

- ✓ Filler out MIDI data:
 - Key pressure
 - Program change
 - Pitch wheel
- ✓ Graphic Piano Keyboard Display in both record and playback mode.
- ✓ Adjustable Key (Transposition) for each track.
- ✓ Save recording to disk for later playback or editing.
- ✓ Syncs to drum machine as MASTER or SLAVE.

entry level MUSICA MIDI system that plays MUSICA files or our Professional COCO MIDI 2 system.

- ✓ PUNCH IN and PUNCH OUT editing.
 - ✓ Sequencer features.
 - ✓ 100% machine code.
 - ✓ "Musician Friendly" Menu Driven.
 - ✓ Metronome
 - ✓ Many songs included.
- Includes MIDI hardware interface, 2 MIDI cables, detailed manual, and software. Requires 64K CoCo, Y-Cable or Multi-Pak.
- COCO MIDI 2 (disk only) #CM147 . . . \$149.95**
DOUBLE Y-CABLE #DY181 \$28.95
TRIPLE Y-CABLE #TY173 \$34.95

DX LIBRARIAN™

Save and load voice parameters for the Yamaha DX series of synthesizers (DX-7, DX-100, DX-21 etc.). Save sounds individually or as a group letting you load the entire synthesizer in seconds.

Comes with professionally developed voices for the DX-7 worth 10 times the price. Requires COCO MIDI hardware interface.
DX LIBRARIAN (Disk only) #DX143 \$39.95

CASIO LIBRARIAN

Save and load voice parameters for any Casio synthesizer (CZ-101, CZ-1000, CZ-5000 etc.) You can save from the: presets, cartridge,

memory or buffer. Requires COCO MIDI hardware interface.
CASIO LIBRARIAN (Disk only) #CL169 \$39.95

MUSICA MIDI™

MUSICA MIDI takes any MUSICA 2 music file and plays it through your MIDI synthesizer. We offer you over 800 tunes from our MUSIC LIBRARY series (sold separately) or create your own music

using MUSICA 2. Includes: documentation, plenty of music, and the cable to connect between the COCO and your synthesizer.
MUSICA MIDI Complete (Disk Only) #CM126 \$39.95

MIDI KEYBOARD

If you own the Casio CZ-101 or similar MIDI synth, you know that the mini keys and the short 3 or 4 octave keyboard is limiting. **MIDI KEYBOARD** when used with our full size 5 octave keyboard

gives you the flexibility you need. Comes with cable to connect the COCO to your MIDI synth.
MIDI KEYBOARD (Disk only) #MK167 \$29.95

NEW!
LYRA PRINT
 NOW PRINT LYRA
 FILES ON YOUR
 RADIO SHACK,
 OKIDATA 92,
 GEMINI, PANASONIC
 & COMPATIBLE
 PRINTER
 \$29.95

Lyra™

The Musical
 Coco Max™


IF YOU
 CAN POINT,
 YOU CAN COMPOSE

PULL
 DOWN
 MENUS

Coco 1, 2, 3
 Compatible

A MUST
 FOR MIDI
 USERS

ICONS!



LYRA is the most powerful music composition program we have seen on any computer. We don't mean just the COCO, we really mean any computer. Whether you are a novice trying to learn music or a professional musician with MIDI equipment you will find LYRA a powerful tool. You

see, we wrote LYRA for musicians that hate computers. If you want proof, purchase a LYRA demo for \$7.95. We will apply the demo price to your purchase. MIDI output requires the LYRA MIDI cable (#MC158) or COCO MIDI Seq/Editor (#CM147).

- ✓ Ultra Easy to use, just point with joystick or mouse and click.
- ✓ Compose with up to 8 completely independent voices.
- ✓ Room for over 18,000 notes. (This is not a misprint!)
- ✓ Super Simple Editing Supports:
 - Note insert Block insert
 - Note delete Block delete
 - Note change Block copy
- ✓ Output music to:
 - TV Speaker Monitor Speaker
 - STEREO PAK ORCHESTRA 90
 - SYMPHONY 12 COCO MIDI S/E
 - MIDI Synth MIDI Drum Machine
- ✓ Output up to 4 voices without additional hardware.

- ✓ Output all 8 voices using either SYMPHONY 12 or one or more MIDI synthesizers and drum machines.
- ✓ Output any voice on any of the 8 MIDI channels.
- ✓ Transpose music to any key.
- ✓ Modify music to any tempo.
- ✓ Automatically inserts bar for each measure as you compose.
- ✓ Key signature lets you specify sharps and flats only once, LYRA will do the rest.
- ✓ Plays MUSICA 2 files using LYRA CONVERT (#LC164).
- ✓ Each voice may be visually highlighted or erased.
- ✓ Each measure is numbered for easy reading.

- ✓ Solo capability
 - ✓ Block edits are highlighted.
 - ✓ Tie notes together for musical continuity.
 - ✓ Name of note pointed to is constantly displayed.
 - ✓ Jump to any point in the score instantaneously.
 - ✓ Memory remaining clearly displayed, however you will have plenty of memory even for the most demanding piece.
 - ✓ Help menu makes manual virtually unnecessary.
 - ✓ LYRA is 100% software, no need for extra hardware unless you want more power.
 - ✓ Music easily saved to tape or disk.
 - ✓ Requires 64K and mouse or joystick.
- LYRA (Disk only) #LY122 \$54.95

LYRA OPTIONS

These LYRA options are **not** required. They are provided for those wishing additional flexibility.

LYRA CONVERT

A program to convert MUSICA 2 files to LYRA files.
 (Disk) #LC164 \$14.95

VERSION UPDATE

To receive the latest version of LYRA return your original disk. #UP162 \$10.00

LYRA MIDI CABLE

A cable to connect your computer to your MIDI synthesizer.
 #MC158 \$19.95

LYRA SYMPHONY 12 ENHANCER

Lets LYRA play all 8 voices through SYMPHONY 12.
 (Disk) #LS177 \$19.95

LYRA LIBRARY

A collection of 50 songs ready to play for hours. Most have 7 and 8 voices. #LL137 . \$39.95

SYMPHONY 12

A real hardware music synthesizer, lets LYRA play all 8 voices in stereo.
 (T or D) #SY149 \$69.95

COCO MID Seq/Editor

A professional quality MIDI interface for MIDI synthesizers.
 (Disk only) #CM147 \$149.95

MUSIC LIBRARY

A collection of over 900 songs. When used with CONVERT, it gives an incredible LYRA library. Each volume 100 songs.
 (T or D) #MLXXX \$29.95

COCO MAX is a trademark of Colordware.
 ORCHESTRA 90 is a trademark of Radio Shack.

We accept CASH, CHECK, COD, VISA and MASTER CARD orders.
 Shipping and handling US and Canada \$3.00
 Shipping and handling outside the US and Canada \$5.00
 COD Charge \$2.00
 Illinois residents add 6 1/4% sales tax.

Speech Systems

38W255 DEERPATH ROAD
 BATAVIA, ILLINOIS 60510
 (312) 879-6880



WATTS the Electrical Cost of Appliances

By Kenneth Burdon



Elecform was developed as an aid in calculating various electrical values and utility costs. From the main menu, you can choose to calculate volts, amperes, resistance and watts, as long as you know any of the two factors involved.

After the introduction, press ENTER, and the main menu will appear. Select a formula from the menu by pressing the appropriate number. A second menu showing the formula on top of the screen will appear, and you will be asked to enter the known values in succession. The computer then calculates the formula and prints the answer on the screen. After any calculation you may either return to the main menu or end the program.

At the bottom of the screen for watt calculation you are given the option of calculating the cost of heating water

Ken Burdon is semi-retired, and is currently running his own consulting business in Industrial Lubrication. He has been writing programs for his CoCo for several years, in connection with his work.

electrically, or the cost of any appliance.

For calculating the cost of heating water, you will need to know your local rate per kilowatt-hour. If you don't know the rate, estimate by dividing the total of your electric bill by the number of kilowatts consumed, as shown on the bill. You will also need to know the temperature of the incoming water — determine at any cold water faucet using a thermometer. For outgoing water temperature, use something like 150 degrees Fahrenheit for dishwashers and about 105 degrees Fahrenheit for baths, etc. You have to estimate the amount of water used; most clothes and dishwashers use about 50 gallons for a complete cycle, but all the water they use is not necessarily hot.

You are also given a chance to calculate the cost of any electrical appliance such as a hair dryer, can opener, toaster, etc. Don't forget that air conditioner. All approved appliances will have a tag that lists the amperes they draw. A voltage of 120 is pretty much standard in this country, although it may vary from time to time depending on the overall load and efficiency of your power company. □

75199	475165
175210	590190
295217	67518
380107	END96


The listing: ELECFORM

```

1 CLS
2 PRINT@73,"KEN BURDON"
3 PRINT@102,"201 OAKRIDGE ROAD"
4 PRINT@134,"PLAISTOW, NH-03865"
5 PRINT@166,"COPYRIGHT 1987"
6 PRINT@228,"PRESS<ENTER> TO PRO
CEED"
```


Sculptor

40 times faster than other
4th. generation languages.



Easy to learn.

80% Reduction in development time.

Reliable proven software - in use by over
30,000 programmers in 34 countries worldwide.

Works with MS-DOS, Unix, Xenix, VMS, OS9, QNX and more.

100% Portable to over 90 machines - Micros to Mainframes.

OS9 LEVEL II SPECIAL \$295

FHL

Frank Hogg Laboratory, Inc.

770 James St. - Syracuse, NY 13203 - 315/474-7856 TELEX 646740 - Since 1976

```

8 AN$=INKEY$:IF AN$="" THEN 8
9 IF AN$=CHR$(13) THEN 10
10 DIM E(100),I(100),R(100),P(300),C(300)
15 CLS
20 PRINT@101,"ELECTRICAL FORMULAS"
25 PRINT@167,"VALUES NEEDED"
30 PRINT@196,"2 OF 3 MUST BE KNOWN"
35 PRINT@322,"TO FIND VOLTS (E) PRESS (1)"
40 PRINT@354,"TO FIND AMPS (I) PRESS (2)"
45 PRINT@386,"TO FIND OHMS (R) PRESS (3)"
50 PRINT@418,"TO FIND WATTS (P) PRESS (4)"
55 PRINT@482,"TO SELECT THE VALUE NEEDED PRESS (1-4)"
60 K$=INKEY$:IF K$="" THEN 60
65 IF K$="1" THEN 90
70 IF K$="2" THEN 155
75 IF K$="3" THEN 220
80 IF K$="4" THEN 290
85 IF K$>"4" THEN 15
90 CLS:PRINT@40,"TO FIND THE VOLTS"
95 PRINT@101,"THE FORMULA IS E=I*R"
100 PRINT@165,"INPUT THE FOLLOWING DATA"
105 PRINT
110 INPUT "AMPS=";I
115 PRINT:INPUT "OHMS=";R
120 I=INT(I*100+.5)/100
125 E=I*R
130 PRINT@322,"THE ANSWER IS "E"VOLTS"
135 PRINT@418,"DO YOU WANT MORE DATA(Y,N)"
140 K$=INKEY$:IF K$="" THEN 140
145 IF K$="Y" GOTO 15
150 IF K$="N" GOTO 720
155 CLS:PRINT@40,"TO FIND THE AMPS"
160 PRINT@101,"THE FORMULA IS I=E/R"
165 PRINT@165,"INPUT THE FOLLOWING DATA"
170 PRINT
175 INPUT "VOLTS=";E
176 INPUT"OHMS=";R
185 I=E/R
190 I=INT(I*100+.5)/100
195 PRINT@322,"THE NUMBER OF AMPS IS";I
200 PRINT@418,"DO YOU WANT MORE DATA(Y,N)"
205 K$=INKEY$:IF K$="" THEN 205
210 IF K$="Y" GOTO 15
215 IF K$="N" GOTO 720
220 CLS:PRINT@40,"TO FIND OHMS"
225 PRINT@101,"THE FORMULA IS R=E/I"
230 PRINT@165,"INPUT THE FOLLOWING DATA"
235 PRINT:INPUT "VOLTS=";E
240 PRINT
245 INPUT "AMPS=";I
250 PRINT
255 R=E/I
260 R=INT(R*100+.5)/100
265 PRINT@322,"THE ANSWER IS "R"OHMS"
270 PRINT@418,"DO YOU WANT MORE DATA(Y,N)"
275 K$=INKEY$:IF K$="" THEN 275
280 IF K$="Y" GOTO 15
285 IF K$="N" GOTO 720
290 CLS:PRINT@38,"TO FIND POWER IN WATTS"
295 PRINT@96,"FORMULAS ARE P=E*I OR P=(I*I)*R OR P=(E*E)*R"
300 PRINT@160,"INPUT THE FOLLOWING DATA"
305 PRINT@224,"VOLTS & AMPS KNOWN <5>"
310 PRINT@256,"AMPS & OHMS KNOWN <6>"
315 PRINT@288,"VOLTS & OHMS KNOWN <7>"
320 PRINT:PRINT"WHICH SELECTION DO YOU WISH?"
325 K$=INKEY$:IF K$="" THEN 325
330 IF K$="5" GOTO 345
335 IF K$="6" GOTO 450
340 IF K$="7" GOTO 510
345 CLS:PRINT@38,"FOR POWER IN WATTS"
350 PRINT@101,"THE FORMULA IS P=E*I"
355 PRINT@165,"INPUT THE FOLLOWING DATA"
360 PRINT:INPUT"VOLTS";E
365 INPUT"AMPS";I
370 P=E*I
375 PRINT@322,"POWER IS EQUAL TO "P"WATTS"
380 PRINT@386,"TYPE (C) FOR HOT WATER COSTS"
381 PRINT@418,"TYPE (X) FOR OTHER COSTS"
382 PRINT@450,"TYPE (M) FOR MENU

```

Tandy Computers:
Because there is
no better value.™

Tandy® Color Computer 3™



We cut \$20 off our most powerful Color Computer—now just \$199.

Now Radio Shack's most advanced version of the famous Color Computer is more affordable than ever! The Color Computer 3 is great for small business and home applications such as education, programming, word processing, graphics, entertainment and more.

It's easy to expand with disk drives, printer, telephone modem and more. Plus, the Color Computer 3 comes with 128K RAM (expandable to 512K), giving you greater programming and data-processing power. And for added versatility, the Color Computer 3 is compatible with software and accessories designed for the popular Color Computer 2.

Create razor-sharp graphics with our CM-8 high-resolution monitor (sold separately). You can achieve up to 160 × 192 or 320 × 192 resolution graphics using 16 colors, or 640 × 192 with 4 colors.

The Color Computer 3 offers uncompromising performance at a terrific price. Visit Radio Shack today for a demonstration!

Send me a new 1988 computer catalog.

Name _____

Address _____

City _____

State _____

ZIP _____

Phone _____

Mail To: Radio Shack
Dept. 88-A-701A
300 One Tandy Center
Fort Worth, TX 76102

Radio Shack®
The Technology Store™
A DIVISION OF TANDY CORPORATION

Was \$219.95 in Cat. RSC-17B. Price applies at Radio Shack Computer Centers and participating stores and dealers. Monitor, stand, Program Pak and disk drive sold separately.

```

385 K$=INKEY$:IF K$="" THEN 385
390 IF K$="C" GOTO 640
395 IF K$="X" GOSUB 585
398 IF K$="M" GOTO 15
400 GOTO 405
405 CLS:PRINT
410 PRINT@66,"POWER CONSUMED IS"
P"WATTS"
415 PRINT@98,"RATE PER KWH IS $"
;R
420 PRINT@130,"RUN TIME IN HRS I
S";H
425 PRINT:PRINT"POWER COST IS $"
TC"IF RUN FOR "H" HOURS AT $"R"P
ER KWH"
430 GOTO 380
435 K$=INKEY$:IF K$="" THEN 435
440 IF K$="M" GOTO 15
445 IF K$="E" GOTO 720
450 CLS:PRINT@38,"FOR POWER IN W
ATTS"
455 PRINT@101,"THE FORMULA IS P=
(I*I)*R"
460 PRINT@165,"INPUT THE FOLLOWI
NG DATA"
465 PRINT:INPUT"AMPS";I
470 INPUT"OHMS";R
475 P=(I*I)*R
480 PRINT@322,"POWER IS EQUAL TO
"P"WATTS"
485 GOTO 380
490 K$=INKEY$:IF K$="" THEN 490
495 IF K$="C" GOTO 640
500 IF K$="X" GOSUB 585
505 GOTO 405
510 CLS:PRINT@38,"FOR POWER IN W
ATTS"
515 PRINT@68,"THE FORMULA IS P=(
E*E)/R
520 PRINT@100,"INPUT THE FOLLOWI
NG DATA"
525 PRINT:INPUT"VOLTS";E
530 INPUT"OHMS";R
535 P=(E*E)/R
540 P=INT(P*100+.5)/100
545 PRINT@260,"POWER IS EQUAL TO
"P"WATTS"
550 GOTO 380
555 K$=INKEY$:IF K$="" THEN 555
560 IF K$="C" GOTO 640
565 PRINT:PRINT@418,"DO YOU WANT
MORE DATA(Y,N)
570 IF K$="X" GOSUB 585
575 GOTO 405
580 IF K$="Y" THEN 290
585 CLS:PRINT@64,"***** COST C

```

```


ALCULATIONS *****"
590 PRINT:PRINT"WATTS CONSUMED A
RE";P
595 PRINT:INPUT"RATE PER KWH ($
000) =" ;R
600 INPUT"HOURS RUN";H
605 C=(P/1000)*R
610 C=INT(C*100+.5)/100
615 TC=H*C
620 RETURN
625 K$=INKEY$:IF K$="" THEN 625
630 IF K$="E" GOTO 720
635 IF K$="Y" THEN RETURN
640 CLS:PRINT@2,"FOR COST OF HOT
WATER INPUT:"
645 PRINT:INPUT"INCOMING WATER T
EMP (F) IS " ;I
650 INPUT"OUTGOING WATER TEMP IS
(F) IS " ;O
655 INPUT" GALLONS USED ARE";G
660 INPUT"RATE/KWH ($.000) IS";R
663 REM DEGREES WATER TO BE RAIS
ED
665 D=O-I
666 REM CONVERT WATTS TO KILOWAT
TS
670 B=G*8.35*D
675 REM FORMULAE TO DETERMINE
676 PRINT@258,"BTU REQUIRED ARE
";B
677 REM FORMULAE RO DTERMINE
678 REM COST TO RAISE WATER THE
679 REM DESIRED TEMP. AT COST
680 REM PER KILOWATT HOUR
682 K=P/1000
683 KH=B/(K*56.92*60)
684 KH=INT(KH*100+.5)/100
685 C=KH*R
686 C=INT(C*100+.5)/100
690 PRINT@322,"COST TO HEAT"G"GA
LS OF WATER BY"D"DEGREES AT $"R
"PER KWH IS $" ;C
695 PRINT@450," FOR MAIN MENU PR
ESS(M) "
700 PRINT@483,"IF ALL DONE PRESS
(E)
705 K$=INKEY$:IF K$="" THEN 705
710 IF K$="M" GOTO 15
715 IF K$="E" GOTO 720
720 CLS:PRINT@230,"PROGRAM IS FI
NISHED"
725 PRINT@419,"PRESS (M) FOR MAI
N MENU"
730 K$=INKEY$:IF K$="" THEN 730
735 IF K$="M" GOTO 15

```



Tandy Computer
Accessories:
Because there is
no better value.™

Radio Shack has the best of everything.



Accessories make the difference between a computer and a hard-working, fully configured computer system. That's why Radio Shack offers a complete line of accessories to make the most of your Color Computer.

Add the flexibility of the Multi-Pak Interface (A; #26-3124, \$99.95) for connecting up to four Program Pak™ cartridges (or disk drive and other accessories) to your Color Computer at the same time. Send and receive data and access information services by phone with the DC Modem Program Pak (B; #26-2228, \$89.95). Even add a hard disk drive for added storage, using the Hard Disk Interface (C; #26-3145, \$129.95).

We've got the cursor controllers you need to make your computing easier. The Deluxe Color Mouse (D; #26-3125, \$49.95) simply glides across a tabletop to accurately position the cursor. Or use the Deluxe Joystick (E; #26-3012, \$29.95) for "spring-centering" or "free-floating" operation. Two players can enjoy the fun with standard Joysticks pair (F; #26-3008, \$19.95 pair).

Come in today and see our complete line of computers and accessories.

Send me a new 1988 computer catalog.

Name _____
Address _____
City _____
State _____
ZIP _____
Phone _____

Mail To: Radio Shack
Dept. 88-A-701
300 One Tandy Center,
Fort Worth, TX 76102

Radio Shack®
The Technology Store™
A DIVISION OF TANDY CORPORATION

Prices apply at participating Radio Shack stores and dealers. Multi-Pak Interface shown with computer and software, not included.



The future is "in the chips"



CoCo Has All the Answers

By Logan Ward

Remember the Magic 8 Ball? It was the black spherical object that knew all and could tell all. When you asked the ball a question and shook it, it predicted the future (or a reasonable facsimile). Does this bring back memories? Longing for that old 8 ball? Look no further. *Magic 3 Ball* is here!

Magic 3 Ball works exactly the same as the old 8 Ball. Once the program is loaded and run, ask a question — any question: Will I become a millionaire? Will there be a CoCo 4? Press any key and an answer will appear. After

Logan Ward lives in Memphis, Tennessee, and is studying electronics technology and computer engineering at the State Technical Institute. He is head technician and service manager at The Computer Center, and his hobbies include custom programming and creating pictures with CoCo Max.

a few seconds, the answer box will clear, and *Magic 3 Ball* will be ready for another question. This makes the program great for parties, get-togethers and psychic convocations.

Magic 3 Ball has 16 different answers — six positive, six negative and four indifferent. These answers can be customized to fit any need and are found as data in lines 750 and 760. *Magic 3 Ball* also supports the Radio Shack Speech/Sound Pak, allowing all answers to be spoken. This makes asking questions even more exciting.

Q: Will Magic 3 Ball give hours of fun and laughs?
A: All signs point to yes.

(Questions about this program may be addressed to the author at 2774 Lakeside Dr., Memphis, TN 38134. Please enclose an SASE for a reply.)

✓	200	243
	300	12
	500	169
	690	151
	END	44

The listing: MAGIC3

```

1Ø '*****
*
2Ø '          MAGIC 3 BALL
3Ø '          (C) 1987 LOGAN R. WARD
4Ø '          2774 LAKESIDE DR.
5Ø '          MEMPHIS, TN 38134
6Ø '*****
*
7Ø 'THIS PROGRAM SIMULATES THE O
LD MAGIC EIGHT BALL FROM YEARS P
AST. TO GET AN ANSWER, PRESS ANY
KEY
8Ø POKE65497,Ø:DIM P(15),Q(14),S
(14),A$(19),B$(19)
9Ø A=16Ø:B=96:F=Ø:G=.5
1ØØ WIDTH4Ø:HSCREEN2
11Ø 'READ DATA
12Ø FOR P=Ø TO 15:READ P(P):PALE
TTE P,P(P):NEXTP
13Ø FOR Q=1 TO 14:READ Q(Q):READ
S(Q):NEXTQ
14Ø FOR I=1 TO 7:READ R(I):NEXTI
15Ø FOR I=1 TO 19:READ A$(I):REA
D B$(I):NEXTI
16Ø CLS1:HCOLOR6,Ø:GOSUB47Ø
17Ø 'DRAW CHARACTERS
18Ø HDRAW"BM21,8;C4;"A$:HDR
AW"BM39,8;"C$
19Ø HDRAW"BM21,45;C5;"A$:HDR
AW"BM21,45;"B$:HDR
AW"BM39,45;"C$:
HDR
AW"BM21,59;"B$
2ØØ HDRAW"BM21,82;C7;"A$:HDR
AW"BM21,82;"B$:HDR
AW"BM21,111;"B$:
HDR
AW"BM39,97;"D$:HDR
AW"BM35,9
7;"E$
21Ø HDRAW"BM29,119;C11;"A$:HDR
AW"BM21,156;C12;"A$:HDR
AW"BM21,1
56;"B$:HDR
AW"BM21,185;"B$
22Ø HDRAW"BM295,8;C13;"F$:HDR
AW"BM276,8;"B$:HDR
AW"BM276,23;"B$
$:HDR
AW"BM276,37;"B$
23Ø HDRAW"BM276,45;C14;"A$:HDR
AW"BM276,45;"B$:HDR
AW"BM276,59;"
+B$:HDR
AW"BM278,74;"B$:HDR
AW"BM
293,45;"D$:HDR
AW"BM295,59;"D$
24Ø HDRAW"BM276,82;C4;"A$:HDR
AW"BM276,82;"B$:HDR
AW"BM295,82;"
+C$:HDR
AW"BM276,96;"B$
25Ø HDRAW"BM276,119;C5;"A$:HDR
AW"BM276,148;"B$:HDR
AW"BM276,156

```

Now Create Your Own Signs, Banners, and Greeting Cards.

Introducing The Coco Graphics Designer

Last Christmas we introduced our COCO Greeting Card Designer program (see review April 86 Rainbow). It has been so popular that we've now expanded it into a new program called the COCO Graphics Designer. The COCO Graphics Designer produces greeting cards plus banners and signs. This program will further increase the usefulness and enjoyment of your dot matrix printer.

The COCO Graphics Designer allows you to mix text and pictures in all your creations. The program features picture, border, and character font editors, so that you can modify or expand the already built in libraries. Plus a special "grabber" utility is included to capture areas of high resolution screens for your picture library.

Requirements: a Coco or Coco II with a minimum of 32K, One Disk Drive (Disk Ext. BASIC 1.0/1.1, ADOS, or JDOS). Printers supported include: Epson RX/FX, GEMINI 10X, SG-10, NX-10, C-Itoh 8610, DMP-100/130/400/430, Seikosha GP-100/260, Legend 808 and Gorilla Banana. Send a SASE for complete list of compatible printers. #C332 Coco Graphics Designer \$29.95

Over 100 More Pictures

An optional supplementary library diskette containing over one hundred additional pictures is available. #C333 Picture Disk #1 \$14.95.

Colored Paper Packs

Now available are packs containing 120 sheets of tractor-feed paper and 42 matching envelopes in assorted bright RED, GREEN, and BLUE. Perfect for making your productions unforgettable. #C274 Paper Pack \$19.95



With Zebra's COCO Graphics Designer it's easy and enjoyable making your own greeting cards, signs, and banners.

NEWS FLASH! CGP-220 and DMP-105 NOW SUPPORTED

As of June 1, 1987 we are shipping version 2.3 of the CoCo Graphics Designer. This version includes drivers for the CGP-220 and DMP-105 printers, and improved menu dialogs for single disk drive users. By the time this issue appears in print we will probably also have added Okidata printer drivers - check with us if you have an Okidata.

Ordering Instructions: All orders add \$3.00 Shipping & Handling. UPS COD add \$3.00. VISA/MC Accepted. NY residents add sales tax.

Zebra Systems, Inc.
78-06 Jamaica Ave.
Woodhaven, NY 11421
(718) 296-2385

NEW FROM ARK ROYAL!

NEW	Pro Football: Strategy Gridiron game (CC3 128K HR B)	\$20
NEW	Okinawa: The Big Invasion (CC64K D HR ML)	\$27
NEW	Blitzkrieg West: A Bigger Bulge (CC64K D HR ML)	\$27
NEW	Bataan: Historical & Hypothetical games in one (CC64K D HR ML)	\$29
NEW	Desert Fox: Rommel (CC64K D HR MLS)	\$27
NEW	Task Force: Modern Naval War in the Med (CC64K D HR MLS)	\$27
UPGRADED	D DAY: The 6th of June (CC64K HR ML)	\$25
UPGRADED	Battle Hymn: Battle of Gettysburg (CC64K D HR ML)	\$25
UPGRADED	Company Commander: Squad level Wargame (CC32K SG MLS) (House to House Module included in Company Commander) Additional Models for Company Commander 3.0 River Crossing	\$17
NEW	Gemini	\$17
NEW	Cauldron	\$17
NEW	Beach Head	\$17
	Fire One! Submarine Simulation (CC3 D HR B)	\$25
	Luftflotte: Battle of Britain (CC32K SG MLS)	\$25
	Stalingrad: The turning point. (CC64K HR ML)	\$25
	Final Frontier: War in Space (CC32K D HR MLS)	\$25
	Fire & Steel: Waterloo Campaign (CC64K D HR MLS)	\$22
	Barbarossa: The War in Russia (CC64K HR ML)	\$22
	RedStar: Nato vs Warsaw Pact (CC32K D HR ML)	\$22
	DarkHorse: RedStar Sequel (CC64K D HR ML)	\$22
	Midway: The Turning Point in the Pacific (CC32K HR MLS)	\$20
	Escape From Denna: Dungeons! (CC32K SG MLS)	\$15
	Tunis: War in the Desert (CC32K SG B)	\$15
	Battle of the Bulge 1 or 2 player (CC32K SG B)	\$15
	Phalanx: Alexander the Great (CC32K HR ML)	\$15
	Rubicon II: Invasion game (CC32K SG B)	\$10
	Guadalcanal: America Strikes Back (CC32K SG MLS)	\$10
	Waterloo: Napoleon (CC32K SG MLS)	\$10
	Bomber Command: Strategic Bombing Mission (CC32K SG MLS)	\$10
	Kamikaze: Naval War in the Pacific (CC32K HR B)	\$10
	Starblazer: Strategy Star Trek (CC32K SG MLS)	\$10
	Mission Empire: Build an Empire in Space (CC32K SG B)	\$10
	Galactic Taipan: Economics in Space (CC32K SG B)	\$10
	Keyboard General: Bi-monthly newsletter yearly sub	\$15
	Barbarossa, Luftflotte, Battle Hymn (256K) available Tandy 1000	
	New for the Tandy 1000:	
	Gray Storm Rising: War in the North Atlantic	\$25
	Codes CC — Color Computer, all versions CC3 CoCo 3 only	
	D — Disk only (no D means program available tape or disk)	
	HR — High Resolution SG — Semigraphics ML — Machine Language	
	MLS — Machine Language Subroutines B — Basic	

Write for free catalog!

(Upgrades may be acquired for \$5. Original tape or disk must be returned with order.)

Prices on all programs include shipping costs to USA and Canada. Others add \$3.00. COD's available in USA only, add \$3.50. Personal Checks accepted with no delays in USA. Others send M.O. or Bank Draft in US funds. Programs shipped within 24 hours except on weekends. Color Computer and Tandy 1000, TM Tandy Corp. Florida residents add 5% sales tax.

Canadians may order direct from: **M & M Software**, #203 818 Watson Cres., Dawson Creek, B.C. V1G 1N8. Write M & M Software for information.

ARK ROYAL GAMES
P.O. Box 14806
Jacksonville, FL 32238
(904) 786-8603




```

;C7;" +A$:HDRAW"BM276,185;" +B$
260 'DRAW BALL
270 FOR I=1 TO 14STEP2:HCIRCLE(A
,B),B,Q(I),S(I),F,G
280 IF I+1>7 THEN F=.5:G=1
290 HCIRCLE(A,B),B,Q(I+1),S(I+1)
,F,G
300 HPAINT(A,R((I+1)/2)),Q(I),Q(
I)
310 NEXT I
320 FOR W=17 TO 19:GOSUB400:NEXT
W
330 I$=INKEY$:IF I$<>" THEN GOS
UB390
340 FOR I=13 TO 1 STEP-1:X=RND(6
3):PALETTEQ(I),X:NEXTI
350 ON BRK GOTO700
360 IF SS=1 THEN S=RND(200):SOUN
DS,1
370 GOTO330
380 'PRINT ANSWER
390 W=RND(16)
400 HCOLOR9,0:HLINE(110,85)-(210
,105),PSET,BF
410 A2=LEN(A$(W)):B2=LEN(B$(W)):
A1=(40-A2)/2:B1=(40-B2)/2
420 HCOLOR15,0:HPRINT(A1,11),A$(
W):HPRINT(B1,12),B$(W)
430 IF W<18 THEN GOSUB550 ELSE F
OR N=1 TO 3000:NEXTN
440 IF W=19 THEN GOSUB670
450 HCOLOR11,0:HLINE(110,85)-(21
0,105),PSET,BF
460 RETURN
470 A$="D30;R3;U15;L1;D14;L1;U29
"
480 B$="R18;D1;L18"
490 C$="D30;R1;U30"
500 D$="D15;R1;U15"
510 E$="R4;D1;L4
520 F$="D30;L3;U15;R1;D14;R1;U29
"
530 RETURN
540 'SPEECH ROUTINE
550 POKE65496,0:S$=A$(W)+CHR$(32
)+CHR$(32)+B$(W):K=&HFF00:L=&HFF
7E
560 POKEK+1,52:POKEK+3,63:POKEK+
35,60
570 GOSUB590
580 RETURN
590 FOR I=1 TO LEN(S$)
600 IF PEEK(L) AND 128=0 THEN 60
0
610 POKEL,ASC(MID$(S$,I,1))
620 NEXT I
630 IF PEEK(L) AND 128=0 THEN 63
0
640 POKEL,13

```

```

650 FOR SD=1 TO 1300:NEXTSD
660 POKE65497,0:RETURN
670 Z$=INKEY$
680 IF Z$="Y" THEN SS=1:RETURN
690 IF Z$="N" THEN SS=0:RETURN E
LSE GOTO670
700 POKE65496,0:END
710 DATA 3,25,0,34,36,38,56,20,8
,1,20,63,8,40,60,63
720 'DATA 4,20,5,30,7,60,11,96,1
2,132,13,152,14,172
730 DATA 4,1,4,.75,5,.75,5,.5,7,
.5,7,.25,11,.25,11,.25,12,.25,12
,.5,13,.5,13,.75,14,.75,14,1
740 DATA 172,152,132,96,60,30,20
750 DATA THINK HARDER,TRY AGAIN,
SEEK ANSWER,LATER,DO NOT BET,ON
IT,OUTLOOK,GREAT,MORE THAN,LI
KELY,YOU CAN,COUNT ON IT,OUTLO
OK NOT,VERY GOOD,SOURCES,SAY N
O,ALL SIGNS,POINT TO YES,FORECA
ST,AWFUL,LOOKS LIKE,THUMBS DOWN,
BETTER NOT,SAY NOW
760 DATA REPLY CLOUDY,TRY AGAIN
,VERY,UNCERTAIN,WITHOUT,QUESTION
,LOOKS LIKE,A YES,MAGIC,3 BALL,
(C) 1987,LOGAN WARD,SOUND,<Y> OR
<N>

```

*If you're still plugging printed
circuit cards into your*

CoCo 1

CoCo 2

CoCo 3

without a card guide . . .

CUT IT OUT.

Write or call for a free brochure describing
printed circuit cards and guides designed
for the CoCo expansion port. **Bare cards
or with connector for disk controller.**

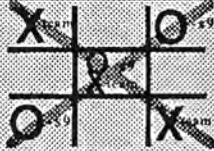
206 782-6809

ROBOTIC MICROSYSTEMS



BOX 30807 SEATTLE, WA 98103

XTEAM & OS-9



BOTH WINNERS

All of our OS-9 products work with:
OS-9 version 1
OS-9 version 2
OS-9 Level 2

XTERM

OS-9 Communications program.

- Menu oriented
- Upload/download. Ascii or XMODEM protocol
- Execute OS-9 commands from within XTERM
- Definable macro keys
- Works with standard serial port, RS232 PAK, or PBJ 2SP Pack, Includes all drivers.
- Works with standard screen. XSCREEN, WORDPAK or DISTO 80 column board.

\$49.95 with source **\$89.95**

XDIR & XCAL

- Hierarchical directory
- Full sorting
- Complete pattern matching
- OS-9 calculator
- Decimal, Hex, Binary
- +, -, *, /, AND, OR, XOR, NOT

\$24.95 with source **\$49.95**

XDIS

OS-9 disassembler

\$34.95 with source **\$54.95**

HARDWARE

512k memory upgrade	\$80.00
Printers	
Citizen 120D	CALL
Star NP10	CALL

XWORD

OS-9 word processing system

- Works with standard text screen, XSCREEN, WORDPAK, or DISTO
- True character oriented full screen editing
- Full block commands
- Find and Replace commands
- Execute OS-9 commands from within
- Proportional spacing supported
- Full printer control, character size, emphasized, italics, overstrike, underline, super/sub-scripts
- 10 header/footers
- Page numbering in decimal or Roman numerals
- Margins and headers can be set different for even and odd pages

\$69.95 with source **\$124.95**

XMERGE

Mail merge capabilities for XWORD

\$24.95 with source **\$49.95**

XSPELL

OS-9 spelling checker, with 20000 and 40000 word dictionaries

\$39.95

XTRIO

XWORD/XMERGE/XSPELL

\$114.95 with XWORD/XMERGE source **\$199.95**

XED

OS-9 full screen editor

\$39.95 with source **\$79.95**

AND FOR RS DOS ...

SMALL BUSINESS ACCOUNTING

This sales-based accounting package is designed for the non-accounting oriented businessman. It also contains the flexibility for the accounting oriented user to set up a double entry journal with an almost unlimited chart of accounts. Includes Sales Entry, transaction driven Accounts Receivable and Accounts Payable, Journal Entry, Payroll Disbursement, and Record Maintenance programs. System outputs include Balance Sheet, Income Statement, Customer and Vendor status Reports, Accounts Receivable and Payable Aging Reports, Check Register, Sales Reports, Account Status Lists, and a Journal Posting List.

\$79.95

INVENTORY CONTROL/SALES ANALYSIS

This module is designed to handle inventory control, with user defined product codes, and produce a detailed analysis of the business' sales and the sales force. One may enter/update inventory data, enter sales, run five sales analysis reports, run five inventory reports, set up product codes, enter/update salesman records, and update the SBAP inventory.

\$59.95

PAYROLL

Designed for maintaining personnel and payroll data for up to 200 hourly and salaried employees with 8 deductions each. Calculates payroll and tax amounts, prints checks and maintains year-to-date totals which can be automatically transferred to the SBA package. Computes each pay period's totals for straight time, overtime and bonus pay and determines taxes to be withheld. Additional outputs include mailing list, listing of employees, year-to-date federal and/or state tax listing, and a listing of current misc. deductions. Suited for use in all states except Oklahoma and Delaware.

\$59.95

PERSONAL BOOKEEPING 2000

Handles 45 accounts. Enters cash expenses as easily as checks. Handles 26 expense categories. Menu driven and user friendly.

\$39.95

ACCOUNTS RECEIVABLE

Includes detailed audit trails and history reports for each customer, prepares invoices and monthly statements, mailing labels, aging lists, and an alphabetized customer listing. The user can define net terms for commercial accounts or finance charges for revolving accounts. This package functions as a standalone A/R system or integrates with the Small Business Accounting package.

\$59.95

ACCOUNTS PAYABLE

Designed for the maintenance of vendor and A/P invoice files. The system prints checks, voids checks, cancels checks, deletes cancelled checks, and deletes paid A/P invoices. The user can run a Vendor List, Vendor Status report, Vendor Aged report, and an A/P Check Register. This package can be used either as a standalone A/P system or can be integrated with the Small Business Accounting Package.

\$59.95

MICROTECH CONSULTANTS INC.

1906 Jerrold Avenue
St. Paul, MN 55112

Dealer Inquiries Invited
Author Submissions accepted
OS-9 is a trademark of Microware



Ordering Information

Add \$3.00 shipping & handling, MN residents add 6% sales tax.
Visa, Mastercard, COD (add \$2.50), personal checks.

(612) 633-6161

under
\$25

Gift Buyer's Guide

Looking for just the right gift for that special CoCo someone? Look no further — our Gift Buyer's Guide has a full selection of prized delights in price categories sure to please even old Scrooge!


(For ordering information on these gift buyer's selections, see Page 61.)



Add a personal touch to seasonal letters and announcements with decorative printer paper. From Computer Creations, \$10 per package of 100 sheets.



Art Deli is a smorgasbord of graphic treats for all occasions. From Specialty Projects, \$12.95; set of 10 disks, \$99.95.



Don your baker's hat for a fun-filled time with *Donut Dilemma*. From Tom Mix Software, \$24.95.



A little CoCo mouse can sleep tight in this handy MousePouch. From H&H Enterprises, \$5.95. Put a CoCo 2 or 3 keyboard at your finger tips with the CoCo keyboard Extender Cable. From Spectrum Projects Inc., \$19.95.



Pyramix offers animation, graphics and sound in a challenging game of arcade fun. From Dr. Preble's Programs for the CoCo 3, \$24.95.

under
\$50



Koronis Rift, a shoot-'em-up space Adventure, takes full advantage of the CoCo 3 and OS-9 Level II. From Epyx, \$29.95. Available in Radio Shack stores nationwide.



Screen Star and *OS-9 Text Formatter* provide all the capabilities of word processing for the CoCo 1, 2 and 3. From Computerware, *Screen Star*, \$49.95; *OS-9 Text Formatter*, \$34.95; both for \$74.95.



Donald Duck's Playground turns learning into child's play on the CoCo 1, 2 and 3. From Sierra On-Line, \$34.95. Available in Radio Shack stores nationwide.



The adventures of *Winnie the Pooh in the Hundred Acres Wood* will delight your favorite youngster. From Sierra On-Line, \$34.95. Available in Radio Shack stores nationwide for the CoCo 1, 2 and 3.



A gift subscription to THE RAINBOW, complete with magazine binders, will be remembered long after the holiday season ends. Or take advantage of the Rainbow Bookshelf specials for that "something extra."

	Visible Objects Gaping gap
	Inventory Lever Bucket and rope

Spray bug
 The bug wrinkles up its chitinous nose and leaves.
 Look creeper
 It looks like it would only just take my weight.
 Look gap
 It's a doddle!
 Look bridge
 I don't have that.

Caladuril Flame of Light is a unique graphics Adventure game sure to please any CoCoist. From Diecom Products, Inc., \$28.95 U.S.; \$38.95 CND.

under
\$100



Explore the full potential of the Color Computer with Tandy's OS-9 Level Two Development System (\$99.95), OS-9 Level Two (\$79.95), and Deskmate 3 (\$99.95). Available in Radio Shack stores nationwide.



Enjoy the sounds of silence with the Printer Muffler 80 from Kensington Microware Ltd., \$59.95.

over
\$100



The Color Computer 3 unveils the mystery of graphics and animation, spreadsheets and databases, education and Adventure. A great gift for any age. From Tandy Corporation, \$199.95; CM-8 monitor, \$299.95. Available in Radio Shack stores nationwide.



Color Max 3 brings CoCo 3 graphics creations to life with color and detail. From Computize, Inc., \$59.95.

over
\$100



The Avatex 2400 Modem opens the door to communications. From Cinsoft, \$229; with RS-232 cable and Autoterm 6.0, \$269.




The Citizen 120D Printer Package is the perfect complement to any CoCo system. From Dayton Associates of W.R. Hall, Inc., \$229.95. This versatile Unistand dresses up any printer. From MicroComputer Accessories, Inc., \$19.95.



CoCo *Midi 2* and the Color Computer add music to all the holiday festivities. From Speech Systems, \$149.95.



This Magnavox RGB Monitor 80 (Model 8CM515) from Howard Medical Computers provides plenty of resolution and an excellent display, \$298; CoCo 3 cable, \$19.95 with monitor purchase.



Desktop publishing gets better with the new Tandy LP-1000 Laser Printer, \$2,199. Available in Radio Shack stores nationwide.

Products listed in the Gift Buyer's Guide are available from the following companies:

Cinsoft
2335 Losantiville
Cincinnati, OH 45237
(513) 396-SOFT

Computer Creations
P.O. Box 3744
Long Beach, CA 90803
(213) 434-2655

Computerware
4403 Manchester Avenue
Encinitas, CA 92024
(619) 436-3512

Computize, Inc.
P.O. Box 207
Langhorne, PA 19047
(215) 946-7260

Dayton Associates of
W.R. Hall, Inc.
7201 Claircrest Bldg. C
Dayton, OH 45424
(513) 236-1454

Diecom Products, Inc.
6715 Fifth Line
Milton, Ontario
Canada L9T 2X8
(416) 878-8358

Dr. Preble's Programs
6540 Outer Loop
Louisville, KY 40228
(502) 241-6474

H&H Enterprises
Box 2672
Corona, PA 91718
(714) 737-1375

Howard Medical Computers
1690 North Elston
Chicago, IL 60622
(800) 443-1444

Kensington Microware Ltd.
251 Park Avenue S
New York, NY 10010
(212) 475-5200

MicroComputer Accessories, Inc.
5405 Jandy Place
P.O. Box 66911
Los Angeles, CA 90066
(213) 301-9400

Tom Mix Software
4285 Bradford NE
Grand Rapids, MI 49506
(616) 957-0444

Specialty Projects
4810 McCrory
Memphis, TN 38122
(901) 682-8737

Spectrum Projects, Inc.
P.O. Box 264
Howard Beach, NY 11414
(718) 835-1344

Speech Systems
38 W. 255 Deerpath Road
Batavia, IL 60510
(312) 879-6880



Hardware Special Communications Package

300/1200 baud Fully Hayes
compatible
Modem - 2 Year Warranty

\$129.00
[Modem & Cable]

300/1200/2400 baud
Fully Hayes
Compatible Modem - CCITT
2 Year Warranty

\$249.00
[Modem & Cable]

Software

'KEEP-TRAK' General Ledger Reg. \$69.95—Only \$39.95

"Double-Entry" General Ledger Accounting System for home or business: 16k, 32k, 64k. User-friendly, menu-driven. Program features: balance sheet, income & expense statement [current & 'YTD'], journal, ledger, 899 accounts [2350 entries on 32k & 64k [710 accounts & entries on 16k] [disk only]. Version 1.2 has screen printouts.
Rainbow Review 1 1 - 9/84 1.2-4/85

'OMEGA FILE' Reg. \$69.95—ONLY \$24.95

Filing data base. File any information with Omega File. Records can have up to 16 fields with 255 characters per field [4080 characters/record]. Sort, match & print any field. User friendly menu driven. Manual included [32k/64k disk only].
Rainbow Review 3/85. Hot CoCo 10/85

BOB'S MAGIC GRAPHIC MACHINE

Can generate BASIC code to use in your programs. Easy drawing and manipulation of circles, ellipses, boxes, lines and ARCS. Single joystick operation with on line HELPS at all times. Allows text on the graphics screen & movement of objects on the screen. Can be used as a stand-alone graphics editor. Instruction Manual. **GRAPHICS EDITOR. REG. \$39.95—ONLY \$24.95** for disk or tape. 64k ECB.
Rainbow Review 7/85, Hot CoCo 9/85 "The graphics bargain of the year"

'KEEP-TRAK' Accounts Receivable.

Features: auto interest calculation, auto ageing of accounts, installment sales, total due sales, explanation space as long as you need, detailed statements, 'KEEP-TRAK' General Ledger tie in, account number checking, credit limit checking & more. User friendly/menu driven. Includes manual. **\$39.95** or **\$49.95** General Ledger & Accounts Receivables. [Disk Only].

'COCO WINDOWS'

With hi-res character display and window generator. Features an enhanced key board [clicks] and 10 programmable function keys. Allows the user to create multiple windows from basic. Includes menu driven printer setup and auto line numbering. Four function calculator, with memory. The above options can be called anytime while running or writing in BASIC. **APPLE PULL YOUR DRAPES. YOU DON'T WANT TO SEE THIS. \$24.95** [disk or tape] includes manual.



THE OTHER GUYS CoCo

55 North Main Street
Suite 301-D
PO Box H
Logan Utah 84321



(801) 753-7620
(800) 942-9402

[Add \$3.00 for postage & handling]

C.O.D., Money Order, Check in U.S. Funds [Please specify if J&M controller]

**NEW FREE
CATALOG**

Some Helpful Improvements

By Cray Augsburg
Rainbow Technical Editor

Marc Genois (MARGENOIS) of Beauport, Quebec, has found that *Greg-E-Term* works quite well through the CoCo 3's rear serial port at 2400 baud. For those who want to go this route, Marc suggests the following steps:

- 1) Type LOADM"GTERM" and press ENTER.
- 2) Type POKE&H15AF,1:POKE&H15B0,&H74:POKE&H15B7,&H1A and press ENTER.
- 3) Enter SAVEM"GTERM",&HE00,&H652C,&HE00

After these changes, the 110 baud option of *Greg-E-Term* will cause the program to run at 2400 baud through the serial port. Marc reports that he has no problem with lost characters or garbage when using *Greg-E-Term* in this manner.

A New Report Form

For the convenience of CoCo SIG users, **Jim Reed** (JIMREED), manager of the CoCo SIG, has created a new online form. This new form is designed to allow users to report problems with their RAINBOW magazine subscriptions. This form will also allow Falsoft personnel to more efficiently handle your problem, thereby reducing the time required to achieve a proper solution.

To get to the form, you must first enter the Rainbow Magazine Services

Cray Augsburg is RAINBOW's technical editor and has an associate's degree in electrical engineering. He and his wife, Ruth Ann, have two children and live in Louisville, Kentucky. His username on Delphi is CRAY.

section of the SIG. This is accomplished by entering RAIN at the main CoCo SIG prompt. Once there, simply enter REPORT (for Report Subscription Problem) and you will be taken into the

proper form. Once you have selected this form, you only need to answer a few simple questions.

You will first be asked to confirm that you are reporting a problem or making

Database Report

SIGop **Greg Law** (GREGL) has set aside two new topics in his database: the Programmers Den topic and a Tutorials and Education topic. Greg hopes to have development programs placed in the Programmers Den area where programmers can help each other debug and beta test them. The Tutorials and Education topic is for the wealth of tutorials that are being written by avid OS-9 users to help each other.

In the Users Group topic area, Greg Law posted *DISASM*, an OS-9 disassembler, with documentation and source code; several CoCo configuration modules for *Dynacalc*, *DynaStar* and *RMS*; a smart terminal program called *COMM*, written in BASIC09; a clock driver for the Computerware 6800 CL4 CalClock/Timer board, including source code; *CHVOLNAM*, a BASIC09 program that changes the name of a volume; a filecheck utility that determines file status of the specified input file; *CAL*, a simple little program that demonstrates two useful properties of Julian dates; *GOTOXY* modules for Level II standard *DynaStar*; a utility to allow a user to change his or her password, and a BASIC09 utility to interactively change the terminal configuration.

In the Utilities topic area, **Peter Durham** (PEDXING) posted *SORTDIR.AR*, a C program to sort directories. Complete C source is included. Peter also uploaded *OS9P3*, a kernel extension module for Level II CoCo

OS-9 that adds full-text "printer" style error messages. Source code is also included. **George Janssen** (GBJANSSEN) sent an updated version of his fine *PAK*, *FILEX.PAK* and *FILES.PAK* utilities. Greg Law posted *RS-COPY*, which allows *TRSCOPY* to work correctly under Level II. **Michael Washburn** (COMPZAP) sent us *PAUSE.B09* — a BASIC09 source file to set pause for the current window, and *PRINT.B09*, a window print command for Gemini and Star printers.

In the Tutorials and Education topic area, **Brian Wright** (POLTERGEIST) uploaded an article that explains some of the basic OS-9 concepts. **Andrew Ellinor** (CROPPER) sent us an article he wrote explaining the concepts of operating systems. It also explains many of the great features of Level II to CoCo 3 owners who have not yet purchased it.

In the Patches topic area, Greg Law provided *PASCAL.FIX*, a modpatch script file for patching PASCAL to work properly under Level II, and *LOGIN.FIX*, a modpatch script file for patching the Level I Login command to work with Level II.

In the Graphics topic area, **Dale Puckett** (DALEP) uploaded the *KISSDraw* program from his column in RAINBOW. Dale hopes to see the continuing evolution of *KISSDraw* become a CoCo community project. **Dave Archer** (DAVEARCHER) sent us his *FONTE* program, which is a simple font editor for

an inquiry about your subscription. Simply press Y for yes or N for no and then press ENTER. After this, you will be asked for your subscription number and expiration date. This information can be found on the label of your copy of the RAINBOW.

Next, you will need to enter your full name and address. Most importantly, we must have your full name and address to properly handle a situation. All too often we receive messages from such users as IXZ1966 saying, "My subscription just ran out . . . please extend it." The user has included neither his real name nor his address. There is very little we can do with such a request. Even if IXZ1966 has filled out a user profile in the Member Directory section of the SIG (something all users should do), we still don't have any idea what his subscription number and expiration date are. Indeed, since we publish several magazines, we don't even know to which magazine IXZ1966 is referring. And his complete address may not be given in

his user profile.

Finally, you will be given plenty of space to leave your report/inquiry. Just enter up to 20 lines of text and press CONTROL-Z when you are done. You will then be allowed to make suggestions to the RAINBOW staff.

It really is a simple matter to use this form. We do encourage its use as well as use of the many other forms in the Rainbow Magazine Services section of the SIG. From here you can order RAINBOWfest tickets as well as subscriptions to RAINBOW. You can also report address changes and even ask questions of our technical experts. The main thing is to explore the CoCo SIG and learn to use it to its fullest.

Where It's @

Some of you might have noticed a peculiar thing while accessing Delphi through Telenet. If you should happen to press the '@' key as the first character on a line and then immediately follow it with a carriage return (ENTER), you

will quickly find yourself at the Telenet prompt. However, short of typing CONT or HANG and pressing ENTER, there is nothing you can do. CONT will return you to where you were on Delphi and HANG will disconnect Telenet. Typing HELP, INFO, C DELPHI or any other text besides CONT will result in Telenet echoing a question mark to your screen.

Now, on most computers, this really isn't that big a deal. On the CoCo, however, the '@' key is located just above the ENTER key. I don't know about you, but at least once during any given computing session I will go for the ENTER and accidentally press the '@' key, my finger sliding off that one right into the ENTER key. Needless to say, if I am on Delphi, I find myself in a funny predicament. So, be forewarned! It can happen to the best of us. Just remember that a simple CONT followed by an ENTER will take you right back where you left off. Just press ENTER once more and the current Delphi prompt will be redisplayed. □

Level II written in BASIC09. **Steve Clark** (STEVECLARK) uploaded a utility to display PMODE 4 graphics under OS-9 Level II windows.

CoCo SIG

In the General topic area, **Kevin Nickols** (NICKOLS) presented us with the August issue of the *Tandy Newsletter*. **Jim Reed** (JIMREED) provided more information on the pending FCC rate hike action, while **Brian Wright** sent us another outline of the FCC proposal.

In the Source Code topic area, **Doug Masten** (DMASTEN) provided us with a fast disk duplicating utility for 512K CoCo 3s.

In the Utilities topic area, **Roger Krupski** (HARDWAREHACK) sent us his patches for Disk *EDTASM* to allow it to run correctly on the CoCo 3. **Brandon Knight** (KNIGHTI) sent us two BASIC programs, one to disable a disk controller under software control, and a second program that "locks out" unused granules, making a disk appear full. **Gerry Thomas** (INET191) sent us a useful editing utility for removing linefeed and nulls from downloaded text files. The program makes use of the special graphics available on the CoCo 3. **Ira Goldwyn** (IRAG) sent us *TC12*, the latest version of an archiving and de-archiving utility. The original BASIC program was written by John Lauro, and he has completely redone this version in fast machine language. **Marc Genois** (MARGENOIS) uploaded his version of a similar program, called *Archives*, for Disk BASIC Version 1.1 only. Marc's version is also written in efficient machine language. **Marlin Simmons** (LINLEE) posted a set of patches called *ARCMOD* to the BASIC version of *ARC* to make it usable

with Disk BASIC 1.0 systems. **Eric Robichaud** (EGROBICHAUD) sent us his short but useful matrix manipulation programs. **Jim Sparks** (ESCOMAN) sent us his program *MAKEBAS* that will read an ASCII data file from disk and make a BASIC program from that data. It's great for those who don't have a SCAN command. **Dave Ferreira** (SKEEVE) uploaded his very latest version of the popular Omega file utilities. **Glen Hathaway** (HATHAWAY) also favored us with a revised edition of his popular *Snap* disk editor.

In the Hardware Hacking topic area, **Marty Goodman** (MARTYGOODMAN) provided another informative hardware article, this one detailing the problems faced by owners of the Radio Shack Direct Connect Modem Pack. It suggests various sorts of fixes for these problems, and includes a description of how to modify the pack so that it occupies the same addresses as those used by the RS-232 pack, allowing it to work with software that formerly would support only the RS-232 pack.

In the Games topic area, **John Brennan** (FIREFLY) sent us the great *Battle at Vulcan* game, and **Michael Schneider** (MSCHNEIDER) provided a set of patches to selected games to allow the use of an RGB monitor with them.

In the Graphics topic area, **Jason Forbes** (COCO3KID) sent us some of his favorite digitized pictures, including a picture of "Ron Headroom." **Michael Schneider** sent us MGE pictures of two lovely female faces and one of the cartoon character Spiderman. **Richard Trasborg** (TRAS) sent us a picture of Erik Gavriluk and Greg Miller that was digitized from the pages of RAINBOW. **James Farmer** (MODEMMASTER) uploaded an original drawing that he called

"Spacewar." **Craig Luecke** (LUECKE) sent us an MGE picture promoting RAINBOW magazine. **Ira Goldwyn** uploaded three ARCD files that contained a total of 17 digitized photos. **Erik Gavriluk** (ERIKGAV) uploaded an outstanding pair of machine language utilities to allow CoCo 3 owners to view DS-69B digitized pictures. **Eric Robichaud** sent us three outstanding Macintosh pictures that can be viewed by Erik Gavriluk's utilities. He also sent us three more MGE pictures, including an interesting picture of Alfred E. Neuman. I uploaded some MGE scenes from across the U.S. — a picture of a youth skateboarding in space, and another colorful picture of Donald Duck.

In the Music topic area, **John Brennan** uploaded his "Tuner Helper" for guitars. (Honest, that's what he called it!) **Pete Ellison** (UCFER) sent us 10 of his great musical favorites, including the Toyota theme song and music from the Burger King and McDonald's commercials. All *MUSICA* users will want these. **Randy Cassel** (BBTROLL) sent us his rendition of "Music Box Dancer," and some more four-part harmony.

In the Data Communications topic area, **Mike Ward** (MIKEWARD) provided *RLETERM*, an interesting graphics terminal program. *RLETERM* is a "no frills" terminal program that will convert an RLE picture into a screen image as it's being sent to your computer. You may see the picture being built while you're online. (This grouping also included three RLE pictures drawn by Ana Landa for your use in demonstrating *RLETERM*.)

— Don Hutchison
Database Manager
Rainbow CoCo SIG

Getting Started with Delphi

By Don Hutchison
Rainbow's Delphi Database Manager

Many new CoCo users have heard about Delphi and also about RAINBOW's efforts to bring the CoCo community together online. The concept of a nationwide network and a national information service is quite new and intriguing to most, but a little mystifying to new users. What I'd like to do here is answer some of the questions that potential Delphi users may have.

What is Delphi?

It's an information service. It operates on large computers that are located near Boston, Mass. Computer hobbyists can hook up to these computers via phone lines from almost anywhere in

Don Hutchison is an electrical engineer and lives in Atlanta, Georgia. He works as a senior project engineer involved in the design of industrial control systems. On Delphi, Don is the Database Manager of the RAINBOW CoCo SIG. His Delphi username is DONHUTCHISON.

the world. Once connected to Delphi, you have instant access to a vast amount of information and services, such as airline schedules, financial news, electronic mail, magazines, books, shopping services, news, weather, sports and groups dedicated to CoCo users.

What does RAINBOW have to do with Delphi?

THE RAINBOW operates "The CoCo SIG" and "OS-9 Online," two of the Special Interest Groups (SIGs) on Delphi. THE RAINBOW doesn't own Delphi, nor does Delphi own THE RAINBOW. THE RAINBOW simply uses the equipment and services that Delphi furnishes in order to provide a place for CoCo enthusiasts to meet and share ideas. Your connect charges pay for your access to this service.

Do I need anything special to use Delphi?

You can access Delphi using your CoCo, a telephone, a special device called a modem, and a suitable terminal program. This will make it possible for you to use your CoCo to access all of the services available on Delphi.

What on earth is a modem?

A modem is simply a small box that sits on your desk and furnishes the important connection between your CoCo's serial port and the phone lines. A modem is needed on each end of the phone line, and Delphi provides a modem at their end.

A modem (an abbreviation for *modulator-demodulator*) simply converts the ones and zeroes that your CoCo supplies to it into different tones. These tones can be sent over ordinary phone lines to a remote modem such as the ones Delphi uses. The remote modem converts the tones back into ones and zeroes and supplies them to Delphi's computers. It's really just an efficient way to connect two widely

separated computers with a minimum of hardware.

Modems for computer hobbyists are available at reasonable cost, from about \$60 up to a few hundred dollars, depending on features. Three different baud rates (speeds) are commonly available: 300, 1200 and 2400 bits per second. (Sometimes the term *baud* is used interchangeably with the term *bits per second*.) This is roughly the same as saying that a modem may send and receive 30, 120 or 240 characters per second.

Naturally, the higher speed modems cost a bit more, but they are usually capable of operation at the lower speed(s) also. For example, a 1200 bits-per-second modem is usually capable of operating at 300 bits per second, while a 2400 bits-per-second modem is usually capable of 300 and 1200 bits-per-second operation, as well.

A 300 bits-per-second modem is all that is really necessary for casually reading messages and electronic mail, but many users prefer the faster throughput of the higher speed modems. Since the price of the higher speed modems is declining almost daily, it will be to your advantage generally to shop for the modem that best suits your anticipated needs. An auto-dialing 1200 bits-per-second modem is probably the most popular at present, although 2400 bits-per-second modems are rapidly becoming an international standard. Popular modems include the Avatec 1200 HC, the Mitsuba, and the Hayes Smartmodem series. Any modem that you consider purchasing should be "Hayes-compatible."

If you plan to operate the modem from the standard CoCo serial port, a special cable is required, one with a four-pin DIN connector on one end and a standard DB-25 connector on the other end. Operation with the Radio Shack Deluxe RS-232 Program Pak is possible with a "straight through" cable

COMPUTER AIDED INSTRUCTION

Educational Programs for Students Grade K-12 and Adult Self Studies

NEW PROGRAMS FOR YOUR TANDY 1000 AND TRS-80 COLOR COMPUTER

Compatible with Apple - Atari - Commodore - TRS 80 I, III, 4 - IBM PC Jr.

16 New Programs now available in Basic Spanish

NEW! VIDEO CASSETTES FOR VHS!

InnerActive™ Video Tutorials
Complete with audio narration

4 cassettes with 8 programs in each of the following subject areas:

- Basic Spanish Grammar
- Basic Algebra
- Reading by Phonics
- Basic Fractions

2 programs per tape. Running time: 45 minutes per tape.

16 Programs on 8 VHS Tapes \$159⁰⁰

\$19⁹⁵ per/tape

CALL TOLL FREE FOR MORE INFORMATION



One syllable adjectives that end in **y** usually just add **ly**



Which has one syllable?

1

You may be able to reduce your taxes by



- Income averaging
- Income splitting
- tax shelter



Which?

1 sister



2 smaller

One-syllable adjectives that end in **y** usually just add **ly**



Which has one syllable?

1 icy

2 sly

Interactive Tutorial Programs for Home or Classroom Use

Over 1000 programs for your selection with 32 now available on disk for the Color Computer and 500 now available for the Tandy 1000.

"We're Your Educational Software Source"

Subject	No. of Programs
Reading Development	256 (4 on disk)
Reading Comprehension	48 (4 on disk)
Mathematics	128
Algebra	16 (16 on disk)
History	32 (4 on disk)
Spelling	16
Government	16
Physics	16 (4 on disk)

16 Programs in each of the following:

Children's Tales - Carpentry - Electronics
Health Services - Office Skills - Statistics
First Aid/Safety - Economics - Business
Accounting - Psychology - MUCH MORE!

Send for our free catalog of over 1000 Dorsett educational programs for Atari, TRS 80, Apple, IBM PC Jr., Commodore, Tandy 1000, etc.

Apple II, TRS 80 I, III, & 4, and Commodore 64 computers require respective conversion kits (plug-in board and stereo cassette player), \$99.00. Atari 400/600/800/1200 computers require the Atari cassette recorder and the Dorsett 4001 Educational Master Cartridge, \$9.95. For the IBM PC Jr. a cassette adapter cable and a good cassette recorder are required. The Tandy 1000 requires the Dorsett M1001 speaker/PC board kit, \$69.00, and a standard cassette recorder. A Radio Shack CCR-81 or CCR-82 is recommended.

CASSETTES: \$59.50 for an album containing a 16-program course (8 cassettes with 2 programs each); \$9.95 for a 2-program cassette.

DISKS: \$14.95 for a one-program disk; \$28.95 for two disks; \$48.95 for four disks. All disks come in a vinyl album.

Dealer Inquiries Welcome

Dorsett Educational Software features:

- Interactive Learning
- User Friendly
- Multiple Choice and Typed
- Program Advance with Correct Response
- Full-time audio narration (Cassette Programs Only)
- Self-Paced Study
- High Resolution Graphics
- Easy Reading Text

For more information, or to order call:

TOLL FREE 1-800-654-3871
IN OKLAHOMA CALL (405) 288-2301



DORSETT
Educational Systems, Inc.
Box 1226, Norman, OK 73070

A Great Holiday Gift Idea!

RAINBOW Binders

Distinctive, Durable RAINBOW Binders

THE RAINBOW is a vital resource to be referred to again and again. Keep your copies of THE RAINBOW safe in our quality, distinctive binders that provide complete protection.

These **attractive red vinyl binders** showcase your collection and ensure your RAINBOWS are in mint condition for future use. Each binder is **richly embossed with the magazine's name in gold** on the front and spine. They make a handsome addition to any room.

Put an End to Clutter

Organize your workspace with these tasteful binders. Spend more time with your CoCo and eliminate those frustrating searches for misplaced magazines.

A set of two binders, which holds a full 12 issues of THE RAINBOW, is only \$13.50 (plus \$2.50 shipping and handling).

Special Discounts on Past Issues

To help you complete your collection of THE RAINBOW, we're offering a **special discount on past issues** of the magazine.

When you place an order for six or more back issues of THE RAINBOW at the same time you order binders, you are entitled to \$1 off the regular back issue price. To order, please see the "Back Issue Information" page in this issue.

Know Where to Look

You may purchase the "Official And Compleat Index To THE RAINBOW" for \$1 when you purchase a set of binders. This comprehensive index of RAINBOW's first three years (July 1981 through July 1984) is usually priced at \$2.50.



_____ **YES.** Please send me _____ set(s) of RAINBOW binders

Take advantage of these special offers with your binder purchase:

_____ Save \$1 off the single issue cover price for back issues. Minimum order of 6 magazines. Please enclose a back issue order form from a recent issue indicating magazines wanted.

_____ Purchase the "Official and Compleat Index to THE RAINBOW" for \$1. (Regular price \$2.50.)

(These offers good only with the purchase of a RAINBOW binder set)

Name _____

Address _____

City _____ State _____ ZIP _____

My check in the amount of _____ is enclosed. (In order to hold down costs, we do not bill.)

Charge to: VISA MasterCard American Express

Account Number _____ Expiration Date _____

Signature _____

Mail to: **Rainbow Binders, The Falsoft Building, P.O. Box 385, Prospect, KY 40059.**

Binders are \$13.50 per two-binder set plus \$2.50 shipping and handling. If your order is to be sent via U.S. mail to a post office box or foreign country, please add \$2. Kentucky residents add 5% sales tax. U.S. currency only, please. In order to hold down non-editorial costs, we do not bill.

For credit card orders call (800) 847-0309, 8 a.m. to 5 p.m. EST

All other inquiries call (502) 228-4492.

For greater
convenience order
RAINBOW Binders
through the
shopping area of the
CoCo SIG at Delphi!

that has a DB-25 connector on each end.

What's a terminal program?

When you use your CoCo with a word processing program such as *Telewriter* or *VIP Writer*, you are using your computer as a sort of electronic typewriter. You type your text on the keyboard and see the result on the screen. When you're finished, you can print your document on a printer.

A terminal program is similar because it allows you to use your CoCo as a terminal. This means that you can type on your keyboard, and your typing will be sent to the remote computers at Delphi. When Delphi sends information to you, the terminal program will accept that information from the modem and display it on your screen.

Make sure that your terminal program is compatible with your chosen modem and optional hardware. Any modern terminal program will operate at 300 bits per second, but some terminal programs may require an RS-232 pack for operation at the higher speeds such as 1200 and 2400 bits per second.

Also, be sure that your chosen terminal program supports a protocol such as Xmodem or Kermit. These features provide error-free file transfers from Delphi to your computer. They do this by sending the data to your computer in small chunks. Following each 128-byte chunk of data is a checksum, which is simply the sum of all the data bytes that Delphi sent to your computer. Your computer then adds up all the data bytes again and compares its result with the one Delphi calculated. If they agree, your terminal program says, "Great! Send me more!"; if they don't agree, your terminal program says, "Uh-oh, please send that again," to the Delphi computer, and it does. In this manner, both computers are constantly checking for errors for you!

All modern terminal programs support Xmodem. Popular commercially available terminal programs include *Autoterm*, *Color Connection* and *ColorCOM/E*, which are priced from \$40 to \$50 and are available through several RAINBOW advertisers.

OS-9 users generally choose *Xterm* or the *Wiz*. *Xterm* will operate under OS-9 Level I using the standard serial port (a driver for the RS-232 pack is furnished), while the *Wiz* requires a CoCo 3, OS-9 Level II, the Deluxe RS-232 Program Pak and Multipack, and a 512K memory expansion.

Recently, several programmers have

written terminal programs to share with others. These terminal programs are called *Rickeyterm*, *Greg-E-Term* and *MikeyTerm* in honor of their respective authors Rick Adams, Greg Miller and Mike Ward. The authors have kindly allowed their terminal programs to be distributed and copied freely by all CoCo users. However, the programs remain the copyrighted works of their authors.

For a minimal \$10 charge, these programs may be obtained directly from the author of the individual program. All of the programs are compatible with the CoCo 3, and all feature Xmodem file transfer capability. All are disk-based terminal programs except *MikeyTerm*, which also has provisions to support tape I/O. All three offer reliable communications and dependable operation at a minimum cost.

For the OS-9 user, the most popular terminal program is *XCOM9*, distributed as a public domain terminal program by the national OS-9 Users Group. Several OS-9 terminal programs that support the Kermit protocol are also available through the Users Group.

Do I have to pay long-distance charges since Delphi is in Massachusetts?

No. Delphi uses several services called networks to lower the cost of telecomputing. The two most-used networks are named Telenet and Tymnet. These networks buy enormous amounts of telephone time, and may even purchase some of their own telephone equipment. By doing so, they are able to provide users with access to Delphi at rates much lower than long-distance charges.

You may usually connect your computer to one of these networks by dialing a local phone number. To obtain the telephone number for Telenet in your area, call (800) 336-0437. The corresponding telephone number for Tymnet is (800) 336-0149. These are the "customer service" numbers for each network.

How much does it cost?

The connect charges are always published online on Delphi, and they are currently \$7.20 per hour during the non-prime time hours of 6 p.m. until 7 a.m. local time on weekdays and all day Saturdays and Sundays. (Access at other times is available at a higher rate.) This rate is the same whether you access Delphi at 300, 1200 or 2400 bits per second. You may also use the service

offered by Delphi on the following holidays at the non-prime time rate: New Year's Day, Fourth of July, Labor Day, Thanksgiving and Christmas Day. Once you learn your way around on Delphi, you'll find that you can accomplish a great deal in a fairly short period of time.

What's available on Delphi?

For one thing, all of the programs that are published every month in THE RAINBOW are available on Delphi! You can download any or all of the programs for just the cost of connect time plus a small surcharge.

All BASIC programs in the RAINBOW ON TAPE topic of the database are stored in compressed or tokenized format, and all binary or machine language programs are stored in disk binary format. This is the same format that would be created if one entered `SAVE(M) "filename"` from the keyboard. In other words, the files are created and saved on a disk-based CoCo system.

Cassette users should be aware of this, because special processing is necessary after downloading the RAINBOW ON TAPE files. A special utility called *TAPCONV* has been written by Mike Ward to convert the machine language files into a format that's compatible with tape systems. Mike has written another specialized utility called *BASFIX* that will convert the BASIC programs into a format that may be used by tape systems. Cassette-system users should have both of these utilities available if they plan to download programs from the RAINBOW ON TAPE topic of the database. The programs are available online from the RAINBOW SIG on Delphi, and are found in the utilities topic of the database. (These special steps are not required by owners of disk-based CoCo systems.)

The RAINBOW CoCo SIG on Delphi contains a large library of graphics pictures, especially the high-resolution pictures for the CoCo 3. These pictures are listed with an extension of MGE and are meant for use with *Color Max 3*. Hundreds of PMODE 4 graphics are available online, and these are compatible with the CoCo 1, 2 and 3.

Additionally, many fine utilities, games, music files, assembler source code files, hardware articles, and even specialized educational programs for the home are available from the database. If you have a special need for a certain type of program, you'll most likely be able to find it in the SIG's database.

You also have access to the special areas such as travel information, electronic mail services, financial news and information, and specialized information that is furnished on the specialized areas of Delphi like the CoCo SIG and OS-9 Online.

Also, many vendors maintain online shopping areas on Delphi in the CoCo SIG and OS-9 Online. Here you may order books and other Color Computer products, as well as back issues of RAINBOW and other items.

The RAINBOW CoCo SIG also has a vast number of the CoCo "experts" who frequent the SIG, just waiting for an opportunity to help the novice member. If a user has a nagging question or needs help in a specialized field, personalities such as Rick Adams, Steve Bjork, Kevin Darling, Art Flexser, Erik Gavriluk, Greg Law, Dale Lear, Greg Miller, Mike Ward and myself may be able to help out. Also, many RAINBOW writers are online: such notables as Cray Augsburg, Bill Barden, Dan Downard, Ed Ellers, Richard Esposito, Lonnie Falk, Marty Goodman, Dale Puckett, Jim Reed and Dick White.

What's downloading?

Downloading is a way of transferring a program from Delphi's computer to your CoCo. Once the transfer is complete, you may save the program or file to disk or tape. There isn't any need to download a program every time you want to use it.

Downloading is a standard service provided by almost all terminal programs. The better ones also provide methods for monitoring the transfer using special procedures or *protocols* for error detection. This is how Delphi tries to make sure that you get an error-free copy of the program or file. Xmodem is the most popular protocol on Delphi, but terminal programs that support the Kermit protocol may be used also.

Downloading is very easy, and most users find themselves downloading files without difficulty after experiencing their first downloading session. The actual process is initiated by telling Delphi what you want to download by entering a filename, or sometimes by simply entering `DOWNLOAD`. Then a special combination of keystrokes informs your terminal program that you want to download the file. The transfer is then automatic until completion of the download, when the terminal program will ask you a question or two

about how to save the information. It's really easy!

Where can I learn more?

A great source of information about using Delphi is published in THE RAINBOW. Cray Augsburg, RAINBOW's technical editor, writes a monthly column titled "Delphi Bureau." Each month his column covers another topic related to Delphi. Be sure to read the "Delphi Bureau" every month in RAINBOW.

Also, many Help files are available online. Just type `HELP` at the main prompt of the CoCo SIG or OS-9 Online and you'll be able to access more than 60 special Help modules written for CoCo users.

Online help is provided by the Delphi system itself. Simply entering a "?" at any of the prompts will result in the initiation of a dialogue sequence that's designed to quickly give the user concise, accurate information.

The March '87 issue of RAINBOW featured a copy of the Delphi command card in the "Delphi Bureau" column. This is an extremely useful reference card, and most users will do well to keep it beside their computers for quick help.

Another great reference is the *Delphi Handbook*, which is available directly from Delphi for \$29.95, and can be ordered online. The handbook is a very complete source of information about all of the services and features available on Delphi. Another book, *Using Delphi*, will be available for Delphi users later this year.

What is the Forum for?

The Forum is for the exchange of information, ideas, hints and tips, and just about anything else that you care to talk about. Here you can ask questions and receive help and information from other CoCo enthusiasts across the nation and around the world. The Forum is like a nationwide electronic bulletin board.

I've heard a lot about the Conference area. What's that?

The Conference area is a special feature of Delphi that lets users "talk" to each other in real time. Users can type single-line messages on their computers and the messages will be broadcast to other users in the Conference area. All users are able to reply in the same manner. It is not uncommon for several users from across the country to be seen in Conference.

Conferencing is a great way to hold informal meetings with friends inexpen-

sively, since connect charges are much less than long-distance charges. It is also highly contagious. Once a person is accustomed to the Conference area, he or she prefers to talk frequently with friends from across the country. Some say the nickname "party animal" originally described Delphi Conference-goers.

What is the database and how is it used?

The database is where all of the programs and files are stored. It is divided into topic areas, such as Games, Utilities, Graphics, etc. Programs and information are available in the databases, and you may download them for only the cost of connect time to Delphi. We have many, many great programs and text files in the database of the CoCo SIG and OS-9 Online.

If I download a program from the CoCo SIG or OS-9 Online, may I give my friends a copy?

No, because almost all of the programs and files in the databases are copyrighted, just as commercial software is copyrighted. You may use anything that you download for your own personal use, and you may make backups of such files for your own use, but you are not allowed to give or sell them to others.

Isn't it sorta scary?

No, it's exciting! Just imagine being able to "talk" to people from all across the United States at one time! Imagine having almost 24-hour access to people and information through use of Mail, Conference, and the Forum! It's modern and as fast as the speed of light.

Even if you become totally disoriented your first time online, you may simply disconnect from Delphi and connect again when you're ready. It won't hurt your computer a bit!


How do I sign up?

See the Delphi ad in THE RAINBOW for information on how to sign up for your lifetime membership on Delphi via modem. It's fast and easy, and your first hour online is free! Additional sign-up offers are available at reduced rates. You may use your VISA, Mastercard or American Express card, or you may choose direct-billing with a small deposit.

Be sure to take the "guided tour" when you first sign up, as it will acquaint you with Delphi's major areas quickly. It's well worth the small amount of time for the "tour."

See you online on Delphi!





NEW

Directive No 21
 Operation Barbarossa
 18 December 1940
 The German forces must make preparations to crush Soviet Russia in a lightning campaign. For this purpose the Army will commit all available forces except those needed to safeguard the occupied territories against surprise attacks. The Air Force will earmark sufficient forces to support the ground operations and guarantee the rapid conclusion of this campaign.
 During the initial phase the bulk of the Russian Army stationed in western Russia is to be destroyed in a series of daring operations spearheaded by armored thrusts.
 All services will submit to me progress reports on their projected preparations through the Armed Forces High Command
ADOLF HITLER

IRON CROSS

War in Russia

by John & Michael Galus

The German invasion of Russia began at 0300 on 22 June 1941. Two massive armies faced each other in a titanic struggle which would decide World War II. The object of IRON CROSS is to defeat the Russian forces controlled by the computer & to take control of the Russian cities.

Requires 64K, Ext. Basic, Disk. **\$24.95**

Color Max 3

Now 320 x 200 screen resolution & a choice of 16 of the 64 colors are available on your CoCo 3. Painting is a snap with its easy to use icons, pull down menus, & dialog boxes. Color Max 3 has 11 fonts making hundreds of lettering styles possible. Please specify printer type when ordering.

SAVE

Req. 128K, disk, hi-res joystick interface **\$57.50**



Mitsuba 1200 Modem

Great Hayes compatible 1200 baud modem

Mitsuba 1200 **\$149**
 CoCo cable **\$ 25**

Color Connection modem communication software by BJ Chambless

Color Connection for RSDOS and OS-9 Connection are the best in communication software. All standard protocols are supported, including CompuServe Protocol B, XMODEM, and XON/XOFF. The auto dial feature for Hayes compatible and some Radio Shack modems is supported. Macros allow easy entry of often-used passwords and ID's. 300, 1200, and higher baud rates supported. Communicate with confidence with this super modem software!

OS-9 version requires R232 Pak **\$49.95**
 RSDOS versions (CoCo 2 & CoCo 3 incl) **\$49.95**

OS-9 Tools



Screen Star by Scott Cablt

This excellent screen editor implements the popular WordStar editing capabilities on OS-9 & includes a unique Speller. Move, copy, or delete blocks of text with one keystroke. Powerful cursor commands allow fast, easy movement throughout the file. The find/replace command makes mass changes & searches a snap. Set tabs, toggle the video, access the OS-9 shell & define up to 10 function keys for fast repetitive functions. And it will edit files larger than memory too! Easy interface with Computerware's Text Formatter makes an exquisite word processing package!

Requires OS-9 **\$49.95**
 With Text Formatter **\$74.95**

OS-9 Text Formatter

The OS-9 Text Formatter turns text files into beautifully printed documents. It supports right & left justification, automatic pagination, headers & footers, macros, tabs, page numbering, auto date insert, ESC & CTL codes for printer directives & more. It interfaces with any editor that produces standard ASCII text files like Computerware's Screen Star & Radio Shack's TS Edit. Why just print it when you can format it?!

Requires OS-9 **\$34.95**

coming soon...

Computerware's new fall catalog!
Call or write for your copy today!


Call or Write to:



COMPUTERWARE (619) 436-3512
 Box 668 • Encinitas, CA • 92024

Name _____
 Address _____
 City _____ State _____ Zip _____
Yes! Send me your FREE catalog! CoCo
 VISA MasterCard
 Card # _____ Exp. _____
 Signature _____

Item	Format	Price
Shipping	6% Calif. Sales Tax	_____
Surface — \$2 minimum.	COD Add \$5	_____
2% for orders over \$100	Shipping*	_____
Air or Canada — \$5 minimum.	TOTAL	_____
5% for orders over \$100		
Checks are delayed for bank clearance		



Let Your CoCo Do the Walking

By Devon Copley

A user-friendly database for storing telephone numbers

Phone Numbers is an extensive database for the CoCo that includes many useful and time-saving features and is as user-friendly as possible.

The program is currently configured for disk, but by changing all disk commands to cassette commands, it can easily be adapted to cassette.

Phone Numbers uses almost all available memory for the program and data storage. However, more can be accessed by a PCLEAR 1 command. I have found the memory available at PCLEAR 4 more than adequate for all applications.

Input Numbers and Names


This option allows you to enter the data the program will use. When you enter this routine, you will be asked for the default area code. This code will be used if you do not specify an area code when entering a number. If you enter a number with an area code different from the default, you must use the format (XXX) XXX-XXXX. Otherwise, simply use the format XXX-XXXX.

After you enter the numbers, the

computer will give you five prompts. The Name, Number and Comment prompts are self-explanatory. If you simply press ENTER at the comment prompt, the computer will display the word "none" automatically.

List All Numbers

This command sends the computer through all the numbers in the current file, one by one. You are then asked for



Devon Copley has been using his CoCo for over six years and lives in Amherst, New York. This is his first full-length program for THE RAINBOW.

Data Master

from the same people who brought you Data Bank & OS-9 Profile...
a new level of sophistication and ease of use in data base systems!

by BJ Chambless

\$64.95

Simplify steps with pull-down menus

Throw down the shackles of rigid menu hierarchies and see how simple our pull-down menu system is to use. All options are available from anywhere in the program. So what if you're designing a report, if you want to change your access key you can do it right then and there without exiting back and forth through several levels of menus and options. To make it even simpler, each menu option can be invoked by a single character!

Dialog boxes

Pop-up windows display current settings (display, access, print) and available choices for fast changes of any option.

Unique LIST (spreadsheet) display format

A unique LIST display format lets you view data in easy-to-read rows & columns. Simply choose which elements from the record you want to see and **Data Master** displays them in a simple, one record per line, spreadsheet-like format.

From this easy-to-read screen you may edit your data right there, without having to exit the display menu, enter an edit menu, and edit each individual record. Mass changes are a snap!

For even more power, use an access key to selectively display a subset of records from your data base. Now you see only the chosen elements, in the chosen records, in a very simplified screen format - and can change them right on the screen!

Upload/Download with other software

Data Master can read and write standard sequential files which aids in data transfer between DynaCalc and many other programs.

OS-9 Profile & Data Bank Compatibility

Your OS-9 Profile and Data Bank files are compatible with the new power of **Data Master**. You won't lose any of your valuable data when you step up to **Data Master**!

Easy Expansion

Re-definition of records and transfer of files is made easy, allowing you flexibility when designing a new data base or when using an old one for new tasks.

Elements & Records:

Each record can contain up to 512 characters used within 35 elements. Elements are defined as: *alphanumeric* (descriptive data), *math* (real numbers including dollars & cents), *date*, and *derived* (formulas calculated from other elements in the same record). You can store any type of data using these field types!

Display & Entry Screens

Design up to 9 different screen formats for data display and data entry for each data base. This is helpful for accessing your data for different purposes as well as in easy data entry of specific elements.

Sorts & Selections:

Up to 9 different access keys can be defined. These are used for displaying data on the screen or selecting data for printing. You may use several levels of sorts as well as logical operators to select just the right data. A powerful generic search is also available.

Reports:

See your data any way you want by designing your own reports! **Data Master** offers easy-to-use tools to design professional reports including report headings, titles, column headings, automatic page numbers, column totals, and more. Store up to 9 report formats for each data base. At print time use the powerful access keys to select the data printed on any report format.

File Management

Built-in file management capabilities allow easy file manipulation for transferring data files, renaming data files, expanding data files, and more. This integrated function is easy to use and available from the simplified pull-down menu system.

Full keyboard ease

Data Master takes full advantage of the CoCo 3's cursor and function keys.

OS-9 accessible

Even while operating within **Data Master**, you can invoke OS-9 commands.

Requires: OS-9 Level II, CoCo 3, 512K



P.O. Box 668
Encinitas, CA 92024
(619) 436-3512

a time delay between numbers; I find a value of 50 comfortable.

Search for Name

When you enter this subroutine, the program simply asks you for a name. It then searches through all of the files; if there is a file under that name, the computer shows it to you. Then the program returns you to the main menu.

Search for Number

This routine is very powerful. One of the things it does is find a file from just the number you entered. However, if you used X's instead of numbers for some of the digits, the computer allows any digit to fit into that place. For example, if you enter (555) XXX-XXXX, the computer finds any and all numbers with the area code 555. You can use this routine to find all the numbers in one exchange. For instance, entering (555) 000-XXXX retrieves all numbers with the area code 555 and the exchange 000.

Dump All Numbers to Printer

This option allows you to print out

the entire numbers file. It adjusts itself to your printer's line length and allows you to decide whether you want single-spaced or double-spaced copy. It also lets you decide whether to print comments or not.

Change Name, Number or Comment

This subroutine is simply a time-saving feature. If, for instance, one of the people on file had his or her telephone number changed, you could use this option to change the number on file without altering any of the other information. The program also allows you to change the name or the comment.

Delete Name and Number

This subroutine asks you for both the name and the number of the file you want to delete. For instance, if you had two people named "John Smith" in your file, you could easily choose the correct one to delete.

Save Numbers File

This option allows you to save the

entire numbers file to disk under any filename you want.

Load Numbers File

This option allows you to load in a numbers file, under any desired filename, from disk.


Exit Program

This ends the program with a STOP statement. However, if choosing this option was a mistake, you can return to the program without losing any data by typing CONT and pressing ENTER.

Clear Memory

After you select this option, the computer will give you a warning message asking if you really want to erase all of your data. Anything but the entire word "yes" returns you to the main menu.

(Questions about this program may be directed to the author at 88 Ruskin Road, Amherst, NY 14226. Please enclose an SASE when writing for a reply.) □



250	140	1060	191
330	160	1250	189
510	244	1410	25
730	61	END	59
900	188			

The listing: NUMFILE

```
1Ø REM *****PHONE NUMBERS*****
2Ø REM *****BY DEVON COPLEY*****
3Ø REM STARTED 1/24/85
4Ø REM FINISHED 1/26/85
5Ø REM REVISED 4/13/85
6Ø CLEAR 12ØØØ
7Ø TN=Ø: DIM NA$(255), NU$(255), NO
$(255)
8Ø REM MAIN LOOP
9Ø CLS
1ØØ PRINT"*****PHONE NUMBER
S*****"
11Ø PRINT"1) INPUT NUMBERS AND NA
MES"
12Ø PRINT"2) LIST ALL NUMBERS"
13Ø PRINT"3) SEARCH FOR NAME"
14Ø PRINT"4) SEARCH FOR NUMBER"
15Ø PRINT"5) DUMP ALL NUMBERS TO
PRINTER"
16Ø PRINT"6) CHANGE NAME, NUMBER, O
R COMMENT"
```

```
17Ø PRINT"7) DELETE NAME AND NUMB
ER"
18Ø PRINT"8) SAVE NUMBERS FILE"
19Ø PRINT"9) LOAD NUMBERS FILE"
2ØØ PRINT"1Ø) EXIT PROGRAM"
21Ø PRINT"11) CLEAR MEMORY"
22Ø PRINT: IF A$="" THEN A$="IN M
EMORY ONLY"
23Ø PRINT"CURRENT FILE: "A$
24Ø INPUT"SELECT ONE"; I
25Ø IF I=11 THEN CLS: PRINT"you a
re about to clear memory. this
will erase all files in memor
y.": PRINT"IF YOU WISH TO DO THIS
, TYPE THE ENTIRE WORD 'YES' NOW.
ANYTHING ELSE WILL TAKE YOU BAC
K TO THE MENU."
26Ø IF I=11 THEN LINEINPUT Z$: IF
Z$="YES" THEN RUN
27Ø IF I=1Ø THEN CLS: PRINT"TYPE
'CONT' TO GO BACK INTO THE PROGR
AM WITHOUT LOSING YOUR DATA.
": STOP
28Ø IF I<Ø OR I>9 THEN 9Ø
29Ø IF ((I>1 AND I<>9) AND TN<2)
THEN CLS: PRINT"MORE THAN ONE REC
ORD IS REQUIRED TO USE THIS OPTIO
N.": GOSUB 164Ø: GOTO 9Ø
3ØØ ON I GOSUB 32Ø, 5ØØ, 61Ø, 73Ø, 8
7Ø, 1Ø5Ø, 122Ø, 139Ø, 153Ø
```

```

31Ø GOTO 9Ø
32Ø CLS:PRINT"      INPUT NUMBERS
AND NAMES":PRINT:PRINT
33Ø PRINT"BE SURE TO USE THE COR
RECT FOR- MAT WHEN TYPING IN PHO
NE NUM- BERS. HERE IS AN EXAMP
LE:          (555)-555-5555
"
34Ø PRINT"IF NO AREA CODE IS SPE
CIFIED, THE DEFAULT AREA CODE
WILL BE USED."
35Ø PRINT:INPUT"WHAT IS THE DEFA
ULT AREA CODE";AC$:IF LEN
(AC$)<>3 THEN 35Ø
36Ø AC$="("+AC$+)"-"
37Ø GOSUB 164Ø:CLS
38Ø X=TN:IF TN=Ø THEN X=1
39Ø PRINT:PRINT:INPUT"NAME";NA$
40Ø INPUT"NUMBER";NU$
41Ø IF LEN(NU$)<8 THEN 4ØØ
42Ø IF LEN(NU$)=8 THEN NU$=AC$+N
U$
43Ø IF MID$(NU$,1Ø,1)=" " THEN M
ID$(NU$,1Ø,1)="-"
44Ø IF MID$(NU$,6,1)=" " THEN MI
D$(NU$,6,1)="-"
45Ø INPUT"COMMENT";NO$:IF NO$=""
THEN NO$="NONE":PRINT@137,NO$:E
LSE PRINT
46Ø PRINT:INPUT"CORRECT";C$:IF L
EFT$(C$,1)="N" THEN 39Ø
47Ø NU$(X)=NU$:NA$(X)=NA$:NO$(X)
=NO$
48Ø TN=TN+1
49Ø INPUT"MORE FILES";C$:IF LEFT
$(C$,1)="N" THEN RETURN ELSE X=X
+1:CLS:GOTO 39Ø
50Ø CLS:PRINT"      LIST ALL N
UMBERS"
51Ø PRINT:INPUT"SPEED DELAY(Ø-1Ø
Ø)";D:IF (D<Ø OR D>1ØØ) THEN 51Ø
52Ø D=D*1Ø
53Ø PRINT:PRINT
54Ø FOR X=1 TO TN
55Ø CLS
56Ø PRINT:PRINT"NAME: ";NA$(X):PR
INT:PRINT"NUMBER: ";NU$(X):PRINT:
PRINT"COMMENT: ";NO$(X)
57Ø PRINT
58Ø FOR TD=1 TO D:NEXT TD
59Ø NEXT X
60Ø GOSUB 164Ø:RETURN
61Ø CLS:PRINT"      SEARCH FOR
NAME"
62Ø PRINT:INPUT"ENTER NAME";NA$
63Ø FOR X=1 TO TN
64Ø IF NA$(X)=NA$ THEN 68Ø
65Ø NEXT X
66Ø PRINT"SORRY, THAT NAME IS NO
T IN THE FILE.":GOSUB 164Ø
67Ø RETURN
68Ø PRINT"NAME: ";NA$(X)
69Ø PRINT"NUMBER: ";NU$(X)
70Ø PRINT"COMMENT: ";NO$(X)
71Ø GOSUB 164Ø
72Ø RETURN
73Ø CLS:PRINT"      SEARCH FOR
NUMBER"
74Ø PRINT:PRINT"ENTER NUMBER TO
SEARCH FOR. BE SURE TO INCLUDE
ALL DASHES."
75Ø PRINT"ENTERING 'X' INSTEAD O
F A DIGIT WILL ALLOW ANY DIGIT I
N THAT PLACE.":LINEINPUT NU$
76Ø NP=Ø
77Ø FOR X=1 TO TN
78Ø NN$=NU$(X)
79Ø FL=Ø:IF LEN(NU$)<>LEN(NN$) T
HEN NEXT X
80Ø FOR Y=1 TO LEN(NU$):IF MID$(
NU$,Y,1)=MID$(NN$,Y,1) THEN FL=F
L+1:ELSE IF MID$(NU$,Y,1)="X" TH
EN FL=FL+1
81Ø NEXT Y
82Ø IF FL=LEN(NU$) THEN CLS:PRIN
T:PRINT"NAME: "NA$(X):PRINT:PRINT
"NUMBER: "NU$(X):PRINT:PRINT"COMM
ENT: "NO$(X):NP=NP+1
83Ø IF FL=LEN(NU$) THEN GOSUB 16
4Ø
84Ø IF X<TN THEN NEXT X
85Ø IF NP<>Ø THEN RETURN
86Ø PRINT"SORRY, THAT NUMBER IS
NOT IN THEFILE.":GOSUB 164Ø:RETU
RN
87Ø CLS:PRINT"      DUMP ALL NUMBER
S TO PRINTER"
88Ø PRINT:PRINT"PRINT COMMENTS(Y
/N)";:INPUT I$
89Ø IF LEFT$(I$,1)="Y" THEN CO=1
ELSE CO=Ø
90Ø PRINT:INPUT"DOUBLE SPACED(Y/
N)";I$:IF LEFT$(I$,1)="Y" THEN D
S=1 ELSE DS=Ø
91Ø PRINT:PRINT"PRESS 'P' TO PRI
NT NOW, OR ANY OTHER KEY TO RET
URN TO THE MENU."
92Ø X$=INKEY$:IF X$="" THEN 92Ø
93Ø IF X$<>"P" THEN RETURN
94Ø PRINT:INPUT"HOW MANY CHARACT
ERS ACROSS DOES YOUR PRINTER HAV
E";CA
95Ø PRINT"PRINTING..."
96Ø FOR X=1 TO TN
97Ø PRINT#-2,NA$(X);
98Ø FOR GG=1 TO CA-(LEN(NA$(X))+)

```

```

LEN(NU$(X)):PRINT#-2,".";NEXT
GG
990 PRINT#-2,NU$(X)
1000 IF CO=1 THEN PRINT"COMMENT:
"NO$(X)
1010 IF DS=1 THEN PRINT#-2,""
1020 NEXT X
1030 PRINT"DONE!":GOSUB 1640
1040 RETURN
1050 CLS:PRINT"      CHANGE NAME
OR NUMBER"
1060 PRINT:INPUT"ENTER NAME OR N
UMBER TO SEARCH FOR";NN$
1070 FOR X=1 TO TN
1080 IF (NN$=NA$(X) OR NN$=NU$(X
)) THEN 1100 ELSE NEXT X
1090 PRINT"SORRY, THAT NAME/NUMB
ER IS NOT IN THE FILE.":GOSUB 1
640:RETURN
1100 PRINT"NAME:"NA$(X)
1110 PRINT"NUMBER:"NU$(X)
1120 PRINT"COMMENT:"NO$(X)
1130 PRINT:INPUT"DO YOU WANT:
      1) A NEW NAME F
OR THE FILE      2) A NEW NUMBER
FOR THE FILE     3) A NEW COMMEN
T FOR THE FILE   4) RETURN TO TH

```

```

E MAIN MENU      PICK ONE";IN:IF
(IN>4 OR IN<1) THEN 1130
1140 IF IN=4 THEN RETURN
1150 ON IN GOTO 1160,1180,1200
1160 PRINT:INPUT"NEW NAME";NA$(X
)
1170 GOSUB 1640:RETURN
1180 INPUT"NEW NUMBER";NU(X)
1190 GOSUB 1640:RETURN
1200 INPUT"NEW COMMENT";NO$(X)
1210 GOSUB 1640:RETURN
1220 CLS:PRINT"      DELETE NAME
AND NUMBER"
1230 PRINT:PRINT"ENTER NAME";:IN
PUT NA$
1240 INPUT"ENTER NUMBER";NU$
1250 PRINT"SEARCHING..."
1260 FOR X=1 TO TN
1270 IF(NA$(X)=NA$ AND NU$=NU$(X
)) THEN 1290 ELSE NEXT X
1280 PRINT"THERE IS NO FILE UNDE
R THAT NAMEAND NUMBER.":GOSUB 16
40:RETURN
1290 PRINT"NAME:"NA$(X)
1300 PRINT"NUMBER:"NU$(X)
1310 PRINT"COMMENT:"NO$(X)
1320 PRINT:PRINT"STILL WANT TO D

```

DON'T PAY TOO MUCH FOR YOUR SOFTWARE!

For as little as 50 cents a program you can get quality programs such as Word Processors, Basic Compilers, Budget Managers, Arcade Type Machine Language Games and much more! A subscription to T&D Subscription Software provides you with 10 ready-to-run programs on tape or disk delivered by first class mail every month.

No! We are not the same as The Rainbow On Tape. In fact, many subscribers have written in and said that we are much better than Rainbow On Tape!

- ★ 16K-128K Color Computer
- ★ Over 5000 Satisfied Customers
- ★ All Programs Include Documentation
- ★ Available on COCO 1, 2, and 3!



PRICES

	TAPE ORDISK	THIS MONTHLY
1 YEAR (12 issues)	70.00	60.00
6 MO. (6 issues)	40.00	35.00
1 ISSUE	0.00	8.00

Michigan Residents Add 4%
Overseas Add \$10 to Subscription Price
Personal Checks Welcome!
Please Specify Tape or Disk



**TURN TO PAGE 118 AND SEE WHAT WE HAVE
PRODUCED SO FAR IN OVER 5 YEARS OF
PUBLISHING QUALITY SOFTWARE.**



T & D SUBSCRIPTION SOFTWARE, 2490 MILES STANDISH DR., HOLLAND, MI 49424 (616) 399-9648

```

ELETE(Y/N)";:INPUT IN$:IF LEFT$(
IN$,1)<>"Y" THEN RETURN
133Ø PRINT"DELETING..."
134Ø FOR Y=(X+1) TO TN
135Ø NA$(Y-1)=NA$(Y):NU$(Y-1)=NU
$(Y):NO$(Y-1)=NO$(Y)
136Ø NEXT Y
137Ø TN=TN-1
138Ø GOSUB 164Ø:RETURN
139Ø CLS:PRINT"          SAVE NUMB
ERS FILE"
140Ø PRINT:PRINT"THIS OPTION WIL
L SAVE TWO FILES.THE FILENAME YO
U ENTER, AND A  BACKUP."
141Ø PRINT:LINEINPUT"HIT <ENTER>
TO START SAVING, OR <R> AND <EN
TER> TO RETURN TO THEMENU.";IN$
142Ø IF IN$="R" THEN RETURN
143Ø INPUT"FILENAME";A$
144Ø FOR GG=1 TO 2
145Ø IF GG=1 THEN OPEN"O",#1,A$:
ELSE A$=A$+".BAK":OPEN"O",#1,A$
146Ø WRITE#1,TN
147Ø FOR X=1 TO TN
148Ø WRITE#1,NA$(X),NU$(X),NO$(X
)

```

```

149Ø NEXT X
150Ø CLOSE
151Ø NEXT GG
152Ø GOSUB 164Ø:RETURN
153Ø CLS:PRINT"          LOAD NUMBE
RS FILE"
154Ø PRINT:LINEINPUT"HIT <ENTER>
TO LOAD OR <R> AND <ENTER> TO
RETURN TO THE MAIN  MENU.";IN$
155Ø IF IN$="R" THEN RETURN
156Ø INPUT"FILENAME";A$
157Ø OPEN"I",#1,A$
158Ø INPUT#1,TN
159Ø FOR X=1 TO TN
160Ø INPUT#1,NA$(X),NU$(X),NO$(X
)
161Ø IF EOF(1)=-1 THEN 162Ø ELSE
NEXT X
162Ø CLOSE:GOSUB 164Ø:RETURN
163Ø END:REM END OF PROGRAM AND
MAJOR SUBROUTINES
164Ø PRINT@48Ø,"          PRESS ANY KE
Y TO CONTINUE";
165Ø X$=INKEY$:IF X$="" THEN 165
Ø
166Ø RETURN

```


STOCK MARKET PORTFOLIO FOR THE COLOR COMPUTER



If You Are Serious About Stocks...
This Program Is A Must!

Stock Market portfolio for the color computer will keep track of all your current stock listings and keep a listing of stocks you have sold by the year, they were sold with all totals, profit and loss, and percentages. More than one person can use this program as long as the first three letters on both first and last name are not the same. The program is menu driven and will give you the option for either screen print or information to be printed on printer.

Rush Check for \$22.00 plus \$3.00 shipping & handling to:
Papariz Enterprises
700 York St.
Williamsburg, VA 23185
Please allow 2-3 weeks for delivery
Sorry no C.O.D.S
VA residents add 4.5% sales tax.



DISKMASTERS, INC.

P.O. BOX 223 - RNB
SKOKIE, IL 60076
(312) 679-DISK

• DISKETTES •

100% CERTIFIED ERROR-FREE
LIFETIME GUARANTEED

5¼ Inch BULK PRICES

100 DS/DD - 56¢/ea	\$ 56.00
250 DS/DD - 54¢/ea	\$135.00
500 DS/DD - 51¢/ea	\$255.00
1000 DS/DD - 49¢/ea	\$490.00

The above disks manufactured by BASF — but have no manufacturers labels.

All 5¼ in. disks complete with Tyvek Sleeves, ID Labels, Write Prot. Tabs, and Reinforced Hub Rings

Many other items available
3½ in. disks SS/DD & DS/DD,
High Cap AT type disks,

Ribbons for most popular printers, printer stands, and much more.

Call or write for latest prices or our latest catalog.

Add 5% shipping & handling. Illinois residents add 7% tax.

We accept, VISA, MC, DISCOVER, Personal & Company Checks, Money Orders, & C.O.D.



Upgrading Keyboard Skills

By Steve Blyn
Rainbow Contributing Editor

This month's article features a program for kids of all ages and grade levels. Even many of our readers who are long past their school years may benefit from it. The program, *Quickie Typing Tutor*, will help students sharpen their keyboard skills.

We have found that too many students and even adult computer users still have very poor keyboard skills. It is often such an effort to type in short programs or class assignments and compositions that the computer remains unused. It sometimes becomes a monumental chore merely to type a few paragraphs. This problem should be addressed and corrected as early as possible.

To add a little controversy to this issue, there is some debate as to whether the correct use of typewriter fingering should always be insisted upon. My feeling is that typing courses are extremely useful to computer usage. Unfortunately, they are not always offered to students, or not always at a time concurrent with computer keyboard use. Therefore, I am not convinced that correct fingering should always be required.

Lately, I have seen a number of students who have independently developed their own keyboard fingering systems because they had no formal typing course available. Their methods are all individual. They involve two or four or almost any number of the 10 fingers. Some of these students can use

Steve Blyn teaches both exceptional and gifted children, holds two master's degrees and has won awards for the design of programs to aid the handicapped. He owns Computer Island and lives in Staten Island, New York.

the keyboard quite swiftly and accurately. I feel that they should be commended and not deterred, unless a formal typing program can be offered. Not everybody agrees on this issue, however.

Our program presents sentences to be typed by the user. The program then checks to see if the sentence was copied correctly, with the results immediately shown at the bottom of the screen. After each sentence is typed, the student may press ENTER to get a new sentence or the E key to end the program. *Quickie Typing Tutor* may be played endlessly until the student either masters the sentences or tires of practicing. The current score is always displayed.

Lines 80 through 110 draw a picture of the computer keys used. Line 140 randomly selects a sentence from the DATA statements. The sentence selected is A\$(R). The student's typed sentence is obtained from the LINEINPUT in Line 160; this becomes B\$. Lines 180 and 190 compare the two B\$ and tell if the typed sentence matches the computer-selected sentence. Line 200 updates the score.

Included are 20 sample sentences for practice. These samples are only a starting point. After these 20 are sufficiently mastered or memorized, replace them with 20 of your own.

You may want to include more than 20 DATA statements. I recommend you put in 50 to 100 sentences to make the program more challenging. People are creatures of habit and like to win. Therefore, you may expect that with only 20 sentences to learn, many users will begin to memorize them. This puts those who don't memorize the sentences easily at a disadvantage.

A further step in the process of attaining better keyboard skills simply involves applying masking tape over all or some of the keys. You are forced to learn the placement of the keys if you cannot see them. I have mixed emotions on this technique and, therefore, leave it to you to decide if you would like to try it.

As always, we at Computer Island enjoy hearing your thoughts on the ideas and programs presented in this column. □

The listing: TYPING

```

1Ø REM"QUICKIE TYPING TUTOR"
2Ø REM"STEVE BLYN,COMPUTER ISLAN
D,STATEN ISLAND,NY,1987"
3Ø N=2Ø:K=RND(-TIMER):DIM A$(2Ø)
4Ø FOR T=1 TO N:READ A$(T):NEXT
T
5Ø CLS:R=RND(N)
6Ø PRINT@Ø," R=";C"
      W=";W
7Ø PRINT@36,"* QUICKIE TYPING TU
TOR *";

```

```

80 A1$="1 2 3 4 5 6 7 8 9 0 : -
"
90 A2$=" Q W E R T Y U I O P @
100 A3$=" A S D F G H J K L ;"
110 A4$=" Z X C V B N M , . /
"
120 PRINT@99,A1$:PRINT@131,A2$:P
RINT@163,A3$:PRINT@195,A4$
130 PRINT@64,STRING$(32,239);:PR
INT@224,STRING$(32,239);
140 PRINT@256,A$(R)
150 PRINT@320,"";
160 LINEINPUT B$
170 PRINT@384,STRING$(32,224);
180 IF B$=A$(R) THEN PRINT@426,"
CORRECT":PLAY"L150CDEGGGG":C=C+1
190 IF B$<>A$(R) THEN PRINT@427,
"SORRY":PLAY"L8G-":W=W+1
200 PRINT@0," R=";C"
      W=";W;
210 PRINT@488,"PRESS ENTER";
220 EN$=INKEY$
230 IF EN$=CHR$(13) THEN 50 ELSE
  IF EN$="E" THEN END ELSE 220
240 REM"HERE ARE 20 REPLACEABLE
DATA STATEMENTS TO GET HELP GET
YOU STARTED"
250 DATA THE RAINBOW IS A MAGAZI

```

```

NE.,LONNIE FALK IS THE OWNER OF
THE RAINBOW.
260 DATA THIS IS A TEST TO SEE H
OW WELL YOU CAN TYPE SENTENCES.
270 DATA CAN YOU TYPE WELL?,MY F
INGERS DON'T HURT MUCH.
280 DATA HOW ARE YOU FEELING ON
THIS FINEAUTUMN DAY?,I FEEL FINE
TODAY.
290 DATA THIS SENTENCE WILL GO
PAST THE FIRST LINE.
300 DATA THEY ARE COMING HERE FO
R LUNCH.,CAN YOU WASH THE DISHES
?
310 DATA WHEN ARE YOU GOING HOME
?,WILL YOU BE BACK TOMORROW?
320 DATA I LIKE TO WATCH JOHNNY
CARSON.,BUGS BUNNY IS MY FAVORIT
E CARTOON.
330 DATA SPIDERMAN HAS SPECIAL P
OWERS.,MADONNA IS MY FAVORITE SI
NGER.
340 DATA MY CLASS HAS 8 COLOR CO
MPUTERS.,I CAN'T WAIT FOR THANKS
GIVING.
350 DATA I AM GOING TO THE MOVIE
S LATER.,I WILL SEE A GOOD PICTU
RE SHOW.

```



◀◀ GIMMESOFT ▶▶



MULTI-LABEL III

(CoCo III only)

An easy to use, versatile label creating program including many new CoCo III features. Even if you already own a label program, this one's a must for the 3!

(See July '87 review) Disk..... \$16.95

Custom Palette Designer

(CoCo III only)

Easily alter the contents of any palette without having to remember numbers or colors! Once configured, all sixteen palettes can be saved to disk as a single subroutine which may then be used in a basic program. (See Aug. '87 review) Disk..... \$19.95

CoCo Max III

(CoCo III only)

INTRODUCING the next generation:
More Resolution! / More power! / More color!
Built in animation! / More speed! / More tools!
More type styles! / Amazing color sequencing!!!
Complete package..... \$79.95

PYRAMIX

(CoCo III only)

Experience brilliant colors, sharp graphics, and hot action in this super machine language arcade game!
Disk..... \$24.95

FKEYS III

(CoCo I/II/III)

A user friendly, user programmable function key utility that creates up to 20 function keys. Other features include an EDITOR, DOS mods, and DISABLE. Comes with an enhanced CoCo III version and it's EPROMable. (See April '87 review) Disk (latest version)..... \$19.95

SIXDRIVE

(CoCo I/II/III)

This machine language utility modifies DECB 1.0, 1.1, FKEYS III, or ADOS to allow the use of 3 double-sided drives (or 2 double-sided drives and J&R's RAMDISKS) as 6 single-sided drives without ANY hardware mods. Includes 2 selectable drive assignments and it's EPROMable.

Disk..... \$16.95
With purchase of FKEYS III..... \$12.95
With purchase of any JramR..... \$ 9.95

JramR 512K Upgrade

(CoCo III only)

#1010 JramR bare board, connectors, and software..... \$39.95
#1014 JramR assembled and tested with software, without memory chips..... \$49.95
#1012 JramR assembled and tested with software, 512K memory..... \$99.95
(See June '87 review)

Technical assistance: 7pm to 9pm
Orders: 9am to 9pm Eastern time
On-line orders and up to date
Information: Delphi's CoCo Sig

GIMMESOFT
P.O. Box 421
Perry Hall, MD 21128
301-256-7558 or 301-256-2953

Add \$2.50 for shipping and handling
Add \$2.00 for COD's
MD residents add 5% sales tax
VISA/MC/Check/Money Order/COD



You are the skipper of a fleet of vessels in deep space. Your mission: To colonize uncharted planets, establish bases, transport cargo, and let no one stand in your way. You check the ship's long-range scanner to find enemy fleets converging on your position. You deploy a squadron of fighters to intercept the enemy. A red alert is sounded. Flagship defenses go automatic. The battle begins. . . .

Galactic Conflict is a multi-player BBS game for up to 40 players. It will work as a stand-alone BBS using *Remote2*, or it can be easily modified to work with most CoCo-based 32K BBS systems. To date, the game has topped 500 calls and has proven to be quite popular, serving as an alternative to the normal BBS functions of reading and writing posts.

The game is played on several levels, each level a grid of predetermined size. The SysOp sets the size of the grid and the number of levels at the start of the game. This way, the SysOp can allocate as much disk space as he has available, or make each game different for the users.

When the galaxy is small, its resources run out quickly, and the users are forced to war with each other. If the galaxy is large, there are plenty of resources to go around, and the game is usually won quickly. A typical galaxy size is a 20-by-20 grid with four levels. This gives the players 1,600 sectors to explore.

Getting Started

Galactic Conflict requires a minimum of 15 granules of disk space: nine for the program, four for the user data file, at least one for the galaxy, and one for the rules. You should allow at least one granule for each level in the game. For example, a 20-by-20 grid with four levels would use a total of 18 granules.

Paul Alger holds a bachelor's degree in audio engineering and is currently working as a professional musician. He also runs The Time Machine BBS at (509) 586-2559 which is online 24 hours a day at 300 baud.

Caught Up in a Galactic Conflict

By Paul Alger

Type in Listing 1, *NEWGAME*, and run it. This program creates all of the data files needed for the game. You will be prompted to select the size of the grid and number of levels. When the data files are made, you have the option of setting up the number of planets, robodroids, etc., that is held in each level. Remember that a 20-by-20 grid contains 400 sectors and the total items in each level cannot exceed that number. Here is a typical setup for Level 1:

Prompt	Typical response
Enter number of planets with cargo	250
Enter number of Robodroids	40
Enter number of Stargates	40
Enter number of ?	40

In the above example, 370 out of 400 sectors will have items of value, while

the remaining 30 sectors will be neutral planets with no cargo.

These steps are repeated for each level. In this way, the SysOp can make each level different. I usually set up one level as nothing but Robodroids and '?'. Use your imagination.

Playing the Game

Once the data files and the galaxy are in place, type in Listing 2, *GALACTIC*. Then save the program to disk and enter the following:

```
LOADM"REMOTE2"
EXEC
PCLEAR1
RUN"GALACTIC"
```

Press **ENTER** again and log on to the game as new. When the logon process is complete, use any of the following commands to play the game.

NAV. The Navigation command allows your fleet to move from sector to sector within the current level. When the Nav option is selected, you will be prompted to enter a direction (1 to 8). The direction of travel is as follows:

- 1) up, or north
- 2) up and right, or northeast
- 3) right, or east
- 4) down and right, or southeast
- 5) down, or south
- 6) down and left, or southwest
- 7) left, or west
- 8) up and left, or northwest

Any other value will abort the Nav command. When a direction of travel is selected, you will be prompted to enter a Warp factor (1 to 8). Warp 1 will move you one sector while Warp 8 will move you eight sectors.

SRS. The Short-Range Scan will list what is contained in the sector you are currently in.

LRS. If you have purchased a scanner, the Long-Range Scan will allow you to look beyond the sector you are in. The more scanners you have, the farther you

OWL-WARE

Proven Technology New CoCo 3 Utilities

Great for 512K Systems! From Color Venture and OWL-WARE

PRINTER LIGHTNING

A great print spooler which gives you 44K print buffer from a 128K CoCo and up to 438K (200 pages!) from a 512K CoCo. With this spooler you can run a program while you are printing a file. The spooler does not slow down the computer to any noticeable extent while you are running a second program and no lost characters arise. Baud rates selectable. *Printer Lightning* can reside in memory along with *RAMDISK*!

RAMDISK

Using 512K CoCo 3 you have access to 2 additional disk drives in RAM. All disk commands are supported, and the data are Reset button protected. You can now have up to 5 disk drive capacities on line at once and can assign the ram disks to any drive number. By making the ramdisk Drive 0, all programs which require a lot of drive access will run much faster. You can have the *RAMDISK* in memory at the same time as the *Printer Lightning*!

BACKUP LIGHTNING

This program is the fastest way to make backup copies of your files using a 512K CoCo. You can backup 35, 40, or 80 track disks single or double sided. Both RS and OS-9 disks may be backed up. The original disk is saved to memory and a copy can be made on an *unformatted disk* every 45 seconds! The lightning read, write, format, and verify routines that were developed make this program much quicker than RSDOS or OS-9 for backups. This will become one of your most used programs!

NEW·NEW·

Only \$19.95 each. 3 for \$49.95.

SPECIAL With our 512K Upgrade (Next page) only \$2. each or 3 for \$5!

Announcing:


The finest graphics/drawing program for the COCO 3!

Da Vinci 3

- 16 colors on screen at one time
- Modify each color from 64 available colors
- Use composite or RGB monitor
- Draw with custom paintbrushes
- Full resolution 320 X 192
- Picturc converter for conversion of COCO 2 pictures to COCO 3
- Multiple text fonts
- Accepts input from joystick, X-pad, mouse, or touch-pad
- Boxes, circles, line, paint generation
- Screen dump for Tandy mono and color ink-jet printers, (NX-10 and others pending)
- Sensible price
- No additional hardware required because of course/fine joystick movement modes
- Zoom mode for individual pixel editing
- Great on screen menu which is removable at the touch of a key to allow full screen edit

128K or 512K COCO 3

\$37.95




Last Minute Specials!

- | | |
|---|---------|
| Master Artist 2 or 3 | \$25.95 |
| (One of the best CoCo2 graphics programs) | |
| Pyramix (Qubert) List \$25 | \$19.95 |
| BlackJack Royale (Black Jack) | \$12.95 |
| Crystal Revenge (Space Shoot-out) | \$12.95 |

Toll Free
Order Line

(800)
245-6228



M.C. & VISA Accepted

OWL-WARE

P.O. Box 116-D

Mertztown, PA.

19539

PA Res. Include 6% Tax

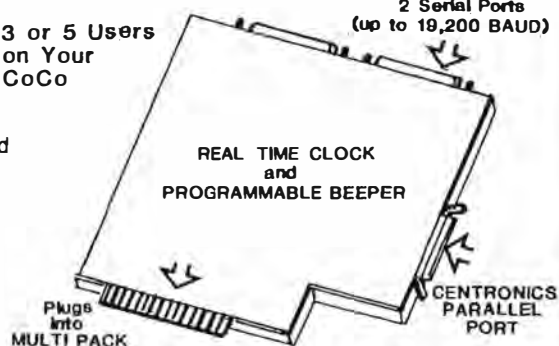
PA (215) 682-6855

OS-9

SUPER BOARD I/O

3 or 5 Users
on Your
CoCo

2 Serial Ports
(up to 19,200 BAUD)



FULL
DETAILS
NEXT
PAGE

Proven Technology

On the Razor's Edge of the Color Computer Frontier

OS-9 Hard Drive Systems

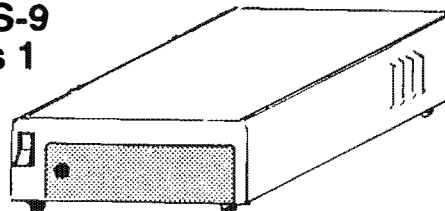
Proven Performance for Demanding Home or Business Use
Drive Access is at *Least 8 Times Faster* than Floppy Drives
Control up to 2 Drives per Controller each as Continuous Storage

Every hard drive system is **complete** with software, hard drive, controller, heavy-duty power supply, and LR Tech Interface. When a complete drive system is ordered, the drive is **fully assembled, tested, and burned in** for 3 full days. This ensures dependability and optimum performance.

We have now been supplying CoCo hard drive systems and parts for systems for more than 2 years. This is the longest history in the CoCo market of any available drive system. About $\frac{3}{4}$ of all hard drive systems currently in use in the CoCo market use the LR Tech/OWL-WARE system. We have reached this position in the CoCo hard drive market by providing our customers with a quality product that they (and we) can be proud to own and use.

A number of drive systems were in the market place when the LR Tech Interface was introduced and 2 have been introduced since. Most of these are no longer available. We provide the only system which provides a combination of standard interface (SASI), rugged unit construction (not hacked to a floppy drive controller), high speed, and reasonable price. **These systems are even several times faster than the standard XT hard drive system.** Ideal for multi-user system because processor does not stop for hard drive access.

For OS-9
Levels 1
and 2



Sale!	System Prices:	New RLL System!
\$489.	\$699.	\$829.
10 MEG	20 MEG	30 MEG

Dealer's Inquires Invited!

Super I/O Board for OS-9

Each Board Provides 2 Serial Ports and Centronics Parallel Port
First Board has Real Time Clock and Beeper... With Second Board up to 5 Users

The serial ports are usable up to 19,200 Baud, and the parallel port is a true Centronics standard. Plug into your multi-pak. **On CoCo 3, multi-pak must be upgraded.** You will have a multi-user system with additional computers or terminals plugged into the serial ports. An OWL hard drive and 512K upgrade are strongly recommended for multi-user systems.

Intro Price... **\$165.**

Board 2 \$139.

Hard Drive Interface (Includes Software)

For those who want to put together their own system, we have an exclusive arrangement to distribute the LR Tech Interface. Please note that an interface is not a controller. A Xebec, WD, or Adaptec SASI controller are required for a drive system.

To assemble a hard drive system yourself requires some reasonable knowledge of OS-9 and electronic construction and a hard drive that works. **CoCo 3 users will have to upgrade their Multi-pak**

Only \$119.

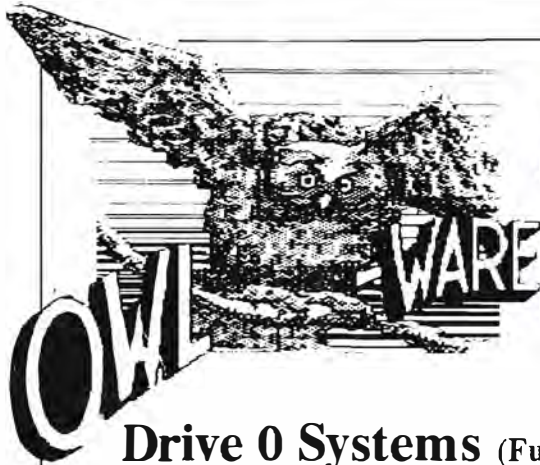
Xebec Controller \$139.
Adaptec RLL Controller \$199.

CoCo 3 512K Upgrade

The LR Tech 512K upgrade uses all gold contacts and 120 nanosecond 256K chips. Provides large system memory from OS-9 Level 2.

Without	With
Mem Chips \$59.	Chips \$105.

Special! See software offer on previous page with memory board!



DISK DRIVES

OWL-WARE PHONES
ORDERS
(800) 245-6228
PA (215) 682-6855
TECHNICAL HELP
(215) 433-8695
Call for advice

Ask for the *WHISPER DRIVE* for the finest, quietest drive available!

Drive 0 Systems (Full Hgt) **\$169.** (Half Hgt - DS) **\$229.**
Drive 0 systems complete with drive, controller, legal DOS, cable, case & power supply, and manual.

Drive 1 Systems (Full Hgt) **\$95.** (Half Hgt - DS) **\$135.**
New! New! (3.5" 720K Drive for OS-9) **\$195.**
Drive 1 has drive, case & power supply, and instructions for use with your drive.

(Call for Special Prices on Drive 0, 1, 2, 3 Combos.)

HALF HEIGHT DRIVE UPGRADE KIT FOR RS VERTICAL CASES

Why only double the capacity of your system when you can triple in the same case? Kit includes: double sided drive to fit your case, chip to run both sides of new drive, hardware, and detailed instructions. Takes only 5 minutes.

Model **\$119.** Model **\$129.**
500 501

Our prices do not include shipping costs, but do include a discount for cash.

OWL-WARE has a liberal warranty policy. During the warranty period, all defective items will be repaired or replaced at our option and at no cost to the buyer except for shipping costs.

Call our technical help line for return authorization numbers. Return of non-defective items or unauthorized returns are subject to a service charge.

All drives are new and fully assembled. We ship only *FULLY TESTED* and *CERTIFIED DRIVES* at these low prices. Full height drives are unused surplus and not always available.

We use Fuji, Teac and Other Fine brands. We have *5 years experience* in the CoCo disk drive market! We are able to provide support when you have a problem.

NOW FOR CoCo 1, 2, 3!!

WARRANTIES

Full Hgt 90 days Half Hgt 1 Year

— ORDER LINES (only) —
(800) 245-6228
(215) 682-6855 (PA)

— TECH HELP LINE —
(215) 433-8695
Call for Latest Prices!

**Bonus!
Special
Bundled
Software
with
Disk Drive
Purchase!**



OWL-WARE

P.O. Box 116-A
Mertztown, PA 19539

OWL-WARE Software Bundle

Disk Tutorial - 3 Utilities - 2 Games

DISK TUTOR Ver. 1.1

Learn how to use your disk drive from this multi-lesson, machine language program. This tutor takes you through your lessons and corrects your mistakes for a quick, painless disk drive introduction. (This professionally written tutor is easily worth the bundle's total price.)

OWL DOS

An operating system that gives faster disk access and allows the use of double-sided drives. Corrects a floating point number error on early CoCo systems.

COPY-IT

Quickly copies selected programs between disks. A wild card option selects groups of programs for copy.

VERIFY

Verifies reading of each sector. Bad sectors are listed on the screen.

2 GAMES

We will select 2 games from our stock. These have sold for more than \$20 each.

If sold separately this is over \$125 worth of software!!

Do not mistake this software with cheap, non-professional "Public Domain" software which is being offered by others. All of this software is copyrighted and professional in quality. The tutor is unique with us and has helped hundreds of new users learn their disk drive.

only \$27.95

(or even better)

*only \$6.95 with
any Disk Drive Purchase!!*

can scan. These symbols are used to identify objects in other sectors:

Symbol	Object
Up arrow	Your Current position
E	Enemy Planet
#	Enemy Fleet
R	Robodroid (computer-controlled enemy)
?	Chance (could be good or bad)
S	Stargate
\$	Your base
T	Trading Base
1-7	Neutral Planet with cargo
0	Neutral Planet with no cargo
*	Outside galactic limits

GET. The Get command will extract all cargo from a neutral planet and place the cargo on your flagship. You may hold 10 cargo bays of material for every flagship you own.

BUI. If you have purchased base kits, the Build command will build bases on a neutral planet. Once built, the bases will provide you with money at the start of each turn.

TRA. If there is a trading base located at your current position, the Trade command will allow you to buy and sell goods. There is a bank located at each trading base.

WAR. If you run across any enemy bases or an enemy fleet, you may declare War on that planet or fleet. Once war is declared, you must deploy fighters to fight the battle for you.

TLP. If there is a stargate located at your current position, the TLP command will teleport your fleet to any position in the current level.

LST. The LST command will list all players in the game.

LVL. This command allows you to switch from one level to the next. The higher the level, the more bases you can build on a single planet. Robodroids get tougher on higher levels, as well.

STA. The Status command will show your current status.

TOP. This command will show you the top five players.

CAL. This will list out the last nine callers who have played the game.

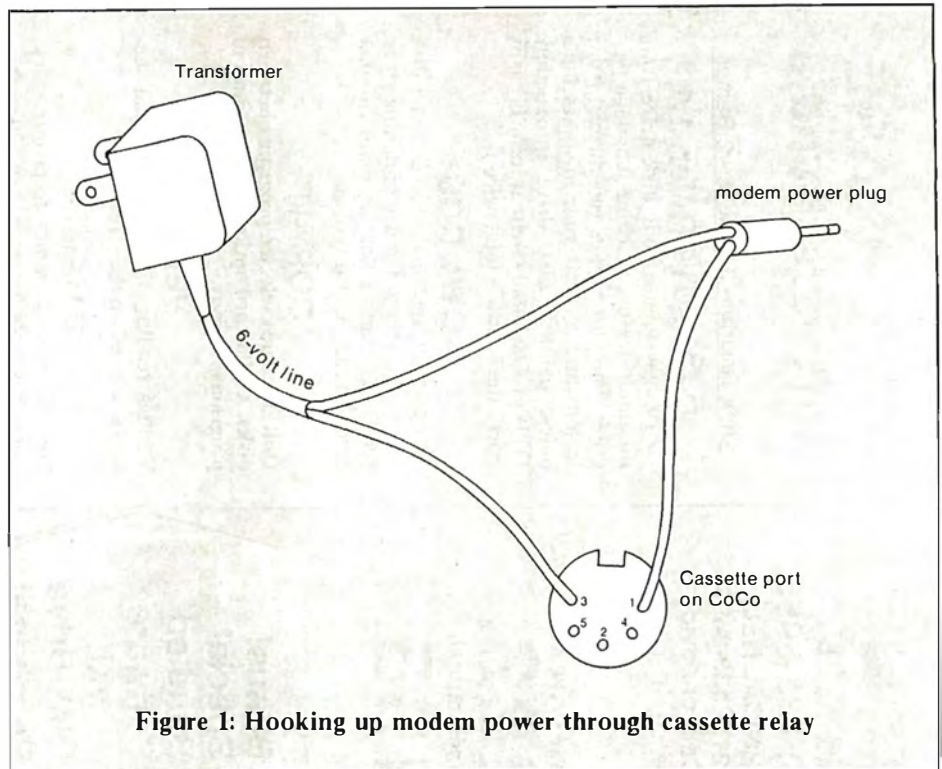


Figure 1: Hooking up modem power through cassette relay

RUL. This will list out a text file called RULES. You should write up a condensed list of rules and save it to the BBS disk as RULES.TXT.

END. This command ends your turn.

Rules of Play

You may extract cargo from any neutral planet or your own planet, but not from an enemy planet. If cargo is found on an enemy planet, you must take over the base(s) first, then extract the cargo.

If you end your turn in any sector but your own base, your fleet will be teleported to a neutral sector and a base will be built there. The bank builds the base for you and charges you double the price to build it. The price of the base is added on to your loan amount.

There are several more rules to the game, but I will let you find them out as you play.

If you do not want to allow back-to-back calls, remove the REM in Line 162.

Notes for Multi-Drive Users

If you have more than one disk drive and want to move the data files to another drive, use the following steps:

- 1) LOAD "NEWGAME"
- 2) Insert the data disk into Drive 0
- 3) Run the program and set up the galaxy
- 4) LOAD "GALACTIC"
- 5) Edit the following lines, inserting

the proper drive number: 280, 2010, 2110, 4900, 7020 and 7050
6) SAVE "GALACTIC.BAS"

Hints

To prevent BBS crashers from breaking into BASIC, I have the power to my modem going through the cassette relay. If, for some reason, the program produces an error and the game breaks into BASIC, the modem shuts off and will not allow further calls until the problem is fixed. This protection is crude, but very effective. To use this option, you must have a modem that uses a transformer which changes 110VAC to some small voltage between 6 and 12 volts. *Do not attempt to run 110V through the cassette relay!* (See Figure 1.)

Use with Another BBS Program

If your BBS program runs under RS DOS and uses *Remote2* as a terminal driver, enter LOAD "GALACTIC.BAS" and delete lines 1 through 6. Edit Line 9999 and change it to RUN "your BBS program filename".

If your BBS uses a different terminal driver program, you must convert the pokes used to change the bells on *Remote2* to work with your new terminal driver. These pokes are located in lines 2, 140, 160 and 5010.

(Questions about this program may be addressed to the author at 1811D W. 21st St., Kennewick, WA 99337. Please enclose an SASE when writing for a reply.) □

Editor's Note: REMOTE2 appeared on Page 106 of the November 1985 issue of THE RAINBOW. For information about the program, or if you wish to assemble REMOTE2, refer to that issue. REMOTE2 will also be included on this month's RAINBOW ON TAPE and RAINBOW ON DISK under the filename REMOTE2/SYS. To copy it from tape to disk, CLOADM the file from tape. Then type SAVEM"REMOTE2", &H7D00, &H7EF6, &H7D32 and ENTER.

✓	2135	211
	4050	183
	END	132

Listing 1: NEWGAME

```
5 CLEAR2000
10 DIMA(16)
12 CLS:PRINT"THIS PROGRAM WILL S
TART A NEW GAME OF GALACTIC CO
NFLECT":PRINT"BE SURE THE PROPER
DISKETTE IS INSERTED IN DRIVE
0.":PRINT
15 INPUT"HOW MANY LEVELS":LV:INP
UT"ENTER GALAXY SIZE (13-25)":SZ
```

```
:IFSZ<13 OR SZ>25 THENPRINT"TRY
AGAIN!":GOTO15
16 PRINT"HOLD ON A SEC..."
17 DIMG(SZ,SZ)
20 FORZ=1TO16:A(Z)=0:NEXT:FORZ=0
TO9:B(Z)=0:NEXT
2100 'PUT RECORD
2102 D1$="":C1$="":FOR Z=1TO16:C
1$=C1$+MKN$(A(Z)):NEXT:FORZ=0 TO
9:D1$=D1$+MKN$(B(Z)):NEXT:AT$="
/":D1$=D1$+AT$
2105 IFL=0 THENA1$="\":B1$="\
2106 IF R=42 THEND1$="":FORF=1TO
5:D1$=D1$+"NONAME "+MKN$(0)+M
KN$(0):NEXTF
2110 OPEN"D",#1,"GALAXUSR/DAT",2
00
2120 FIELD#1,10 AS A$,10 AS B$,8
0 AS C$,100 AS D$
2130 LSET A$=A1$:LSET B$=B1$:LSE
T C$=C1$:LSET D$=D1$
2135 IF L=0 THENFORR=1TO42
2140 PUT#1,R
2145 IF L=0 THENNEXT
2150 CLOSE#1
3000 IF L=0 THEN L=1:R=42:A1$="N
oname":B1$="Cadet":A(1)=0:A(2)=0
:A(3)=SZ:A(4)=LV:GOTO2100
3010 CLOSE#1
4000 FOR LL=1 TO LV:PRINT"LEVEL"
;LL
4010 INPUT"# OF ROBOTIDS":RO:IN
PUT"# OF STARTGATES":ST:INPUT"#
OF CARGO":CA:INPUT"# OF ??":Q
4020 Z=SZ*SZ:Z1=RO+Q+ST+CA:IFZ<=
Z1 THENPRINT"START OVER.":PRINT
"YOU CAN ONLY HAVE":Z;"ITEMS TOT
AL":GOTO4010
4021 PRINT"HOLD ON WHILE I CREAT
```

```
E THE LEVEL"
4022 FOR Z=1 TO Q
4024 X=RND(SZ):Y=RND(SZ):IFG(X,Y
)=0 THEN G(X,Y)=90+RND(8) ELSE40
24
4026 NEXTZ
4030 FOR Z=1TORO
4040 X=RND(SZ):Y=RND(SZ):IF G(X,
Y)=0 THEN G(X,Y)=40+RND(9) ELSE
4040
4050 NEXTZ
4060 FOR Z=1 TO ST
4070 X=RND(SZ):Y=RND(SZ):IF G(X,
Y)=0 THEN G(X,Y)=50 ELSE4070
4080 NEXTZ
4090 FOR Z=1 TO CA
4100 X=RND(SZ):Y=RND(SZ):IF G(X,
Y)=0 THEN G(X,Y)=RND(7)*1000 ELS
E 4100
4110 NEXT
4120 Z$="LEVEL"+STR$(LL)
4130 GOSUB4140:NEXTLL:GOTO4999
4140 G(1,1)=99:G(SZ,SZ)=99:G(1,S
Z)=99:G(SZ,1)=99
4150 PRINT"MAKING ";Z$
4160 OPEN"O",#1,Z$
4170 FOR X=1TOSZ:FOR Y=1 TOSZ
4180 WRITE #1,G(X,Y)
4190 NEXTY,X
4200 CLOSE#1:FOR TR=1 TO SZ:FOR
TQ=1 TO SZ:G(TR,TQ)=0:NEXT TQ,TR
:RETURN
4999 OPEN"O",#1,"RULES/TXT":PRIN
T#1,"The rules go here!":CLOSE#1
5000 PRINT"NEWGAME COMPLETE":PRI
NT"NOW ALL YOU HAVE TO DO IS:"P
RINT"LOADM REMOTE2":PRINT"EXEC":
PRINT"PCLEAR1":PRINT"RUN GALACTI
C"
```

Listing 2: GALACTIC

```
2 CLS(0):CLEAR2000,&H7D00:POKE&H
7D04,1
5 Z$=INKEY$:IFZ$=""THEN5
6 Z$=INKEY$:IFZ$=""THEN6
20 PRINT"Welcome to Galactic Con
flict":PUT ANY MESSAGE HERE
40 R=42:DIMY(16),A(16):GOSUB2000
:SZ=A(3):DIMG(SZ,SZ):Y(14)=32
50 FORZ=1 TO 8:READD$(Z):NEXT:FO
RZ=0 TO 7:READ RK$(Z):NEXT:FOR Z
=0 TO 6:READTW(Z):NEXT
70 PRINTCHR$(12)
100 PRINT:B$=STRING$(23,"*"):A$=
B$:GOSUB1000:A$="* Galactic Con
flict *":GOSUB1000:A$="* by
```

✓	120	107	3460	223	4530	221
	180	92	3480	4	4725	164
	310	167	3520	228	4804	28
	440	32	3670	249	5005	144
	540	95	3775	23	5065	27
	1510	43	4050	248	5120	129
	2100	140	4190	45	7000	165
	3020	91	4240	9	8030	170
	3205	237	4315	77	9000	63
	3320	18	4340	206	END	130

```
Paul Alger *":GOSUB1000:A$=B$
:GOSUB1000:PRINT:PRINT
105 PRINT:R=42:GOSUB2000:LD$=A1$
:RK$=B1$:CR=A(1):NR=A(2):SZ=A(3)
:LV=A(4):NC=A(5):WG=A(6):A$="Gal
axy size:"+STR$(SZ)+" x"+STR$(SZ
):GOSUB1000:A$="No. of levels:"+
STR$(LV):GOSUB1000:PRINT
106 IF WG=1 THENPRINT"The game h
as been won by ";TP$(1):PRINT"Do
you want to play anyway? (Y/N):
";GOSUB1500:IFZ$="N"ORZ$="n"TH
EN9999
110 IF TR<3 THENPRINT:PRINT"NEW
for new user!":PRINT"Enter Accou
```

```
nt #: (1 to":NR:") "":GOSUB1500
ELSE9999
120 IF Z$="NEW" OR Z$="new" THEN
5000
130 IF Z<1 OR Z>NR THEN PRINT:PR
INT"The Galactic Police are watc
hing!":TR=TR+1:GOTO110
140 R=Z:Y(0)=Z:GOSUB2000:ZL$=A1$
:PRINT:PRINTA1$," enter your pa
ssword. "":POKE&H7D03,36:GOSUB15
00:POKE&H7D03,0
150 IF Z$=B1$ THEN 160 ELSE PRIN
T:PRINT"The Galactic Police eye
you suspiciously!":GOTO110
160 NC=NC+1:POKE&H7D04,0:Y$(1)=A
1$:Y$(2)=B1$:FORZ=1TO16:Y(Z)=A(Z
):NEXT:R=41:GOSUB2000
162 LP$=Y$(1):IFY$(1)=LEFT$(LP$
(9),LEN(Y$(1))) THENPRINT"No bac
k to back calls!":GOTO9999
165 A1$=LP$:GOSUB2100
170 Y(11)=Y(11)+1:PRINT:PRINT:A$
="Welcome back "+Y$(1)+"!!!":GOSU
B1000:A$="This is turn number"+S
TR$(Y(11))+":GOSUB1000
180 PRINT:PRINT:A$=RK$+" "+LD$+"
is leading with"+STR$(CR)+" cre
dits.":GOSUB1000:A$="There are"+
STR$(NR)+" players playing.":GOS
UB1000:PRINT:GOSUB4000:PRINT"Top
Five.":PRINT:GOSUB8100
190 GOSUB1100
192 PRINT:R=Y(0):GOSUB2000:GOSUB
6000
194 Z=Y(5)*(900+RND(200)):Y(6)=Y
(6)+Z:PRINT"Your base(s) made":Z
;"credits!"
```

```

195 Z=0:Z1=0:IF Y(8)>0 THEN Z=FI
X(Y(8)*.1):Y(8)=Y(8)+Z
196 IF Y(7)>0 THEN Z1=FIX(Y(7)*.
07):Y(7)=Y(7)+Z1
197 PRINT:PRINT"Interest on savi
ngs";Z1:PRINT"Interest on loan:
";Z:PRINT
198 GOSUB1100:PRINT:GOSUB3000
199 X=Y(9):Y=Y(10):MV=25
200 Z1$="LEVEL"+STR$(Y(15))+"/DA
T":PRINT:PRINT>Loading galaxy":P
RINT"Start":STRING$(SZ-13," ");
Finished":OPEN"I",#1,Z1$:FORX1=1
TOSZ:FORY1=1TOSZ:INPUT#1,G(X1,Y1
):NEXTY1:PRINT". ";
201 NEXTX1:CLOSE#1:PRINT:PRINT
202 PRINT:IF Y(11)=1THENPRINT"You
start the game off in sector1,1
"ELSEPRINT"You left off last tim
e in sector";X,"";Y:G(X,Y)=G(X,
Y)-50
203 PRINT:GOTO3100
300 'COMMAND LEVEL START
310 GOSUB4000
320 IF MV<1 THEN 4800
340 PRINT:PRINT"Sector";X,"";Y;
"Level";Y(15):PRINTMV;"move(s) 1
eft."
350 PRINT:PRINT"Cmd>> ";:GOSUB15
00:PRINT
360 IF LEFT$(Z$,1)="" THEN 500
365 IF Z$="LST" OR Z$="lst" THEN
9000
370 IF Z$="STA" OR Z$="sta" THEN
GOSUB3000:GOTO3000
380 IF Z$="SRS" OR Z$="srs" THEN
3100

```

```

390 IF Z$="TRA" OR Z$="tra" THEN
3300
400 IF Z$="NAV" OR Z$="nav"THEN
4100
410 IF Z$="WAR" OR Z$="war" THEN
4200
415 IF Z$="CAL" OR Z$="cal" THEN
GOSUB8200:GOTO3000
417 IF Z$="RUL"ORZ$="rul"THENGOS
UB9100:GOTO3000
420 IF Z$="TLP" OR Z$="tlp" THEN
4400
430 IF Z$="GET" OR Z$="get" THEN
4500
440 IF Z$="BUI" OR Z$="bui" THEN
4600
450 IF Z$="END" OR Z$="end" THEN
4800
460 IF Z$="LRS" OR Z$="lrs" THEN
4700
470 IF Z$="LVL" OR Z$="lvl" THEN
7000
480 IF Z$="TOP" OR Z$="top"THEN
GOSUB8100:GOTO3000
490 PRINT:PRINT"No comprendo!":G
OTO3000
500 'COMMAND LIST
510 PRINT:PRINT:A$="Available Co
mmands":GOSUB1000:PRINT:A$="Comm
and Description":GOSUB
1000:A$=STRING$(29,"-"):GOSUB10
00:A$="NAV Navigation comm
and":GOSUB1000
520 A$="STA Your current
Status":GOSUB1000:A$="TRA
Trade at Outpost ":GOSUB1000:
A$="WAR Declare War on us

```

```

er":GOSUB1000:A$="LRS Lon
g range scan ":GOSUB1000:A$="
SRS Short range scan ":
GOSUB1000
530 A$="BUI Build your ba
se ":GOSUB1000:A$="TLP
Teleport your fleet":GOSUB1000:A
$="GET Get cargo
":GOSUB1000
540 A$="LVL Change levels
":GOSUB1000:A$="LST
List players ":GOSUB1000
545 A$="CAL Last nine cal
lers":GOSUB1000:A$="RUL
Display rules ":GOSUB1000
550 A$="TOP List top 5 pl
ayers":GOSUB1000:A$="END
End your turn ":GOSUB1000:GO
TO3000
1000 'Print centered
1020 IF LEN(A$)<Y(14) THEN PRINT
TAB((Y(14)-LEN(A$))/2);A$ ELSE P
RINTA$
1099 RETURN
1100 'Print Continue Prompt with
MCI trick
1102 A$="Hit /RETURN/ to continu
e: "
1110 PRINTA$;
1120 Z$=INKEY$
1130 IF Z$=CHR$(13) THEN 1150 EL
SE 1120
1150 FOR Z=1 TO LEN(A$)
1160 PRINTCHR$(8);
1170 NEXTZ:PRINT"Thank you!"
1180 RETURN
1500 'INPUT ROUTINE

```

ALL SOFTWARE COMPATIBLE WITH COCO3
NO PATCHES REQUIRED

- **COLOR BANKBOOK #3 *** \$19.95
- **BUSINESS BANKBOOK** \$49.95
SPECIFY 1 OR 2 DISK DRIVES
- **TV BLACKOUT BINGO *** \$19.95
- **VCR FILE** \$19.95
- **SUPERDISK UTILITY** \$ 9.95
SEE REVIEW IN MAY '86
RAINBOW PAGE 191
- **RADIOLOG** \$ 9.95
SEE REVIEW IN MAY '86
RAINBOW PAGE 209
- **CODE PRACTICE** \$ 9.95
SEE REVIEW IN NOV '86
RAINBOW PAGE 134

ORDERS OR INFORMATION

**CALL 1-800-628-2828
EXTENSION 552**

ALL PROGRAMS INCLUDE MANUALS .
REQUIRE 32K AND 1 DISK DRIVE.
ADD \$2.00 SHIPPING & HANDLING
FLORIDA RES. ADD 5% SALES TAX

**SUNRISE
SOFTWARE**



**8901 NW 26 ST DEPT R
SUNRISE, FL 33322**

* INCLUDES SPECIAL EDITION FOR COCO3 !!!

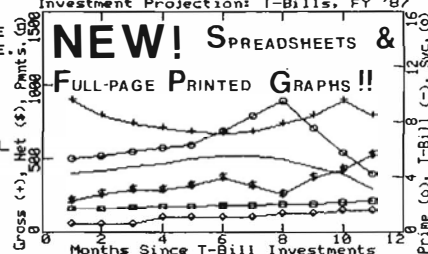
GRAF PLOT

NEW! - THE BEST JUST GOT BETTER!

GRAF PLOT DEMO:
\$5.00 DISK & TAPE
REFUND W/PURCHASE.

COMPATIBLE
WITH COCO 3

30 DAY
UNCONDITIONAL
MONEY-BACK
GUARANTEE!!



- * AUTOMATICALLY LOADS DATA FROM MOST POPULAR SPREADSHEETS.
- * 291 GRAPHING SYMBOLS AND UNLIMITED OVERLAY OF DATA.
- * AUTOMATICALLY SCALES AND LABELS ALL THREE OF THE AXES.
- * CALCULATES MATH FUNCTIONS, INTEGRALS AND MOVING AVERAGES.
- * FULLY AUTOMATIC, MENU DRIVEN W/ COMPLETE ERROR TRAPPING.
- * FULL-PAGE SCREENPRINTS ON ANY PRINTER! SPECIFY WITH ORDER.

REQUIRES 32K EXT. BASIC; TAPE - \$40.00 DISK - \$45.00

NEW!! *Picture Perfect* UTILITY

UNIVERSAL SCREENPRINT PROGRAM

- * COMPATIBLE WITH COCO III!!
- * "PERFECTLY SIMPLE" TO OPERATE - "SIMPLY PERFECT" RESULTS!
- * "PERFECTLY COMPATIBLE" WITH ALL DOT MATRIX PRINTERS!
- * GET "PERFECT CONTROL" OF: HEIGHT, WIDTH, POSITION, BAUD RATE, DOT DENSITY, NEGATIVE IMAGES, ETC.
- * THE "PERFECT SOLUTION" TO YOUR GRAPHICS PRINTING NEEDS!
- * COMPATIBLE WITH GRAPHICOM AND COCO MAX PICTURES!

◆ ONLY \$25.00 ON DISK OR TAPE ◆

BUY BOTH PROGRAMS & SAVE \$10.00

CALL NOW FOR FREE INFORMATION (415) 547-7537, OR WRITE:

HAWKES RESEARCH SERVICES: 859 STANFORD AVE, OAKLAND, CA 94608
YOUR PERSONAL CHECK IS WELCOME! SHIPMENT WITHIN 48 HOURS!
ADD \$3.00 SHIPPING ON ALL ORDERS. CA. RESIDENTS ADD SALES TAX

```

1510 LINEINPUT Z$:Z=VAL(Z$):RETURN
N
2000 'GET RECORD
2100 OPEN"D",#1,"GALAXUSR/DAT",2
00
2020 FIELD #1,10 AS A$,10 AS B$,
80 AS C$,100 AS D$
2035 GET#1,R:A1$=A$:B1$=B$:C1$=C
$:D1$=D$:CLOSE#1
2050 Z1=1:FOR Z=1TO80 STEP 5:Z$=
MID$(C1$,Z,5):A(Z1)=CVN(Z$):Z1=Z
1+1:NEXT
2055 IFR<41 THEN Z1=0:FOR Z=1 TO5
0 STEP5:Z$=MID$(D1$,Z,5):B(Z1)=C
VN(Z$):Z1=Z1+1:NEXT:AT$=RIGHT$(D
1$,50)
2056 IF R=41 THEN Z1=0:FOR Z=1TO1
00 STEP 10:LP$(Z1)=MID$(D1$,Z,10
):Z1=Z1+1:NEXT
2057 IF R=42 THEN Z1=1:FOR Z=1 T
O 100 STEP 20:TP$(Z1)=MID$(D1$,Z
,10):TP(Z1)=CVN(MID$(D1$,Z+10,5
)):TU(Z1)=CVN(MID$(D1$,Z+15,5)):Z
1=Z1+1:NEXT
2058 FOR Z=1 TO LEN(B1$):IF RIGH
T$(B1$,1)=" " THEN B1$=LEFT$(B1$
,LEN(B1$)-1):GOTO2058
2059 IF RIGHT$(A1$,1)=" " THEN A
1$=LEFT$(A1$,LEN(A1$)-1):GOTO205
9
2060 RETURN
2100 'PUT RECORD
2102 D1$="" :C1$="" :FOR Z=1TO16:C
1$=C1$+MKN$(A(Z)):NEXT:IFR<41 TH
ENFORZ=0 TO 9:D1$=D1$+MKN$(B(Z)
):NEXT:D1$=D1$+AT$
2103 IF R=41 THEN FORZ=1 TO 9:LP
$(Z-1)=LP$(Z):D1$=D1$+LP$(Z):NEX
T:D1$=D1$+LP$
2104 IF R=42 THEN FORZ=1TO5:D1$=
D1$+TP$(Z)+MKN$(TP(Z))+MKN$(TU(Z
)):NEXT
2110 OPEN"D",#1,"GALAXUSR/DAT",2
00
2120 FIELD#1,10 AS A$,10 AS B$,8
0 AS C$,100 AS D$
2130 LSET A$=A1$:LSET B$=B1$:LSE
T C$=C1$:LSET D$=D1$
2140 PUT#1,R
2150 CLOSE#1:RETURN
3000 'STATUS REPORT
3010 PRINT:PRINT"You currently h
ave:" :PRINT:FORZ=1 TO 8:PRINTUSI
NG"###,###,###":Y(Z):PRINT" ";D
$(Z):NEXT
3020 PRINTUSING"###,###,###":Y(13
):PRINT" Power scanner":TW=(Y(
1)*100000)+(Y(2)*50000)+(Y(3)*250
0)+(Y(4)*25000)+(Y(5)*100000)+Y(6)
+Y(7)-Y(8)+(Y(13)*200000):PRINT"-
-----":PRIN
TUSING"###,###,###":TW:PRINT" T
otal worth"
3030 PRINT:PRINT:GOSUB1100:RETUR
N
3100 'SHORT RANGE SCAN
3110 PRINT"Sensors indicate:" :WR
=0:CG=0:NU=0:YB=0
3115 IF X<1 OR X>SZ OR Y<1 OR Y>
SZ THEN PRINT"Nothing! (You left
the Universe)":GOTO3000
3120 IF G(X,Y)=99 THEN PRINT"A T
rading Outpost.":GOTO3000
3130 IF G(X,Y)=50 THEN PRINT"A s
targate!":GOTO3000
3150 IF G(X,Y)>40 AND G(X,Y)<50
THEN Z=G(X,Y)-40:PRINT"A class";
Z;"Robodroid!":WR=3:GOTO4200
3160 IF G(X,Y)=0 THEN PRINT"A ne
utral planet with no cargo.":NU=
1:GOTO3000
3170 IF G(X,Y)>90 AND G(X,Y)<99
THEN 8000
3180 Z$=STR$(G(X,Y)):Z1$=RIGHT$(
Z$,2):UN=VAL(Z1$)
3190 IF LEN(Z$)>4 THEN Z2$=LEFT$(
Z$,2):C=VAL(Z2$):Z3$=MID$(Z$,3,
1):B=VAL(Z3$) ELSE Z2$="":C=0:Z3
$=LEFT$(Z$,2):B=VAL(Z3$)
3200 IF UN=0 THEN PRINT"A neutra
l planet with";C;"cargo bays!":C
G=C:NU=1:GOTO3000
3205 IFC>0 THEN PRINTC;"cargo ba
y(s) and ";
3210 IF UN=Y(0) THEN PRINT"Your
planet with";B;"base(s).":CG=C:Y
B=1:GOTO3000
3220 IF UN>50 THEN WR=2:PRINT"An
enemy fleet!":UN=UN-50:IF UN>0
AND UN<NR THEN R=UN:GOSUB2000:
PRINT"The fleet belongs to:" :PRI
NT"=< ";RK$(A(12));" ";A1$;" >=
-":PRINT"There are";A(2);"fighte
rs deployed!":GOTO3000
3230 IF UN>0 AND UN<41 THEN WR=1
:PRINT"An enemy planet with";B;"
base(s)!" :IF UN>0 AND UN<NR THE
N R=UN:GOSUB2000:PRINT"This plan
et belongs to:" :PRINT"=< ";RK$(
A(12));" ";A1$;" >=" :GOTO3000
3240 WR=0:PRINT"This object is n
ot recognized!":PRINT"I'm going
to neutralize this sector!":G(X,
Y)=0:GOTO3000
3300 'TRADING BASE
3310 IF G(X,Y)<>99 THEN PRINT"Th
ere is no Trading Outpost here!"
:GOTO3000
3320 PRINT:PRINT>Welcome to our
Outpost.":PRINT:PRINT"[B] Buy go
ods":PRINT"[S] Sell goods":PRINT
"[C] Credit Union":PRINT"[Q] Qui
t"
3330 PRINT:PRINT"Outpost>> ";:GO
SUB1500
3340 IF Z$="B" OR Z$="b" THEN 34
00
3350 IF Z$="S" OR Z$="s" THEN350
0
3360 IF Z$="C" OR Z$="c" THEN360
0
3370 IF Z$="Q" OR Z$="q" THEN 30
0
3380 IF Z$="?" THEN 3320
3385 PRINT"No comprendo!":GOTO33
00
3400 'BUY
3405 P1=100000+RND(25000):P2=180
00+RND(3000):P3=4000+RND(2000):P
4=2000+RND(1000):P5=100+RND(100)
3410 PRINT:PRINT"Items available
":PRINT:PRINT"No. Description
Price":PRINTSTRING$(27,"-"):
PRINT" 1. Flagship ";P1:P
RINT" 2. Scanner ";P2
3420 PRINT" 3. Fighter
";P3:PRINT" 4. Base kit
";P4:PRINT" 5. Quit
";P5
3430 PRINT:PRINT"You have";Y(6);
"credits. Your choice (1-5) or
?":PRINT"Buy>>":GOSUB1500
3440 IF Z$="?" THEN 3410
3450 IF Z<1 OR Z>5 THEN 3430
3460 ON Z GOTO 3470,3475,3480,34
85,3490
3470 Z=FIX(Y(6)/P1):IF Z=0 THENP
RINT"You can't afford a Flagship
!":GOTO3430 ELSE PRINT"You can b
uy";Z;"Flagship(s).":
3472 PRINT"How many do you want?
":GOSUB1500:Z1=VAL(Z$):IF Z1>0
AND Z1<=Z THEN PRINT"Done.":Y(
6)=Y(6)-(P1*Z1):Y(1)=Y(1)+Z1:GOT
O3430 ELSE PRINT "No sale!":GOT
O3430
3475 Z=FIX(Y(6)/P2):IF Z=0 THENP
RINT"You can't afford a Scanner!
":GOTO3430 ELSE PRINT"You can bu
y";Z;"Scanner(s).":
3477 PRINT"How many do you want?
":GOSUB1500:Z1=VAL(Z$):IF Z1>0
AND Z1<=Z THEN PRINT"Done.":Y(
13)=Y(13)+Z1:Y(6)=Y(6)-(P2*Z1):G
OTO3430 ELSEPRINT"No sale!":GOT
O3430
3480 Z=FIX(Y(6)/P3):IF Z=0 THENP
RINT"You can't afford a Fighter!
":GOTO3430 ELSEPRINT"You can buy
";Z;"Fighter(s).":
3482 PRINT"How many do you want?
":GOSUB1500:Z1=VAL(Z$):IF Z1>0
AND Z1<=Z THENPRINT"Done.":Y(6
)=Y(6)-(P3*Z1):Y(2)=Y(2)+Z1:GOTO
3430 ELSEPRINT"No sale!":GOTO34
30
3485 Z=FIX(Y(6)/P4):IF Z=0 THENP
RINT"You can't afford a Base kit
!":GOTO3430 ELSEPRINT"You can bu
y";Z;"Base kit(s).":
3487 PRINT"How many do you want?
":GOSUB1500:Z1=VAL(Z$):IF Z1>0
AND Z1<=Z THENPRINT"Done.":Y(6
)=Y(6)-(P4*Z1):Y(4)=Y(4)+Z1:GOTO
3430 ELSEPRINT"No sale!":GOTO34
30
3490 Y(6)=Y(6)-P5:GOTO3300
3500 'SELL
3505 PRINT:PRINT
3507 IF Y(3)<1 AND Y(1)<2 THEN P
RINT"You have nothing I want!":G
OTO3300
3510 IF Y(3)>0 THEN PRINT"I see
you have";Y(3);"Cargo bays.":P1=
Y(3)*(2000+RND(1000)):PRINT"I'll
give you";P1;"for it.":PRINT"Wa
nt to sell? (Y/N)":GOSUB1500:
IF Z$="Y" OR Z$="y" THENPRINT"Do
ne.":Y(6)=Y(6)+P1:Y(3)=0 ELSEPR
INT"No cargo sold."
3520 IF Y(1)>1 THEN PRINT"I see
you have";Y(1)-1;"Flagships.":P1
=9000+RND(1000):PRINT"I'll give
you";P1;"for one.":PRINT"Want t
o sell? (Y/N)":GOSUB1500:IF Z$
="Y" OR Z$="y" THENPRINT"Done.":
Y(1)=Y(1)-1:Y(6)=Y(6)+P1 ELSEPR
INT"No Flagships sold."
3530 PRINT:PRINT"I see nothing e
lse that I want.":GOTO3300
3600 'BANK
3610 PRINT:AS$="Welcome to Galact
ic Federal.":GOSUB1000:PRINT
3620 AS$="[D] Deposit ":GOSUB10
00:AS$="[W] Withdraw ":GOSUB1000
:AS$="[S] Statement ":GOSUB1000:A
S$="[L] Loan ":GOSUB1000:AS$=
"[Q] Quit bank ":GOSUB1000:PRINT
3630 PRINT:PRINT"Bank":PRINT"You
r choice or ?":GOSUB1500:PRIN
T
3640 IF Z$="?" THEN 3610
3650 IF Z$="D" OR Z$="d" THEN375
0
3660 IF Z$="W" OR Z$="w" THEN380
0
3670 IF Z$="S" OR Z$="s" THEN PR
INT"Credits on hand.":Y(6):PRIN
T"Credits on loan. ";Y(8):PRINT"
Credits in Bank. ";Y(7):PRINT:GO
TO3630
3680 IF Z$="Q" OR Z$="q" THEN 33
00
3690 IF Z$="L" OR Z$="l" THEN 37
10
3700 GOTO3630

```

```

3710 IF TW<5000000 THEN PRINT"The
loan officer throws you out!":
GOTO3630
3720 PRINT"I see you are worth";
TW:PRINT"I'll loan you up to":Z
=FIX(TW/2):PRINTZ:PRINT"The term
s are 10% per turn.":PRINT
3730 PRINT"Enter amount. Max is"
;Z::GOSUB1500:Z1=VAL(Z$)
3740 IF Z1<0 OR Z1>Z THEN 3730 E
LSE Y(6)=Y(6)+Z1:Y(8)=Y(8)+Z1:G
OTO3630
3750 'SAVINGS
3752 IF Y(6)>0 THEN Y(6)=0
3755 IF Y(8)>0 THENPRINT"You hav
e an outstanding loan.":PRINT"An
y deposits made will go against
it."
3760 PRINT:PRINT"Enter amount of
deposit.":PRINT"Max is";Y(6);"
":GOSUB1500:Z=VAL(Z$):IF Z<0 O
R Z>Y(6) THEN3760
3770 IF Y(8)>0 THEN Y(8)=Y(8)-Z:
Y(6)=Y(6)-Z:IF Y(8)=<0 THEN Y(7)
=Y(7)+ABS(Y(8)):Y(8)=0:PRINT"You
have paid off your loan!":GOTO3
780
3775 IF Y(8)=0 THENY(7)=Y(7)+Z:Y
(6)=Y(6)-Z
3780 PRINT"Done..":GOTO3630
3800 'WITHDRAW
3810 PRINT:PRINT"Enter amount of
withdrawal.":PRINT"Max is";Y(7)
;":GOSUB1500:Z=VAL(Z$):IF Z<
0 OR Z>Y(7) THEN3810 ELSE Y(6)=Y
(6)+Z:Y(7)=Y(7)-Z:PRINT"Done..":
GOTO3630
4000 'TW CALC
4010 TW=(Y(1)*1000000)+(Y(2)*5000
00)+(Y(3)*25000)+(Y(4)*25000)+(Y(5)*
100000)+Y(6)+Y(7)-Y(8)+(Y(13)*200
00)
4020 IF TW>TW(Y(12)) AND Y(12)<7
THEN Y(12)=Y(12)+1:PRINT:PRINT"
Congratulations!":PRINT"You have
been promoted to ";RK$(Y(12)):I
FY(12)=7 THENPRINT"You just won
the game!":WG=1
4030 IF Y(12)>0 THEN IF TW<TW(Y
12)-1) THEN Y(12)=Y(12)-1:PRINT:
PRINT"Sorry..":PRINT"You have be
en demoted to ";RK$(Y(12))
4050 TP$=Y$(1):TU(6)=0:TP$(6)="N
ONAME " :TP(6)=0:L=0:FORZ=1TO5
:IFTU(Z)=Y(0) THEN L=Z:Z=6
4051 NEXT
4052 IF LEN(TP$)<10 THEN TP$=TP$
+" ":GOTO4052
4055 IFL=0THEN4065
4060 FOR Z=L TO 5:TP$(Z)=TP$(Z+1)
:TP(Z)=TP(Z+1):TU(Z)=TU(Z+1):NE
XT
4065 L=0:FORZ=1TO5:IFTW>TP(Z)THE
NL=Z:Z=6
4070 NEXT:IF L>0 THEN 4075 ELSE
RETURN
4075 FORZ=5 TO L+1 STEP-1:TP$(Z)
=TP$(Z-1):TP(Z)=TP(Z-1):TU(Z)=T
U(Z-1)
4080 NEXT:TP$(L)=TP$:TP(L)=TW:TU
(L)=Y(0):RETURN
4100 'NAV
4110 PRINT:PRINT"Enter course. (
1-8) ":GOSUB1500:Z2=FIX(VAL(Z$
)):IF Z2<1 OR Z2>8 THENPRINT"Nav
aborted!":GOTO3000
4120 PRINT:PRINT"Enter warp fact
or. (1-8) ":GOSUB1500:Z1=FIX(V
AL(Z$)):IF Z1<1 OR Z1>8 THENPRIN
T"Nav aborted!":GOTO3000
4130 IF Z2=1 THEN Y=Y-Z1
4140 IF Z2=2 THEN Y=Y-Z1:X=X+Z1

```

```

4150 IF Z2=3 THEN X=X+Z1
4160 IF Z2=4 THEN X=X+Z1:Y=Y+Z1
4165 IF Z2=5 THEN Y=Y+Z1
4170 IF Z2=6 THEN X=X-Z1:Y=Y+Z1
4180 IF Z2=7 THENX=X-Z1
4190 IF Z2=8 THENX=X-Z1:Y=Y-Z1
4199 MV=MV-1:GOTO290
4200 'WAR
4210 IF WR=0 THENPRINT"There is
nobody here to attack!":GOTO3000
4212 :IFWR=2 AND B(9)<>0 THENPRI
NT"That player has been attacked
!":GOTO3000
4215 FORZ=0 TO 8:IF B(Z)<1THENAK
=Z:Z=10:NEXTELSE AK=8:NEXT
4216 O$="0":PN$=STR$(Y(0)):IF LE
N(PN$)>2 THEN PN$=RIGHT$(PN$,2)
ELSE PN$="0"+RIGHT$(PN$,1)
4217 X$=STR$(X):IF LEN(X$)>2 THE
N X$=RIGHT$(X$,2)ELSEX$="0"+RIGH
T$(X$,1)
4218 LE$=STR$(Y(15)):LE$=RIGHT$(
LE$,1):Y$=STR$(Y):IF LEN(Y$)>2 T
HEN Y$=RIGHT$(Y$,2)ELSEY$="0"+RI
GHT$(Y$,1)
4220 IF WR=1 THENPRINTA1$;"'s pl
anet has";B;"base(s) ":ST=B*3
4230 IF WR=2 THENPRINTA1$;"'s fl
eet has";A(2);"fighters deployed
!":ST=A(2)
4240 IF WR=3THENST=(G(X,Y)-40)*Y
(15):PRINT"The Robodroid is atta
cking!":Z=RND(3):IFZ=3 THENPRINT
"The Robodroid surprized you!":Z
1=FIX((RND(10)*.01)*Y(2)):IF Z1>
0 THENPRINT"He captured";Z1;"of
your fighter(s)!:Y(2)=Y(2)-Z1:S
T=ST+Z1
4245 IF WR=3THENPRINT"He has";ST
;"fighters deployed!"
4250 PRINT:PRINT"How many fighte
rs will you deploy?":PRINT"Max i
s";Y(2);":GOSUB1500:Z=VAL(Z$
):IF Z<0 OR Z>Y(2) THEN 4250
4260 IF WR<3 AND Z=0 THENPRINT"
Attack Aborted!":GOTO3000
4270 PRINT:YS=Z:FORQ=1TO3:PRINT"
CONDITION RED!":FORQ=1 TO 15:
PRINTCHR$(8);:NEXTQ1,Q:PRINT"CON
DITION RED!!"
4280 PRINT"You Enemy":PRI
NTSTRING$(15," ");
4290 PRINTSTRING$(15,8);:Z1$=STR
$(YS):Z2$=STR$(ST):Z1=LEN(Z1$)+L
EN(Z2$):Z3$=STRING$(15-Z1," "):Z
4$=Z1$+Z3$+Z2$:PRINTZ4$;
4295 IFYS<1 OR ST<1 THEN 4310
4300 Z1=RND(100):IF Z1>60 THEN Y
S=YS-1 ELSEST=ST-1
4305 GOTO4290
4310 PRINT:PRINT:PRINT:IF YS>0 T
HENST=0:PRINT"You won!!" ELSE IF
ST>0 THENYS=0:PRINT"You lost!!
":ELSEPRINT"It was a draw."YS=0:
ST=0
4315 PRINT"You lost";Z-YS;"fight
ers.":Y(2)=Y(2)-(Z-YS):IF YS<1 A
ND Y(2)>0 THENPRINT"Do you want
to deploy more fighters? (Y/N)
":GOSUB1500:IF Z$="Y" OR Z$="y"
THEN4250
4320 IF WR=1 AND ST<1 THEN A(5)=
A(5)-B:G(X,Y)=G(X,Y)-UN+Y(0):Y(5
)=Y(5)+B:PRINT"You have conquere
d this planet!":CD$="1":B(AK)=VA
L(CD$+LE$+X$+Y$+PN$):GOSUB2100:G
OTO290
4325 IF WR=1 THENPRINTA1$;"'s pl
anet survived your attack!":CD$=
"2":B(AK)=VAL(CD$+LE$+X$+Y$+PN$)
:GOSUB2100:GOTO3000
4330 IF WR=2 AND ST<1 THENPRINT"

```

```

You beat ";A1$;"'s fleet!":PRINT
"You get.":PRINTA(6);"credits.":
Y(6)=Y(6)+A(6):A(6)=0:PRINTA(3);
"cargo bays.":Y(3)=Y(3)+A(3):A(3
)=0:Z1=FIX(A(2)/4):PRINTZ1;"figh
ters.":Y(2)=Y(2)+Z1:A(2)=1:GOSUB
4360:GOSUB2100:GOTO3000
4335 IF WR=2 THENPRINTA1$;"'s fl
eet won!":PRINT"Troops board you
r flagship and":PRINT"take all c
argo and credits!":A(2)=A(2)+FIX
(Z/4):A(3)=A(3)+Y(3):Y(3)=0:A(6)
=A(6)+Y(6):Y(6)=0:CD$="3":B(AK)=
VAL(CD$+LE$+X$+Y$+PN$):GOSUB2100
:GOTO3000
4340 IF WR=3 AND ST<1 THENPRINT"
You beat the Robodroid!":Z1=(G(X
,Y)-40+Y(15))*(5000+RND(2000)):P
RINT"He had";Z1;"credits!":Y(6)=
Y(6)+Z1:G(X,Y)=0:GOTO290
4350 IF WR=3 THENPRINT"The Robod
roid takes all your money!":PRIN
T"He tows your fleet away...":Y(
6)=0:X=RND(SZ-2)+1:Y=RND(SZ-2)+1
:GOTO290
4360 'GET WINNERS COMMENT
4370 B(9)=Y(0):PRINT:PRINT"Enter
comment to ";A1$;" (50 chrs max
)":AT$="Gotcha!!!":PRINT"<CR>=";
AT$:GOSUB1500:IF LEN(Z$)>1 THENA
T$=Z$
4380 RETURN
4400 'TLP
4410 IF G(X,Y)<>50 THEN PRINT"Th
ere is no Stargate here!":GOTO30
0
4420 PRINT"Enter X coordinate: "
;GOSUB1500:X=VAL(Z$):PRINT"Ente
r Y coordinate. ":GOSUB1500:Y=V
AL(Z$):GOTO290
4500 'GET
4510 IF CG=0THENPRINT"No cargo h
ere!":GOTO3000
4520 Z=Y(1)*100:IF Y(3)+CG>Z THEN
PRINT"It all won't fit!":C1=Z-Y(
3):CG=CG-C1:Y(3)=Z:G(X,Y)=G(X,Y)
-(C1*1000):GOTO290
4530 Y(3)=Y(3)+CG:G(X,Y)=G(X,Y)-
(CG*1000):GOTO290
4599 'BUI
4600 IF NU=0 THENPRINT"You can't
build a base here!":GOTO290
4605 IF Y(4)>Y(15) THENZ1=Y(15)E
LSEZ1=Y(4)
4610 PRINT"Build how many bases?
":PRINT"Max is";Z1;":GOSUB1500
:Z=VAL(Z$):IF Z<0 OR Z>Z1 THEN4
610
4620 IF Z=0THEN3000
4630 G(X,Y)=G(X,Y)+(Z*100)+Y(0):
Y(4)=Y(4)-Z:Y(5)=Y(5)+Z:GOTO290
4700 'LRS
4705 IF Y(13)<1 THENPRINT"You do
n't have a scanner!":GOTO3000
4710 PRINT"Scan how far? Max is"
;Y(13);:GOSUB1500:Z=VAL(Z$):IF Z
<0 OR Z>Y(13) THEN4710
4715 Y3=Y-Z:Y4=Y+Z:X3=X-Z:X4=X+Z
4720 FOR Y2=Y3 TO Y4:FOR X2=X3 T
O X4
4725 IF X2=X AND Y2=Y THENPR$="
":GOTO4780
4730 IF X2>0 AND X2<21 AND Y2>0
AND Y2<21 THENLC$=STR$(G(X2,Y2))
ELSEPR$="*":GOTO4780
4735 Z=VAL(RIGHT$(LC$,2)):IF Z=0
AND G(X2,Y2)>0 THEN PR$=STR$(FI
X(G(X2,Y2)/1000)):PR$=RIGHT$(PR$
,1):GOTO4780
4740 IF Z=50 THENPR$="S":GOTO478
0
4745 IF Z>40 AND Z<50 THENPR$="R

```


Telewriter-64™

the Color Computer Word Processor

- 3 display formats: 51/64/85 columns × 24 lines
- True lower case characters
- User-friendly full-screen editor
- Right justification
- Easy hyphenation
- Drives any printer
- Embedded format and control codes
- Runs in 16K, 32K, or 64K
- Menu-driven disk and cassette I/O
- No hardware modifications required

THE ORIGINAL

Simply stated, Telewriter is the most powerful word processor you can buy for the TRS-80 Color Computer. The original Telewriter has received rave reviews in every major Color Computer and TRS-80 magazine, as well as enthusiastic praise from thousands of satisfied owners. And rightly so.

The standard Color Computer display of 32 characters by 16 lines without lower case is simply inadequate for serious word processing. The checkerboard letters and tiny lines give you no feel for how your writing looks or reads. Telewriter gives the Color Computer a 51 column by 24 line screen display with *true lower case characters*. So a Telewriter screen looks like a printed page, with a good chunk of text on screen at one time. In fact, more on screen text than you'd get with Apple II, Atari, TI, Vic or TRS-80 Model III.

On top of that, the sophisticated Telewriter full-screen editor is so simple to use, it makes writing fun. With single-letter mnemonic commands, and menu-driven I/O and formatting, Telewriter surpasses all others for user friendliness and pure power.

Telewriter's chain printing feature means that the size of your text is never limited by the amount of memory you have, and Telewriter's advanced cassette handler gives you a powerful word processor without the major additional cost of a disk.

...one of the best programs for the Color Computer I have seen...

— Color Computer News, Jan. 1982

TELEWRITER-64

But now we've added more power to Telewriter. Not just bells and whistles, but major features that give you total control over your writing. We call this new supercharged version Telewriter-64. For two reasons.

64K COMPATIBLE

Telewriter-64 runs fully in any Color Computer — 16K, 32K, or 64K, with or without Extended Basic, with disk or cassette or both. It automatically configures itself to take optimum advantage of all available memory. That means that when you upgrade your memory, the Telewriter-64 text buffer grows accordingly. In a 64K cassette based system, for example, you get about 40K of memory to store text. So you don't need disk or FLEX to put all your 64K to work immediately.

64 COLUMNS (AND 85!)

Besides the original 51 column screen, Telewriter-64 now gives you 2 additional high-density displays: 64 × 24 and 85 × 24!! Both high density modes provide all the standard Telewriter editing capabilities, and you can switch instantly to any of the 3 formats with a single control key command. The 51 × 24 display is clear and crisp on the screen. The two high density modes are more crowded and less easily readable, but they are perfect for showing you the exact layout of your printed page, *all on the screen at one time*. Compare this with cumbersome "windows" that show you only fragments at a time and don't even allow editing.

RIGHT JUSTIFICATION & HYPHENATION

One outstanding advantage of the full-width screen display is that you can now set the screen width to match the width of your printed page, so that "what you see is what you get." This makes exact alignment of columns possible and it makes hyphenation simple.

Since short lines are the reason for the large spaces often found in standard right justified text, and since hyphenation is the most effective way to eliminate short lines, Telewriter-64 can now promise you some of the best looking right justification you can get on the Color Computer.

FEATURES & SPECIFICATIONS:

Printing and formatting: Drives any printer (LPV11/VIII, DMP-100/200, Epson, Okidata, Centronics, NEC, C. Itoh, Smith-Corona, Terminus, etc).

Embedded control codes give full dynamic access to intelligent printer features like: underlining, subscript, superscript, variable font and type size, dot-graphics, etc.

Dynamic (embedded) format controls for: top, bottom, and left margins; line length, lines per page, line spacing, new page, change page numbering, conditional new page, enable/disable justification.

Menu-driven control of these parameters, as well as: pause at page bottom, page numbering, baud rate (so you can run your printer at top speed), and Epson font. "Typewriter" feature sends typed lines directly to your printer, and Direct mode sends control codes right from the keyboard. Special Epson driver simplifies use with MX-80.

Supports single and multi-line headers and automatic centering. Print or save all or any section of the text buffer. Chain print any number of files from cassette or disk.

File and I/O Features: ASCII format files — create and edit BASIC, Assembly, Pascal, and C programs, Smart Terminal files (for uploading or downloading), even text files from other word processors. Compatible with spelling checkers (like Spell 'n Fix).

Cassette verify command for sure saves. Cassette auto-retry means you type a load command only once no matter where you are in the tape.

Read in, save, partial save, and append files with disk and/or cassette. For disk: print directory with free space to screen or printer, kill and rename files, set default drive. Easily customized to the number of drives in the system.

Editing features: Fast, full-screen editor with wordwrap, block copy, block move, block delete, line delete, global search and replace (or delete), wild card search, fast auto-repeat cursor, fast scrolling, cursor up, down, right, left, begin line, end line, top of text, bottom of text; page forward, page backward, align text, tabs, choice of buff or green background, complete error protection, line counter, word counter, space left, current file name, default drive in effect, set line length on screen.

Insert or delete text anywhere on the screen without changing "modes." This fast "free-form" editor provides maximum ease of use. Everything you do appears immediately on the screen in front of you. Commands require only a single key or a single key plus CLEAR.

*...truly a state of the art word processor...
outstanding in every respect.*

— The RAINBOW, Jan. 1982

PROFESSIONAL WORD PROCESSING

You can no longer afford to be without the power and efficiency word processing brings to everything you write. The TRS-80 Color Computer is the lowest priced micro with the capability for serious word processing. And only Telewriter-64 fully unleashes that capability.

Telewriter-64 costs \$49.95 on cassette, \$59.95 on disk, and comes complete with over 70 pages of well-written documentation. (The step-by-step tutorial will have your writing with Telewriter-64 in a matter of minutes.) To order, send check or money order to:

Cognitec
704 Nob Street
Del Mar, CA 92014

Or check your local software store. If you have questions, or would like to order by Visa or Mastercard, call us at (619) 755-1258 (weekdays, 8AM-4PM PST). Dealer inquiries invited. (Add \$2 for shipping. Californians add 6% state tax.)

Available at
Radio Shack stores
via express order
catalogue #90-0253
90-0254

Apple II is a trademark of Apple Computer, Inc.; Atari is a trademark of Atari, Inc.; TRS-80 is a trademark of Tandy Corp; MX-80 is a trademark of Epson America, Inc.



Computer Island Educational Software

ARROW GAMES

32K Ext. - \$21.95 tape/\$26.95 disk
Six menu driven games for young children (ages 3-6) to teach directions. All games involve using the arrow keys ONLY. Games include: LADYBUG, BUTTERFLY, ARROW MATCH, KALEIDOSCOPE, RABBIT, and DOODLE. Colorful graphics.

FIRST GAMES

32K Ext. - \$24.95 tape/\$29.95 disk
First Games contains 6 menu driven programs to delight and teach your early learners (ages 3-6). These games enrich the learning of colors, numbers, lower case letters, shapes, memory, visual discrimination and counting.



CLOZE STORIES

32K Ext. - \$19.95 Tape/\$24.95 Disk
These programs give students practice using the popular CLOZE reading technique. Each program contains grade appropriate short stories with key missing words to be deduced by the student. Available for grades 3, 4, 5, 6, OR 7. Please specify.

DRAWING CONCLUSIONS

32K Ext. - tape \$19.95/disk \$24.95
These programs contain short stories. Each story has two accompanying questions that ask the student to draw conclusions from the text. Available for grades 3-4 OR 5-6. Please specify.

LOCATING STORY DETAILS

32K Ext. - disk only - \$24.95
These programs contain short stories. Each has an accompanying picture. Questions about story details refer to either the text or pictures. The disk generated graphics are an integral part of these attractive programs. Available for grades 2-3 OR 4-5. Please specify.




FOREIGN LANGUAGE GAMES

32K Ext. - \$19.95 tape/\$24.95 disk
(500 words)

French or Spanish Baseball

Score base hits or home runs for correct answers. You're out if wrong. Correct answers supplied. Fun way to learn and practice vocabulary. PLEASE SPECIFY LANGUAGE.



PUNCTUATION PRACTICE

32K Ext. - tape \$19.95/disk \$24.95
On screen practice in proper usage of the familiar punctuation marks. Grades 3-7.



MATH TUTOR SERIES

16K Ext.

These tutorials take the child through each step of the example. All programs include HELP tables, cursor and graphic aids. All allow user to create the example, or let the computer choose. Multi-level. Great teaching programs.

LONG DIVISION TUTOR

\$14.95 tape/\$19.95 disk

MULTIPLICATION TUTOR

\$14.95 tape/\$19.95 disk

FACTORS TUTOR

\$19.95 tape/\$24.95 disk

FRACTIONS TUTOR (addition)

\$19.95 tape/\$24.95 disk

FRACTIONS TUTOR (subtraction)

\$19.95 tape/\$24.95 disk

FRACTIONS TUTOR (mult.)

\$19.95 tape/\$24.95 disk

COMPUTER LITERACY

32K Ext. - \$19.95 tape/\$29.95 disk
A computer literacy quiz exclusively for the Color Computer. Tests and scores from over 60 questions on a Hi-res upper and lower case screen. Reviews computer literacy and beginning programming knowledge. Ages 10 and up.



(718) 948-2748

Dept. R 227 Hampton Green, Staten Island, N.Y. 10312

Send for catalog with complete descriptions.



Please add \$1.00 per order for postage. N.Y. residents, please add proper tax. FREE set of BINARY DICE, including full directions, with orders of 2 or more items.

Dealer Inquiries Invited.

TRS-80 Color Computer

All Payments in U.S. Funds.

```

":GOTO4780
4750 IF Z>90 AND Z<99 THEN PR$="
?:GOTO4780
4755 IF Z=99 THEN PR$="T":GOTO47
80
4760 IF Z=Y(0) THEN PR$="$":GOTO
4780
4765 IF Z>50 THEN PR$="#":GOTO47
80
4770 IF Z>0 AND Z<41 THEN PR$="E"
:GOTO4780
4775 IF Z=0 THEN PR$=""
4780 PRINTPR$;:NEXTX2:PRINTCHR$(
13);:NEXTY2:GOTO3000
4800 'END
4801 PRINT"End your turn? (Y/N)
";:GOSUB1500:IF Z$="Y" OR Z$="y"
THEN4802 ELSE 3000
4802 IF YB=1 OR NU=1 THEN4804 EL
SEPRINT"You can't stay here!":X=
RND(SZ-2)+1:Y=RND(SZ-2)+1:PRINT"
Your fleet was taken to";X;Y:MV=
0:GOTO3100
4804 IF NU=1 THENPRINT"I'm charg
ing you double to build this bas
e for you!":G(X,Y)=150+Y(0):Y(5)
=Y(5)+1:Y(8)=Y(8)+5000
4806 IF YB=1 THEN G(X,Y)=G(X,Y)+
50
4810 GOSUB3000
4820 LDS=TP$(1):CR=TP(1):IFTU(1)
=Y(0)THENPRINT"You are leading!!
":RK$=RK$(Y(12))
4825 R=42:GOSUB2100
4830 R=Y(0):GOSUB2000:FORZ=1TO16
:A(Z)=Y(Z):NEXTZ:FORZ=0TO9:B(Z)=
0:NEXTZ:AT$="/":A(9)=X:A(10)=Y:G
OSUB2100
4900 Z1$="LEVEL"+STR$(Y(15))+"/D
AT":PRINT:PRINT"Saving galaxy":P
RINT"Start";STRING$(SZ-13,"");"
Finished":OPEN"O",#1,Z1$:FORX1=1
TOSZ:FORY1=1TOSZ:WRITE#1,G(X1,Y1
):NEXTY1:PRINT"";
4910 NEXTX1:CLOSE#1
4930 GOTO9999
5000 'NEW USER
5005 IF NR>39 THEN PRINT"Sorry..
game is closed to new users.":R
UN"BBS
5010 PRINT:PRINT:PRINT"Welcome t
o Galactic Conflict.":PRINT"Sinc
e you have not played before,":P
RINT"I need some information abo
ut you."
5020 POKE&H7D04,1:PRINT:PRINT:PR
INT"what name will you be using?
":PRINT"(10 characters max.)":
GOSUB1500:IF LEN(Z$)>10 THEN Z$=
LEFT$(Z$,10)ELSEIF LEN(Z$)=0 THE
N5020
5025 GOSUB1500:Y$(1)=Z$
5030 PRINT"Fine ";Y$(1);":PRIN
T:PRINT"Enter a password. (10 ch
ar. max) ":GOSUB1500:IF LEN(Z$)
>10 THEN Z$=LEFT$(Z$,10):Y$(2)=Z
$ ELSE Y$(2)=Z$
5040 PRINT"Thank you.":PRINT:PRI
NT"how wide is your terminal scr
een?":GOSUB1500:Z=VAL(Z$):IF Z
<20 THEN Z=20 ELSE IF Z>80 THEN
Z=80
5050 Y(14)=Z:PRINT:PRINT:A$="I h
ave it as":GOSUB1000:A$="Name:
"+Y$(1):GOSUB1000:A$="Password:
"+Y$(2):GOSUB1000:A$="Terminal w
idth: "+STR$(Y(14)):GOSUB1000:PR
INT:PRINT
5060 PRINT"Is this correct? (Y/N
) ":GOSUB1500:IF Z$="Y" OR Z$="
y" THEN 5065 ELSE 5020
5065 PRINT:PRINT"Hold on while I
create your account.":R=42:GOSU
B2000:A(2)=A(2)+1:AN=A(2):GOSUB2
100
5070 R=AN:Y(15)=1:Y(1)=1:Y(2)=10
:Y(4)=3:Y(6)=10000:Y(8)=167500:Y
(9)=1:Y(10)=1:A1$=Y$(1):B1$=Y$(2
)
5080 FORZ=1TO16:A(Z)=Y(Z):NEXT:F
ORZ=0TO9:B(Z)=0:NEXT:GOSUB2100
5090 PRINT:PRINT:A$="Your account
 # is"+STR$(AN)+"":GOSUB1000:A
$="Your password is "+Y$(2)+"":
GOSUB1000:PRINT:A$="Write these
down!":GOSUB1000:A$="You'll need
them later.":GOSUB1000:PRINT:GO
SUB1100
5095 PRINT:PRINT"I'll spot you e
nough credits to get started":PRI
NT"but you'll have to pay me bac
k.":PRINT"I charge 10% interest.
":PRINT
5099 PRINT:PRINT"now you must lo
g in using your":PRINT"account #
and password.":GOTO700
5100 'Upper-lower case convertio
n
5120 Z3$=LEFT$(Z$,1):FOR Z=2 TO
LEN(Z$):Z1$=MID$(Z$,Z,1)
5130 IF ASC(Z1$)<48 THEN Z3$=Z3$
+Z1$:Z5=1:GOTO5160
5140 IF Z5=0 AND ASC(Z1$)>64 AND
ASC(Z$)<91 THEN Z2=ASC(Z1$)+32:
Z2$=CHR$(Z2) ELSE Z5=0:Z2$=Z1$
5150 Z3$=Z3$+Z2$
5160 NEXT
5170 Z$=Z3$:RETURN
6000 'ATTAC REPORT
6010 FORZ=0TO8:IFB(Z)=0THEN6040
6020 AT$=STR$(B(Z)):CD$=LEFT$(AT
$,2):X$=MID$(AT$,4,2):Y$=MID$(AT
$,6,2):PN$=RIGHT$(AT$,2):LE$=MID
$(AT$,3,1)
6025 IFCD$=" 1" THENPRINT"Player
 #";PN$;" took over your base at
";X$;"";Y$;" Level ";LE$:PRINT
6028 IF CD$=" 2" THENPRINT"Playe
r #";PN$;" attacked your base at
";X$;"";Y$;" Level ";LE$:PRINT
" but failed to take it over!":P
RINT
6030 IF CD$=" 3" THENPRINT"Playe
r #";PN$;" attacked your fleet b
ut lost!":PRINT
6040 B(Z)=0:NEXT
6050 AT$=RIGHT$(D1$,50):IF B(9)=
0 THEN RETURN
6060 PRINT"Player #";B(9);"overr
an your fleet.":PRINT"that playe
r left you this comment:":PRINTA
T$:B(9)=0:AT$="\":PRINT:RETURN
7000 'SWITCH LEVELS
7002 PRINT"Enter level. (1 to";L
V;") ":GOSUB1500:Z=VAL(Z$):IF Z
<1 OR Z>LV THENPRINT"LVL Aborted
!":GOTO3000ELSE LL=Z
7010 Z1$="LEVEL"+STR$(Y(15))+"/D
AT"
7015 PRINT"Saving this level":PR
INT"Start";STRING$(SZ-13,"");"F
inished"
7020 OPEN "O",#1,Z1$:FORX1=1TOSZ
:FORY1=1TOSZ:WRITE#1,G(X1,Y1):NE
XTY1:PRINT":NEXTX1:CLOSE#1
7040 PRINT:Z1$="LEVEL"+STR$(LL)+
"/DAT"
7045 PRINT"Loading level";LL:PRI
NT"Start";STRING$(SZ-13,"");"Fi
nished"
7050 OPEN"O",#1,Z1$:FORX1=1TOSZ:
FORY1=1TOSZ:INPUT#1,G(X1,Y1):NEX
TY1:PRINT":NEXTX1:CLOSE#1:Y(1
5)=LL:GOTO290
3000 '???'
8010 Z=G(X,Y)-90
8020 IF Z=1 THENPRINT"An abandon
ed Flagship!":Y(1)=Y(1)+1
8030 IF Z=2 THEN PRINT"A Space m
ine!":Z1=RND(80000):PRINT"It ex
poded causing";Z1;"credits damag
e to your Flagship!":PRINT"I'm l
oaning you the money to get it r
epaired.":Y(8)=Y(8)+Z1
8040 IF Z=3 THENZ1=RND(5)+5:PRIN
TZ1;"fighters who join your flee
t!":Y(2)=Y(2)+Z1
8050 IF Z=4 THENPRINT"A Fairy Go
d Mother!":Z1=RND(20000)+20000:P
RINT"she gives you";Z1;"credits
cause you've been good!":Y(6)=Y(
6)+Z1
8060 IF Z=5 THEN PRINT"An Atomic
explosion!":PRINT"Your fleet s
uffered no damage but your turn
is over!":G(X,Y)=100+50+Y(0):GOT
O480
8070 IFZ>5 THENPRINT"A treasure
chest!":Z1=RND(20000):PRINT"It
has";Z1;"credits inside":Y(6)=Y(
6)+Z1
8080 G(X,Y)=0:GOTO290
8100 'TOP COMMAND
8105 PRINT" # Name"," Credits":
PRINT
8110 FOR Z=1TO5:PRINTUSING"###";T
U(Z);:PRINT" "+TP$(Z),TP(Z):NEX
T:PRINT:RETURN
8200 'CAL COMMAND
8205 PRINT"The last 9 callers we
re":PRINT
8210 FOR Z=0 TO8:PRINTLP$(Z):NEX
T:RETURN
9000 'LST COMMAND
9010 PRINT"Start at what player?
(CR=1) ":GOSUB1500:Z2=VAL(Z$):
IFZ2=0 THEN Z2=1 ELSE IF Z2>NR O
R Z2<0 THENPRINT"There are only"
;NR;"players!":GOTO9010
9020 PRINT"End at what player? (
CR=";NR;") ":GOSUB1500:Z1=VAL(Z
$):IF Z1=0 THEN Z1=NR ELSE IF Z1
<0 OR Z1>NR THEN PRINT"Try again
!":GOTO9020
9030 OPEN"D",#1,"GALAXUSR/DAT",2
00
9040 FIELD#1,10AS A$,10 AS B$,80
AS C$,100 AS D$
9050 FOR R=22 TO Z1:GET#1,R
9055 Z3=CVN(MID$(C$,56,5))
9060 PRINTR:A$;RK$(Z3):NEXT:CLOS
E#1:GOTO290
9100 OPEN "I",#1,"RULES/TXT"
9105 PRINT"hit 'A' to abort":
9110 IF EOF(1)=-1 THEN 9140
9115 Z$=INKEY$:IFZ$="A"ORZ$="a"
THEN9140
9120 LINE INPUT #1,A$:PRINTAS
9130 GOTO 9110
9140 CLOSE#1:RETURN
9999 PRINT:PRINT:PRINT"See ya la
ter!":PRINT"Please hang up now.
":R=42:A1$=LDS:B1$=RK$:A(1)=CR:A
(2)=NR:A(3)=SZ:A(4)=LV:A(5)=NC:A
(6)=WG:GOSUB2100:RUN
10000 DATA Flagship(s),Fighter(s
),Cargo bay(s),Base kit(s),Base(
s),Credits on hand,Credits in ba
nk,Credits on loan
10001 DATA Cadet,Ensign,Leftenan
t,Commander,Captain,Admiral,Flee
t Admiral,Supream Admiral
10002 DATA 500000,1000000,200000
0,3000000,4000000,6000000,800000
0

```

RAINBOW

Give us your best: Join the ranks of these courageous CoCoists in showing the Color Computer world your high score at your favorite micro-diversion. We want to put your best effort on record in THE RAINBOW's "Scoreboard" column. All entries must be received 60 days prior to publication. Entries should be printed — legibly — and must include your *full* name, address, game title, company name and, of course, your high score. Each individual is limited to three score entries per month. Send your entries to Scoreboard, c/o THE RAINBOW. The "Rainbow Scoreboard" is now a bimonthly feature.

For greater convenience, your high scores may also be sent to us through the MAIL section of our Delphi CoCo SIG. From the CoCo SIG> prompt, pick MAIL, then type SEND and address to: EDITORS.

★ Current Record Holder ● Shutout

ADVANCED STAR*TRENCH (THE RAINBOW, 7/86)

3,975 ★David Schaller, Clarkston, WA
3,960 Maurice MacGarvey, Dawson Creek, British Columbia
3,960 Robbi Smith, Helena, HI
3,800 Shaw Muniz, Los Angeles, CA
2,600 John Fredericks, Kalkaska, MI
2,450 Blain Jamieson, Kingston, Ontario

ANDRONE (Radio Shack)

107,901 ★Steve Nealon, St. Louis, MO
85,240 Judy Haviland, Caldwell, ID
81,375 Corey Jackson, Monongahela, PA
71,035 Quinn Granfor, Bismark, ND
63,600 Maurice MacGarvey, Dawson Creek, British Columbia

BEAM RIDER (Spectral Associates)

7,144,040 ★Paul Bivens, Washington, PA

BIOSPHERE (Radio Shack)

25,345 ★Robert St. Pierre, Coventry, RI
21,372 Randall Edwards, Dunlap, KS
14,186 David Spalding, Galena Park, TX
10,056 Carlos Garamos, El Paso, TX
3,822 Kevin Hilton, Gurdon, AR
3,101 Vincent Knight, Harvey, IL
2,491 Robert de Lambert, Everett, WA

BOUNCING BOULDERS (Discrom)

9,318 ★Skip Taday, East Lyme, CT
7,448 Philip Manwarren, Harrington, ME
3,994 Louis Bouchard, Gatineau, Quebec
1,561 Lise Nantel, L'Acadie, Quebec
36 Andre Grenier, Quebec, Canada

BREWMASTER (Novasoft)

120,375 ★Thomas Crowe, Colombia, South America

BUBBLE WARS (THE RAINBOW, 2/86)

52,100 ★Daniel Cecil, Bardstown, KY
42,800 Blain Jamieson, Kingston, Ontario
41,400 Becky Rumpel, Arcadia, WI

BUSTOUT (Radio Shack)

35,518 ★Brian Matherne, Gretna, LA

BUZZARD BAIT (Tom Mix)

22,931,850 ★Skip Taday, East Lyme, CT
763,550 Geran Stalker, Rivordalo, GA

CANYON CLIMBER (Radio Shack)

150,200 ★Brian Lewis, Baltimore, MD
145,800 Darren King, Yorkton, Saskatchewan
135,600 Eric Rose, Grand Coulee, WA
128,000 Tony Bacon, Mt. Vernon, IN
125,000 Tony Fortino, Tacoma, WA
112,700 Jesse Binns, Phoenix, AZ
110,400 Alexander Chapman, Vancouver, British Columbia

CASTLE (THE RAINBOW, 6/86)

100,400 Michelle Schiessl, Menasha, WI
326,352 ★Richard Donnell, Penns Grove, NJ
228,622 John Broussard Jr., Alexandria, LA
202,659 Brendan Powell, La Grande, OR
116,606 Darryn Bearisto, New Carlisle, Quebec

CLOWNS and BALLOONS (Radio Shack)

93,672 Maurice MacGarvey, Dawson Creek, British Columbia
63,750 ★Steve Fraser, Pickering, Ontario
18,470 James Leistico, Lompoc, CA
15,350 Christopher Heston, Louisville, KY
11,650 Cliff Armoogan, Las Vegas, NV

COLOR BASEBALL (Radio Shack)

999-0 ★Erik Munson, Tucson, AZ
999-0 ★Danny Wimet, Rome, NY
998-0 ★Eugene Paoli, Wilmington, DE
982-0 ★Geran Stalker, Rivordalo, GA
866-1 Ghislain Chillis, Trois-Rivieres, Quebec
814-0 ★John Licata, Richton Park, IL
814-1 Frank D'Amato, Brooklyn, NY
800-0 ★Curtis Schaal, Moro, IL

COLOR CAR (Novasoft)

209,381 ★Roger Rosebrock, Leipsic, OH

CRYSTLE CASTLES (ThunderVision)

554,979 ★Patrick Martel, Laval, Quebec

DALLAS QUEST (Radio Shack)

86 ★Melanie Moor, Florence, AL
87 Douglas Bell, Duncan, OK
87 David and Shirley Johnson, Leicester, NC
87 Paul Summers, Orange Park, FL
89 Chris Piche, White Rock, British Columbia
89 Milan Parekh, Fullerton, CA
89 Andrew Urquhart, Metairie, LA
89 Steve Zemais, Howell, MI
90 Roy Grant, Toledo, OH
91 John Semonin, Akron, OH

DECATHALON (Spectral Associates)

10,368 ★Sylvain Duguay, St. Bruno, Quebec

DEFENSE (Spectral Associates)

16,305 ★Patrick Martel, Laval, Quebec

DEMOLITION DERBY (Radio Shack)

210,700 ★Duke Davis, Sandwich, IL
124,000 Judy Haviland, Caldwell, ID
16,100 Christopher Heston, Louisville, KY

DEMON ATTACK (Imagic)

28,780 ★Daniel Streidt, Cairo, Egypt
4,960 Laundre Clemon, Sacramento, CA

DEVIL ASSAULT (Tom Mix)

1,866,100 ★Stephane Martel, Laval, Quebec
623,550 Dale Krueger, Maple Ridge, British Columbia
75,000 Blake Cadmus, Reading, PA
59,200 Stephane Martel, Laval, Quebec

DISCRIMINATION (THE RAINBOW, 1/87)

15 ★Patrick Martel, Laval, Quebec

DOUBLE BACK (Radio Shack)

34,560 ★Laundre Clemon, Sacramento, CA

DOWNLAND (Radio Shack)

99,980 ★Danny Wimet, Rome, NY
98,985 Karl Gulliford, Summerville, SC
97,740 Stephane Deshaies, Beloeil, Quebec
89,490 Neil Edge, Williston, FL
77,254 Tom Audas, Fremont, CA
73,346 Jean-Francois Morin, Loretteville, Quebec
70,142 Chris Goodman, Baltimore, MD
68,142 Cooper Valentin, Vavenby, British Columbia
67,721 Keith Yampanis, Jaffrey, NH
62,442 Eddie Lawrence, Pasadena, Newfoundland
55,300 Patricio Gonzalez, Buenos Aires, Argentina
49,500 Danny Perkins, Clifton Forge, VA
43,502 Mike Ellis, Charlotte, MI

41,896 Antonio Hidalgo, San Jose, Costa Rica

40,360 Jesse Binns, Phoenix, AZ
34,424 Andrea Mayfield, Melbourne, FL
25,147 Timothy O'Neal, Commerce, TX
21,527 Scott Godfrey, Nashua, NH
19,835 Christopher Heston, Louisville, KY
18,251 Sam DiCerce, Willowich, OH
17,120 Kay McCluskey, Remsen, NY

DRAGON BLADE (Prickly-Pear)

69 ★Jason Damron, Folsom, CA

DRAGON FIRE (Radio Shack)

146,325 ★Stephane Martel, Laval, Quebec
5,561 Chris Lorenz, Kiester, MN

ENCHANTER (Infocom)

400/212 ★Charly Rushing, Santa Rosa, CA
400/621 Brad Wilson, Lithia Springs, GA
400/431 Truman Bryerton, Jr., B.Ville, NY
224/358 David Joseph Delaney, Augusta, GA
185/186 David Tarleton, Williamsburg, VA

ESCAPE 2012 (Computerware)

202 ★Roy Grant, Toledo, OH

EVICTOR (THE RAINBOW, 7/86)

12,915 ★Spencer Metcalf, Longview, TX
10,560 Patricio Gonzalez, Buenos Aires, Argentina

FALCON'S LAIR (THE RAINBOW, 8/85)

45,425 ★Talib Khan, Bronx, NY

FIRE COPTER (Adventure International)

64,710 ★Philip Gregory, Moultrie, GA

FIRESTORM (THE RAINBOW, 1/86)

8,910 ★Stephane Martel, Laval, Quebec
5,680 Kathy Rumpel, Arcadia, WI
3,760 Rick Beavers, Bloomfield, MN
3,505 Blake Cadmus, Reading, PA

GALACTIC ATTACK (Radio Shack)

26,370 ★Jeff Remick, Warren, MI
9,930 Daniel Streidt, Cairo, Egypt

GALAGON (Spectral Associates)

328,820 ★Bernard Burke, Lee's Summit, MO
249,960 Matthew Furnich, Muntford, TN
169,410 Danny Dunne, Pittsfield, NH
149,520 Vernon Johnson III, Parkville, MD
116,280 Scott Jamison, Billerica, MA
107,570 Kyle Madruga, Hanford, CA
104,870 Chris Dunne, Pittsfield, NH
99,100 Mark Kingsley, Mississauga, Ontario
98,770 Etienne Duguay, St. Bruno, Quebec
73,520 Neil Edge, Williston, FL

GALAX ATTACK (Spectral Associates)

236,350 ★Corey Leopold, Nada, TX

GALLOPING GAMBLERS (THE RAINBOW, 12/85)

3,427,660 ★Sean Lair, Ewing, MO

GANTELET (Discrom Products)

23,643,720 ★Geran Stalker, Rivordalo, GA
20,921,490 Randall Edwards, Dunlap, KS
10,222,940 Clinton Morell, Sacramento, CA
10,020,500 Ken Hubbard, Madison, WI
7,493,340 Stirling Dell, Dundalk, Ontario
2,626,950 Jonathon Ross, Pocomoke City, MD
2,512,620 Jason Steele, Pensacola, FL
2,312,640 Rory Kostman, Hershey, NE
2,115,790 Jerry Honigman, Wagoner, IL
2,011,200 Jerry Colbert, Bakersfield, CA
1,108,750 Robert Fox, Dover, OH
1,094,280 Donnie Pearson, Arvada, CO
1,081,530 Michael Wallace, Bronx, NY

SCOREBOARD

1,025,900 John Hotaling, Duaneburg, NY	1,028-60 Jamie Keels, Gulfport, MS	SPEEDSTER (THE RAINBOW 8/87)
1,016,050 Edward Swatek, Chicago, IL	54-0 ●Walter Hearne, Pensacola, FL	3,350 ★Jamie Stoner, Mt. Union, PA
933,740 Yvan Langlois, Laval, Quebec	PAPER ROUTE (Diecom Products)	SPIDERCLIMB (Radio Shack)
932,660 Brian Hunter, South Berwick, ME	1,120,350 ★Neil Haupt, Elyria, OH	6,170 ★Talib Khan, Bronx, NY
787,780 Brad Wilson, Lithia Springs, GA	1,059,350 David Kauffman, South Haven, MI	3,820 Eddie Lawrence, Pasadena, Newfoundland
685,840 Karen Jensen, Cleveland, OH	830,950 Christopher Darden, Woodson Terrace, MO	3,540 James Church, Pointe Claire, Quebec
667,390 Robbie Smith, Helena, HI	720,560 Konnie Siewierski, Schaumburg, IL	2,550 Charles Marlow, Briarwood, NY
456,220 Scott Jamison, Billerica, MA	531,600 Larry Shelton, Marion, IL	2,000 Mike Watson, Northville, NY
410,868 Billy Helmic, Independence, KY	160,450 Holly Forsberg, Wheaton, IL	1,740 Joel DeYoung, Manson, Manitoba
79,570 David Gordon, Pierre, SD	PEGASUS AND THE PHANTOM RIDERS (Radio Shack)	STARLORD (THE RAINBOW, 8/86)
GHANA BWANA (Radio Shack)	303,100 ★Mike Grant, Fresno, CA	10,489,710 ★Frederick Lajoie, Nova Scotia, Canada
523,080 ★Joseph Delaney, Augusta, GA	244,100 Martinez Domingo, Miami, FL	STELLAR LIFE-LINE (Radio Shack)
252,840 Edward Rocha, Cobleskill, NY	PINBALL (Radio Shack)	629,000 ★Steven Smith, Matthews, NC
GRABBER (Tom Mix)	213,300 ★Patrick Martel, Laval, Quebec	114,620 Martinez Domingo, Miami, FL
432,650 ★Matthew Fumich, Munford, TN	142,400 Thomas Paylon, Anderson, SC	SUCCESS MANSION (THE RAINBOW, 1/87)
HALL OF THE KING (Prickly-Pear)	PITSTOP II (Epyx)	13/13 ★Dave Alles, Iselin, NJ
107 ★Joshua Wanagel, Freeville, NY	54 ★Rusty Breitbach, Rickardsville, IA	SUPER ROOTER (THE RAINBOW, 5/86)
HOME ROW BOMBER (THE RAINBOW, 1/87)	54 ★Walter Hearne, Pensacola, FL	11,090 ★Frederick Lajoie, Nova Scotia, Canada
6,384 ★Timothy Hennon, Highland, IN	51 Christian Grenier, Valleyfield, Quebec	
2,420 Stephane and Patrick Martel, Laval, Quebec	9 Laundre Clemon, Sacramento, CA	
JOKER POKER (THE RAINBOW, 3/87)	POLARIS (Radio Shack)	3,910 Daniel Bradford, Birmingham, AL
2,793,285 ★Blain Jamieson, Kingslon, Ontario	161,198 ★Danny Remick, Warren, MI	TEMPLE OF ROM (Radio Shack)
JUNIOR'S REVENGE (Computerware)	POLTERGEIST (Radio Shack)	303,600 ★Tim Hennon, Highland, IN
2,503,000 ★Stephane Martel, Laval, Quebec	4,855 ★Darcy Gifford, Portland, OR	TREASURE QUEST (THE RAINBOW 11/86)
257,600 Keith Cohen, Rocky Mount, NC	4,080 Alphonse Brown, Houston, TX	645,360 ★Stephane Martel, Laval, Quebec
JUNKFOOD (THE RAINBOW, 11/84)	POOYAN (Datasoft)	TREKBOER (Mark Data)
18,650 ★Daniel Streidl, Cairo, Egypt	99,500,300 ★Danny Wimett, Rome, NY	132 ★Matthew Fumich, Munford, TN
KARATE (Diecom Products)	97,500,000 Rich Fiore, Clemson, SC	TUT'S TUMB (Mark Data)
11,600 ★Jonathon Ross, Pocomoke City, MD	54,500,000 Carlos Garamos, El Paso, TX	118,720 ★Reina Roy, Carleton, Quebec
6,300 David Darling, Longlac, Ontario	3,785,000 Ben Collins, Clemson, SC	60,020 Don Siler, Muncie, IN
THE KING (Tom Mix)	1,987,000 Jon Sowie, Sanford, FL	45,000 Blake Cadmus, Reading, PA
3,824,280 ★Andre Grenier, Quebec, Canada	1,546,000 Jason Maxwell, Manchester, TN	VARLOC (Radio Shack)
22,400 Spencer Metcalf, Longview, TX	709,750 Shawn Bonning, Sayre, PA	2,032 ★Tony Harbin, Cullman, AL
KORONIS RIFT (Epyx)	94,470 ★Patrick Martel, Laval, Quebec	2,032 ★Edward Rocha, Cobleskill, NY
84,830 ★Thomas Beruherer, Yoruba, PA	POPcorn (Radio Shack)	2,008 Philip Puffinburger, Winchester, VA
84,070 David Spalding, Galena Park, TX	100 ★Patrick Martel, Laval, Quebec	1,995 Denise Rowan, Minneapolis, MN
33,900 Steven Moreno, Stockton, CA	PYRAMID 2000 (Radio Shack)	1,988 Randall Edwards, Dunlap, KS
11,430 Timothy Hennon, Highland, IN	100 ★Peter Antonacopoulos, Toa Baja, Puerto Rico	1,975 Bernard Florence, Croydon, Australia
2,785 Tony Rapson, Tulsa, OK	QUIX (Tom Mix)	1,968 Donnie Pearson, Arvada, CO
LANCER (Spectral Associates)	8,407,772 ★John Haldane, Tempe, AZ	1,952 Lynn Shrewsbury, Sunnyside, WA
567,200 ★Luke Birinyi, Pefferlaw, Ontario	1,404,000 Curtis Goodson, Sao Paulo, Brazil	1,908 Domenick Doran, Coram, NY
227,800 Andre Grenier, Valleyfield, Quebec	1,003,104 Elisa Goodson, Sao Paulo, Brazil	VICIOUS VIC (THE RAINBOW, 7/86)
178,800 Christian Grenier, Valleyfield, Quebec	205,335 John Hotaling, Duaneburg, NY	18,813 ★Talib Khan, Bronx, NY
99,700 David Kauffman, South Haven, MI	104,034 Christopher Conley, North Attleboro, MA	10,489 Karl Gulliford, Summerville, SC
LUNAR RESUCE (THE RAINBOW 8/87)	38,957 Patrick Martel, Laval, Quebec	6,294 Pat O'Neill, Nepean, Ontario
113,579 ★Jeff Remick, Warren, MI	19,410 Thomas Crowe, Colombia, South America	4,643 Martha James, Swarthmore, PA
LUNCHTIME (Novasoft)	RADIO BALL (Radio Shack)	3,285 Richard Donnell, Penns Grove, NJ
55,550 ★Richard Deane, Chicago, IL	6,330,350 ★Myriam Ferland, Trois-Rivieres, Quebec	THE VORTEX FACTOR (Mark Data)
42,025 Steve Place, Webster, NY	4,510,740 Les Dorn, Eau Claire, WI	100/276 ★Tommy Crouser, Dunbar, WV
26,425 Joshua Conley, Springfield, OH	1,945,110 Dominic Deguire, St. Basile, Quebec	100/483 Rick & Brenda Stump, Laureldale, PA
18,225 Charles Julian, Chicago, IL	1,768,940 Brian Buss, Whitehall, PA	210 Paul Maxwell, Vancouver, British Columbia
MICROBES (Radio Shack)	1,631,750 David Del Purgatorio, Antioch, CA	WARP FACTOR X (Prickly-Pear)
337,880 ★Judy Haviland, Caldwell, ID	RAIDERS (THE RAINBOW, 11/86)	5,829,559 ★Doug Lute, Clymer, PA
151,420 James Leistico, Lompoc, CA	2,100 ★Dave Alessi, Iselin, NJ	WILDWEST (Tom Mix)
121,330 Minesh Patel, Benton, AR	RESCUE ON FRACTALUS (Epyx)	38 ★Neil Haupt, Elyria, OH
77,700 Brian Abeling, Monticello, IA	48,445 ★Steven Moreno, Stockton, CA	WRESTLE MANIAC (Diecom)
MISSION: F-16 ASSAULT (Diecom Products)	17,851 ★Yvan Langlois, Laval, Quebec	956,971 ★Marc Reiter, Cincinnati, OH
468,750 ★Karen Jensen, Cleveland, OH	8,812 Allen Houk, San Diego, CA	546,315 Louis Bouchard, Gatineau, Quebec
355,570 Stirling Dell, Dundalk, Ontario	6,576 Kirk Marshall, Westport, MA	45,483 Tony Bacon, Mt. Vernon, IN
318,160 Jeremy Pruski, Sandwich, IL	5,679 David Spalding, Galena Park, TX	39,086 Billy Helmic, Independence, KY
137,920 Mike Grant, Fresno, CA	5,369 John Moore, Ottawa, OH	26,599 Jonathon Ross, Pocomoke City, MD
127,550 Michael Heitz, Chicago, IL	SANDS OF EGYPT (Radio Shack)	ZAKSUND (Elite Software)
120,670 Vernon Johnson III, Parkville, MD	82 ★Edward Rocha, Cobleskill, NY	39,950 ★Walter Hearne, Pensacola, FL
49,630 Edward Swatek, Chicago, IL	87 Neil Haupt, Elyria, OH	ZAXXON (Datasoft)
45,500 Chuck Morey, Bakersfield, CA	SANDWORM (THE RAINBOW, 8/86)	2,061,000 ★Byron Alford, Raytown, MO
45,375 Chris Wright, New Albany, IN	737 ★Becky Rumpel, Arcadia, WI	1,950,000 Blake Cadmus, Reading, PA
MUDPIES (Mich Tron)	355 Mallhew Smith, Denman Island, British Columbia	1,300,500 Dan Brown, Pittsford, NY
486,500 ★Stephane Martel, Laval, Quebec	SHAMUS (Radio Shack)	1,100,600 Andrew Urquhart, Metairie, LA
MUNCHKIN BLASTER (THE RAINBOW 8/87)	120,480 ★Lynn Shrewsbury, Sunnyside, WA	253,400 Bob Dewitt, Blue Island, IL
7,240 ★Jeff Remick, Warren, MI	47,260 Jamie Keels, Gulfport, MS	163,700 Daniel Bradford, Birmingham, AL
NUKE AVENGER (T&D Software)	38,075 Kay Shrewsbury, Sunnyside, WA	119,600 Daniel Streidl, Cairo, Egypt
60,250 ★Doug Lute, Clymer, PA	SHORT-TERM MEMORY TEST (THE RAINBOW 12/85)	111,400 Jeff Miller, Bronson, MI
OMNIVERSE (Computerware)	20 ★Brian and Harold Matherne, Gretna, LA	83,700 David Darling, Longlac, Ontario
112 ★Roy Grant, Toledo, OH	SLAY THE NERUIS (Radio Shack)	72,800 Tom Maccarone, Swampscott, MA
ONE-ON-ONE (Radio Shack)	73,091 ★Jeff Remick, Warren, MI	67,400 Carlos Garamos, El Paso, TX
1,276-0 ★Jonathan Morris, Indianapolis, IN	SPEED RACER (Mich Tron)	59,800 Garrett Stangel, Milwaukee, WI
1,210-0 ★Gregg Thompson, Chesterfield, VA	148,050 ★Alan Martin, Cornwall, Ontario	22,500 Jamie Stoner, Mt. Union, PA
1,204-0 ★Chad Johnson, Benton, AR	130,720 Patricio Gonzalez, Buenos Aires, Argentina	ZONX (THE RAINBOW, 10/85)
1,160-0 ★Mark Lang, Downieville, CA		6,500 ★Daniel Streidl, Cairo, Egypt
1,132-23 Dan Liffman, Andover, MA		
1,106-15 Rick Beevers, Bloomfield, NM		
1,086-17 David Blankenship, Princeton, WV		
1,078-2 Toby Jacobs, Bellefontaine, OH		
1,064-16 Tim DeJong, Rock Valley, IA		

— Jody Doyle

SCOREBOARD POINTERS

In conjunction with THE RAINBOW's Scoreboard, which appears bimonthly, we offer this column of pointers for our game-playing readers' benefit. If you have some interesting hints, tips or responses to questions, or want help yourself, we encourage you to write to the Scoreboard, c/o THE RAINBOW.

FEEDBACK

In response to questions from:

• David Davidson: In *Sands of Egypt*, the scepter is at the pyramid. The rope that crumbles to dust is of no use. You need to get the palm fronds and make a good rope.

In *Shenanigans*, to get the pole inside the cave, leave it in the cabin and go back inside the cave and open the trapdoor. Then go up and get the pole and go back through the trapdoor.

• Bo Van Cleave: In *Pyramid 2000*, after you get the key, go and open the sarcophagus and go down and get the pearl. The scepter makes a bridge fall.

• Sean McDonough: In *Infidel*, to find the pyramid you must dig. After you find it, put the stone cube in the empty hole.

• David Hill: In *Vortex Factor*, feed the sandwich to the mutant. He will give you the cartridge to get to Cairo Moon. You don't need to read the hieroglyphics on the ring.

• Dale Kaczmarek: In *Hitchhiker's Guide to the Galaxy*, the plotter is in the Klingon hold. When you get the babble fish, wait until you get taken to the captain. Wait until he reads poetry and type ENJOY POETRY. Keep typing this until he gets to the second verse, then read it carefully.

• Harry Keener: In *Dragon Blade*, you need the sword. The sword is in the abandoned mine.

Don Grey
Austell, GA

Scoreboard:

In *Arcon*, I can wander through the bedroom, garden, roof, garbage compactor, field, mousehole, tool shed and the meat shed, but I can't go any farther.

Julie Finn
Ft. Smith, AR

Scoreboard:

In the third chapter of *War of the Worlds*, I can't find the bunker. I know

that I need to get into the bunker so I can exchange my gold disk for a silver one from Xad.

Darcy Gifford
Portland, OR

Scoreboard:

In *War of the Worlds*, to get the farmer's children, go east from the plane and look.

How do you get to the plane and cross the river?

Doug Elmer
Lancaster, PA

Scoreboard:

In *Wishbringer*, I can't get out of the fuzzy room in the tower and the library/museum. I think it has something to do with the 3D glasses, but I can't find them.

Marc Prud'hommeaux
Winter Harbor, ME

Scoreboard:

How do you shatter the backboard and get three points on *One-On-One*?

Mark Fernandes
N. Dartmouth, MA

Scoreboard:

In *Dr. Avaloe*, to get out of the first room, type OPEN HOLE. After you get out, you'll be in a room that you have to get out of right away by falling into a secret trapdoor that will be randomly selected somewhere in the room. You will have to avoid the invisible monsters.

How do you get over the rug in *Raaka-Tu* and how do you kill Zaxxon itself in *Zaxxon*?

Shawn Pitman
San Diego, CA

Scoreboard:

In *Paramission*, try to jump out of the plane and go most of the way to the platform without your parachute. On the low levels, it helps to avoid the bomb.

On *Gantelet*, try to save the potions to kill Death or when your health is low.

Clinton Morell
Sacramento, CA

Scoreboard:

In *Dungeons of Daggorath*, I can only

kill all the monsters on the first level and then go down a level and only kill vipers; all the rest kill me before I can get enough shots in. Help!

Darren King
Yorkton, Saskatchewan

Scoreboard:

In *Dungeons of Daggorath*, don't use a flask unless you know what type it is. The Hale and Thews flask will aid you. The Abyes will not. Hale means to render immune to disease. An Aby is a penalty. Thews are sinews and tendons.

Tim Hennon
Highland, IN

Scoreboard:

In *Rogue*, the Aquadors can't take points off the plain leather armor. Start shooting the leprechauns and nymphs at a distance. If you kill them before they can steal from you, the leprechauns will leave gold and the nymphs will usually leave a magical item. Don't vaporize a weapon twice because this will make your weapon disappear in a puff of smoke.

For the scare monster scroll, you have to drop it. Do not try to pick it back up though, or it will turn to dust. To use it again in the same level, go back to the scroll and press G and move on top of the scroll.

I've had the amulet before, but what can you do with it? I found that there are more than 26 levels, but is it possible to kill the dungeon lord? Is there a way to stop the Medusa's gaze from confusing you? What comes after the ranks of warlord and hero?

Quinn Granfor
Bismarck, ND

Scoreboard:

In *Pyramid*, to get around the serpent, find the bird and type THROW BIRD. You shouldn't do anything to the mummy because, if you do, you will be unable to get to the treasure chest. Go into the maze and you will find the treasure chest.

How do you get the coins out of the machine after you get the batteries? How do you feed the sarcophagus?

In *Bedlam*, how do you wake up the unconscious doctor? If the doctor stings you with his hypo, type PLUGH or you aimlessly move around.

In *Dungeons of Daggorath*, to go to Level 4, there is no hole to climb. You have to kill the wizard's image first with the fire ring.

Watch out, you have no objects to stall the creatures on Level 4, so use the spider as your guide.

Where is the ring in Level 3 and where is the elvish sword?

In *Madness and the Minotaur*, if you drop everything and still cannot open the crypt, you must get your strength to over 250. To light the tower room, get the treasure and go to the packrat in the forest. The powerful force in the second level will be conquered if you have the scepter.

If you have the jewelbox, open it in the minotaur's lair. If you look at the tablet, it disappears. Something else happened when I looked at the tablet in the chamber with the carvings. I used AKHIRUM on the scarab and it glowed. What do I do with the glowing scarab? How do I get through the magic spells that push me out of the room?

John Howell
Montreal, Quebec

Scoreboard:

In *Pyramid 2000*, what do I do with the pillow and the magazine? What do I do to the plant? I can find the vending machine in the maze, but I can't find where the mummy puts the treasure.

Matt Swift
Longview, TX

Scoreboard:

In *Raaka-Tu*, drop the ring and then pick it up again. You will be back in the room where you found the ring. The food is useless. Once you find the secret passage, make sure you have all the treasure. Go through the passage to the outside.

What do you do after that?

In *Sands of Egypt*, you must get the canteen and go to the pool. Once you are there, type FILL CANTEEN, GET CANTEEN and DRINK. Only take the torch into the treasure room and when you leave, take the torch and the ladder only. The ax is on top of the pyramid. The dates are in the tree.

In *Pyramid 2000*, drop the scepter before you get the statue.

In *Sea Quest*, there is no key to the beach house. You must break the window with the shovel. The shovel is the thing that you trip over behind the falls.

Matthew Fumich
Murford, TN

Scoreboard:

In *Black Sanctum*, I have the boards, nails, saw and hammer, but I cannot convince the game to make an altar. What have I missed?

Deborah Micallef
Kapuskasung, Ontario

Scoreboard:

In *Dallas Quest*, when you meet the anaconda, type TICKLE CHIN. To make Roger cooperate and get past the cannibals to get into the cave, type WAVE RING.

In *Madness and the Minotaur*, I have the basket and the mushroom and took them to the Air of Enchantment, but I didn't get the spell.

Mark Bollinger
Baltimore, MD

Scoreboard:

I have the oil and I am by the pyramid in *Sands of Egypt*, then I find the scepter. What do I do next?

Eddie Baker
Lincoln Park, NJ

Scoreboard:

In *Sands of Egypt*, I can't find the oasis, pool, dates, pyramid or the container.

Duane Fair
Joshua, TX

Scoreboard:

In *Treasures of the Enrakian Empire*, I can't find any treasures except for the rose and the magic glove.

In *The Crown of Meroe*, I can't get across the river, and in *Le Lutin*, I can't get through the caves.

Scott Godfrey
Nashua, NH

Scoreboard:

In *Alton*, how do you get there?

Andrew Bryan
Springhill, Nova Scotia

Scoreboard:

I just bought *Flight Simulator I*. As I began reading through the booklet, it mentioned a map. I looked through everything it came with and there wasn't one. Should there be one?

Paul Blount
Woodruff, WI

Scoreboard:

To get more fuel in *Zaxxon*, shoot the fuel tanks. Doing this will give you fuel and points.

Matthew Healey
Grand Junction, CO

Scoreboard:

In *Halls of Dungeon Death*, from *The Second Rainbow Book of Adventures*,

my sword is blunted and I am out of potions. The golem on Level 4 keeps doing me in, and I can't lay a finger on him. All I get when I attack it is, "You haven't even scratched him!" How do you get past the golem?

William Grace
St. Joseph, MI

Scoreboard:

In *Hunchhiker's Guide to the Galaxy*, I can open the door in the heart of gold ship, and it asks me to show it some intelligence. How do I open it and get in?

Brad Booth
Cortland, NY

Scoreboard:

I can get the map from Jenny, but I don't know what to do after that in *Wild West*. Every time I go out in the desert I die, and every time I go to the alley, one of Bart's men shoots me. What do I do with the map and how do I find the treasure?

In *Magic of Zanth*, I can get as far as the lake. How do I find what's under the water and how do I get past the lake?

Chris Foster
Texarkana, TX

Scoreboard:

In *Adventure in Mythology*, you must have the key and the feather before you get to the village. At the village, type GO SCULPTURE. Kill the statue and go to the castle. Once you're inside, go to the dining room and get the golden apples. At the labyrinth, to light the torch, strike the rock with the knife. When it says "against what?" type ROCK. You must find Ariadne before you see the minotaur. Ariadne will give you a sword.

In *Wrestle Maniac*, you must move your man behind your opponent and you must be facing the screen. Hold down the button and move the joystick down.

Rusty Merritt
Pocomoke, MD

To respond to other readers' inquiries and requests for assistance, reply to "Scoreboard Pointers," c/o THE RAINBOW, P.O. Box 385, Prospect, KY 40059. We will immediately forward your letter to the original respondent and, just as importantly, we'll share your reply with all "Scoreboard" readers in an upcoming issue.

For greater convenience, "Scoreboard Pointers" and requests for assistance may also be sent to us through the MAIL section of our Delphi CoCo SIG. From the CoCo SIG> prompt, pick MAIL, then type SEND and address to: EDITORS. Be sure to include your complete name and address.

— Jody Doyle



CINSOFT



PROGRAMS • PERIPHERALS • SUPPLIES • SERVICE

Fast Delivery . . .
from our central location


Friendly Service
from our courteous staff



Coco Max III \$79⁹⁵
 Coco Max III plus Deluxe Joystick . 99⁹⁵
 Coco Max II 79⁹⁵
 Coco Max II, Y-cable, Joystick . . . 119⁹⁵

512 K Upgrade

for Coco 3



from



- Easy installation
- Ideal for OS9 Level II

512K Upgrade with chips installed \$79⁰⁰
 with RAMdisk and spooler \$95⁰⁰

DYNACALC™

CoCo's Best & Fastest Spreadsheet System



with **GRAPHICS!**

\$79⁹⁵

- 51x24 display with lower case
- Super-fast screen refresh
- Auto-repeat Keyboard driver
- Sum, mean, standard deviation
- Logical functions
- Sort by columns or rows
- Line, bar, circle graphs
- Joystick/mouse driver
- Up to 256 columns or 256 rows
- On-screen help messages

Choose from our large selection of Coco products . . .

- | | | |
|-----------|-------------|----------------|
| B5 | J&M | PXE |
| Colorware | Mark Data | Spectrum |
| Computize | Metric | Speech Systems |
| Diecom | Microcom | Sugar |
| Dorsett | Micro Works | TCE |
| Dynacalc | Tom Mix | Telewriter |
| Elite | PBJ | Zebra |
| HJL | Sundog | and more! |

Avatex Modems



****NEW LOW PRICES****

- Avatex 2400 \$229⁰⁰
 with Coco cable (Coco 3 only) . 239⁰⁰
 with RS-232 cable* 245⁰⁰
- Avatex 1200 89⁰⁰
 with Coco Cable 99⁰⁰

Plus . . .

AUTOTERM
THE WORLD'S
SMARTEST TERMINAL



New! VERSION 6.0 features . . .

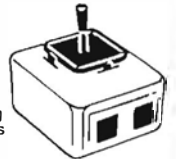
- 2400 baud from the serial port (Coco 3 only)
- 2400 baud from the RS-232 Pak (all Cocos)
- 128K, 512K support (Coco 3)
- 80-Column mode (Coco 3)
- Smooth scrolling (Coco 3)
- Split-screen for packet radio
- and much more . . .

Avatex 1200, cable plus AUTOTERM \$129⁰⁰ Avatex 2400, cable plus AUTOTERM \$269⁰⁰

*Coco 1, 2 requires Deluxe RS-232 Pak

20% off

A2D DELUXE JOYSTICK




- Open gimbal design
- Self-centering or free-floating
- Mechanical trim on both axes
- Eight foot cable

For Coco 3 \$23⁹⁵ \$44⁰⁰/pair
 For Coco 1, 2 . . . 22⁰⁰ 39⁹⁵/pair
 (one button only)

SALE ENDS 12/31/87

DIECOM PRODUCTS

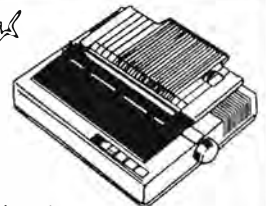
- Iron Forest* with light phaser . . . \$59⁹⁵ 
- Grandprix Challenge* 26⁰⁰
- Gantelet II* 26⁰⁰
- Mission: Rush'n Assault 26⁰⁰
- Caladuril Flame of Light 26⁰⁰
- Lansford Mansion 26⁰⁰
- Gates of Delirium 26⁰⁰
- and others!

*For Coco 3 only

NOTE: We carry only disk versions of Diecom Products.

Popular Printers

star
NX-10



\$219⁰⁰
printer only

- With Metric Industries Model 104 interface \$259⁰⁰
- With pbh 64K buffer interface \$299⁰⁰
- Seikoshia SP1000 AI \$219⁰⁰
- Epson FX86e 369⁰⁰

Other Epson and Seikoshia models available

Free gift with any order placed on our exclusive "Electronic Shopping Service."

M-F 12-6, Sat 10-5

• Call •

513-396-SOFT

• Write •

2235 Losantiville, Cincinnati, OH 45237

24 hr, 300/200 Baud

• Shop by Modem •

513-396-SHOP



SHIPPING will be charged at our ACTUAL COST
 Ohio residents add 5.5% Sales Tax COD add 2.00



COD

NOVICES NICHE



THE RAINBOW is a teaching environment and we realize that the majority of our readers will always be beginners. In our continuing effort to always keep the new user in mind, and in addition to the many beginner feature articles and programs published in every issue, "Novices Niche" contains shorter BASIC program listings that entertain as well as help the new user gain expertise in all aspects of the Color Computer: graphics, music, games, utilities, education, programming, etc.

Giving Thanks for the BASICs

Communications Security

Personal Password Protector

4K

By Doug Anderson

Some computer information services require you to have both a user ID number (or USERNAME) and a secret password to get into the system. For security reasons, these services advise you to change the password on a regular basis.

However, choosing a password can be a tricky business. While avoiding any related or common phrases, you still need to pick a password that can be remembered. Thus, ROMEO+JULIET and KZALF/BPZO are excluded.

Personal Password is a utility to generate a random pair of passwords. For demonstration purposes, I used the 26 words that comprise the phonetic alphabet. You should pick 26 other words. Sources for other words might include frequently used personal names, or the first 26 words of a randomly selected novel ("Call me Ishmael").

The program will automatically generate 12 combinations of words. Pick the combination you like and discard the rest. Don't keep the list, and don't use each of the 12 in order. It's too likely that the list could be compromised. For security reasons, store the password and your user ID number in separate places. Finally, if you use a CB-type "handle" (e.g., a username) in bulletin boards, *don't* use your secret password. Printing your list is optional; see Line 80.

The protocol for "entering the net" varies among the information services. Before using this program, be sure that you understand what the particular service requires by way of a secret password.

The listing: PASSWORD

```
10 REM PERSONAL PASSWORD WAS WRIT
TEN BY DOUG ANDERSON.  VERSION
1.1.  COPYRIGHT 1986.
20 CLS: CLEAR 5000: E=0: FOR X=1 TO
 12
30 A=RND(26): FOR B=1 TO A: READ C
$: NEXT B
40 IF E<1 THEN RESTORE: E=E+1: D$=
C$: GOTO 30
50 IF C$=D$ THEN RESTORE: GOTO 30
60 RESTORE: F=26: FOR G=1 TO F: REA
D E$: NEXT G
70 F=RND(14): FOR G=1 TO F: READ E
$: NEXT G
80 PRINT C$; E$; D$: PRINT#-2, C$; E$
; D$
90 E=0: RESTORE: NEXT X: PRINT#-2: E
ND
100 DATA ALPHA, BRAVO, CHARLIE, DEL
TA, ECHO, FOXTROT, GOLF, HOTEL, INDIA
, JULIET, KILO, LIMA, MIKE, NOVEMBER,
OSCAR, PAPA, QUEBEC, ROMEO, SIERRA, T
ANGO, UNIFORM, VICTOR, WHISKEY, XRAY
, YANKEE, ZEBRA
110 DATA !, #, $, %, &, (, ), *, =, +, <, >
, ?, /
```

Tunnel Effects

CoCo 3

By Ken Ferreira

Both *Circle* and *Circle 2* create Hi-Res concentric circles that make you feel like you're rushing through a tunnel. The effect is mesmerizing. Don't stare at the screen too long — you may not be able to tear yourself away.

The graphics are created with the HCIRCLE command. Experiment with *Circle* by changing the value of R in Line 30 to 90, 50 or 150.

Circle 2 works similarly, but uses the PALETTE command for an interesting effect. Also experiment with the R value in Line 30. You'll be surprised at what CoCo 3 can do.

Listing 1: CIRCLE

```
1 'KEN FERREIRA (C) 1987
5 PALETTE RGB:POKE 65497,Ø
1Ø ON BRK GOTO 25ØØ:POKE 65497,Ø
2Ø PALETTE RGB:HSCREEN 2
3Ø HCLS 8
```

```
4Ø FOR R=1 TO 193 STEP 1
5Ø C=RND(15)
6Ø HCIRCLE(16Ø,96),R,C
7Ø NEXT R
8Ø GOTO 8Ø
25ØØ POKE 65496,Ø:END
```

Listing 2: CIRCLE2

```
1 ' KEN FERREIRA (C) 1987
5 ON BRK GOTO 25ØØ:POKE 65497,Ø
1Ø PALETTE RGB:HSCREEN 2
2Ø HCLS 8
3Ø FOR R=1 TO 192 STEP 1
4Ø C=RND(15)
5Ø HCIRCLE(16Ø,96),R,C
6Ø NEXT R
7Ø PALETTE RND(15),RND(63)
8Ø GOTO 7Ø
25ØØ PALETTE RGB:POKE 65496,Ø:EN
D
```

One Starry Night

CoCo 3

By Jim McDowell

Fall skies bring with them meteor showers. This program for the CoCo 3 simulates stargazing on a moonlit night. Watch the stars twinkle and maybe you'll even see a shooting star!

Each portion of the listing is labeled so you can identify which part does what. The program uses palette switching to show stars twinkling, and demonstrates use of the HCIRCLE command in simulating shooting stars.

The listing: STARS

```
Ø '***** ONE STARRY NIGHT *****
1 '
2 '(C) 1987 BY JIM MCDOWELL
3 ' JML SOFTWARE DESIGN
4 '
5 '*****
6 HSCREEN2
7 PALETTE 9,16 : PALETTE 1Ø,32 :
PALETTE 12,63
8 HCLS8
9 GOSUB 27
1Ø FOR I=1 TO 5Ø
11 IF RND(5)>1 THEN C=4 ELSE C=1
1
12 HSET(RND(32Ø)-1,RND(192)-1,C)
```

```
13 NEXTI
14 FOR I=1TORND(2ØØØ)+5ØØ:NEXT
15 ON RND(4) GOTO 17,17,17,2Ø
16 '***** TWINKLE STARS *****
17 PALETTE11,1:PALETTE11,63
18 GOTO 14
19 '***** SHOOTING STAR *****
2Ø X=RND(22Ø)+5Ø : Y=RND(96)+4Ø
21 R=RND(5Ø)+99 : S=RND(Ø) : E=S
+.2
22 HCIRCLE (X,Y),R,4,.9,S,E
23 HCIRCLE(X,Y),R,8,.9,S,E
24 GOSUB 27
25 GOTO 15
26 '***** DRAW MOON *****
27 HCIRCLE(96,56),3Ø,4,.9
28 HCIRCLE(8Ø,5Ø),5,4
29 HPAINT(8Ø,5Ø),9,4
3Ø HCIRCLE(95,6Ø),7,4
31 HPAINT(95,6Ø),9,4
32 HCIRCLE(96,35),1Ø,4,.9,.93,.6
33 HPAINT(96,35),1Ø,4
34 HCIRCLE(113,56),9,4
35 HPAINT(113,56),1Ø,4
36 HCIRCLE(1Ø4,74),6,4
37 HPAINT(1Ø4,74),9,4
38 HCIRCLE(8Ø,63),5,4
39 HPAINT(7Ø,5Ø),12,4
4Ø RETURN
```

Alphabet Roulette

By Keiran Kenny

4K

The object of *Alfaword* is to type one or more words using each letter of the alphabet just once. The alphabet is displayed in a row at the top of the screen. As you type a letter, it is erased from the row and cannot be used again. But you can type double consonants in a word: thus you can type PAL or PALL. Use the delete key if you want to erase a word or letter.

Press ENTER when you complete one word, and then type your next one. When you cannot make a word out of the remaining letters in the alphabet row, press the space bar. Your score is the number of letters you have used. Double letters count as one letter. It will be left up to you to decide if what you type is a real word!

The listing: ALFAWORD

```

Ø 'ALFAWORD: BY KEIRAN KENNY,
  THE HAGUE, 1986.
1Ø CLS
2Ø DIMA$(1Ø4)
3Ø X=3:R=67
4Ø FORA=65TO9Ø:PRINT@X,CHR$(A):X
=X+1:NEXT
5Ø Q=R

```

```

6Ø K$=INKEY$:IFK$=""THEN6Ø
7Ø IFQ<R THENQ=R
8Ø J=J+1
9Ø IFK$=A$(J-1)THENSQ=SC-1:GOTO1
2Ø
1ØØ IFPEEK(1Ø24+ASC(K$)-62)=143T
HEN6Ø
11Ø N=ASC(K$):P=N-62
12Ø IFK$=CHR$(13)THEN17ØELSEIFK$
=CHR$(32)THEN18ØELSEIFK$<>CHR$(8
)ANDK$<"A"ORK$>"Z"THEN6Ø
13Ø IFK$=CHR$(8)ANDPEEK(1Ø24+Q-1
)=PEEK(1Ø24+Q-2)THENPRINT@Q-1,CH
R$(143):Q=Q-1:GOTO6ØELSEIFK$=CHR
$(8)THENPL=PEEK(1Ø24+Q-1):PRINT@
Q-1,CHR$(143):Q=Q-1:POKE1Ø24+ASC
(CHR$(PL))-62,PL:SC=SC-1:GOTO6Ø
14Ø PRINT@Q,K$;:PRINT@P,CHR$(143
);:A$(J)=K$
15Ø Q=Q+1:SC=SC+1:IFSC=26THEN18Ø
16Ø GOTO6Ø
17Ø R=R+32:GOTO5Ø
18Ø PRINT@R+32,TAB(3)"SCORE:"STR
$(SC)" LETTERS."
19Ø PRINTTAB(3)"PRESS ANY KEY."
2ØØ EXEC44539:K$=INKEY$:SC=Ø:CLS
:GOTO3Ø

```

The Blue Block Blues

By J.R. Moon

4K

You are a blue block, and your only goal in life is to stay away from those awful orange squares that just won't leave you alone. Life is cheap in this game, but so is reincarnation.

Use the left and right arrow keys to maneuver your block. The more orange squares you dodge, the higher your score.

To change your block's or the squares' colors, alter the values for ME\$, X\$ and the POINT command.

The listing: DODGE

```

1Ø 'dodge' BY JEREMY MOON
2Ø POKE 65494,Ø
3Ø CLS
4Ø KK=16
5Ø ME$=CHR$(239)
6Ø X$=CHR$(255)
7Ø PRINT"WELCOME TO 'DODGE':"PRI

```

```

NT"THE AIM OF THE GAME IS TO DOD
GE THE ORANGE SQUARES THAT ARE
CHARGING TOWARDS YOU.:PRINT
8Ø PRINT" USE THE LEFT AND RIGH
T ARROW KEYS TO AVOID THE SQU
ARES."

```

```

9Ø PRINT:PRINT:PRINT
1ØØ PRINT@384,"1=HARD, 3=EASY"
11Ø INPUT "SKILL LEVEL (1-3)";SK
:IF SK=1 THEN POKE 65495,Ø:SK=Ø
12Ø IF SK=2 THEN SK=Ø
13Ø SK=SK*3Ø
14Ø CLS
15Ø 'SCATTER ORANGE BOXES (X$)
16Ø '
17Ø X=48Ø+RND(32)-1
18Ø PRINT@X,X$;
19Ø GOSUB 25Ø
2ØØ 'SCROLL SCREEN UP.
21Ø PRINT@511,""
22Ø SCORE=SCORE+1

```

```

23Ø GOSUB 53Ø
24Ø GOTO 16Ø
25Ø 'KEYBOARD SCAN ROUTINE
26Ø 'IF ARROWS KEYS PRESSED
27Ø 'THEN MOVE MAN.
28Ø IF PEEK(343)<>255 THEN KK=KK
-1ELSEIF PEEK(344)<>255 THEN KK=
KK+1
29Ø IF KK<Ø THEN KK=31
30Ø IF KK>31 THEN KK=Ø
31Ø 'UPDATE MAN'S POSITION
32Ø PRINT@KK,ME$
33Ø 'CHECK TO SEE IF MAN IS HIT
34Ø SET(KK*2,2,3)
35Ø IF POINT(KK*2,4)=8 THEN GOSU
B 37Ø
36Ø RETURN
37Ø 'YOU HAVE DIED!
38Ø FOR X=1 TO 72 STEP 8:SOUND X
,2:CLS(X/8)
39Ø NEXT

```

```

40Ø CLSØ
41Ø FOR X=1 TO127:PRINT"you";CHR
$(128);:NEXTX
42Ø CLSØ
43Ø FOR X=1 TO1Ø2:PRINT"have";CH
R$(128);:NEXT
44Ø CLSØ
45Ø FOR X=1 TO1Ø2:PRINT"died";CH
R$(128);:NEXT
46Ø CLSRND(9)-1
47Ø PRINT@66,"YOUR FINAL SCORE W
AS:";SCORE;
48Ø PRINT@13Ø,"WOULD YOU LIKE TO
PLAY AGAIN?";
49Ø PRINT@173,"(Y/N)";
50Ø PRINT@2Ø6,"";:INPUT A$
51Ø IF LEFT$(A$,1)<>"Y" THEN CLS
:END
52Ø RUN
53Ø FOR TIME=1 TO SK:NEXT:RETURN

```

Utility

An Alarming Solution

4K

By Roderick Clark

Are you working too hard? Need a break from glaring at the CoCo screen all day? If so, the following program may help.

Alarm allows you to set a timer to allow for computing breaks. Just input the number of seconds you want to rest and an alarm will sound when it's time to go back to work. Be sure to turn the volume up so you will be able to hear it from a distance.

The listing: ALARM

```

1 'ALARM/BAS
2 'SENIC PRODUCTIONS 1987
  RODERICK CLARK
5 CLS
1Ø FOR RC=1TO12
15 SOUND RND(32),2
2Ø PRINTTAB(1Ø)">ALARM>"
3Ø NEXT RC
35 CLS
4Ø FOR CR=1TO12
5Ø SOUNDRND(32),2
6Ø PRINTTAB(1Ø)">FROM>"
61 NEXT CR

```

```

62 CLS:FOR TC=1TO12:PRINTTAB(5)"
>SENIC PRODUCTIONS>
65 SOUNDRND(32),2
66 NEXT TC
67 PRINT"          1 9 8 7
69 FOR EZ=1TO23ØØ:NEXT EZ:CLS:
7Ø PRINT          "HOW MANY SEC UN
TIL THE ALARM GOES OFF >>":IN
PUT H
71 FOR YG=1TO46Ø*H
72 NEXT YG
73 CLS:PRINT:PRINT"          A L A
R M
74 SOUND14Ø,8
75 SOUND1ØØ,5
76 GOTO 73

```

Contributions to "Novices Niche" are welcome from everyone. We like to run a variety of short programs that can be typed in at one sitting and are useful, educational and fun. Keep in mind, although the short programs are limited in scope, many novice programmers find it enjoyable and quite educational to improve the software written by others.

Program submissions must be on tape or disk. We're sorry, but we cannot key in program listings. All programs should be supported by some editorial commentary, explaining how the program works. If your submission is accepted for publication, the payment rate will be established and agreed upon prior to publication.

NOW Your Computer Writes PROGRAMS for YOU with QUIKPRO+II

In minutes even if you know nothing about programming!
For COCO, IBM, Tandy, Apple, Commodore, and others.

OVER

1/2 OFF

To Computer Users.

Now you can tell your computer what you want and your computer can write your programs for you in minutes to your custom design — easily and without requiring any programming background from you...with QUIKPRO+II.

A Breakthrough In Micro Computer Technology

You know your computer is fantastically fast...once it knows what to do. Programs and software are what makes it happen. Every task your computer performs for you requires some kind of program. Until now, you could only get programs in just one of two ways: buy a canned package that many times doesn't meet your needs or hand over hundreds or thousands of dollars for a custom programming job. Now, you have a better choice...

Programs Without Programming

Automatic programming is what it's all about. And, with QUIKPRO+II the Automatic Program Writer, your computer can actually write programs for you. You can quickly generate a new individual application program when you want it with QUIKPRO+II. Each program you create is a completely stand alone program that will run in the standard BASIC language you already have on your own computer. QUIKPRO+II creates filing, data retrieval, and report programs. Best of all, **you do not have to become a programmer** to use QUIKPRO+II. The QUIKPRO+II software becomes your personal programmer, waiting to do your work for you any time of the day or night you choose to use it.

QUIKPRO+II comes complete in its own vinyl storage binder, with 80 page manual and disk ready to use.

Proven and Widely Used

Businesses, Schools, Hobbyists and Government are among our thousands of users...

John Hopkins	NASA	General Electric	Tandy Corporation
U.S. Department of Agriculture	Westinghouse	Random House	Satellite Broadcasting
Proctor & Gamble	U.S. Navy		
Federal Express	NCR		
American Express	DuPont		
Monsanto	RCA		
Ford Motor Company	Exxon		
Duracell International	AT&T		
	Texas Tech		



APPLICATION CHECKLIST

Here are a few of the thousands of possible applications you can do with QUIKPRO+II...And most can be created in a few minutes.

BUSINESS USES

Customer Filing
Master Files for General Ledgers
Accts. Receiv.
Accts. Payable
Telephone Logs
Telephone Lists
Hotel/Travel Data
Reservations
Property Control
Library Catalogues
Inventories

EDUCATIONAL USES

Student Records
Grade Records
Teacher Lists
School Lists
Program Design
Course Design

HOME & HOBBY USES

Personal Records
Check Lists
Club Rosters
Telephone Directories
Recipe Files

ORDER NOW - OVER 1/2 OFF

CALL TOLL FREE 24 HOURS

1-800-872-8787, Operator 614

(From Georgia Call 1-800-874-5112, Operator 614)

YES, send me QUIKPRO+II for \$29.50 plus \$4.50 shipping & handling \$34.00 total.
SAVE OVER 1/2 OFF the reg. \$149 price.

Check your computer type & payment

<input type="checkbox"/> Color Computer 2 or 3 with Disk	<input type="checkbox"/> Payment enclosed
<input type="checkbox"/> TANDY 1000, 1200, 3000	<input type="checkbox"/> MasterCard <input type="checkbox"/> VISA
<input type="checkbox"/> IBM/Compatible	Card # _____
<input type="checkbox"/> Commodore 64	Expiration Date _____
<input type="checkbox"/> Apple 2, 2C, 2E	Name _____
<input type="checkbox"/> TRS-80 Mod 3	Address _____
<input type="checkbox"/> TRS-80 Mod 4	City/State/Zip _____
<input type="checkbox"/> TRS-80 Mod 2	

Mail Orders to: ICR FutureSoft, P.O. Box 1446-NC
Orange Park, FL 32073



A third graphics screen



Two Screens Accompany But Three is NOT a Crowd

By Darryl W. Hawkins

CoCo's Extended Color BASIC only allows two PMODE 3 or PMODE 4 graphics screens to be loaded into the computer at any one time, and each screen occupies four pages or 6,144 bytes of graphics memory. To switch screens, you would simply use the PMODE command. But what if you need three screens?

After digging through books, maga-

Darryl Hawkins has been working with computers since 1970. His hobbies include creating educational programs for his children and fishing. He recently sold his first program to Sugar Software and is currently working on his first book for the CoCo.

zines and untold bits of information, I came up with the solution. Type PEEK (186) * 256 + PEEK * 187).

This simple string of commands will return the start address of a high resolution screen. By simply reversing the process, I found I could tell the computer to look elsewhere, outside the reserved graphics memory area, for a graphics screen.

The area I chose to store the third screen I needed was in the unused 8K portion of high RAM, located above Color and Disk BASIC. This unused 8,000 or so bytes of memory was the perfect place to store a 6,144-byte graphics screen and still not take away any memory reserved for my program.

The program DEMO shows how three graphics screens can be created, stored in a binary format, reloaded and displayed at any time. The program is written to run on tape or disk; however, you'll need a 64K CoCo with Extended Color BASIC. Before running the program, type in PCLEAR B. No line number is needed.

In order to use the 8K of unused memory, the computer must be switched to the all-RAM mode. Lines 150 through 220 of the program will make this switch for you. These lines simply load in a machine language program that, when executed by Line 220, reads out the data in the ROM chips and writes it into the RAM chips.

Three graphics words are created in lines 230 through 250 and stored as strings for incorporation into the first graphics screen to be created later.

Line 260 may be of special interest. When the memory location 49152 is PEEKed into, it will return the value 68 if Disk BASIC is present in the system; if not, another value will be returned. This simple little command governs how the rest of the program will operate and thus becomes one of the most important commands used in the program. Since the computer uses different memory areas for storing graphics, depending on which system is present, tape or disk, the computer must know which system to work with.

Lines 270 through 560 create three graphics screens and store each screen, to tape or disk, in a binary format. Note lines 390, 470 and 550. The data for a high resolution screen is stored between memory locations 3584 and 9727, when Disk BASIC is being used. This represents the first four graphics pages of Disk BASIC. When tape is being used, these four pages are located between memory locations 1536 and 9727. Lines 400, 480 and 560 make use of this and

store the screens to tape.

Once the screens are stored on tape or disk, they are then reloaded back into the computer. Lines 640 through 690 accomplish this for you. Note how the screens are loaded. Lines 640 and 650 simply load in the first screen. Line 640 does so from disk. Line 650 from tape. After the first screen has loaded, the first graphics pages will be occupied. The second screen, therefore, must be loaded into pages 5 through 8. To do this, an offset must be used. Since each screen represents 6,144 bytes of memory, an offset of 6,144 is used. Lines 660 and 670 use the offset to load the second screen into the higher pages.

Loading the third screen is a little different. We now have to tell the computer to load the third screen outside the normal graphics screen memory area. Since tape and disk use two different memory areas for storing graphics, we have to provide two different offsets — provided, of course, the screen is to be stored in the same location. Remember, the screen was originally saved using two different starting points, depending on which system was used. I chose memory location 57856 to

store the third screen. When using disk, the offset needed to load the screen starting at this address would be: 57856 - 3584 = 54272. For tape, it would be 57856 - 1536 = 56320. This starts the third screen on an even 256-byte page of memory. Screens 1 and 2 also start on an even 256-byte page, thus all screens start the same.

Lines 770 through 840 make use of the starting page for each screen. These lines will display each screen for a short period. Note Line 810. It sets the screen pointer for the third screen, tape or disk. POKE 186, 226 actually tells the computer to look to memory location (226 * 256) = 57856 for the start of screen three. Since each screen starts on an even 256-byte page and memory location 187 already contains 0 for its value, there is no need to poke this address for any of the screens.

I hope this article and the graphics demo program open new doors for your imagination.

(Questions about this program may be addressed to the author at P.O. Box 3134, Gulfport, MS 39505. Please enclose an SASE for a written reply.) □

✓	22079
	330133
	48070
	670126
	END10

The listing: DEMO

```

1 '
2 '          LISTING 1
3 '
10 '          GRAPHIC DEMO
20 '          COPYRIGHT 1986
30 '          BY
40 '          DARRYL W HAWKINS
50 '          P.O.BOX 3134
60 '          GULFPORT, MS 39505
70 ' TELEPHONE (601) 832-8236
80 '
90 '
100 '          ENTER PCLEAR8 BEFORE
110 '          RUNNING PROGRAM
120 '
130 PCLEAR8:PMODE4,1
140 CLS:PCLS:CLEAR1000
145 '          RAM SWITCH
150 DATA 26,80,190,128,0,183,255
,222,166,128
160 DATA 183,255,223,167,31,140,
224,0,37,241,57

```

```

170 FORI=1TO21
180 READA
190 B$=B$+CHR$(A)
200 NEXTI
210 A=VARPTR(B$)+1
220 POKEA,126:EXECA
225 '          HI-RES GRAPHIC WORDS
230 G$="BM76,80C0;R5D5G2L8H2U11E
2R7F2BR9ND13U2R9F2D4G2L5NL3F7BR9
U7NR11U4E4R3F4D11BR9U7NU8R9E2U4H
2NL8BR11D8ND7R11NU8D7BR9U15BR11N
R7G2D11F2R7E2BU11H2"
240 S$="BM84,100C0;H2L8G2D3F2BD8
NH2R7E2U4H2NL6BR23BU5H2L7G2D11F2
R7NE2BR11U15R9F2D4G2L5NL3F7BR9NR
11U7NR7U8R11BR9NR11D8NR7D7R11BR9
U15R1F1D1F1D1F1D1F1D1F1D1F1D1F1D
1F1R1U15"
250 N1$="BM112,140C0;E2U11H2L6G2
D11F2R7BR11U15R1F1D1F1D1F1D1F1D1
F1D1F1D1F1D1F1R1U15BR9NR11D8NR7D
7R11"
255 '          DISK OR TAPE CHECK
260 X=PEEK(49152)
270 IFX=68THEN310
280 PRINT@166,"READY TAPE FOR RE
CORD"
290 PRINT@198,"PRESS ANY KEY"
300 IFINKEY$=""THEN300
305 '          GRAPHIC SCREEN1

```

```

310 SCREEN1,1
320 FORI=0TO192STEP2:LINE(0,96)-
(255,I),PSET:NEXTI
330 FORI=0TO192STEP2:LINE(255,96
)-(0,I),PSET:NEXTI
340 FORI=0TO255STEP2:LINE(128,0)
-(I,192),PSET:NEXTI
350 FORI=0TO255STEP2:LINE(128,19
2)-(I,0),PSET:NEXTI
360 DRAWG$
370 DRAW$
380 DRAWN1$
385 ' SAVE SCREEN 1
390 IFX=68THENSAVEM"SCREEN1",358
4,9727,3584:GOTO410
400 CSAVEM"SCREEN1",1536,7679,15
36
405 ' GRAPHIC SCREEN 2
410 PMODE3,1:PCLS1:SCREEN1,1
420 FORI=0TO192STEP8:LINE(128,96
)-(0,I),PSET:NEXTI
430 FORI=0TO255STEP16:LINE(128,9
6)-(I,192),PSET:NEXTI
440 FORI=192TO0STEP-8:LINE(128,9
6)-(255,I),PSET:NEXTI
450 FORI=256TO0STEP-16:LINE(128,
96)-(I,0),PSET:NEXTI
460 PMODE4,1:SCREEN1,1
465 ' SAVE SCREEN 2
470 IFX=68THENSAVEM"SCREEN2",358
4,9727,3584:GOTO490
480 CSAVEM"SCREEN2",1536,7679,15
36
485 ' GRAPHIC SCREEN 3
490 PMODE3,1:PCLS:SCREEN1,1
500 FORI=1TO100
510 A=RND(255):B=RND(192):C=RND(
4)
520 CIRCLE(A,B),C
530 NEXTI
540 PMODE4,1:SCREEN1,1
545 ' SAVE SCREEN 3
550 IFX=68THENSAVEM"SCREEN3",358
4,9727,3584:GOTO570
560 CSAVEM"SCREEN3",1536,7679,15
36
570 PCLS
575 ' DISK OR TAPE CHECK
580 IFX=68THEN640
590 CLS:SCREEN0
600 PRINT@168,"REWIND TAPE"
610 PRINT@200,"PRESS PLAY"
620 PRINT@232,"PRESS ANY KEY"
630 IFINKEY$=""THEN630
635 ' RELOAD SCREENS
640 IFX=68THENLOADM"SCREEN1":GOT
O660
650 CLOADM"SCREEN1"
660 IFX=68THENLOADM"SCREEN2",614
4:GOTO680
670 CLOADM"SCREEN2",6144
680 IFX=68THENLOADM"SCREEN3",542
72:GOTO700
690 CLOADM"SCREEN3",56320
695 ' USER PROMPT
700 CLS
710 SCREEN0
720 PRINT@162,"PRESS <S> TO SWIT
CH SCREENS"
730 K$=INKEY$
740 IFK$=""THEN730
750 IFK$="S"THEN770
760 GOTO730
765 ' SCREEN SWITCH
770 SCREEN1
780 FORI=1TO500:NEXTI
790 IFX=68THENPOKE186,38ELSEPOKE
186,30
800 SCREEN1:FORI=1TO500:NEXTI
810 POKE186,226
820 SCREEN1:FORI=1TO500:NEXTI
830 IFX=68THENPOKE186,14ELSEPOKE
186,6
840 GOTO700

```



RTR Development Systems

Post Office Box 72, Peaster, Texas 76074
Phone: (817) 599-0871



Teac 40 Track DSDD Drives (Bare)	\$100.00	Mitsubishi 80 Track DSDD Drives (Bare)	\$125.00
Star NX-10 Printer	\$262.50	Case + Power Supply (Dual 1/2 Height)	\$ 49.95
2 Drive Cable	\$ 24.95	4 Drive Cable	\$ 29.95
Disto Super Controller w/CDOS or CDOS 3	\$ 95.00	Magnavox 8CM515 Coco III Monitor	\$299.95
Avatex 1200	\$ 97.50	PBH-64 Parallel-Serial + 64K Buffer	\$ 99.95
Avatex 1200 hc (With 5 Free Hours on CIS)	\$129.95	Avatex 2400 (With 5 Free Hours on CIS)	\$253.75
512K Coco III Upgrade w/O K	\$ 34.95	512K Coco III Upgrade w/512 K	\$ 96.25
The Sector Wizard (Disk Zap)	\$ 14.95	Adventure Into Fear (D&D Adventure)	\$ 24.95
Drive 0 & 1 System (2 DS Drives)	\$362.50	Epson LX-86	\$235.75
Coco III ECB Unravalled	\$ 19.95	Coco III Secrets Revealed	\$ 19.95
Magnavox 8CM515/505 Monitor Cable	\$ 12.95	68B09E (Coco III Microprocessor)	\$ 9.95
Pyramix (CoCo III Action Game)	\$ 22.95	Color Max III	55.00

Distributors for: Ark Royal, Cer-Comp, Computerware, Diecom, Disto, Prickly Pear, and Speech Systems
Offering Discounts on Software from 10% to 20%. Write or call for a complete Catalog. Payment Terms: Personal Check (allow 2 weeks to clear), Money Order or Cashier's Check (Sorry, No COD). Shipping: Software: \$2.00, Hardware: \$5.00, Monitors: \$10.00.
Hours: 9 a.m. - 6 p.m. Mon-Sat. (CST), 12 noon - 6 p.m. Sunday. Answering Machine After Hours.

Making Dumb Terminal Programs Smart

By Marty Goodman
Rainbow Contributing Editor

What is VT-52 and why would I want a terminal program that supports it?

Michael D. Fischer
(MMIKE88)
Long Island, NY

VT-52 is one of many different protocols that give an otherwise "dumb" terminal program or device some degree of "smarts." These protocols allow a host computer to have rapid and precise control over the position of the cursor on the screen, and to selectively erase part of a line or part of the screen. This capability (which is far better supported by the VT-100 and VT-220 protocols) allows one to write sophisticated and pleasing full-screen editors that can run remotely on one's terminal screen. This is just one desirable aspect of the use of such protocols. Most CoCo users have little use for them, but some professionals who deal with mainframe computers find support for VT-52, VT-100 and the like to be essential. Under Disk Extended Color BASIC, Cer Comp's Data Pak II Plus (when used with a PBJ 80-column card) and Data Pak 3 Plus on the CoCo 3 provide what I have been

Martin H. Goodman, M.D., a physician trained in anesthesiology, is a longtime electronics tinkerer and outspoken commentator — sort of the Howard Cosell of the CoCo world. On Delphi, Marty is the SIGop of RAINBOW's CoCo SIG and database manager of OS-9 Online. His non-computer passions include running, mountaineering and outdoor photography. Marty lives in San Pablo, California.

told is excellent support for much of the VT-100 protocol.

Detecting the Baud

How can I detect the baud rate at which data is entering the RS-232 pack?

John Ruhnow
(RUHNOW)
Duncanville, TX

There is no simple means of determining the baud rate of incoming data to the RS-232 pack. Only in a situation where you know what the data is beforehand can you perform such a test. That is, if the pack is talking to a host system whose responses are known, you can arrange your program to send data to that host at differing baud rates until you get back the response you are looking for. At that point, you merely note what baud rate you were using at the time.

The letter A is commonly tested for, as Roger Bouchard pointed out in his response to your question on Delphi, because it has the bit pattern 1000001. Note that in logging onto Tymnet at 1200 baud you must first type in the letter A after Tymnet's node sends you gibberish. Tymnet looks for an A at 1200 baud, and if it sees one it knows you are running at 1200 baud. But it can do this *only* because it *knows* you are going to type an A at 1200 baud if you happen to have 1200 baud capability.

If you plan on writing any software for the "deluxe" RS-232 pack, it is important that you have complete documentation on the 6551 UART chip in that pack. Tandy's manual is rather incomplete. In a "CoCo Consultations" column some months back, I provided

the information that Tandy forgot to include in their manual. We also have on Delphi in the Hardware Hacking section of our database an excellent file that gives all the information on the registers of the 6551 chip that is missing from the RS-232 pack manual. Alternatively, you can get this information by writing either of the two manufacturers of the chip (Synertec and AMI) for data sheets that will make clear that the chip is unable to directly detect what baud rate data it is encountering.

Assembly Equivalents

What are the equivalents of PEEK(J) and POKE J, K in 6809 assembly language?

John Friedrich
Natrona Heights, PA

Assuming J is an integer between 0 and \$FFFF Hex (65535 decimal), and that K is an integer between 0 and \$FF (255 decimal), then the equivalents would be LDA J for PEEK(J) and LDA #K followed by STA J for POKE J, K. These statements place the contents of memory location J into the A register, or put the value K into the A register, then store that value to location J (respectively). I recommend an elementary book on 6809 assembly language programming. Sybex publishes an excellent one, titled *Programming the 6809*, by Zaks and Labiak.

Integrating Drives

I have one of the white-cased, full-height Radio Shack disk drives. I am considering buying a new Radio Shack FD 501 drive system. How can I use the

old full-height drive with the FD 501? I suspect I may need to add a Catalog No. 26-1564 connector to the FD 501 cable. Is there anything else I must do?

*John D. Cleveland
Lunenburg, Nova Scotia*

You will either have to make up a new cable for the FD 501 system or crimp on an extra connector to it. The Radio Shack Catalog No. 26-1564 is indeed the type of connector you need to use. However, you also have to pull some teeth from that connector before crimping it to the FD 501 cable. The teeth for pins 10, 12, 14 and 32 are used, respectively, to carry drive select signals for drives 0, 1, 2 and 3. You must pull out all three teeth that correspond to the drive numbers you *don't* want the old full-height drive to be. Was that full-height drive formerly designed to be Drive 0? If so, you will probably have to open the case, look for the terminator resistor and remove it from the drive. You see, your FD 501 system will likely also have a terminator resistor inside it, and there must be only one terminator resistor per drive system. On the old full-height drives, the terminator resistor will be a single in-line pin, coated with yellow epoxy resin, sitting in a little single in-line pin socket. Sometimes such terminator resistors are in dual in-line pin cases that look just like integrated circuits. Because Tandy has changed models of disk drives so often, it may be necessary for you to consult a local tinkerer for help with this project. You should consider getting a drive from one of the advertisers in RAINBOW. These often present a better value, and often the supplier is available to provide more knowledgeable technical help than can most Radio Shack retail store employees.

Monochrome Help

I want to modify my CoCo 2 to drive a TTL monochrome monitor. Can you tell me how to do this?

*Dean Lawrence
(DEANL)
Wichita Falls, TX*

Your question presents several problems. First of all, I do not recommend attempting to do what you ask. With composite monochrome monitors selling for \$30 used, and as little as \$70 new, it usually will not pay to spend the time and money needed to design the more complicated interfaces for other sorts of

monitors. There are several different types of TTL monochrome monitors. The "separate sync" monitors used by the Kaypro, Model 3, Model 4 and Osborne computers can be relatively easy to adapt for use with the CoCo. These use separate horizontal and vertical sync lines, a standard type of luminance input and have a "normal" horizontal scan rate of 15.75 kHz. To hook a CoCo to these, all you need is a monochrome monitor driver circuit combined with a sync separator circuit. Each of these types of circuits can be whipped up using two or three transistors by anyone familiar with the workings of analog video. Incompetent engineers will attempt sync separation using a dedicated integrated circuit.

However, the IBM PC "Monographics type" (also known as "Hercules type") TTL monochrome monitor uses TTL levels on its video luminance signal. Worse yet, these monitors use a different horizontal scan rate of 18.432 kHz. Adapting them for the CoCo is rather difficult, and it is virtually impossible to use all of their screen. The only adapter I have ever seen for them produces an image that uses up about the center two-thirds of the screen. Their device was designed to hook into the RGB video port of a CoCo 3. To use it with a CoCo 1 or 2, you'd have to add a monochrome monitor driver and sync separator in front of their gizmo.

There are other monochrome monitor protocols floating around, including the one used by the Macintosh and various dedicated Hi-Res display systems. These are essentially impossible to interface to the CoCo. In summary, it is difficult to hook such TTL monochrome monitors to the CoCo. You must be an experienced video hacker to attempt it.

A Different Pinout

I tried to help a friend hook the CoCo's 4-pin DIN serial port to an IBM PC and to a Model 100 using some instructions given by Dr. ASCII in an issue of RAINBOW. The cable described there would not work. Can you help me?

*David Seibold
Bakersfield, CA*

The pinout given by Dr. ASCII was incorrect and will not work. To make a proper null modem cable interface a CoCo to an IBM PC or to a Model 100, connect a CoCo-type, four-pin DIN

male connector to an IBM PC or Model 100 type DB 25 connector as follows:

On the DB 25 connector, jumper Pin 4 to Pin 5. Jumper pins 6, 8 and 20 together. Hook Pin 2 of the DB 25 to Pin 2 of the CoCo four-pin DIN connector. Hook Pin 3 of the DB 25 to Pin 4 of the CoCo four-pin DIN connector. Hook Pin 7 of the DB 25 to Pin 3 of the CoCo four-pin DIN connector. Hook pins 6, 8 and 20 (which you just shorted to each other) of the DB 25 connector to Pin 1 of the CoCo four-pin DIN connector.

I've used a cable like this for data transfer up through 9600 baud between my CoCo and IBM PC XT clone and between my CoCo and my Model 100, and it works perfectly.

Amiga 1000 Monitor

How can I hook a Radio Shack CM8 to an Amiga 1000?

*Greg Miller
(GREGMILLER)
Grand Ledge, MI*

You need to invert the sync signals coming out of the Amiga's separate sync RGB analog output connector. Run the H and V sync signals through a 74LS04 inverter buffer. With the sync signals inverted, the CM8 will accept the RGB analog type signal from the Amiga. However, the mediocre resolution of the CM8 might not give a very pleasing image when used with the high resolution screens of the Amiga. Note also that you can use an Amiga 1080 monitor with a CoCo 3 provided you combine and invert the CoCo 3's sync signals in much the same way as I described in my August 1987 article on RGB monitors, which explained how to hook the CoCo 3 to a Sony KV1311CR.

Your technical questions are welcomed. Please address them to CoCo Consultations, THE RAINBOW, P.O. Box 385, Prospect, KY 40059.

We reserve the right to publish only questions of general interest and to edit for brevity and clarity. Due to the large volume of mail we receive, we are unable to answer letters individually.

Questions can also be sent to Marty through the Delphi CoCo SIG. From the CoCo SIG> prompt, pick Rainbow Magazine Services, then, at the RAINBOW> prompt, type ASK (for Ask the Experts) to arrive at the EXPERTS> prompt, where you can select the "CoCo Consultations" online form which has complete instructions.

FROM C.R.C COMPUTERS

DISTO SUPER PRODUCTS

DISTO SUPER CONTROLLER
\$99.95

- Gold contacts on all connectors
- Shielded metal box
- Four 28 pin sockets for software expandability
- Uses 2764 or 27128 EPROMs only
- EPROMs are software selectable
- Internal Mini-Expansion-Bus Interface for DISTO SUPER add-ons or user projects
- C-DOS included (RS-DOS compatible), single or double sided, 6 to 30ns step rate
- Works on all CoCo 1, 2 & CoCo 3's



CoCo 3
512K Upgrade

DISTO SUPER RAM 3
\$79.95/512K
\$29.95/0K BOARD

- 512K Memory upgrade
- Easy to install
- Solder less Plug-in card
- Fully compatible with OS-9 Level II
- State-of-the-Art Fast 120ns DRAM
- Free Software included:
 - Printer Spooler — Ramdisk
 - Memory Test
- Zero K Board complete without memory chips

DISTO SUPER PRODUCTS AND ADD-ONS

- REAL TIME CLOCK /PRINTER INTERFACE **\$39.95**
- MINI EPROM PROGRAMMER **\$54.95**
- DISPLAY 80 SUPER CARD **\$49.95**
- SUPER RAMDISK 512K **\$119.95**
 - For the COCO II & III
 - Upgradable to 1 MEG
 - Software included
- RGB TO MONOCHROME VIDEO & AUDIO ADAPTER FOR COCO III **\$29.95**
- RGB ANALOG TO RBG TTL VIDEO ADAPTER FOR COCO III **(Coming Soon)**
- HARD DISK INTERFACE **\$49.95**
 - Fits inside Super Controller or Ramdisk.
 - S.A.S.I. interface compatible. OS-9 drivers included. Supports WD-1002-SHD or ZEBEC 1410 controller.

CRC COMPUTERS inc.
 10802 Lajeunesse,
 Montreal, Quebec
 Canada, H3L 2E8
 1-514-383-5293

ALL DISTO PRODUCTS
COCO 3
COMPATIBLE
 Prices Do Not Include Shipping and Handling



A Short Day's Journey into Night

By Greg Hall

I got the idea for *City Sun* from a Steve Bjork commentary. He said the CoCo 3 could, by changing a few color registers, make a scene of New York City in the day slowly change to one at dusk, and finally to one at night, with stars and the whole bit.

That's exactly what I did. The program uses the Hi-Res features found in the CoCo 3 to draw a city scene of five buildings: a regular building, a restaurant, a hotel, a gas station, and even a fire hydrant to fill in a space between a couple of the buildings.

Slowly, the sky makes 15 different color changes through the "day," with a bit of motion in each one to make the program a little more exciting. Pressing BREAK at any time stops the execution of the program.

(Questions or comments may be addressed to the author at 3251 21st Ave., Columbus, NE 68601. Please enclose an SASE when requesting a reply.)


Greg Hall is a 13-year-old CoCo 3 programmer who lives in Columbus, Nebraska. He also enjoys playing golf and building electronic projects.

<input checked="" type="checkbox"/>	300144	1720185
	500121	1980196
	700243	227044
	930203	247085
	121088	END229
	1480213		

The listing: CITY SUN

```

1Ø ' =====
2Ø ' CITY SUN TO DEMONSTRATE
3Ø ' THE USE OF THE HI-RES
4Ø ' PALETTE COMMAND
5Ø ' =====
6Ø '
7Ø ONBRKGOTO267Ø
8Ø ONERRGOTO264Ø
    
```



HOW DO YOU GIVE A RAINBOW?

It's simple — Give a RAINBOW gift certificate . . .

Let a gift subscription to THE RAINBOW carry the premier Color Computer magazine right to your friends' doorsteps. THE RAINBOW is *the* information source for the Tandy Color Computer.

Each month, your friends will enjoy the intelligent programs, reviews and articles written exclusively for their CoCo.

First, your gift will be announced in a handsome card. Then, all year 'round, they'll remember you and your thoughtfulness when they get each edition of THE RAINBOW — more than 200 pages loaded with as many as 24 programs, 15 regular columns and lots of helpful hints and tips.

Generosity benefits the giver, too. There'll be no more tracking down borrowed copies of THE RAINBOW. Your collection will be safe at home.

Give a RAINBOW gift certificate and let your friends in on the fun. THE RAINBOW is the perfect companion for the Color Computer!

Get your order to us by November 25 and we'll begin your friends' subscriptions with the January issue of RAINBOW.

Please begin a one-year (12 issues) gift subscription to THE RAINBOW for:

Name _____

Address _____

City _____ State _____ ZIP _____

From:

Name _____

Address _____

City _____ State _____ ZIP _____

My payment is enclosed.

Bill to: VISA MasterCard American Express

Acct. # _____ Exp. date _____

Signature _____

Mail to:

Rainbow Gift Certificate, The Falsoft Building, P.O. Box 385, Prospect, KY 40059

For credit card orders call (800) 847-0309, 8 a.m. to 5 p.m. EST.

All other inquiries call (502) 228-4492.

Subscriptions to THE RAINBOW are \$31 in the United States; U.S. \$38 in Canada. The surface rate to other countries is U.S. \$68; the air rate, U.S. \$103. Kentucky residents add 5% sales tax. U.S. currency *only*, please. All subscriptions begin with the current issue. Please allow 6 to 8 weeks for delivery. In order to hold down non-editorial costs, we do not bill.

```

90 POKE65497,0
100 HSCREEN2
110 HBUFF1,600:HBUFF2,600:HBUFF3
,600:HBUFF4,600
120 HCLS4
130 PALETTECMP
140 'DRAW ROAD
150 HCOLOR8
160 HLINE(0,155)-(319,155),PSET
170 'EMPTY ROAD BUFFER
180 HGET(0,155)-(30,191),1
190 'DRAW BUILDING
200 HLINE(0,155)-(45,100),PSET,B
210 FORY=105TO140STEP10
220 FORX=7TO35STEP8
230 HLINE(X,Y)-(X+5,Y+5),PSET,BF
240 NEXTX,Y
250 HLINE(16,155)-(26,145),PSET,
B
260 HPAINT(5,150),7,8
270 HPAINT(20,150),2,8
280 'DRAW FIRE HYDRANT
290 HDRAW"BM50,155;R6L1U6H1L1U1D
1L1G1D6"
300 HPAINT(52,152),3,8
310 'DRAW RESTAURANT
320 HCOLOR8
330 HLINE(60,155)-(97,130),PSET,
B
340 HLINE(70,130)-(70,120),PSET
350 HLINE(87,130)-(87,120),PSET
360 HLINE(60,110)-(97,120),PSET,
B
370 HPAINT(62,112),,8
380 HCOLOR1
390 HPRINT(8,14),"Food"
400 HCOLOR8
410 HLINE(60,150)-(97,150),PSET
420 HPAINT(61,151),0,8
430 HLINE(65,135)-(76,145),PSET,
B
440 HLINE(81,135)-(92,145),PSET,
B
450 HPAINT(66,138),1,8
460 HPAINT(82,136),1,8
470 'DRAW HOTEL
480 HLINE(105,155)-(155,80),PSET
,B
490 HLINE(105,126)-(155,136),PSE
T,B
500 HPAINT(106,154),3,8
510 HPAINT(106,125),3,8
520 HPRINT(14,16),"HOTEL"
530 FORY=85TO120STEP10
540 FORX=110TO150STEP12
550 HLINE(X,Y)-(X+5,Y+5),PSET,BF
560 NEXTX,Y
570 HLINE(117,138)-(143,155),PSE
T,B
580 HLINE(129,138)-(131,155),PSE
T,BF
590 'DRAW GAS STATION
600 HLINE(165,155)-(170,154),PSE
T,B
610 HLINE(166,154)-(169,125),PSE
T,BF
620 HLINE(211,155)-(216,154),PSE
T,B
630 HLINE(212,154)-(215,125),PSE
T,BF
640 HLINE(176,155)-(187,154),PSE
T,B
650 HLINE(178,153)-(185,141),PSE
T,B
660 HDRAW"BM186,149;F1R1E1U2H3R1
U1L1U2"
670 HPAINT(179,152),2,8
680 HLINE(193,155)-(204,154),PSE
T,B
690 HLINE(195,153)-(202,141),PSE
T,B
700 HDRAW"BM203,149;F1R1E1U2H3R1
U1L1U2"
710 HPAINT(196,152),2,8
720 HDRAW"BM166,125;R49E10L49G10
D10R49U10E10D30L22U4L4U6L9D10R4L

```

ALL PROGRAMS COCCO 1 OR 2

CHECKERBOARD FILESORT

32 OR 64K FILE PROGRAM...\$16.95 / Cassette --- BOTH VERSIONS INCLUDE:
 ML ROUTINES FOR DATA, EDIT, SORT, REVIEW, SEARCH, ERROR TRAPPING, MANY HARDCOPY OPTIONS.



P.O. BOX 6464
 BAKERSFIELD, CA 93386

SOFTWARE

13	80	54	17	21	75	18	36	63	9
62	Bakersfield KENO V1.2								41
3									33
72	49	11	29	44	38	55	27	16	1

ENJOY A STIMULATING GAME OF KENO.
 A GRAPHIC DELIGHT FILLED WITH REALISTIC,
 EXCITING ACTION. PICK 1 TO 15 SPOTS.
 COMPLETELY RANDOM WINNERS. PREPARE
 FOR AN EXTREMELY CHALLENGING GAME.
 CAN YOU BREAK THE HOUSE?

32 OR 64K KENO SIMULATION
 Cassette...\$12.95 Disk...\$13.95



ML GRAPHICS DUMP FOR DMP-200
 16 / 32 / 64K Cassette...\$15.95 16 / 32 / 64K Disk...\$16.95

ML GRAPHICS DUMP FOR THE DMP-200.
 POSITION GRAPHIC PAGES 1-4, 5-8, OR 1-8 ANY
 PLACE ON PAPER. MENU PROMPTS: STANDARD,
 CONDENSED, OR COMPRESSED. PRINTOUTS IN
 NORMAL, ELONGATED, DOUBLE, OR TRIPLE-SIZE.

SEND CHECK OR MONEY ORDER. CALIF. RESIDENTS ADD 6% SALES TAX
 WE WILL MODIFY PROGRAMS TO WORK WITH YOUR PRINTER - NO EXTRA

```

4L4U4L8D4L3U1ØR3ØD5R15U1ØL5"
73Ø HPRINT(22,16),"Fuel"
74Ø HPAINT(18Ø,14Ø),5,8
75Ø HPAINT(2ØØ,14Ø),5,8
76Ø HPAINT(22Ø,144),5,8
77Ø HPAINT(176,124),5,8
78Ø HPAINT(219,135),1,8
79Ø HPAINT(2Ø6,136),1,8
8ØØ HPAINT(195,136),3,8
81Ø 'DRAW SHOPPING MALL
82Ø HLINE(23Ø,155)-(315,9Ø),PSET
,B
83Ø FORY=95TO145STEP15
84Ø FORX=235TO3Ø5STEP1Ø
85Ø HLINE(X,Y)-(X+5,Y+1Ø),PSET,B
F
86Ø NEXTX,Y
87Ø HCOLOR8
88Ø HPAINT(231,154),2,8
89Ø HLINE(235,8Ø)-(31Ø,6Ø),PSET,
B
9ØØ HPAINT(236,79),3,8
91Ø HCOLOR4
92Ø HPRINT(3Ø,8),"SHOPPING"
93Ø HPRINT(32,9),"MALL"
94Ø HCOLOR8
95Ø HLINE(24Ø,9Ø)-(24Ø,8Ø),PSET
96Ø HLINE(272,9Ø)-(272,8Ø),PSET

```

```

97Ø HLINE(3Ø5,9Ø)-(3Ø5,8Ø),PSET
98Ø 'SET BACKGROUND FOR SKY
99Ø HCOLOR1Ø
1ØØØ HPAINT(Ø,Ø),,8
1Ø1Ø HPAINT(75,125),,8
1Ø2Ø HPAINT(17Ø,146),,8
1Ø3Ø HPAINT(186,146),,8
1Ø4Ø HPAINT(193,146),,8
1Ø5Ø HPAINT(2Ø3,146),,8
1Ø6Ø HPAINT(21Ø,146),,8
1Ø7Ø HPAINT(241,89),,8
1Ø8Ø HPAINT(273,89),,8
1Ø9Ø 'PEOPLE WAKE UP-LIGHTS ON
11ØØ GOSUB224Ø
111Ø FORX=1TO5
112Ø X1=(RND(4)*8)-1:Y1=(RND(4)*
1Ø)+95:X2=(RND(4)*12)+98:Y2=(RND
(4)*1Ø)+75
113Ø HPAINT(X1,Y1),4,7
114Ø FORI=1TO1ØØØ:NEXTI
115Ø HPAINT(X2,Y2),4,3
116Ø FORI=1TO1ØØØ:NEXTI
117Ø NEXTX
118Ø 'RED CAR GOES BY
119Ø GOSUB224Ø:C=3:GOSUB213Ø:GOS
UB234Ø
12ØØ 'SHOPPING MALL OPENS
121Ø GOSUB224Ø

```

SUNDOG SYSTEMS

Kung-Fu Dude



An exciting new arcade game by Glen Dahlgren. This is the long-awaited response to the huge demand for a Kung-Fu program for the Coco. The graphics and sound effects are spectacular. The action and animation will please even the most die-hard arcade enthusiast. Destroy your opponents and evade obstacles with over ten different moves as you grow ever closer to your ultimate objective. This is the BEST karate game ever available for the color computer. Req. 64K, disk drive, and joystick. Introductory price: only \$24.95.



WHITE FIRE OF ETERNITY. Enter the age of monsters, magic, and adventure. Here you will search for the legendary power of White Fire throughout the Forbidden Wood and dark caverns of the Mount. The Rainbow review of 12/86 says, "Visually, White Fire is quite an achievement. The graphics are excellent!" Discover what adventuring on the Coco is all about. Req. 64K and disk drive. Only \$19.95.

CHAMPION. Become a superhero in your fight to rid the world of the evil forces of Mr. Blgg in this action adventure. The combat is hot and heavy and requires a fast joystick. The graphics and sound effects are sensational. "This is a fascinating game and a difficult one to master. You'll get a blast out of (Champion)!" says the Rainbow review of 5/87. Defend the innocent and defeat the villainous; be a true Champion! Req. 64K, disk drive, and joystick. Only \$19.95.



All programs Coco 1, 2, 3 compatible.



Sundog Systems
21 Edinburg Drive
Pittsburgh, PA 15235
(412) 372-5674

Personal checks, money orders, and C.O.D. orders accepted.

Include \$2.50 for S/H. \$2.00 extra for C.O.D. orders. PA residents add 6% sales tax. Authorship and dealer inquiries welcome.

```

122Ø FORY=95TO145STEP15
123Ø FORX=235TO3Ø5STEP1Ø
124Ø IFY=95THENHS=9
125Ø IFY=11ØTHENHS=11
126Ø IFY=125THENHS=12
127Ø IFY=14ØTHENHS=13
128Ø PALETTEHS,Ø
129Ø HCOLORHS
13ØØ HPAINT(X,Y),,2
131Ø NEXTX,Y
132Ø FORI=9TO13
133Ø IFI=1ØTHENNEXTI
134Ø PALETTEI,63
135Ø FORX=1TO2ØØØ:NEXTX,I
136Ø 'BIRDS FLY BY
137Ø GOSUB224Ø
138Ø POKE65496,Ø
139Ø HCOLOR8
14ØØ HDRAW"BM3ØØ,13;R4L1U1D2BM3Ø
Ø,17;R4L1U1D2BM3Ø8,15;R4L1U1D2"
141Ø GOSUB257Ø
142Ø POKE65497,Ø
143Ø 'GREEN CAR GOES BY
144Ø GOSUB224Ø:C=Ø:GOSUB213Ø:GOS
UB234Ø
145Ø 'AIRPLANE FLYS ACROSS
146Ø GOSUB224Ø
147Ø HCOLOR4

```

```

148Ø HDRAW"BM3Ø9,15;R2E3G3F3H3R6
"
149Ø GOSUB257Ø
15ØØ 'ORANGE CAR GOES BY
151Ø GOSUB224Ø:C=7:GOSUB213Ø:GOS
UB234Ø
152Ø 'CLOUD PASSES OVER
153Ø GOSUB224Ø
154Ø POKE65496,Ø
155Ø HDRAW"BM292,6;C4R3E2F5D1R2E
3R5D2F3R2D1G5D1L25H4U3L2U1H3E7R3
F4D1"
156Ø HPAINT(295,1Ø),4,4
157Ø GOSUB257Ø
158Ø POKE65497,Ø
159Ø 'COP WITH FLASHING LIGHT
16ØØ GOSUB224Ø:C=4:GOSUB213Ø:SP=
1:GOSUB234Ø:SP=Ø:HCOLOR8
161Ø 'PICKUP TRUCK GOES BY
162Ø GOSUB224Ø
163Ø HDRAW"BM289,166;R3U5D5R12U5
D5R13U5L13U4L8G4R12L12L3D5"
164Ø HPAINT(29Ø,162),2,8
165Ø HPAINT(293,162),2,8
166Ø HPAINT(3Ø5,162),2,8
167Ø HCIRCLE(293,165),3,8
168Ø HPAINT(293,165),8,8
169Ø HCIRCLE(311,165),3,8
17ØØ HPAINT(311,165),8,8
171Ø GOSUB25ØØ
172Ø 'MAGENTA CAR GOES BY
173Ø GOSUB224Ø:C=6:GOSUB213Ø:GOS
UB234Ø
174Ø 'SHOPPING MALL CLOSES
175Ø GOSUB224Ø
176Ø FORI=13TO9STEP-1
177Ø IFI=1ØTHENNEXTI
178Ø PALETTEI,Ø
179Ø FORX=1TO2ØØØ:NEXTX,I
18ØØ FORY=95TO145STEP15
181Ø FORX=235TO3Ø5STEP1Ø
182Ø HPAINT(X,Y),8,2
183Ø NEXTX,Y
184Ø 'TAXI GOES BY
185Ø GOSUB224Ø:C=1:GOSUB213Ø:SP=
2:GOSUB234Ø:SP=Ø
186Ø 'PEOPLE SLEEP-LIGHTS OFF
187Ø GOSUB224Ø
188Ø FORY=1Ø5TO14ØSTEP1Ø
189Ø FORX=7TO35STEP8
19ØØ HPAINT(X,Y),,7
191Ø FORPA=1TO5ØØ:NEXTPA
192Ø NEXTX,Y
193Ø FORY=85TO12ØSTEP1Ø
194Ø FORX=11ØTO15ØSTEP12
195Ø HPAINT(X,Y),,3
196Ø FORPA=1TO5ØØ:NEXTPA
197Ø NEXTX,Y
198Ø 'STARS

```

**Over 200 Dealers &
5000 Customers
Can't be wrong!**

We are Canada's largest
National Distributors of
Color Computer Products



Send for the great Canadian
Color Computer Catalog

Kelly Software Distributors Ltd.

Marlborough P.O. Box 403
Calgary, Alberta T2A 7L3
Tel: 403 235-0974


```

1990 GOSUB2240
2000 FORI=9TO15
2010 PALETTEI,0
2020 NEXTI
2030 FORI=1TO1000
2040 A=RND(320)-1:B=RND(130)-1:C
=RND(7)+8
2050 IFHPOINT(A,B)<9THEN2040
2060 HSET(A,B,C)
2070 NEXTI
2080 FORI=9TO15
2090 IFI=10THENNEXT
2100 PALETTEI,(RND(2)-1)*63
2110 NEXTI
2120 GOTO2080
2130 'DRAW CAR
2140 HDRAW"BM4,184;C8R4U4D4R8U4D
4R7U4D4R5U2L1U2L5H4L3D4R7L7U4L5G
3D1R8L8L4D4"
2150 HPAINT(6,182),C,8
2160 HPAINT(15,182),C,8
2170 HPAINT(20,182),C,8
2180 HPAINT(25,182),C,8
2190 HCIRCLE(9,186),3,8
2200 HPAINT(9,186),8,8
2210 HCIRCLE(22,186),3,8
2220 HPAINT(22,186),8,8
2230 RETURN
2240 'CHANGE SKY & BUFFER COLOR
2250 READC
2260 IFC=-1THENREADC:GOTO2280
2270 FORI=1TO2000:NEXT
2280 PALETTE1,C
2290 HGET(279,0)-(319,20),2
2300 FORI=1TO2000:NEXT
2310 RETURN
2320 'SKY COLOR DATA
2330 DATA-1,14,13,12,29,28,45,44
,45,28,29,12,13,14,16,0
2340 'GET/PUT ROAD MOVEMENT L-R
2350 IFSP=0THEN2410ELSEIFSP=1THE
N2360ELSEIFSP=2THEN2400
2360 PALETTE14,7
2370 HCOLOR14
2380 HLINE(13,173)-(15,175),PSET
,BF
2390 PA=7:GOTO2410
2400 HLINE(10,173)-(18,175),PSET
,BF
2410 HGET(0,155)-(30,191),3
2420 FORX=0TO289
2430 IFSP=0ORSP=2THEN2460ELSEBL=
BL+1
2440 IFBL=5ANDPA=63THENBL=0:PA=7
:PALETTE14,7
2450 IFBL=5ANDPA=7THENBL=0:PA=63
:PALETTE14,63
2460 HPUT(X,155)-(X+30,191),3,PS
ET

```

```

2470 NEXTX
2480 HPUT(X-1,155)-(X+30-1,191),
1,PSET
2490 RETURN
2500 'GET/PUT ROAD MOVEMENT R-L
2510 HGET(289,155)-(319,191),3
2520 FORX=289TO0STEP-1
2530 HPUT(X,155)-(X+30,191),3,PS
ET
2540 NEXTX
2550 HPUT(X+1,155)-(X+30+1,191),
1,PSET
2560 RETURN
2570 'GET/PUT SKY MOVEMENT R-L
2580 HGET(279,0)-(319,20),4
2590 FORX=279TO0STEP-1
2600 HPUT(X,0)-(X+40,20),4,PSET
2610 NEXTX
2620 HPUT(X+1,0)-(X+40+1,20),2,P
SET
2630 RETURN
2640 'PRINT ERROR NUMBER & LINE
2650 CLS
2660 PRINT"ERROR NUMBER";ERNO;"I
N LINE";ERLIN
2670 'RESTORE PALETTE & SPEED
2680 POKE65496,0
2690 PALETTECMP

```

MY ARTIST

Draw COCO3 pictures in all 4 high resolution Basic screen modes. 640 and 320 by 192 with 2, 4 or 16 colors and 64 hues. Simple keyboard and joystick controls including lines, boxes, ovals, painting, reproduction, 2 speeds, fast ML save/load and a complete user manual. Requires 128K COCO3, joystick, TV or monitor....\$14.95
Specify cassette or disk.



THE DIRECTOR



Prepare and show professional COCO3 picture, sound and color animation displays. Completely menu driven with integrated editing and showing. Uses MY ARTIST pictures in sequence with color changes, time delays, Basic and prerecorded cassette music. Includes additional programs to convert pictures, and to freely share your displays, and a complete user manual. Unlimited educational and entertainment uses including VCR recordings!!! Requires 128K COCO3, TV or monitor...\$39.95
Specify cassette or disk.



HOLIDAY SPECIAL...\$29.95
with MY ARTIST...\$39.95




Gift wrapped with card & message....\$4.00
Prices include \$3 shipping and a 30 day money back guarantee. SC residents add 5% sales tax. No credit cards.

SEND CHECK OR MONEY ORDER. NO DELAY.



SEESOF PO Box 574, Beaufort, SC 29901
Phone 803-524-0116



Making the **MicroWorld** of
CoCo's AFFORDABLE

CoCo II	\$ 87
CoCo III	\$115
Drive 0	\$175
Drive 0 (NEW)	\$199
CM-8 Monitor	\$248
Deluxe Joystick	\$ 24
Joysticks (pair)	\$ 13
Mouse	\$40
MultiPak	\$75
Disk storage box (50)	\$ 8.50
CCR-81 Cass. Rec.	\$42

Disks (SS)	\$7.50/box
Disks (DS)	\$8.00/box
*Includes free library case	
DMP-106	Special \$145
DMP-130A (120 CPS)	\$225
DMP-440	\$545
Tandy 1000 EX	\$495
Tandy 1000 SX	\$720
Tandy 1000 HX	\$575
Tandy 1000 TX	\$910
VM-4 Monitor	\$ 99
CM-5 Monitor	\$240
CM-11 Monitor	\$325

CoCo 3 512K Upgrade	\$130
MultiPak Upgrade (26-3024)	\$ 8
MultiPak Upgrade (26-3124)	\$ 7
OS-9 Level 2	\$ 63.95

Minimum Order \$15.00

* Please Note - Our ads are submitted early, so prices are subject to change!!! We appreciate your cooperation & understanding in this matter

Method of Payment:
MC, Visa, Am.Ex. - Sorry, No Citiline!
Certified Check or Money Order.
Personal Checks - Allow 1 week to clear!

FREE PRICE LIST AVAILABLE
20 % OFF ALL TANDY SOFTWARE
MIN. 15% OFF ALL TANDY HARDWARE

- * Full TANDY Warranty ==> CALL <== In Pa:
- * 100% TANDY PRODUCTS 215 759-7794 In N.J.:
- * FREE UPS Shipping 201 735-6138
†on orders over \$50.00
under \$50 add \$2.00



COMPUTER CENTER
MicroWorld

230 Moorestown Road, Wind Gap, PA 18091

Laneco Plaza, Clinton, N.J. 08809

ALL PRICES INCLUDE SHIPPING †!!!
(In Continental US)

100% TANDY EQUIPMENT WITH FULL RADIO SHACK WARRANTY



CoCo Cathead — 20 Seconds into the Future

By Fred B. Scerbo
Rainbow Contributing Editor

Editor's Note: If you have an idea for the "Wishing Well," submit it to Fred c/o THE RAINBOW. Remember, keep your ideas specific, and don't forget this is BASIC. All programs resulting from your wishes are for your use, but remain the property of the author.

Much of the mail I have received in recent months has been very encouraging. Many of you told me that you enjoy the new educational programs I have introduced in these pages, such as last month's *Conjugate Instructor*. Still others have requested a return to some graphics just for the fun of it. One thing many of you (too many to mention by name) have asked for is more programs for the Tandy Speech-Sound Pak.

Therefore, this month's project is a talking graphics program, just for the fun of it! Fear not, those of you who do not have the speech pak — this program displays a fun graphic, even without speech.

A Talking CoCo Cat?

You probably have seen ads for talking head programs that work with different speech packs or programs. The

Fred Scerbo is a special needs instructor for the North Adams Public Schools in North Adams, Massachusetts. He holds a master's in education and has published some of the first software available for the Color Computer through his software firm, Illustrated Memory Banks.

idea is to give your computer a face to match its voice. I have long wanted to make a BASIC program do that, but I didn't know what to use for a face. I even toyed with the idea of making a robot or a talking keyboard face. These ideas just didn't seem to strike a proper chord.

One day while I was trying to decide what soft drink to choose, a familiar face intruded on my TV screen, a stuttering head superimposed on a background of flashing stripes. I suppose there are not many people who have

been able to shelter themselves from the media onslaught of computer creation Max Headroom; his face seems to be everywhere lately. *Doonesbury* cartoonist Gary Trudeau has even created a Ron Reagan clone of Max named Ron Headrest.

That's when I got the idea of giving our CoCo Cat a computer alter ego. This would be a face familiar to every CoCo owner. It wouldn't scare the kids, and best of all, it would be easy to animate. Actually, that's one of the main reasons I chose CoCo Cat. I have



Animation techniques, as well as speech routines for the Speech/Sound Cartridge, allow CoCo Cat to take on a Max Headroom-like appearance.



RAINBOW'S BROADENING ITS SPECTRUM

THE RAINBOW and the Delphi Information Utility have joined together to allow CoCo owners all over the world to connect with one another!

Delphi is a full-service information utility. It offers everything from up-to-the-minute news stories from The Associated Press to electronic mail services. But, *best of all*, it now has a **special forum for Color Computer owners, and it's operated by the people who bring you THE RAINBOW each month.**

The CoCo Special Interest Group (SIG) features a variety of services, including an open forum where you can send and receive messages from Color Computer owners all over the world. It also has several databases to which you can upload your favorite programs and from which you can download programs written by other CoCo enthusiasts. Some of these databases are BASIC programming, OS-9 and home applications.

When setting up your account with Delphi, if you do not have a credit card or prefer not to use it, Delphi requires that you send \$25 to give your account a positive balance. This will be refunded after your first free hour if you choose to no longer use the system or it will be applied to future connect charges. If you do not maintain a positive balance, you will be charged \$3.50 each month for direct billing.

PEEK INTO THE RAINBOW

The CoCo SIG's conference feature allows you to meet electronically with other members of the CoCo Community. You can join conferences with notables such as Dale Puckett, Cray Augsburg, Marty Goodman, Don Hutchison, Jim Reed, Lonnie Falk and others — on a regular basis. Conference schedules will appear in THE RAINBOW each month. Be sure to check online announcements for changes and additions.

THE OTHER SIDE OF THE RAINBOW

On Delphi, you also are able to buy RAINBOW ON TAPE — order a whole set, or download an individual program immediately. You can also renew your RAINBOW subscription, make a fast and easy order for software or hardware from a multitude of vendors, or inquire about products on the CoCo SIG.

We also have a number of **programs that you can download** and use, just for the cost of the time you spend transferring them. There'll also be **corrections for RAINBOW articles**, helpful hints and many other useful features.

FREE LIFETIME MEMBERSHIP

THE RAINBOW is offering subscribers a free lifetime subscription to Delphi — a \$24.95 value — and a free hour of connect time — a \$7.20 value at either 300, 1200 or 2400 Baud — so you can sample Delphi and the RAINBOW CoCo SIG. That's right. Your subscription to THE RAINBOW entitles you to this \$32.15 value as a **free bonus!**

If you're not a RAINBOW subscriber, just enter your order when you sign on with Delphi and you'll get the same great deal! For our \$31 subscription fee, you'll get the finest Color Computer magazine ever, a free lifetime subscription to Delphi and a free hour of connect time.

SAVE EVEN MORE

Want to save even more? While you're online you can order, for only \$29.95, a deluxe package which includes the Delphi membership, the *Delphi Handbook and Command Card* (\$21.95) and a total of three hours of connect time (\$21.60).

Delphi provides us all with **Immediate CoCo Community**. Check it out today. After all, you can sample it for free!

Problems? Call Delphi:

(800) 544-4005

(617) 491-3393

DELPHI

TYPE: GROUP COCO



COMMUNITY TOGETHER

How to reach RAINBOW's Color Computer SIG . . .

There are several ways to connect to Delphi and THE RAINBOW's CoCo SIG. In most cities you will not even have to pay long distance charges; you can use special data communications networks like Telenet, Tymnet and the Canadian Datapac network.

First, set your terminal program to operate at either 300 or 1200 Baud (depending on the modem you have), and also select either 7 bits with even parity or 8 bits with no parity, and one stop bit. (If one combination doesn't work, try another.)

Decide which network you should use. There is no surcharge for Telenet or Tymnet. Canadian residents using Datapac will be charged an additional \$10.80 (U.S.) per hour.

On Telenet: Uninet network has merged with Telenet. To get the Telenet number for your area, call (800) 336-0437. After you call the local access number and make connection, press ENTER twice. When the "TERMINAL=" prompt appears, press ENTER again. When the "@" prompt appears, type C DELPHI and press ENTER.

On Tymnet: Call (800) 336-0149 to get the Tymnet number for your area. After you dial your designated number and connect, you will see either "garbage" or a message saying "please type your terminal identifier." At this point, even if the screen is garbled, simply press 'A'. When "please log in:" appears, type DELPHI and press ENTER.

From Canada (on Datapac): Call Delphi Customer Service at (617) 491-3393 to get the Datapac number for your area. After you connect, press the period key (.) and ENTER (use two periods if you're using 1200 Baud). Type SET 2:1, 3:126 and press ENTER. Now type p 1 3106, DELPHI; and press ENTER. Delphi's new rates indicate an additional \$10.80 hourly surcharge for evening use of Datapac, which means a total of \$18 (U.S.) for connect time.

From other countries: Many countries have their own data networks that can connect to either Telenet or Tymnet. Check with the telephone authorities in your country for details on how to sign up for this service. When you have an account set up, you can reach Delphi with a "host code" of 3110 6170 3088 through Telenet, or 3106 90 6015 through Tymnet. (You'll have to pay the toll charges for this connection.)

Type in Your Username

If you're already a subscriber to THE RAINBOW, at the

"USERNAME:" prompt, type JOINDELPHI and press ENTER. At the "PASSWORD:" prompt, type RAINBOW. Then, at the "NUMBER:" prompt, type your individual subscription number from the mailing label of your latest issue of THE RAINBOW. (If there are one or more zeros at the beginning of this number, include them.)

If you don't already have a subscription, at the "USERNAME:" prompt, type JOINDELPHI and press ENTER. At the "PASSWORD:" prompt, type SENDRAINBOW and press ENTER. Have your MasterCard, VISA or American Express card ready, because you'll be led through a series of questions that will enable us to put your RAINBOW and Delphi subscriptions into effect. In an effort to hold down non-editorial costs, we do not bill for subscriptions.

If you make a typing error, just use Control-X and start over. Remember that at any point, when you're on Delphi, you can type HELP to get help on how to use the system. To get off the system just type BYE.

If you find that you're unable to log on to Delphi and enter the CoCo SIG after following these instructions, call us during afternoon business hours at (502) 228-4492. We'll be glad to offer assistance.

Come Visit Us! Type: GROUP COCO

After you sign in, you'll be prompted to set up your own, personal "user name" — Delphi is a friendly service, no numbers to remember — and you'll be asked a number of questions so Delphi can set up your account. You'll also be assigned a temporary password.

Delphi will tell you that your account will be ready after 6 p.m. the same day if you sign up before noon (Eastern time zone.) If not, your account will be ready at 6 p.m. the next day. Once an account is verified and opened, *each RAINBOW subscriber will be credited with an hour of free time!*

When you log back in, use your chosen username and your temporary password to access the system. At that point, you will meet Max, who will help you configure things and will change your temporary password into your own *personal* password. This is the password you will use for subsequent sessions — or until you change it.

After Max bids you goodbye, you'll wind up at the Delphi Main Menu; type in GROUP COCO and **join us on the CoCo SIG!**

noticed that he doesn't have a mouth. A character without a mouth makes animating speech easy. The moving whiskers, ears and tail more than make up for CoCo Cat's lack of a mouth.

And so, in the memory chips of my trusty CoCo, *CoCo Cathead* was born. The program requires at least 32K, and can be seen and not heard, if you just want the graphics. But you can make CoCo Cat talk by adding data statements at the end of the program. I have even included a bad joke, which keeps *CoCo Cathead* in true form with his computer inspiration.

The Program

Older CoCos may require that you PCLEARB before running the program. I have used PMODE2/1 with a color POKE to give us a maximum of four full visual screens. Be careful when you type in the listing. If you make an error in the POKE commands you could lock up your machine and lose the program. Be sure to save the program before trying to run it. This will save much heartache over a locked-up machine.

The program uses commands suggested by the instructions which came with the Tandy Speech-Sound Pak. I

have inserted some graphic commands among these lines to give us animation along with speech.

Having four full screens to work with, we will do all of our viewing on Screen 4 (pages 7 and 8). Screens 1, 2 and 3 each have a different view of CoCo Cat. By PCOPYing them to our viewing screen, you get clean animation. I have also included a POKE178, *n* command, with *n* representing a random number from 1 to 255. This gives us some impressive striped graphics for the background. It makes the cat quite 21st century-looking.

I have given CoCo Cat a tux and bow tie, but no sunglasses. That would have spoiled the effect of the blinking eyes and eyebrows. His ears and tail also bounce around a bit. In fact, he is fun to watch, even without speech.

Running the Program

On running the program, you will see our familiar title card. Pressing ENTER starts the program. You have to wait for about 20 seconds while the graphics are created. If you want to watch the pages being drawn, insert a value of Q=1 after the PCLEARB statement. This turns on the screens for you to watch. But I think

the program seems better when you don't watch the pages being drawn.

CoCo Cat will then proceed to talk to you and flash his different expressions and graphic screens. He even stutters a bit, adding to the Headroom effect.

When he has finished talking, he goes into a loop, changing screens until you stop the program or turn off your CoCo. That's it! It doesn't do anything practical, but we did say this month was just for fun, right?

Adding Your Own Speech

You can make CoCo Cat say anything you want simply by adding your own DATA lines between lines 1000 and 5000, which is the END statement. The only limit is the amount of memory you have left. You may want to add a little stutter to his speech. Remember, some text will have to be sounded out, but that is a problem with the hardware, not the software.

I hope you have fun with your new companion. Let me know how you like *CoCo Cathead*, and be sure to write if you have any more suggestions for future projects. □


Hint . . .

Disk Directory Printout

If you have a long disk directory and want to see all of it, or if you simply wish to have a hard copy printout of your directory, one simple command allows you to do this easily.

Just POKE 111, 254:DIR and the entire disk directory will appear on your printer, even if it is too long to be fully displayed on the screen.

Mouse Tales by Logan Ward



Corrections

"High Resolution Joystick Interface" (Review, October 1987, Page 130): The review of the High Resolution Joystick Interface from Radio Shack erroneously states that cleaning your joystick ports with tuner cleaner will clear up the apparent jerky operation. It is true that tuner cleaner should be used. However, you should use it on the joystick *pots*, not the ports. Do *not* spray tuner cleaner into the joystick ports on the rear of your CoCo!

"Screen Dump Extraordinaire" (October 1987, Page 30): The SCRNDMP listing on Page 32 has part of Line 180 inserted in Line 140. Here are the correct listings for lines 140 and 180:

```
140 PRINT"      As an example, one
      printer uses the sequence 27,4
      2,4,128,2 where the codes 128 a
      nd 2 represent 128 + 2*256 = 640
      dots per line.
```

```
180 IF INSTR(C$, ",")=0 THEN 190 ELSE
      C$=RIGHT$(C$, LEN(C$)-INSTR(C$, ",
      ")):K=K+1:GOTO 180
```

For quicker reference, Corrections will be posted on Delphi as soon as they are available in the Info on Rainbow topic area of the database. Just type DATA at the CoCo SIG> prompt and INFO at the TOPIC> prompt.

✓	16099	680231
	34068	810228
	49026	1010217
	57079	END195

The listing: CATHEAD

```

1Ø REM *****
2Ø REM * TALKING COCO CATHEAD *
3Ø REM * BY FRED B.SCERBO *
4Ø REM * 6Ø HARDING AVE. *
5Ø REM * NORTH ADAMS,MA Ø1247 *
6Ø REM * COPYRIGHT (C) 1987 *
7Ø REM *****
8Ø PCLEAR8
9Ø CLSØ:PRINTSTRING$(32,168)STRIN
NG$(32,184);:FORI=1TO 256 :READ
A:PRINTCHR$(A+128);:NEXT
1ØØ PRINTSTRING$(32,184)STRING$(
32,168);
11Ø DATA46,44,44,42,62,6Ø,6Ø,58,
117,124,124,125,117,124,124,122,
126,125,124,122,26,,26,3Ø,28,29,
21,28,29,21,28,27
12Ø DATA42,33,35,34,58,49,51,5Ø,
117,,,117,,122,12Ø,117,,12Ø,26
,,26,26,,,21,,21,21,,21
13Ø DATA42,37,,42,58,53,,58,117,
,,,117,,122,,117,,26,,26,26,,,
21,,21,21,,21
14Ø DATA42,37,,42,58,53,,58,117,
,,,117,115,115,122,,117,,27,19,
26,27,19,,21,19,23,21,112,21
15Ø DATA42,37,,42,58,53,,58,117,
,,,117,,112,122,,117,,26,,26,26
,,,21,,21,21,,21
16Ø DATA42,37,35,42,58,53,51,58,
117,,,117,,122,,117,,26,,26,2
6,,,21,,21,21,,21
17Ø DATA42,,32,34,58,,48,5Ø,117,
,,113,117,,122,,117,,26,,26,26
,,17,21,,21,21,,23
18Ø DATA44,44,44,4Ø,6Ø,6Ø,6Ø,56,
116,124,124,124,116,,,12Ø,,124,1
2Ø,,24,,24,28,28,28,2Ø,,2Ø,2Ø,28
,24
19Ø PRINT@422," BY FRED B.SCERB
O ";
2ØØ PRINT@454," COPYRIGHT (C) 19
87 ";
21Ø IFINKEY$<>CHR$(13)THEN21Ø
22Ø PRINT@486," PLEASE STAND BY
! ";
23Ø XX=&HFFØØ:YY=&HFF7E
24Ø POKEXX+1,52:POKEXX+3,63
25Ø POKEXX+35,6Ø
26Ø PMODE4,1:PCLS1:PMODE4,5:PCLS
1
27Ø GOTO38Ø

```

```

28Ø FORII=1TOLEN(AA$)
29Ø PCOPY1TO7:PCOPY2TO8
3ØØ IF PEEK(YY)AND 128=Ø THEN3ØØ
31Ø PCOPY5TO7:PCOPY6TO8
32Ø POKEYY,ASC(MID$(AA$,II,1))
33Ø NEXTII
34Ø IFPEEK(YY)AND128=ØTHEN34Ø
35Ø PCOPY3TO7:PCOPY4TO8
36Ø POKEYY,13
37Ø RETURN
38Ø PMODE2,1:PCLS1:PMODE1:PCLSØ:
POKE65314,248:SCREENQ,Q
39Ø GOSUB4ØØ:GOTO46Ø
4ØØ LINE(Ø,Ø)-(256,192),PRESET,B
41Ø CIRCLE(82,11Ø),4Ø,1,.9,.2,.8
5:CIRCLE(174,11Ø),4Ø,1,.9,.65,.3
:CIRCLE(128,64),54,1,.9,.46,.Ø5
42Ø CIRCLE(128,172),62,1,.6,.67,
.85:CIRCLE(1Ø8,68),6,1:CIRCLE(14
6,68),6,1:PAINT(1Ø8,68),1,1:PAIN
T(146,68),1,1
43Ø DRAW"BM136,9ØC1M-1Ø,-4ØL8G4M
136,9Ø":PAINT(128,7Ø),1,1
44Ø DRAW"BM114,14ØD18ND3ØR28ND3Ø
NU18M+4Ø,-8F4D2ØG4NF3ØM-4Ø,-8NU1
ØL28NU1ØM-4Ø,+8NG3ØH4U2ØE4M+4Ø,+
8":POKE178,52:PAINT(128,16Ø),,1:
POKE178,72:PAINT(11Ø,16Ø),,1:PAI
NT(146,16Ø),,1
45Ø POKE178,Ø:PAINT(1Ø8,18Ø),1,1
:PAINT(15Ø,18Ø),1,1:RETURN
46Ø PCOPY1TO3:PCOPY2TO4:PCOPY1TO
7:PCOPY2TO8
47Ø DRAW"BM9Ø,3ØC1M-4,-2ØM+24,+1
ØBR3ØM+24,-1ØM-4,+2Ø"
48Ø DRAW"BM14,192U14ØNL4NH6NU4R3
4D3ØL12U16L8D13Ø"
49Ø DRAW"BM255,2ØC1H2ØL2ØF4ØD2ØH
6ØL2ØF8ØD2ØH1ØØL2ØF16BF16F88D2ØH
74BH48H18L2ØF2ØBF98F42D2ØH5ØBH11
8H12L2ØF34BF1Ø4F52L2ØH46BH98H46L
2ØF62BF8ØF1ØBF2ØF1ØBL2ØBH26H8BH7
2H22BH6H42"
5ØØ DRAW"D2ØF24BF24F8BF58D2ØH18B
H48H2ØBH14H14D2ØF14BF14F16BF34F8
BF38L2ØBH34H42BH14H14D2ØF14BF14F
56L2ØH36BH14H14D2ØF14BF14F16L2ØB
H12H1Ø"
51Ø PCOPY1TO5:PCOPY2TO6
52Ø FORI=1ØTO25ØSTEP4Ø:PAINT(I,6
),2,1:NEXT:FORI=6TO192STEP4Ø:PAI
NT(6,I),2,1:NEXT:FORI=28TO196STE
P4Ø:PAINT(32,I),2,1:NEXT:PAINT(5
Ø,82),2,1:PAINT(1Ø4,146),2,1:PAI
NT(148,15Ø),2,1
53Ø PAINT(188,178),2,1:FORI=98TO
178STEP4Ø:PAINT(22Ø,I),2,1:NEXT
54Ø POKE178,14:FORI=3ØTO25ØSTEP4
Ø:PAINT(I,6),,1:NEXT:FORI=26TO19

```

T & D SUBSCRIPTION SOFTWARE CONTINUES ITS

ISSUE #1, JULY 1982

COVER 1
RACETRACK
HANGMAN
MUSIC ALBUM
LIFE EXPECTANCY
WORD TESTS
KILLER MANSION
BARTENDER
CALENDAR
ROBOT WAR

ISSUE #2, AUGUST 1982

UFO COVER PT. 1
BIORHYTHM
BOMBARDMENT
BLACK JACK
COST OF LIVING
FRENZY
BUSINESS LETTER
QUICK THINK
QUEST INSTRUCTIONS
QUEST FOR LENORE

ISSUE #3, SEPTEMBER 1982

UFO COVER PT. 2
BASKETBALL
CHUCKLUCK
SLOT MACHINE
ALPHABETIZER
NFL PREDICTIONS
FLAG CAPTURE
ROBOT BOMBER

ISSUE #4, OCTOBER 1982

UFO RESCUE
TANK BATTLE
DRIVEWAY
SOUNDS
BALLOON DROP
MIND BOGGLE
COCO-TERRESTRIAL ADV.
CALORIE COUNTER
JACK-O-LANTERN

ISSUE #5, NOVEMBER 1982

CATALOG COVER
BOWLING
PROGRAM INVENTORY
PROMISSORY-LOANS
CHECKBOOK BALANCER
TRIGONOMETRY TUTOR
CONVOY
BAG-IT
SPECTRA SOUND
CONVEYOR BELT

ISSUE #6, DECEMBER 1982

CHRISTMAS COVER
RAINDROPS
STOCK MARKET
ADVANCED PONG
DESTROY
SOUND ANALYZER
CREATIVITY TEST
VOICE DATA
ML TUTORIAL PT. 1
LOONY LANDER

ISSUE #7, JANUARY 1983

NEW YEARS COVER
LIST ENHANCER
SUPER PRECISION DIV.
BOMB DIFFUSE
SPACE STATION
ML TUTORIAL PT. 2
SHOOT OUT
FIND UTILITY
CYBORG INS
CYBORG FACES

ISSUE #8, FEBRUARY 1983

COVER 8
DEFEND
3 DIMENSIONAL MAZE
COCO CONCENTRATION
AUTO LINE NUMBERING
ML TUTORIAL PT. 3A
ML TUTORIAL PT. 3B
NUCLEAR POWER PLANT
DUAL BARRIER
BRICKS

ISSUE #9, MARCH 1983

TIME MACHINE COVER
TRIG DEMO
PYRAMID OF CHEOPS
PROGRAM PACKER
BUDGET
ELECTRONIC DATEBOOK
ML TUTORIAL PT. 4
TAPE DIRECTORY
BLOCK-STR
COCO ADDING MACHINE

ISSUE #10, APRIL 1983

TENTH COVER
PYRAMID OF DANGER
TYPING TUTOR
ML TUTORIAL PT. 5
TINYCALC
STOCK MARKET COMP
YAH-HOO
MISSILE ATTACK
SCREEN PRINT
BRIKPNG

ISSUE #11, MAY 1983

ELEVENTH COVER
ARCHERY
FROG JUMP
ML TUTORIAL PT. 6
MLT DICTIONARY
BASIC SPEED UP TOT.
METRIC CONVERTOR
GRAPHIC QUAD ANTENNA
GRAPHICS PROGRAM
CATERPILLAR CAVE

ISSUE #12, JUNE 1983

TWELFTH COVER
SHOOTING GALLERY
BOMB STOPPER
VALLEY BOMBER
STARFIGHTER
WHEEL OF FORTUNE
ML TUTORIAL PT. 7
MERGE UTILITY
RAM TEST
LANDER

ISSUE #13, JULY 1983

THIRTEENTH COVER
FLASH CARD
ICE BLOCK
COSMIC FORTRESS
MAIL LIST
DOLLARS & CENTS
ML TUTORIAL PT. 8
SDSK COPY
MUSIC SYNTHESIZER
CRAWLER

ISSUE #14, AUGUST 1983

MYSTERY COVER
ROW BOAT
COMPUTER TUTL PT. 1
INDEX DATABASE
DISK ZAPPER
COCO-MONITOR
COCO-ARTIST
ROBOT COMMAND
TEST SCREEN PRINT
HIGH RESOLUTION TEXT

ISSUE #15, SEPTEMBER 1983

MYSTERY COVER PT. 2
GOLD VALUES
TREK INSTRUCTIONS
TREK
HIGH TEXT MODIFICATION
ASTRO DODGE
DR. COCO
PEG JUMP
MORSE CODE
PURGE UTILITY

ISSUE #16, OCTOBER 1983

MYSTERY COVER
BOBOTRON
DIRECTORY RECALL
VECTOR GRAPHICS INST.
VECTOR GRAPHICS
SKYDIVER
SWERVE AND DODGE
NIMBO BATTLE
TAPE ANALYSIS UTILITY
LIFE GENERATIONS

ISSUE #17, NOVEMBER 1983

THANKSGIVING COVER
3-D TIC-TAC-TOE
INDY 500
COLLEGE ADVENTURE
MEMORY GAME
DUNGEON MASTER
WEATHER FORECASTER
GRID FACTOR INST.
GRID FACTOR
DRAW

ISSUE #18, DECEMBER 1983

CHRISTMAS COVER
CLIMBER
GALACTIC CONQUEST
WARLORDS
STATES REVIEW
MATH TUTOR
MACHINE LANGUAGE DATA
PRINTER UTILITY INST.
PRINTER UTILITY
MUTANT WAFFLES

ISSUE #19, JANUARY 1984

BANNER
PROBE
DISK DIRECTORY PROTECTOR
OPTICAL CONFUSION
WORD PROCESSOR
WORD SEARCH
ASTRONAUT RESCUE
STAR TRAP
PIE CHART
FORCE FIELD

ISSUE #20, FEBRUARY 1984

INTRODUCTION:
HINTS FOR YOUR COCO
ESCAPE ADVENTURE
SEEKERS
MASTER BRAIN
LIST CONTROLLER
DISKETTE CERTIFIER
ROM COPY
BASIC RAM
SNAFUS

ISSUE #21, MARCH 1984

BASIC CONVERSIONS
FINANCIAL ADVISE
CASTLE STORM
DOS HEAD CLEANER
COCO TERMINAL
SNAKE CRAWLER
WAR CASTLE
SKY FIRE
EASY BASIC
DOTS 3-D

ISSUE #22, APRIL 1984

HEALTH HINTS
GLIBLIBS
CLOTHES SLITHER
BIBLE 1 & 2
BIBLE 3 & 4
CATCH ALL
INVADER
ALIEN RAID
MOON ROVER
IO ERROR IGNORER

ISSUE #23, MAY 1984

MONEY SAVERS 1 & 2
STOCKS OR BOMBS
WALL AROUND
COCO TECHNICAL LOOK PT. 1
NUCLEAR WAR INST.
THERMONUCLEAR WAR
CIRCUIT DRAWER
MOUSE RACES
SUPER-SQUEEZE
DATA FALL

ISSUE #24, JUNE 1984

DIR PACK & SORT
BRICK OUT
COCO TECHNICAL LOOK PT. 2
USA SLIDE PUZZLE
51 '24 SCREEN EDITOR
51 '24 SCREEN
CITY INVADERS
PRINTER SPOOLER
STEPS
SNAKE

ISSUE #25, JULY 1984

CLOCK
COCO TECHNICAL LOOK PT. 3
SKID ROW ADVENTURE
MONEY MAKER
PIN-HEAD CLEANING
LINE EDITOR INST.
LINE EDITOR
BOOMERANG
BUBBLE BUSTER
RECOCHET

ISSUE #26, AUGUST 1984

PEEK, POLE & EXECUTE
SAUCER RESCUE
YOUNG TYPER TUTOR
O-TEL-O
OLYMPIC EVENTS
DOUBLE DICE
COCO DATABASE
BATTLE STAR
COCO-PIN BALL
MONTEZUMAS DUNGEONS

ISSUE #27, SEPTEMBER 1984

COCO TO COM 64
GALACTIC SMUGGLER
INDY RACE
ACCOUNT MANAGER
CASSETTE MERGE UTILITY
STRING PACKING TUTORIAL
SPACE DUEL
BUGS
TRAP-BALL
BALLOON FIRE

ISSUE #28, OCTOBER 1984

HANGING TREE
CHECKERS
FOOTBALL +
MORE PEEKS, POKES
SPELLING CHECKER
SOUND DEVELOPMENT
WORD GAME
SCREEN REVERSE
AUTO COPY
RAT ATTACK

ISSUE #29, NOVEMBER 1984

DISK ROLL OUT
ROBOT ON
MULTIPONG
ADVENTURE GENERATOR
QUEST ADVENTURE
QUARTER BOUNCE
DUAL OUTPUT
KEY REPEAT
FULL EDITOR
METEOR

ISSUE #30, DECEMBER 1984

MATH HELP
VECTOR ADVENTURE
WORLD CONQUEST
DRAG RACE
MINE FIELD
T-NOTES TUTORIAL
T & D PROGRAM INDEXER
SYSTEM STATUS
ERROR TRAP
DROLL ATTACK



SUPER SAVINGS

Single Issue \$8.00
2-5 Issues \$6.00 ea.
6-10 Issues \$5.00 ea.
11 or more Issues . \$4.50 ea.
All 64 Issues \$175.00

- Every Issue Contains 10 or More Programs
- Many Machine Language Programs
- Available for COCO I, II and III
- All Programs Include Documentation
- We send 1st Class No Charge
- Personal Checks Welcome!



BACK ISSUE SALE OF OVER 640 PROGRAMS

ISSUE #31, JANUARY 1985

TREASURES OF BARSOOM
BATTLE GROUND
STRUCTURED COMPILED LANGUAGE
LIBRARY MODULE
MINIATURE GOLF
STAR DUEL
ARITHMETIC FOOTBALL
GRID RUN
SPIRAL ATTACK
FAST SORT
MUNCHMAN

ISSUE #32, FEBRUARY 1985

DR. SIGMUND
ICE WORLD ADVENTURE
LOTTERY ANALYST
BASIC COMPILER
MUSIC CREATOR
MEANIE PATROL
TRI-COLOR CARDS
SHAPE RECOGNITION
DISK BACKUP
SPACE PROTECTOR

ISSUE #33, MARCH 1985

LIGHT CYCLE
PAINT
SKEET SHOOTING
GUITAR NOTES
ML DISK ANALYZER
PERSONAL DIRECTORY
NAUGHIA ADVENTURE
EGGS GAME
DISK DIRECTORY PRINT
SPEED KEY

ISSUE #34, APRIL 1985

HOVER TANK
POWER SWORD
TERMITE INVASION
SPELLING CHECKER
DOS BOSS
NINE CARD CHOICE
MUSIC GENERATOR
FYR-DRACA
DRIVE TEST
GRAPHIC TOUR

ISSUE #35, MAY 1985

SELECT A GAME 1
TAPE PROBLEMS
STROLL TRIVIA
SOFTBALL MANAGER
FONTS DEMO
CLOWN DUNK MATH
ALPHA MISSION
DOS ENHANCER
HAUNTED HOUSE

ISSUE #36, JUNE 1985

SELECT A GAME 2
VIDEO COMPUTERIZER
SPEECH SYNTHESIS
SPEECH RECOGNITION
SPACE LAB
AUTO COMMAND
COMPUTER MATCHMAKER
KNIGHT AND THE LABYRINTH
STAR SIEGE
TALKING SPELLING QUIZ

ISSUE #37, JULY 1985

CHESS MASTER
BIBLE 5-7
SHIP WREK ADVENTURE
FILE TRANSFER
FOUR IN A ROW
MARSHY
TAPE CONTROLLER
CATACOMB
AUTO TALK
SGR8PAK

ISSUE #38, AUGUST 1985

GOLF PAR 3
WIZARD ADVENTURE
KITE DESIGN
ROBOTS
GOMOKU
AMULET OF POWER
LINE COPY UTILITY
DISK PLUMBER
SUPER RAM CHECKER
GRAPHIC HORSE RACE

ISSUE #39, SEPTEMBER 1985

DRUNK DRIVING
CAR MANAGER
SQUEEZE PLAY
SUPER BACKUP
RECIPE MACHINE
ANTI-AIRCRAFT
UNREASON ADVENTURE
TALKING ALPHABET
SUPER WADERS
AUTOMATIC EDITOR

ISSUE #40, OCTOBER 1985

STAR TREK
HAM RADIO LOG
COCO-WAR
DISK LABELER
SHIP WAR
ELECTRIC COST
MULTIKEY BUFFER
NUKE AVENGER
CURSOR KING
SAND ROVER

ISSUE #41, NOVEMBER 1985

GRUMPS
DISK DRIVE SPEED TEST
SOLAR CONQUEST
GAS COST
RIME WORLD MISSION
WUMPUS
CHARACTER EDITOR
GRAPHIC TEST
GRAPHIC LOOPY
BOLD PRINT

ISSUE #42, DECEMBER 1985

HOME PRODUCT EVALUATION
YAHTZEE
DISK UTILITY
MACH II
ELECTRONIC BILLBOARD
CAR CHASE
SUPER MANSION ADVENTURE
SLOT MACHINE GIVE AWAY
TEXT BUFFER
TUNNEL RUN

ISSUE #43, JANUARY 1986

DUELING CANNONS
WATER COST
ZIGMA EXPERIMENT
MUSICAL CHORDS
SAFE PASSAGE
PASSWORD SCRAMBLER
GUNFIGHT
KEYPAD ENTRY
STYX GAME
PRINTER DIVERT

ISSUE #44, FEBRUARY 1986

HOME INVENTORY
NINE BALL
PRINTER REVIEW
EXPLORER ADVENTURE
SPANISH LESSONS
CROSS FIRE
RAM SAVER
GRAY LADY
JOYSTICK INPUT
COSMIC SWEEPER

ISSUE #45, MARCH 1986

INCOME PROPERTY MGMT.
ELECTRONIC BILLBOARD 2
MOUNTAIN BATTLE
THE FIGHT
COLO KEENO
HOCKEY
LOGICAL PATTERNS
ON SCALE SCREEN
LIBERTY SHIP
SINGLE STEP RUN

ISSUE #46, APRIL 1986

SPECIAL EVENTS REMINDER
DISK LOCK
SMALL BUSINESS MANAGER
BOMB RUN
TANKS
TAR PITS
BASEBALL
NUMBER RELATIONSHIPS
ROULETTE
GLOBAL EDITOR

ISSUE #47, MAY 1986

CHRISTMAS LIST
BLACK HOLE
PITCHING MANAGER
SYMBOLIC DIFF.
BUG SPRAY
OWARE CAPTURE
EASY GRAPHICS
DESERT JOURNEY
SCREEN CONTROL
FULL ERROR MESSAGE

ISSUE #48, JUNE 1986

CHESTER
TV SCHEDULE
BASE RACE
ROMAN NUMERALS
ASTRO DODGE
HIRED AND FIRED
MULTI COPY
AUTO MATE
SCROLL PROTECT
NOISE GENERATOR

ISSUE #49, JULY 1986

COMPUTER I.O.U.
DISK DISASSEMBLER
BAKCHEK
PACHINKO
STOCK CHARTING
HAUNTED STAIRCASE
CANYON BOMBERS
DRAGONS 1 & 2
GRAPHIC SCROLL ROUTINE
AUTO BORDER

ISSUE #50, AUGUST 1986

BUSINESS INVENTORY
D & D ARENA
DISK CLERK
PC SURVEY
TREASURE HUNT
SCREEN GENERATOR
ASTRO SMASH
NFL SCORES
BARN STORMING
SMASH GAME

ISSUE #51, SEPTEMBER 1986

ASSET MANAGER
MONEY CHASE
FISHING CONTEST
RIP OFF
HAND OFF
BUDGET 51
VAN GAR
DOS EMULATOR
MEM DISK
VARIABLE REFERENCE

ISSUE #52, OCTOBER 1986

ACCOUNTS RECEIVABLE
WORKMATE SERIES
CALENDAR
INVASION
THE TRIP ADVENTURE
FOOT RACE
FLIPPY THE SEAL
SCREEN CALCULATOR
ABLE BUILDERS
SUPER ERROR 2

ISSUE #53, NOVEMBER 1986

CORE KILL
LUCKY MONEY
COOKIES ADVENTURE
NICE LIST
SPANISH QUIZZES
PAINT EDITOR
CAVERN CRUISER
SNAP SHOT
MEGA RACE
KICK GUY

ISSUE #54, DECEMBER 1986

JOB LOG
PEGS
DIGITAL SAMPLING
JUNGLE ADVENTURE
PAINT COCO 3
CONVERT 3
COMPUTER TYPE
PANZER TANKS
MRS PAC
BIG NUM

ISSUE #55, JANUARY 1987

GRADE BOOK
MAIL LIST
DOWN HILL
FIRE FOX
JETS CONTROL
GALLOWES
DIR MANAGER
FIRE RUNNER
GRAPHICS BORDER
COSMIC RAYS

ISSUE #56, FEBRUARY 1987

CALENDAR PRINT
CRUSH
GALACTA
OCEAN DIVER
CLUE SUSPECT
WORD EDITOR
ALIEN HUNT
DEMON'S CASTLE
PICTURE DRAW
DIG

ISSUE #57, MARCH 1987

THE BAKERY
ENCHANTED VALLEY ADV.
SAFE KEEPER
WAR 1
BOMB DISABLE
PIANO PLAYER
SPREAD SHEET
SLOT MANEUVER
LIVING MAZE
GEM SEARCH

ISSUE #58, APRIL 1987

ACCOUNTS PAYABLE
PRINTER GRAPHICS
SIMON
PANELING HELPER
MULTI CAKES
CAR RACE
ELECTRONICS I
BATTLE TANK
DISKETTE VERIFY
WEIRDO

ISSUE #59, MAY 1987

GENEOLOGY
HOME PLANT SELECTION
CHECK WRITER
HELIRESCUE
KABOOM
NEW PONG
CROQUET
FUNCTION KEYS
ZOOM
ELECTRONICS 2

ISSUE #60, JUNE 1987

JOB COSTING
LABELS
CATCH A CAKE
COCO MATCH
ROBOTS
STREET RACERS
BOWLING 3
ELECTRONICS 3
GRAFIX
KRON

ISSUE #61, JULY 1987

EZ ORDER
SUBMISSION WRITER
KEYS ADVENTURE
WALLPAPER
CHOPPER COMMAND
UNDERSTANDING OPPOSITES
BIT CODE PLOTTING
ELECTRONICS IV
KING PEDE
RAIDER

ISSUE #62, AUGUST 1987

PENSION MANAGEMENT
HERB GROWING
CATALOGER UTILITY
RAIDERS
ALPHABETIZING
W.F.O.
ELECTRONICS V
RAMBO ADVENTURE
BLOCKS
MULTI SCREEN CAVES

ISSUE #63, SEPTEMBER 1987

GENEOLOGIST HELPER
SMART COPY
MAINTENANCE REPORTING
COCO 3-COCO 2 HELPER
DIRECTORY PICTURE
SUB STTACK
SAVE THE MAIDEN
CAVIATOR
ELECTRONICS VI
MONKEY SHINE

ISSUE #64, OCTOBER 1987

GARDEN PLANTS
FORT KNOX
ELECTRONICS FORMULAS
SNAKE IN THE GRASS
CYCLE JUMP
GEOMETRY TUTOR
SLOT RACERS
GAME OF LIFE
ELECTRONICS VII
FLIGHT SIMULATOR

MAIL TO:

T & D Subscription Software
2490 Miles Standish Drive
Holland, Michigan 49424
(616) 399-9648



Name _____

Address _____

City _____ State _____ ZIP _____

Credit Card # _____

Expires _____

TOTAL AMOUNT \$ _____

CIRCLE ISSUES DESIRED
1 9 17 25 33 41 49 57
2 10 18 26 34 42 50 58
3 11 19 27 35 43 51 59
4 12 20 28 36 44 52 60
5 13 21 29 37 45 53 61
6 14 22 30 38 46 54 62
7 15 23 31 39 47 55 63
8 16 24 32 40 48 56 64
PLEASE CIRCLE
TAPE or DISK

```

2STEP4Ø:PAINT(6,I),,1:NEXT:FORI=
8TO196STEP4Ø:PAINT(32,I),,1:NEXT
55Ø PAINT(5Ø,62),,1:PAINT(94,146
),,1:PAINT(144,152),,1:PAINT(174
,148),,1:PAINT(196,168),,1
56Ø FORI=192TO62STEP-4Ø:PAINT(21
4,I),,1:NEXT:PAINT(184,74),,1
57Ø FORI=1ØØTO126STEP12:CIRCLE(6
Ø,I),4Ø,1,.2,.5,1:CIRCLE(196,I),
4Ø,1,.2,.5,1:NEXT
58Ø DRAW"C1BM128,58BL2ØL18U2NR8U
2NR4U2M+18,+6BR38R18U2NL8U2NL4U2
M-18,+6"
59Ø PMODE2,5:PMODE1,5:POKE65314,
248:SCREENQ,Q
6ØØ PAINT(1Ø8,68),4,4:PAINT(146,
68),4,4
61Ø CIRCLE(1Ø8,68),1Ø,1,.7,1,.5:
CIRCLE(146,68),1Ø,1,.7,1,.5
62Ø POKE178,14:FORI=1ØTO25ØSTEP4
Ø:PAINT(I,6),,1:NEXT:FORI=6TO192
STEP4Ø:PAINT(6,I),,1:NEXT:FORI=2
8TO196STEP4Ø:PAINT(32,I),,1:NEXT
:PAINT(5Ø,82),,1:PAINT(1Ø4,146),
,1:PAINT(148,15Ø),,1
63Ø PAINT(188,178),,1:FORI=98TO1
78STEP4Ø:PAINT(22Ø,I),,1:NEXT
64Ø FORI=3ØTO25ØSTEP4Ø:PAINT(I,6
),2,1:NEXT:FORI=26TO192STEP4Ø:PA
INT(6,I),2,1:NEXT:FORI=8TO196STE
P4Ø:PAINT(32,I),2,1:NEXT
65Ø PAINT(5Ø,62),2,1:PAINT(94,14
6),2,1:PAINT(144,152),2,1:PAINT(
174,148),2,1:PAINT(196,168),2,1
66Ø FORI=192TO62STEP-4Ø:PAINT(21
4,I),2,1:NEXT:PAINT(184,74),2,1
67Ø FORI=1ØØTO126STEP12:CIRCLE(6
Ø,I),4Ø,1,.4,.5,1:CIRCLE(196,I),
4Ø,1,.4,.5,1:NEXT
68Ø DRAW"C1BM128,48BL2ØL18U2NR8U
2NR4U2M+18,+6BR38R18U2NL8U2NL4U2
M-18,+6"
69Ø PMODE2,3:PMODE1,3:POKE65314,
248:SCREENQ,Q
7ØØ GOSUB71Ø:GOTO77Ø
71Ø DRAW"BM82,38C1M-6,-24M+24,+1
ØBR52M+24,-1ØM-6,+24"
72Ø DRAW"BM14,192U17ØNL4NH6NU4R3
4D3ØL12U16L8D16Ø"
73Ø DRAW"C1BM128,52BL2ØL18U2NR8U
2NR4U2M+18,+6BR38R18U2NL8U2NL4U2
M-18,+6"
74Ø POKE178,RND(255):PAINT(1Ø,5)
,,1
75Ø FORI=1ØØTO126STEP12:CIRCLE(6
Ø,I),4Ø,1,.6,.5,1:CIRCLE(196,I),
4Ø,1,.6,.5,1:NEXT
76Ø RETURN
77Ø PMODEL,7:SCREEN1,1:POKE65314
,248
78Ø GOTO84Ø
79Ø FORY=1TO2Ø:PCOPY1TO7:PCOPY2T
O8:FORI=1TO3Ø:NEXTI:PCOPY5TO7:PC
OPY6TO8:FORI=1TO3Ø:NEXTI,Y
8ØØ FORY=1TO1Ø:PCOPY3TO7:PCOPY4T
O8:FORI=1TO8Ø:NEXTI:PCOPY5TO7:PC
OPY6TO8:FORI=1TO3Ø:NEXTI,Y
81Ø PMODE2,3:PMODE1,3:PCLS4:POKE
65314,248
82Ø GOSUB4ØØ:GOSUB71Ø
83Ø GOTO79Ø
84Ø READ AA$:IFAA$="END"THEN79Ø
85Ø PMODEL,7:SCREEN1,1:POKE65314
,248
86Ø PCOPY1TO7:PCOPY2TO8:FORI=1TO
5Ø:NEXTI:PCOPY5TO7:PCOPY6TO8:FOR
I=1TO5Ø:NEXTI
87Ø GOSUB28Ø
88Ø PCOPY1TO7:PCOPY2TO8:FORI=1TO
5Ø:NEXTI:PCOPY5TO7:PCOPY6TO8:FOR
I=1TO5Ø:NEXTI
89Ø FORY=1TO3:PCOPY3TO7:PCOPY4TO
8:FORI=1TO8Ø:NEXTI:PCOPY5TO7:PCO
PY6TO8:FORI=1TO3Ø:NEXTI,Y
9ØØ PMODE2,3:PMODE1,3:PCLS4:POKE
65314,248
91Ø GOSUB4ØØ:GOSUB71Ø
92Ø GOTO84Ø
93Ø REM START SPEECH DATA HERE
1ØØØ DATA HELLO O O O,I AM KAHKA
HKAHKAHKO KO KAT
1Ø1Ø DATA I HAVE BBBBEEEN IN THE
RAINBOW FOR A LONG LONG WHILE
1Ø2Ø DATA THIS IS MY NA NA NA NE
W LLLLLLOOK
1Ø3Ø DATA YOU N.N.N.NEVER THOUGH
T I WOULD BE LIKE THIS
1Ø4Ø DATA DID YOU U U U U
1Ø5Ø DATA YOU FORGOT HOW HOW GOO
D A CO CO WAS....AYH
1Ø6Ø DATA O K....I HAV A JOKE FO
R YOU
1Ø7Ø DATA WHY DIDNT THE CO CO OW
NER CROSS THE STREET
1Ø8Ø DATA GIVE UP YET
1Ø9Ø DATA O K...I'LL TELL YOU
11ØØ DATA WITH A CO CO...HE DOES
NT NEED TO GO ANYWHERE
111Ø DATA WHAT
112Ø DATA THAT'S NOT FUNNY
113Ø DATA WELL EX CUUUUUUUZE ME
114Ø DATA I MUST BE OVERHEATING
115Ø DATA SEE YOU LATER
116Ø DATA I'LL JUST CHANGE CUHLO
RS FOR A WHILE
5ØØØ DATA END

```

Also from Falsoft, The RAINBOW MAKER, . . .



The magazine for Tandy portable and MS-DOS users

Not only does Tandy produce our favorite CoCo, we think they produce the best and best-priced lap-top portable and MS-DOS computers as well. We've found that when satisfied Color Computer users decide to add portability or move to MS-DOS, many stick with Tandy. For these people we publish PCM, The Personal Computer Magazine for Tandy Computer Users.

Each month in PCM, you'll find information and programs for the Tandy 100, 102, 200 and 600 portable computers. And you'll find even more coverage for their MS-DOS machines, the 1000, 1200, 2000 and 3000, along with the great new 1000 EX, 1000 SX and 3000 HL.

FREE PROGRAMS!

We learned from THE RAINBOW that readers want programs to type in, so each month we bring you an assortment of them: games, utilities, graphics, and home and business applications.

BAR CODE LISTINGS AND PROGRAM DISKS!

For portable users, PCM is the only home computer publication in the world that brings you programs in bar code, ready to scan into memory like magic with the sweep of a wand! For those who don't have time to type in listings, we offer a companion disk service with all the programs from the magazine.

TUTORIALS AND PRODUCT REVIEWS!

As if all this weren't enough, we offer regular tutorials on telecommunications and hardware; assembly language, BASIC and PASCAL programming tips; and in-depth reviews of the new software, peripherals and services as they are released. Add it all up and we think you'll find PCM to be the most informative and fun magazine for this market today!

To order by phone (*credit card orders only*) call 800-847-0309, 8 a.m. to 5 p.m. EST. For other inquiries call 502-228-4492.

YES! Please send me a one year (12 issues) subscription to PCM for only \$28.* A savings of 22% off the newsstand price.

Name _____

Address _____

City _____ State _____ ZIP _____

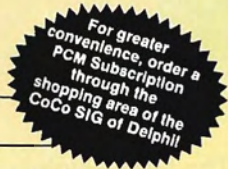
In order to hold down costs, we do not bill.

My check in the amount of _____ is enclosed.

Charge to my: VISA MasterCard American Express

Acct. # _____ Expiration Date _____

Signature _____



*Canadian subscribers U.S. \$35. Surface rate elsewhere \$64, airmail \$85. Allow 6 to 8 weeks for first copy. Kentucky residents add 5% sales tax. U.S. currency only, please.

Mail to: PCM, The Falsoft Building, P.O. Box 385, Prospect, KY 40059



The Complete Rainbow Guide to OS-9

Authors Dale Puckett and Peter Dibble show how to take advantage of OS-9's multitasking and multiuser features. An easy-to-read, step-by-step guide packed with hints, tips, tutorials and free software in the form of program listings.

Book \$16.95, Disk Package \$31 (2 disks, book not included)

SAVE 27%! Book and disks only \$36.95



The Rainbow Introductory Guide to Statistics

Dr. Michael Plog and Dr. Norman Stenzel give a solid introduction to the realm of statistical processes and thinking for both the beginner and the professional. (80-column printer required.)

Book \$6.95, Tape or Disk \$5.95,

SAVE 31%! Book and tape or disk only \$8.95

Save up to 40% on our special discount

A Holiday Gift Idea Welcome on Any



The First Rainbow Book of Adventures

Contains 14 winning programs from our first Adventure contest. Includes *Sir Randolph of the Moors*, *Horror House*, *One Room*, *Dr. Avaloe* and more. Plus hints, tips on solving Adventures.

Book \$3.50, Tape \$3.50

SAVE 29%! Book and tape only \$4.95



The Second Rainbow Book of Adventures

Featuring 24 of the most challenging Adventure games ever compiled. Meet the Beatles and battle the Blue Meanies, find a hidden fortune, or win the heart of a mysterious princess. *Ring Quest*, *Secret Agent Man*, *Dark Castle*, *Curse of Karos* and more!

Book \$13.95, Tape \$13.95

SAVE 36%! Book and tape only \$17.95



The Rainbow Book of Simulations

20 award-winning entries from THE RAINBOW's first Simulations contest. You are a Civil War Commander, an air traffic controller, a civil defense coordinator, or a scientist on Mars . . . your wits are on the line.
Book \$9.95, Tape \$9.95

SAVE 40%! Book and tape only \$11.95



The Second Rainbow Book of Simulations

The 16 winners from our second Simulations contest. Fly through dense African jungle, bull your way down Wall Street, lead a bomb squad, or try your hand at Olympic events. Test your skills and talents.
Book \$9.95, Tape \$9.95, Disk \$10.95

SAVE 35%! Book and tape only \$12.95

SAVE 33%! Book and disk only \$13.95

packages!

Rainbow Bookshelf!



The Third Rainbow Book of Adventures

The excitement continues with 19 new Adventures. Discover backstage intrigue at the London Theatre, attempt a daring space rescue, or defeat evil in the year 2091 as a genetic android. *Evil Crypt, Spymaster, Time Machine, The Amulet*, and that's only the beginning!
Book \$11.95, Tape \$9.95, Two-Disk Set \$14.95

SAVE 27%! Book and tape only \$15.95

SAVE 37%! Book and disk only \$16.95

Name _____
 Address _____
 City _____
 State _____ ZIP _____
 Payment Enclosed, or Charge to:
 VISA MasterCard American Express
 Account Number _____
 Card Expiration Date _____
 Signature _____

- The Rainbow Book of Simulations (first) \$ 9.95
 - Rainbow Simulations Tape(first) \$ 9.95
 - First Simulations Package \$11.95
 - The Second Rainbow Book of Simulations \$ 9.95
 - Second Rainbow Simulations Tape \$ 9.95
 - Second Rainbow Simulations Disk \$10.95
 - Second Simulations Package with Tape \$12.95
 - Second Simulations Package with Disk \$13.95
 - The Complete Rainbow Guide to OS-9 \$16.95 ~~\$19.95~~
 - Rainbow Guide to OS-9 Disk Set (2 disks) \$31.00
 - Rainbow Guide to OS-9 Package \$36.95
 - The Windows & Applications Disk for
The Complete Rainbow Guide
to OS-9 Level II, Vol. I \$19.95
 - The Rainbow Book of Adventures (first) \$3.50 ~~\$7.95~~
 - Rainbow Adventures Tape (first) \$3.50 ~~\$7.95~~
 - First Adventure Package \$ 4.95
 - The Second Rainbow Book of Adventures \$13.95
 - Second Rainbow Adventures Tape \$13.95
 - Second Adventure Package \$17.95
 - The Third Rainbow Book of Adventures \$11.95
 - Third Adventures Tape \$ 9.95
 - Third Adventures Disk Set (2 disks) \$14.95
 - Third Adventure Package with Tape \$15.95
 - Third Adventure Package with Disk \$16.95
 - Introductory Guide to Statistics \$ 6.95
 - Guide to Statistics Tape or Disk (indicate choice) \$ 5.95
 - Guide to Statistics Package (indicate choice of tape or disk) \$8.95 ~~\$14.95~~
- Add \$1.50 per book Shipping and Handling in U.S. _____
 Outside U.S., add \$4 per book _____
 Kentucky residents add 5% sales tax _____
 (Allow 6 to 8 weeks for delivery) **Total** _____

Mail to: Rainbow Bookshelf, The Falsoft Building, P.O. Box 385, Prospect, KY 40059. To order by phone (credit card orders only) call (800) 847-0309, 8 a.m. to 5 p.m. EST. For other inquiries call (502) 228-4492.

Please note: The tapes and disks offered by The Rainbow Bookshelf are not stand-alone products. That is, they are intended to be an adjunct and complement to the books. Even if you buy the tape or disk, you will still need the appropriate book. OS-9® is a registered trademark of the Microware Systems Corporation.

PIPELINE

PARENTAL GUIDANCE Can parents be held legally responsible for acts of software piracy by their teen-age children? Jonathan D. Wallace, Esq., a computer lawyer representing the plaintiff in a case pending in federal court in New York (Weaver vs. Doe), believes they can.

Weaver, the plaintiff, owns the copyright of *Cards*, a commercially distributed card-playing Simulation for the Atari ST computer. The teenage defendant allegedly operated a pirate BBS from which users could download *Cards* and other copyrighted programs. Although software companies have sued software pirates before, this is the first case Wallace is aware of in which the pirate's parents have also been sued.

According to Wallace, the case raises a question of first impression under the copyright law. "Our argument is that a parent who supplies the computer equipment and telephone line, which is used to operate a pirate bulletin board, and who then tolerates the trading of pirated software, contributes to the copyright infringement," Wallace said. "Since teen-agers usually have no assets with which to pay a judgment, holding the parents responsible will give strong incentive to families not to condone this type of behavior."

SMOOTH TALKING Swisscomp Inc. has introduced the Smart Speaker, a text-to-speech product offering many features not available on other text-to-speech converters.

The Smart Speaker will connect to any computer having a standard parallel or serial port. It will also work with any software that puts out ASCII to drive a printer. In addition, its built-in AB switch allows it to share a single port with your existing printer.

The Smart Speaker is designed to convert ASCII text to speech, pronouncing the text through its built-in speaker. Numbers and text separated by spaces or periods are spelled out. No software or programming is required by the user to make the Smart Speaker work. Additionally, the Smart Speaker can drive an external amplifier, VCR, tape recorder or phone answering system through its line output. A facility to connect an external speaker is also provided.

Smart Speaker is available as a stand-alone unit complete with parallel cable and power supply for \$229.95. It is also available as a package, which includes the Smart Speaker, a Hayes-compatible 1200 baud modem, a clock calendar and order processing software for the IBM PC/XT/AT and Compatibles for \$549.95. For more information, contact Swisscomp Inc., 5312 56th St., Tampa, FL 33610, (813) 628-0906.

FIRST COCO PRODUCT The United Computer Federation announced the release of its first Color Computer product, The Insider, an internal clock card for the Color Computer 2 and 3.

The clock card is designed to plug into the CoCo internally, thus freeing the ROM port and multi-pack interface and giving the CoCo owner true time capabilities.

The Insider comes complete with Radio Shack Disk Extended Color BASIC, and OS-9 drivers. The Insider clock card's suggested retail price is \$49.95 and will be available through dealers and directly from the United Computer Federation.

Headquartered in San Fernando Valley, California, the United Computer Federation is a Color Computer users group with chapters covering many parts of the United States. If you would like additional information on the Insider clock card or the U.C.F., contact *The United Computer Federation, 366 W. Providencia Avenue, Burbank, CA 91506, (818) 840-8902.*

COMPUTERS AND ART From music videos to paintings to special effects for ballet, *Digital Visions*, a 176-page book, examines the computer's far-reaching impact on the visual arts and the creative process. Included are computer-assisted works by such prominent artists as Andy Warhol, David Hockney, Jennifer Bartlett, Larry Rivers, and Philip Pearlstein, as well as creations by artists like David Em and Melvin Prueitt, who have worked exclusively on the computer and have only recently begun to receive attention outside the computer-graphics community.

More than 140 illustrations, including 100 color plates, offer an exciting look at the ways painters, sculptors, architects, filmmakers, choreographers, performance artists and animators are using the computer today. The prices are \$29.95 hardcover, \$19.95 paperback.

Cynthia Goodman, an art historian and the leading expert on computer-aided art, traces the development of this intriguing liaison between artists and computers and explores some spectacular directions for the art of the future.

Digital Visions accompanies museum exhibition opening in Syracuse, New York, at the Everson Museum beginning Sept. 18 through November 8 and traveling to The Contemporary Art Center in Cincinnati, Nov. 27 through Jan. 9, 1988; IBM Gallery, NY, April 26 through June 18, 1988; Dayton Art Institute, Dayton, OH, Oct. 20 through January 10, 1989; and White Museum, University of California (dates not set yet). Contact Harry N. Abrams, Inc., 100 Fifth Avenue, New York, NY 10011.

NEW FROM TANDY In celebration of their 10th anniversary of computer products, Tandy announced six major product additions and changes August 3, 1987, at the Waldorf-Astoria Hotel in New York city.

The Tandy 4000 is Tandy's entry into the expanding 80386 market. The 4000 boasts a clock speed of 16MHz, 1Mb of RAM, two XT-compatible slots and six AT slots, one 32-bit memory slot, a 1.44Mb, 3½-inch floppy drive, one serial and one parallel port, an enhanced keyboard, a keylock chassis and room for a total of 16Mb of RAM and two additional half-height peripherals. The Tandy 4000 lists for \$2,599.

The Tandy 3000 contains all the features offered by its predecessor but includes a sleeker case designed to hold three half-height peripherals. It has also been redesigned to operate at 12MHz with one wait state. Like the 4000, it has a keylock chassis and an enhanced keyboard. The Tandy 3000 lists for \$1,999.

The changes to the Tandy 3000 HL include an enhanced keyboard, a keylock chassis and a retail price of \$1,499. Other than that, the machine remains virtually the same as earlier 3000 HL machines.

The Tandy 1400 LT marks Tandy's first entry into the PC-compatible laptop computer market. With 768K of RAM, a V20 running at 7.16MHz, a backlit Super-Twist LCD display, an external keyboard, external disk drive, CGA and composite video ports, it is one of the most feature-packed laptops on the market at any price. List price for the 1400 LT is \$1,599.

The Tandy 1000 TX is an 80286-based Tandy 1000. With 640K of RAM and room for an additional 128K of "video RAM," it lists for \$1,199. The 1000 TX has an 8MHz 286, serial and parallel ports, CGA graphics and a 3½-inch, 720K floppy built-in drive.

In addition to these computers, Tandy has introduced the LP-1000 Laser Printer. This powerful printer includes 1.5Mb of RAM and HP LaserJet compatibility and can print full-page 300 DPI graphics. It features several built-in fonts and typestyles as well as emulation of the IBM ProPrinter, QuietWriter and the Tandy DMP-2110. Input is taken through a standard Centronics parallel port. The LP-1000, at a retail price of \$2,199, is one of the best values on the laser printer market today.

For more information on these products and many others to appear in the new 1988 Radio Shack Computer Catalog, visit your Radio Shack Computer Center.

Just For the Fun of It

Order any item by December 31, 1987 and you may have your choice of either the *Silly Syntax story creation game* (including two stories) or the *Flying Tigers arcade game* for only \$1.95!

CALLIGRAPHER

CoCo Calligrapher - (Hybrid BASIC/ML) Turn your CoCo and dot-matrix printer into a calligrapher's quill. Make beautiful invitations, flyers, certificates, labels and more. Includes 3 fonts: *Gay Nineties*, *Old English* and *Cartoon*. The letters are 1/2 inch high and variably spaced. Works with many printers including Epson, Gemini, Radio Shack, Okidata 92A, Banana and Prowriter. Additional fonts are available (see below). Tape/Disk; \$24.95.

OS9 Calligrapher - (C) Although a different program from the CoCo Calligrapher, the OS9 Calligrapher prints all the same fonts. It reads a standard text file which contains text and formatting directives. You may specify the font to use, change fonts at any time, centering, left, right or full justification, line fill, margin, line width, page size, page break and indentation. Similar to *troff* on UNIX™ systems. Includes Gay Nineties, Old English and Cartoon fonts. Additional fonts are available (see below). Disk only; OS9 Level I or II; \$24.05.

Calligrapher Fonts - Requires Calligrapher above. Each set on tape or disk; specify RSDOS or OS9 version; \$14.95 each. Set #1 - (9 fonts) Reduced, reversed and reduced-reversed versions of Gay Nineties, Old English and Cartoon; Set #2 - (8 fonts) Old Style and Broadway; Set #3 - (8 fonts) Antique and Business; Set #4 - (8 fonts) Wild West and Checkers; Set #5 - (10 fonts) Stars, Hebrew and Victorian; Set #6 - (8 fonts) Block and Computer;

Economy Font Packages on disk; specify RSDOS or OS9; 29.95: **Font Package #1** - Above font sets 1, 2 and 3 (25 fonts) on one disk. **Font Package #2** - Above font sets 4, 5 and 6 (26 fonts) on one disk. Both Packages #1 and #2 (51 fonts) on one disk; 49.05.

Calligrapher Combo Package - *Everything!*; specify RSDOS or OS9; Includes the Calligrapher and both Font Packages on two disks; \$89.05.

UTILITIES

Piratector - (100% ML) Utility to allow your own disk-based BASIC or ML programs to display a graphics title screen and then self-start after loading. Adds copy protection to your programs but still allows users to create non-executable backups! Includes Semigraf. Disk only; CoCo 1, 2, 3 (except Semigraf); \$39.95.

Super Screen Machine - (100% ML) Put your CoCo into high resolution mode for your own BASIC or ML programs. Smooth scroll, key click, lower case with colored characters. Tape/Disk; 32K CB; CoCo 1, 2, 3 (except 64K mode); \$10.95.

Color Disk Manager - (100% ML) Disk utility with these features: Disk repair, selective track initialization, verify sectors, backups, tape to disk transfer, ROM Pak execution from disk, much more! Tape/Disk; CoCo 1, 2, 3 (except for 64K mode); \$24.95.

Color Tape Manager - (100% ML) Tape utility with these features: display start, end and exec address of ML programs, convert ML programs into DATA statements, append ML to BASIC, much more! Tape/Disk; 16K ECB; CoCo 1, 2, 3 (except for 64K mode); \$10.95.

OS9 Patcher - (C) Display and modify the contents of a file or memory module. Hexidecimal, decimal and ASCII modes. Search feature. Calculates module CRCs; Generates patch command files. Disk only; OS9 Level I or II; \$10.95.

INFORMATION MGT.

TIMS (The Information Management System) - (Hybrid BASIC/ML) Tape or disk, fast and simple general data base program. Create files of records that can be quickly sorted, searched, deleted and updated. Powerful printer formatting. Up to 8 user fields, sort on up to 3 fields. Tape/Disk; \$10.95 (see combo pkg below).

TIMS Mail - (Hybrid BASIC/ML) Tape or Disk based mailing list management program. Files are compatible with TIMS. Fast and simple to use. Supports labels 1, 2 or 3 across, 2 1/2 to 4 inches wide. Tape/Disk; \$10.95 (see combo pkg below).

TIMS Utility - (Hybrid BASIC/ML) Utility companion for TIMS and TIMS Mail to allow multi-term search (AND and OR logic), global change and delete, split large files and more! Tape/Disk; \$14.05 (see combo pkg below).

TIMS Combo Package - All three of the above programs: TIMS, TIMS Mail and TIMS Utility on one disk - \$34.95.

SPORTS STATISTICS

Statistics programs for the coach, team manager or avid fan who wants to keep accurate team and opponent records. Printer output supported. The following are available: Baseball, Basketball, Football and Soccer. Disk only; \$10.95 each.

EDUCATIONAL

Trig Attack - (100% ML) Ages 9 and up. In this educational arcade game, enemy *trigs* travel along math curves. Players learn important mathematical concepts as they play. Sound effects, colorful graphics. Excellent manual includes an introduction to trigonometry. Tape 16K CB/Disk 32K ECB; CoCo 1, 2, 3; \$10.95.

A complete catalog of other sweet Sugar Software products is available.

Silly Syntax - (Hybrid BASIC/ML) Ages 5 and up. Story creation game; output to screen or printer; includes 2 stories or create your own. Tape/Disk; \$10.95 or disk with 62 stories for \$20.95. Sets of 10 stories on tape/disk for \$4.95: Fairy Tales, Current Events, X-Rated, Sing-Along, Adventure, Potpourri.

Bible Stories Adventure - (Hybrid BASIC/ML) Ages 4 & up. A graphics adventure game for young children & their families. Old testament. Tape/Disk; \$10.95.

The Presidents of the USA - (100% ML) Ages 10 and up. Two trivia games, user modifiable, printer output supported. Tape/Disk; 16K ECB; \$10.95.

The Great USA - Ages 9 and up. Trivia game of the 50 states. Capitals, nicknames, abbreviations, flowers, trees and birds. Tape/Disk; 16K ECB; \$10.95.

Galactic Hangman - Ages 7 and up. Exciting new twist to the popular word game. Outstanding graphics; 700 word vocabulary. Tape/Disk; 16K ECB; \$10.95.

PreReader - (Hybrid BASIC/ML) Ages 3-5 (level 1); Ages 5-7 (level 2); Great graphics and music. Level 1: match colors, shapes, letters and numbers; Level 2: match letters and consonant blends with their sounds. Tape/Disk; Joystick; \$10.95.

Statgraf - High school and college level; Linear regression analysis program combined with a plotting and line graphing system. Up to 250 x/y pairs; data transformation; residuals; regression line; print graph with screen print program (not supplied); Tape/Disk; \$10.95.

SPECIAL INTEREST

Rental Property Income and Expense Management Package - Maintain your rental property income and expense records. Print output supported. 28 expense categories. *This program may be tax deductible.* Disk only; \$20.95.

Radio Systems Design Calculations - Performs 14 different calculations commonly used in design or evaluation of land mobile radio systems, satellite TV, etc. Tape/Disk; \$10.95.

CoCo Knitter - Easy to use program to display or print instructions to knit a sweater: Cardigan or Pullover; Round or V-neck; Raglan or Set-in Sleeve; 3 weights or yarn; 8 sizes from baby to man. Tape/Disk; \$10.95.

Flying Tigers - (100% ML) Fast *Defenders* style arcade game. 5 levels of difficulty; Outstanding graphics and sound effects. Tape/Disk; Joystick; \$10.95.



SUGAR SOFTWARE
P.O. Box 7446
Hollywood, Florida 33081
(305) 981-1241

All programs run on the CoCo 1, 2 and 3, 32K Extended Basic, unless otherwise noted. Add \$1.50 per tape or disk for postage and handling. Florida residents add 5% sales tax. COD orders add \$4. Dealer inquiries invited. Orders generally shipped in 24-48 hours. No refunds or exchanges without prior authorization.

Commanding the Pack

By Richard E. Esposito
Rainbow Contributing Editor
with Richard W. Libra

I read a question in your column in the August 1987 issue from Daryl Fortney. He said his RS-232 Program Pak wouldn't function on the CoCo 3 properly. The problem wasn't CoCo 3 incompatibility but the command he issued to start the pack's program. He should use EXEC &HE010 instead of &HC000. This change was made clear in CoCo 3 manuals.

Clay G. Kunz
Colorado Springs, CO

R_x Thanks for keeping me honest.

Code on Call

I must disagree with your answer to Lee Steensland (Page 127, September 1987). He's looking for an Xmodem program to run under RS DOS. I've been using Xcom9 (which you recommended) and have modified the source code — it's a super program, but requires OS-9, and would be very difficult to convert to RS DOS. I think

Richard Esposito is a senior project engineer with Northrop Corp. He holds bachelor's, master's and doctorate degrees from Polytechnic Institute of Brooklyn. He has been writing about microcomputers since 1980.

Richard Libra is a simulator test operator for Singer Link Simulation Systems Division.



he'd be better off trying to modify Greg-E-Term or MikeyTerm.

James A. Sanford
Hampton, VA

R_x The reason I mentioned Xcom9 is that the source code for it is readily available. For Greg-E-Term and MikeyTerm, it is not.

Gray Drives with CoCo 3

I'm thinking about buying a CoCo3, but I have two of the gray drives Extended Color BASIC 1.0. What do

I have to do to make them work with the CoCo 3?

Aaron Wadkins
Kernersville, NC

R_x If you want to run your CoCo at 2 MHz and/or use OS-9 Level II, you will need to replace your 12-volt disk controller. If one MHz suffices, you will need a CoCo 3-ized Multi-pak to supply the 12 volts or make some hardware modifications to supply it.

Teletwriter 64 Fix

I have the tape version of Teletwriter 64. I read an article in the September 1985 issue of HOT CoCo that dealt with program hang-ups on double letters; however, this "fix" only deals with the disk version. Is there a way to fix the version that I have?

James Zoyiopoulos
Peterborough, NH

R_x The following patch makes the original tape version of Teletwriter 64 compatible with the newer BASIC 1.1 and 1.2 ROMs:

```
59 CLOADM"",OF:GOSUB 500:
   POKE39,PEEK(214):POKE40,
   PEEK(215):GOSUB330
500 POKEOF+7931,PEEK(40960):
   POKEOF+7932,PEEK(40961)
510 POKEOF+8207,PEEK(40960):
   POKEOF+8208,PEEK(40961)
520 POKEOF+9728,PEEK(40960):
   POKEOF+9729,PEEK(40961)
530 RETURN
```


MC-10 Compatibility

I purchased (by mistake) some micro-computer games for the MC-10. How can I get them to run on my 64K CoCo 1? They load OK, but won't run. Is there some peek or poke that I need? Doesn't the MC-10 use the same BASIC as the CoCo?

Edward Poter
Cherry Hill, NJ

R The tapes are in the same format, but the BASIC interpreter's tokens have different values. The MC-10, in addition to having a different memory map, uses a 6803 microprocessor whereas the CoCo uses a 6809, which has a different machine language instruction set. If the programs are in BASIC, refer to Dan Downard's article "Opening CoCo's Library to the MC-10" which appeared in the October 1983 issue of RAINBOW. It contained a cross-reference listing of BASIC tokens as well as an assembler listing of a program to perform the conversion. If they are in machine language, the conversion is not worth the effort.

Drive Track Transfers

I have a CoCo 3 with an original gray disk drive and a TRS-80 Model 1 with Drive 1, plus the latest CoCo drive controller. I recently acquired a pair of Mitsubishi drives, which are double-sided, and would like to use them with the Model 1 drive in the 35-track configuration, or as 0-1-2-3 in the 40-track format. I have OS-9 Level II and can use the drives as two 40-track, double-sided drives with no trouble. I would also like to know if I can transfer OS-9 and BASIC09 to a 40-track disk. I have tried, but all I get is Error #249.

Is there a way to transfer 35-track disks to 40-track?

Bill Clark
New Paltz, NY

R If you use the old Radio Shack drives along with the new ones (four drives total), you will need a four-drive cable with missing teeth where the old Radio Shack drives are to be connected, because those old drives do not have drive select jumpers. Note that with four drives hooked up, you cannot use the double-sided option under OS-9, because the side select signal would be used for the selection of Drive 3. If you decide to go with three drives, you can have your two new drives running double-sided under OS-9 Level II. You can transfer 35-track disks to 40-track disks using the COPY command or piping the output from DSAVE. BACKUP will only work with like-formatted disks.

Patching HSCREEN

I Is there a way to prevent the HSCREEN command from clearing the screen on the CoCo 3?

David Hanson
Salt Lake City, UT

R Since BASIC on the CoCo 3 is all in RAM, you can patch it by poking addresses &HE6C6 and &HE6C7 with &H12.

Manual Miscall

I On Page 164 of the CoCo 3 ECB manual, there is a sample program demonstrating GET and PUT in PNCIDE 3. Line 25 dimensions a two-dimensional array that uses 2,228 bytes. However, I can substitute DIM (12) and use only 83 bytes, and the program

works just fine. I've found that the same technique works in PMODE 4, but the manual implies that all such array must be two-dimensional. What gives?

David Francis
Prospect, KY

R The manual is wrong.

Pak and Pin Problems

I My modem won't receive any incoming signal from the RS-232 Program Pak. I can dial out with the modem but cannot see incoming data on my monitor. The RS-232 will not run the printer at all. Everything else works fine. My computer is a CoCo 2 Revision B. Is Pin 2 preventing the printer from sending the ready signal? Also, do you know of any way that I can get a diagram for my revision CoCo?

Ricky Sutphin
Henry, VA

R Pin 1 on your computer corresponds to a status line, Pin 2 to RS-232 IN, Pin 3 to ground and Pin 4 to RS-232 OUT. To aid in repair, Radio Shack sells service manuals for all versions of the CoCo. For example, the CoCo 3 (Model 26-3334) has a repair manual number of MS-2603334, which is "MS-" followed by the model number of the machine. The manuals contain full schematics and troubleshooting information that you are looking for. The manuals must be ordered from National Parts as they are not stocked by most dealers.

Unnecessary Upgrade

I I have a 64K CoCo 2 (32K RAM), Revision B that I want to upgrade to 64K. I purchased a 64K upgrade kit from Howard Medical Computers, but

***** ASSEMBLY LANGUAGE PROGRAMMING TRS-80 COLOR COMPUTER THE BOOK**

This hands-on guide for the CoCo 1 & 2 begins with the basics and progresses to the expert level. Written as a tutorial, it takes you each step to assembly language programming, use, and interrupt handlers. All the internal secrets of the SAM, PIA, MPU, memory, graphic display, joysticks, serial port, cassette, disk keyboard, ROM, and sound are revealed. The best - excellent reference book - \$18.00 + \$1.50 s/h

COCo expert - 289 pages - \$18.00 + \$1.50 s/h

This picks up where The Book left off. It describes all the CoCo 3 enhancements and how to use them with assembly language. - what features and many are not explained any place else. Without this book your CoCo 3 is just idling. Super-Res Graphics - Virtual Memory - New Interrupts - \$12.00 + \$1.00 s/h

Both Books for \$27.00 + \$2.00 s/h ! * ! * ! * ! * ! * ! * ! * ! * ! *


U.S. check or money order
RI residents please add 6% sales tax

TEPCO
30 Water Street
Portsmouth, RI 02871

it was for the current Korean unit. I sent it back and did not reorder because the directions state that after the kit is installed I should have 22839 bytes of RAM. My computer already has that amount. I am confused that installing an upgrade does not increase available RAM. Any help as to chips to replace and cuts or jumpers will be appreciated.

Joseph Califano
New Port Richey, FL

OS-9 PASCAL Patch

 When I try to run PASCAL under OS-9 Level II, it immediately aborts with Error #216, Pathname Not Found. Is there a fix?

Mark Goldberg
Bronx, NY

Rx Thanks to Greg Law for the following information: In the program PASCAL there is a minor bug in the specification of the access mode for the open calls of the two files Pascal_Compiler and PascalErrs. As distributed, those two files are in the execution directory. When PASCAL opens those two files in the READ mode, it attempts

to locate them in the current data directory. The following patch changes the access modes of the open calls to EXECUTE+READ so that they are correctly located in the current execution directory:

```
load pascal
modpatch -s
l Pascal
c 0697 21 25
c 1692 21 25
v
```

After the patch is made, use the Level I save utility, which is Level II compatible, to put the patched version of PASCAL on disk.

Greg also offers the following patch, which makes the Level I, Version 2 login command compatible with Level II. Using it with the Level I version of tsmom, which does not require a patch, you can amaze your friends who own inferior machines with a real time-sharing system.

```
load login
modpatch -s
l login
c 0052 20 49
c 0053 30 20
c 0054 31 32
c 0057 32 30
c 005a 30 31
c 0069 20 49
c 006a 30 20
c 006b 31 32
c 006e 32 30
c 0071 30 31
c 0234 10 1f
c 0235 be 02
c 0236 00 10
c 0237 4b 3f
c 0238 ed 1c
c 0239 29 12
c 049b 3d 66
c 049c 45 15
c049d 47 73
v
```

Rx The installation of new 64K memory chips in your unit will not make more memory available to Disk Extended BASIC. In fact, you already have 64K memory chips. The upper 32K is occupied by the BASIC interpreter.



PREMIUM PRINTER SYSTEMS PLUG-N-GO FOR THE COCO

STAR NX-10 PACKAGE

INCLUDES

- STAR NX-10 PRINTER
- BLUE STREAK II INTERFACE
- SOFTWARE TRIO (see below)
- EXTRA RIBBON

SPECS: 120 cps Draft, 30 cps NLO, Italics, Sub & Superscripts, Emphasized, Doublestrike, Proportional, International, Down Loadable Char., Graphics 480-1920 dots/line, Forward or Reverse r/216" Line Feeds, Friction & Push Tractor, 5K Data Buffer.

AUTUMN SPECIAL
\$239.95
 +\$10 Shipping and Insurance
COMPLETE

Reviewed in '87 March Rainbow

\$229.95
 +\$10 Shipping and Insurance
COMPLETE

CITIZEN 120D PACKAGE

INCLUDES

- CITIZEN 120D PRINTER
- INTERFACE & CABLE
- SOFTWARE TRIO (see below)
- EXTRA RIBBON

SPECS: 120 cps Draft, 25 cps NLO, Italics, Sub & Superscripts, Emphasized, Doublestrike, Proportional, International, User Defined Characters, Reverse print, Graphics 480-1920 dots/line, Friction and Tractor, 4K Buffer.

AUTUMN SPECIAL
\$229.95
 +\$10 Shipping and Insurance
COMPLETE

BLUE STREAK II

A serial to parallel interface that can increase your data transmission 4 fold over conventional-compatible interfacing. An additional serial I/O port permits port sharing with another serial device without recabling.

SPECS: 300to9600 Switchable BaudRates, 1 Year Warranty, Input 4 Pin Serial, Output 36 Pin Parallel and 4 Pin Serial.

\$4995 +\$2 Shipping
\$5495 w/power supply +\$2 Shipping

SOFTWARE TRIO


- Type Selection Tutorial Program Specify Star/Seikosha/or Citizens Printer.
- Super Gemprint Screen Dump 8"x 11" dump with grey level shading for color.
- Drayon's Word Processor 2.2 Create, save & print customized documents.

All Three Programs \$1995 +\$2 Shipping

DAYTON ASSOCIATES^{INC.} W.R. T.M.I., INC.
 7201 CLAIRCREST BLDG. C
 DAYTON, OHIO 45424
 OHIO RESIDENTS ADD 6% SALES TAX • C.O.D. ADD \$2.00

PERSONAL SERVICE
(513) 236-1454
 Visa & MasterCard
 within the continental U.S.

For a quicker response, your questions may also be submitted through RAINBOW's CoCo SIG on Delphi. From the CoCo SIG> prompt, pick Rainbow Magazine Services, then, at the RAINBOW> prompt, type ASK for "Ask the Experts" to arrive at the EXPERTS> prompt, where you can select the "Doctor ASCII" online form which has complete instructions.



Accessories

Printer Muffler 80 — Quiet at Last

Dot matrix printers are definitely nice to have, what with all the neat things they can do — everything from letter-quality typing to halftone graphics — but they are noisy!

The sound of pins hitting paper is like nothing else on earth, except, perhaps, fingernails on a chalkboard. While we may have gotten used to this sort of racket that may not be true of our spouses, children, parents, roommates, co-workers, etc.

Laser printers are nice, but the high price makes them a dubious choice unless you're doing a lot of printing. Thermal transfer printers are certainly quiet, but they're rather limited in their

capabilities and have a habit of finishing off ribbons in a hurry. The one solution left is to put the printer someplace where it won't be heard — into a Kensington Printer Muffler.

The Printer Muffler is a large, gray plastic box lined with foam to absorb sound; the lid is clear plastic to allow you to watch printer operation without opening it. There are two models: The Muffler 80, which we tested, has interior dimensions of 19-by-16¼-by-6 inches and holds most 80-column dot matrix printers, while the Muffler 132 measures 25-by-17-by-8 inches inside and is designed for the smaller wide-carriage printers (it may hold some daisy wheel

printers, as well). Both models have slots in the back for paper entry and exit, and slots at the left and right rear for cables.

The Printer Muffler is shipped unassembled, but assembly is no problem; three screws hold each of the four corners together, and when all corners are fastened, the whole assembly is solid. The interesting part is the bottom — there isn't any. The Muffler sits on a table top (or the top of a printer floor stand), and the only thing between the printer and the table is a piece of foam, which has a slot cut out for use with bottom-fed printers on floor stands. The problem here is that the printer Muffler must sit entirely on the table and can't extend past the table top. Since the Printer Muffler is so much larger than the printers it's used with, you may find you no longer have a convenient spot for paper. Kensington's solution to that is a \$30 Printer Muffler Stand that forms a base for the Muffler,

elevates it above the table and provides space under the Muffler for paper.

What about the noise? Kensington claims that an independent lab measured a sound level on a printer that was seven dB lower than what it produced without the Muffler. Seven dB works out to an attenuation figure of about 75 to 85 percent. While we had no way to confirm the numbers, our listening tests show that the Muffler did make a real difference in noise levels. You still wouldn't want to have the printer in the nursery when the baby's asleep, but at least now you can have it in another room without making a racket. Although Kensington's prices may seem a bit steep when you look at the Printer Muffler, one quick "listen" will tell you that your money might be well spent.

(Kensington Microware Ltd., 251 Park Avenue South, New York, NY 10010, 800-535-4242; *Printer Muffler 80*, \$59.95; *Muffler 132*, \$79.95; *Muffler stand*, \$29.95)

UniStand — Clears Way for Paper

Ever since desktop printers came on the market years ago there's been one nagging problem — where do you put the paper? To put paper behind the printer you need about a foot of clear space between the back of the printer and the back of the table, and many of us don't have it. You might put the paper on the floor and bring it up behind the table, but that tends to require some odd and painful contortions. A printer stand is probably the best answer, and MicroComputer Accessories' UniStand is a good choice.

The UniStand is a deceptively simple device consisting of two "half-stands"; each half fits under one side of the printer, which allows the UniStand to work with printers of any width. I tried it on both an Epson RX-80 and a wide-carriage Okidata Microline 193. The half-stands have a relatively wide footprint, and the whole assembly is quite stable. The printer is supported a few inches above the table, making room for a few hundred sheets of paper underneath, and is tilted forward a few degrees for easier viewing.

The UniStand also includes an "output" paper tray to catch sheets of paper coming out of the printer; it hangs on two hooks on the back of the stands. The tray is the proper width for 80-column printers, but if you use a wide printer you'll find that your wide paper

is a bit wider than the tray, causing it to sag at the sides, and your 9½-inch paper will land on the left side of the tray.



Overall, the UniStand is a first-class product and well worth your consideration; it might make a good gift for a computer-using friend, because you don't have to know which printer your friend has!

(MicroComputer Accessories, 5405 Jandy Place, Los Angeles, CA 90066, 213-301-9400; \$19.95)

— Ed Ellers

Software

CoCo 1, 2 & 3

IRA Analysis — A Wise Investment

In the current era of Reaganomics there are precious few truly excellent tax shelter investment opportunities available in the private sector. The I.R.A. (Independent Retirement Account) stands alone as the most accessible and reasonable choice for the small investor. With the release of *IRA Analysis 1.1.2*, A to Z Unlimited has provided the CoCo Community with a gem of a program.

IRA is extremely powerful and useful. From the opening screen graphics to the final printed output, the hallmarks of careful planning and attention to detail are evident. While the printed documentation is scanty (approximately 100 words detailing warranty and update policies), the on-screen help and totally self-prompting nature of the program eliminate the need for any printed documentation. Indeed, with the detailed error trapping that is provided, a career accountant with consid-

erable experience was unable to force a program error.

IRA Analysis is very much like a good hammer — an excellent tool for a very particular job. The user is prompted to input marital status, spouse employment, initial deposit, and second year on deposits. The user's current age is entered, together with the anticipated age of account withdrawal, expected interest and the number of times the interest is to be compounded yearly. *IRA* then outputs an abbreviated account total to the screen and directs a professional hard copy of the analysis to the printer. Literally hours of work are reduced to a few minutes.

Independent retirement accounts are subject to a great deal of present and pending legislation. Exceptions to the current contribution limits are encountered when pre-existing accounts are "rolled over" into new, higher yielding accounts. *IRA* provides a Rollover option that allows the program to continue without flagging an error condition. Version 1.1.2 of *IRA* incorporates all current federal regulations regarding maximum contributions per year and the effects of a working or non-working spouse. Anticipating changes in the federal regulations, the authors have stated a policy of current upgrades being made available to registered users for a nominal fee.

Despite the glamorous packaging and excellent error trapping, *IRA* could benefit from some type of disk I/O routine that would allow saves of the calculated results.

IRA marks the advent of a trend in CoCo software packaging that may bode well for the future. Upon booting the program, the user is prompted to specify which CoCo the program will be run on, CoCo 1, 2 or 3. *IRA* then loads the proper version, taking full advantage of the enhanced display of the CoCo 3, while providing fully functional versions for the CoCo 1 and 2.

Unfortunately, the authors have also chosen to maintain, and even enhance, another evolving trend — copy protection. *IRA* is furnished on a copy-protected, password-protected disk. A non-functional backup may be created to "refresh" the original disk. The media warranty is quite restrictive: \$5 replacement fee for failure within 90 days, \$10 if failure occurs after 90 days. The authors apparently have chosen to extend copy protection with a financial penalty for registered users who experience incidental disk or system failures.

While the program is well-conceived

and efficient, the authors might reconsider their position on replacement charges. *IRA* is fairly priced, but, as a single application package, it will be of limited use to the private consumer.

(A to Z Unlimited, Software Division, 901 Ferndale Blvd., High Point, NC 27260; 919-882-6255, \$29.95)

— Henry Holzgrefe

Software

CoCo 1, 2 & 3

Trig Attack — Math Learning Made Fun

Trig Attack is an educational game that helps teach trigonometry and geometry concepts. The program is provided on tape or disk and is copy-protected. It runs on any Extended Color BASIC Computer with a minimum of 16K RAM and a joystick. It also runs on the CoCo 3, but you have to use a TV set or a monitor with composite video input to see the colors. Otherwise, you get a black-and-white picture on an RGB monitor.



After you load the program, a title screen appears along with sound effects. Pressing ENTER allows you to change options, which include screen color and skill level. Pressing the firebutton starts the game.

The game screen displays the score and reserve "rotating slopes," or men. These are used to destroy the Trigs, geometric aliens that travel across the screen in a pattern corresponding to a specified graph or trigonometric function. To destroy the Trigs and earn points, you must align your rotating slope with the Trigs. The Trigs will not be destroyed until your rotating slope matches the Trigs' angle of travel. Pressing the firebutton changes your rotating angle in increments that match those of the Trigs.

You also encounter rotating Trig Slopes that travel along the same path as the Trigs. Contact with these guys results in the loss of one of your rotating slopes. It is also possible to run out of fuel, so you must capture fuel containers on occasion by passing over them with your rotating slope. A fuel gauge is displayed at the top of the screen, so keep an eye on it as well as all of the other action.

While all of this may sound confusing, you will have to play the game in order to appreciate its capabilities. The graphics are good — not great, compared with the capabilities of the CoCo 3, yet typical of CoCo 1 and 2 fare. The action is smooth and fast-paced, and won't leave you bored.

A 10-page instruction booklet defines various trigonometric and geometric terms and provides graphs that illustrate basic concepts. While the program and documentation are not intended to teach these subjects, they do provide a basic approach to help in understanding them. A total of 11 levels of play are provided, and as your skills advance, you encounter Trigs that travel along paths representing sine, cosine, tangent, ellipse, parabola, hyperbola, and logarithmic functions.

Trig Attack is basically a shoot-'em-up game, but it is refreshing to see entertainment coupled with a learning experience.

(Sugar Software, P.O. Box 7446, Hollywood, FL 33081, 305-981-1241; \$19.95)

— David Gerald

Software

CoCo 1, 2 & 3

Color File II — Convenient Filing System

Color File II is a filing system for any version of the Color Computer with at least 16K of RAM. Since this program comes on a ROM pack, all you need to do is plug it into the cartridge port on the side of your computer (*before you turn on the computer!*). However, in order to save the files that you are working on, you will need to hook a cassette recorder to your computer.

After the program is running, you can choose one of four screen options: no lowercase, green on black for lowercase, black on green for lowercase, or Tandy's

lowercase (only available with the CoCo 3).

If you are using the CoCo 3, you can format the program for use with either a color or black-and-white TV, a monochrome monitor, a color composite monitor, or an RGB monitor. Monochrome and RGB monitors allow two modes of screen resolution, 38- or 80-column. TVs and composite monitors do not allow 80-column screens.

If you want to load an old file, follow the prompts on the screen. If you are going to create a new file, you will be asked for a filename; after choosing one, you advance to the new file screen where you can have files made in one of the preset formats. When you have chosen the file type you would like to work with, you advance to the Create Field Format screen. Exiting this screen takes you to the main menu.

The main menu gives you the choice of seven options. Option 1 lets you do the actual work of creating your file. At the bottom of the screen is a group of eight commands which use the CLEAR key and command number on the CoCo 1 or 2, or the ALT key and command number on the CoCo 3. Although it is not mentioned in the instruction booklet, paging up and down through the records you have created is controlled by the CLEAR key and the left and right arrow keys.

Option 2 allows you to get a hard copy of your records. The first thing to do when using this option is to format the file you want to print. Select the field you want to print by using the CLEAR key and the up or down arrow key. After selecting the field, you must insert a print code for each character you want printed.

Option 3 loads a file from cassette. Option 4 lets you create a new file (if you use this option, you will erase any file that is in the computer's memory). Option 5 saves a file to cassette. Option 6 changes the printer options, lines per page, line width, margins and baud rate, and sets the paper to top of form. Option 7 changes the screen options.

You can also create your own fields. In this way you can add a field, or change or delete any displayed field to customize it to your needs. When you are entering files, you can use the Search option to search for any record that contains your specified criteria. You can also sort records the same way.

This a good program, and it does everything it is advertised to do. I have the original *Color File*, and I like the extra options of this version. I have to

say that the instructions are a bare-bones affair. There is nothing in the documentation about how to page up or down, and the two pages of material on setting up the print format are not very clear. But all in all, *Color File II* is convenient and easy to use. I especially like the use of the command keys.

(Tandy Corporation, 1700 One Tandy Center, Fort Worth, TX 76102, 817-390-3300; \$24.95. Available in Radio Shack stores nationwide.)

— John H. Appel

Software

CoCo 3

Vegas Slots — Beat the One-Armed Bandits

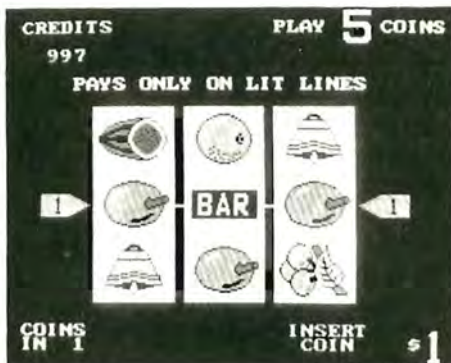
If you like to gamble with slot machines but don't like the possibility of losing, then *Vegas Slots* is just the thing for you. It allows you to get your hands on these one-armed bandits without putting out the money for plane fare to Las Vegas — and you can stay in your own room for free. And, when you lose all your money, you won't have to check out early and hitchhike home. One thing is for sure — after playing, you will know for certain why these machines are called bandits.

The disk contains seven different slot machine games. You get three one-line multipliers, two three-line pays and two five-line pays. Just like playing the real machines in Vegas, you can choose your odds. Of course, the machines with the lower odds have the lower payoffs. If you want to see what the payoffs are, press P to get a list before you "insert" your coins.

The seven machines include MultiBars, Fruit MultiBars, Melons and Bars, Fruit, Bar 5, Lucky Dollar, and Right-Left/Left-Right. I cannot say that all the machines play exactly like the real slots, but I sure lost a lot of money. The nice thing was that I could keep getting more money and, eventually, a payoff. Still, I sure am glad it was not *my* money I was playing with.

Vegas Slots requires a 128K Color Computer 3 with one disk drive. Joysticks are optional, and while a color monitor is not required, you will probably want to use one or a color TV over

a monochrome monitor. It does have some colorful screens. The program supports both types of monitors, and when loading, it asks if you are using composite or RGB. The documentation is only one page; it doesn't take a lot of instructions for inserting coins and watching the screen.



(Tom Mix Software, 4285 Bradford NE, Grand Rapids, MI 49506, 616-957-0444; \$34.95 plus \$3 S/H)

— Dale Shell

Software

CoCo 1, 2 & 3

The Lansford Mansion — Discover the Secrets of ESP

The Lansford Mansion is a very good Adventure game for the CoCo. For those who aren't familiar with Adventure games, they differ from the arcade-type games, which rely on eye-hand coordination, in that they exercise your brain.

Through the magic of your computer and the program, you become the main character in the story. You are able to enter new and strange places without ever leaving your chair. Your own logic and imagination determine the actions of the hero (you), and guide the story from start to a sometimes untimely finish. You are presented a series of locations, items, characters and events and interact with the story in a number of ways, moving from place to place, becoming familiar with your surroundings, exploring locations and examining articles found.

An important part of Adventure games is puzzle-solving. Encountering a

locked door or a ferocious beast blocking your path is a challenge to be conquered by using certain items you find through careful exploration (e.g., a key can open a door, a sword can slay a dragon).

The fun of the game is bypassing these obstacles, finding treasures, avoiding being eaten by exotic creatures, and solving diabolical puzzles.

The program tells you where you are, anything obvious you should know about the situation (the subtleties are for you to discover), and then awaits your response. Instructions are entered via the keyboard

The Lansford Mansion scenario is set many, many years ago in a remote country, where a boy named Robert Lansford was born. Soon after his birth, it was obvious that he was no ordinary child. He was extremely smart and interested in many things. Most of all, he was interested in ESP. After becoming rich and famous, he built a mansion where he lived for the rest of his life, working on a strange project. He died at the age of 60 and left a rather strange will.

It reads: "I, Robert Lansford, leave all that I own to the person who can find my personal notes. I have hidden them somewhere in my mansion. These notes contain all that I have discovered about ESP. The secrets in them can give a person great power. The only way to find them is to collect the treasures I have hidden in and around my mansion." Your Adventure begins.

The Lansford Mansion is a well-planned game using all the capabilities of the CoCo. In addition to the text, *The Lansford Mansion* has graphics. When you are in the hall, a picture of the hall appears. You can see the items in the room. If you have a speech pack, the Adventure even talks to you!

This program hooks you. The diabolically creative mind of the programmer keeps you at the keyboard for hours, and those hours pass rapidly. As you solve each of the puzzles and advance further into the Adventure, time becomes a relative thing.

Keeping that in mind, I would recommend *The Lansford Mansion*. It is well-designed and takes advantage of the CoCo's ability to give your mind a workout.

(Diecom Products Inc., 6715 Fifth Line, Milton, Ontario, Canada L9T 2X8, 416-878-8358; \$38.95 U.S.; \$52.95 CND)

— Bruce Rothermel

Hi-Res III — Fancy Screens the Easy Way

Hi-Res III is a utility program that enhances the CoCo 3 text display.

After the program is loaded, the user has a multitude of options for text display, accessed with combinations of the CTRL key or CLEAR key followed by other single-key commands.

The default display of the program is 80 columns by 24 lines. This can readily be changed from 14 to 212 characters per line (displays of up to 128 characters are easily read on the CM-8 monitor). Font styles can be changed from regular to italic, bold, underline, double-wide, double-height, etc., with simple keyboard commands. Reverse video is also available, and the white on black text is exceptionally sharp. Other color combinations can be defined with the use of the CoCo 3 palette command (palettes 0 and 1 supported).

In addition to the text variations, a number of other useful functions are implemented. Toggles for blinking/non-blinking cursor, standard/Hi-res display, reverse/normal video, destructive/non-destructive cursor, underline on/off, etc., add to the program's power. Many editing features are included, as well as the ability to "protect" text lines, a particularly powerful feature. A variable speed key-repeat function has also been added.

For ease of use in incorporating the functions into your own programs, all of the keyboard functions can be accessed via simple print statements (e.g. PRINT CHR\$(27);"I" would turn on italics). Compatibility with existing BASIC programs is good, though complicated mainly by the PRINT @ statements which, of course, would not position characters the same for different character widths. However, even the simplest of BASIC programs are easily made to have impressive displays.

Documentation is well-written, and due to ease of program use, only a quick scan is needed to begin experimenting with the features of the program. The program is supplied on a single non-protected disk for user convenience.

Cer-Comp and author Bill Vergona have again managed to put together a package which accesses the full power

of the CoCo. If you have a high-resolution monitor and CoCo 3, I highly recommend *Hi-Res III*.

(Cer-Comp, 5566 Ricochet Avenue, Las Vegas, NV 89110, 702-452-0632; \$34.95)

— Leonard Hyre


Software

CoCo 1, 2 & 3 OS-9

Rescue on Fractalus — Bag the Jaggies

In the rush to get software to market for the CoCo 3, we have seen some revised programs, some new programs and some translations from other computers. One such translation is *Rescue on Fractalus* from Epyx Computer Software.

I remember when I walked into my local Radio Shack and saw the amazing Hi-Res game, *Koronis Rift*, also made by Epyx. That program was enough to influence me to buy a CoCo 3. Now that I have one, I jump at the opportunity to buy new programs. *Rescue on Fractalus* is one of the many programs I have bought, and I must say it is one of the best games for the CoCo 3. Although both *Koronis Rift* and *Rescue on Fractalus* have similar graphics, *Rescue on Fractalus* is easier to understand.



"You have just joined an elite Rescue Squadron, flying to the hostile planet Fractalus to confront the ruthless enemy Jaggies head-on. The mission is to rescue Ethernets pilots shot down and stranded on that brutal planet, and help lead our forces to victory . . . for the merciless Jaggi onslaught must be stopped to preserve the future of the galaxy."

The sound could have been better but the graphics more than make up for it. The game gives a three-dimensional perspective of the landscape out the

main window of your Valkyrie Fighter. From time to time, when I was soaring through the vast canyons of Fractalus with the gun emplacements firing down on me and the suicide saucers nearly hitting me, I was reminded of the Tower/Trench sequence from the *Star Wars* arcade game. This inevitable comparison is an example of the sophistication but ease of game play.

The cockpit is equipped with an assortment of gauges not so different from that of most simple flight simulators. A compass and the score are at the top of the screen. On the left panel are gauges for monitoring the thrust level and for warning you of dangerous altitudes.

On the right panel are three lights. The first light indicates that the Dirac Mirror Shield is on. The second light indicates the presence of your mothership. And the last light indicates that the air lock is open.

There are also indicators to show pilot range, the number of enemies destroyed and the number of pilots rescued. The center panel contains a gauge to show the current bank and climb, the altimeter, a targeting scope, an enemy lock-on indicator, an energy-level indicator and a long-range scanner.

The joystick is used for flight and for choosing a skill level. The firebutton is used to launch your ship's Anti-Matter Bubble Torpedoes. It is easier to maintain more stable flight with the use of a deluxe joystick.

There are very few keyboard commands for use outside the initial program. SHIFT-ESC exits the program to OS-9, CTRL-R restarts the game, and the space bar pauses the game. As for the actual game-play keys, the A key opens the air lock to let pilots in; the B key fires the boosters for traveling to the mothership; the L key lands the ship; the S key shuts off the systems; and the "less than" (<) and "greater than" (>) keys decrease and increase thrust. The "greater than" key also acts as a "launch key."

Rescue on Fractalus has some surprises in it (watch out for the pilots in green helmets, because they are too eager to meet you). And, if you are like me, you will find yourself so caught up in the action that you'll be dodging from side to side in time with the motion of the ship.

(Epyx Computer Software; \$29.95. Available in Radio Shack stores nationwide.)

— Glen Baisley

TOM MIX'S MINI-CATALOG



***Flight 16**

Our very newest flight simulator. A full instrument aircraft that features the following:

- Works with all COCO's
- Realistic flight controls
- Flight editor included to change flight parameters
- Design your own airports and flight areas
- Flies like Cessna 150
- Full graphics & sound

Joysticks Required \$34.95

Specify Tape or Disk



***P-51 Mustang
Attack/Flight Simulation**

The ultimate video experience! Link two CoCo's together by cable or modem, and compete against your opponent across the table OR across the country! (Both computers require a copy of this program). The P-51 flight simulator lets you fly this WWII attack fighter in actual combat situations against another player, OR a non-combatant computer drone.

32K Machine Language

Joysticks Required \$34.95

Specify Tape or Disk


Educational

* **Teachers Database II**—Allows teachers to keep computerized files of students. Recently updated with many new features!

- Up to 100 students, 24 items per student
- Many easy-to-follow menus
- Records can be changed, deleted, combined
- Statistical analysis of scores
- Grades can be weighed, averaged, percentaged
- Individual progress reports
- Student seating charts
- Test result graphs/grade distribution charts

64K TDBII \$59.95 Disk Only

32K TDB \$42.95



***Worlds of Flight
Small Plane Simulation**

Real-time simulation generates panoramic 3-D views of ground features as you fly your sophisticated plane in any of nine different "worlds." Program models over 35 different aircraft/flight parameters. Realistic sound effects too! Manual included helps you through a typical short flight.

32K Machine Language

Joysticks Required \$34.95

Specify Tape or Disk

*Goldfinder

Here's the quality you've come to expect from TOM MIX. Endless possibilities await you in this exciting new creation. Move over Goldrunner and Loderunner, here comes GOLDFINDER

32K & Joysticks Required Disk \$22.95

* **Dragon Slayer**—Defeat the dragon by finding your way through a mountain maze. Gather treasure but avoid the deadly traps! 160 exciting screens.

32K & Joystick or Keyboard

Disk \$24.95

* **Sailor Man**—Defeat the bigfatbadguy and win Elsie's heart. Super graphics.

64K \$27.95

* **The King**—

32K \$27.95

* **Draconian**—

32K \$22.95

* **Ms. Maze**—

32K \$22.95

* **Kater Pillar II**—

16K \$22.95

* **Warehouse Mutants**—

16K \$21.95

* **Buzzard Bait**—

32K \$22.95

All Above Specify Tape or Disk

*COCO 3 Compatible




TOM MIX SOFTWARE

P.O. Box 201
Ada, Michigan 49301
616/676-8172

NOVASOFT

A Tom Mix Company




***Wizard's Den**

Another of our outstanding graphic adventures! You must recover the Gem of Damocles stolen by the Evil Wizard and hidden in his den. Dare to fight your way through eight levels of mazes and dangers. But beware the Wizard's magic. He can make you see things that don't exist! Don't stray from the path or it's certain death!

64K Joystick or Keyboard \$22.95

Disk only



***Video Cards & Keno**

(Color III Only)

Four outstanding games on one disk: Poker, Jokers Wild, Blackjack and Keno! So real you expect Wayne Newton to walk by! Never before have you seen such excellent graphics and realistic movement as that created in this package. Wanna Bet?

\$29.95, Disk only

Also available — Vegas Slots* (Color III Only) — Same outstanding graphics! Seven of the most popular slot machine games found in Vegas.

Keyboard or joystick \$34.95

Disk only

- Many more titles—write for free catalog!

Ordering Information

- Call us at 616/676-8172 for Charge Card orders
- Add \$3.00 postage and handling
- MI residents add 4% sales tax
- Authors—We pay top royalties!



Utility Routines Volume II — Library Mainstays

Utility Routines Volume II is a disk containing several useful utility programs. Following is a short description of each program.

Automatic Error Locator — automatically locates the error in any BASIC program; not just the line number, but the exact error itself.

Basic Search And Replace — allows you to search your BASIC program for a given phrase and replace it with a given phrase.

Calculator — creates a useful calculator for converting Hex and decimal as well as standard mathematical calculations.

Command Maker — allows you to create your own direct commands up to a maximum of 20, but it cannot be used within BASIC programs.

Directory Backup — automatically saves a copy of the disk directory to Track 0. If you have a disk crash, you can recall the lost directory.

DMP Character Set Editor And Printer — designs your own custom character set for your DMP printer.

DMP Superscripts — adds superscripts to your DMP printer.

Enhanced Kill — adds versatility to the BASIC KILL command by allowing the killing of multiple files with only a few keystrokes.

Graphics Compression — Disk BASIC 1.1 users can compress their graphics screens for efficient storage. Instead of a PMODE 3 or 4 picture taking up three granules, you will use a maximum of two. You can also decompress a compressed picture.

Last Command Repeater — lets you display the last typed-in command with two keystrokes.

Message Mover — makes an eye-catching moving billboard.

Multiple Choice Test Designer — creates multiple-choice tests.

New Paint — paints in 65,536 different PAINT combinations of styles and colors. (I didn't count them all.)

ON Reset GOTO — lets you force the computer to GOTO a specified line in your BASIC program. It's really handy if you have to use Reset without losing your data.

Program Clock — not an accurate time piece, but helps keep track of programming time.

Super Command Keys — allows you to enter most ECB BASIC commands or phrases with only two keystrokes.

Super Editing System — use the up/down arrow keys to scroll up and down through your BASIC program and go into the Edit mode by just a press of the CLEAR key.

Super Fast Sort — sorts 100 strings in less than 10 seconds.

All of the programs are easy to use and supported with complete instructions. Most CoCo users will find something useful on this disk.

Another very useful disk of utilities is the *Utilities Bonanza*. It contains the following programs.

40K Disk Basic 1.0 — provides 64K users with 40K of memory instead of the usual 32K. Version 1.1 is also on the disk for use with Disk BASIC 1.1.

Appointment Calendar — keeps track of all your weekly appointments and includes a clock as well. Up to 50 appointments can be scheduled per day.

Basic Line Copy — lets you copy a BASIC line, which is handy if you ever type in a BASIC line with the wrong line number.

Basic Line Stepper — allows you to run your program one instruction at a time, which is handy for debugging programs.

Bill Manager — simplifies the payment of your bills. You can enter up to 50 bills at a time, and it tells you when each one of them is due.

Disk to Tape 1.0 — allows you to copy most BASIC and ML programs from disk and back them up to tape. A version to use with Disk BASIC 1.1 is also included.

DOS Command Enhancer — lets you make up a custom DOS menu disk that utilizes the DOS command if you have it available.

Double Bank — lets you use the upper 32K of your 64K RAM for other BASIC programs along with those in the lower 32K.

Enhanced LList — formats program listings with page number, margin control, perforation skip and other useful features.

Enhanced RAM Disk — creates an "in memory" disk drive capable of storing 28K bytes for subsequent SAVES and LOADS of BASIC and ML programs.

Expanded BASIC — modifies CoCo's BASIC to give you 10 new features, including addition of an "Are You Sure?" prompt to the NEW command, as

well as reset-protection in the 64K RAM mode. It also lets you use the CLEAR key to pause instead of the clumsy SHIFT-@. Other similar handy features are available.

Graphics Typesetter — lets you add lettering to your graphic designs or pictures in two sizes.

Large DMP Dump — a PMODE 3 or 4 graphics screen dump for DMP printers. It's in BASIC, so be patient.

Line Cross-Reference — cross-references all GOTOs and GOSUBs for all lines in a BASIC program.

ML To Data Conversion — converts an ML program in memory to a BASIC program with DATA statements.

Numeric Keypad — turns a portion of your keyboard into a numeric keypad for typing of repetitive numbers, as you do for DATA statements.

ROM Switcher — lets you switch between Disk BASIC, Extended BASIC and Color BASIC.

Super Disk Catalog — a disk organizer program.

Super Tape-To-Disk Copy 1.0 — copies BASIC and ML programs from cassette to disk; Plus, it will automatically relocate programs that load at &H600 so that they are compatible with the disk operating system. It will not copy autostart programs.

Text Screen Dump — a single key activates a screen dump to your printer.

All of these programs come with full documentation on operation and use. Most are very handy and should be helpful to the average CoCo user. You get a lot of programs for the money.

(Microcom Software, P.O. Box 214, Fairport, NY 14450, 716-223-1477; \$29.95 each plus \$3 S/H)

— David Gerald

LOTZALUK — Tracks Lottery Drawings

With the hope of getting rich quick, many people now spend a part of each week deciding on what numbers to pick and how many picks to take in state lotteries. It seems that those who regularly play have some type of system for deciding on the set of numbers to play.

There are those who simply pick a random set of six numbers and those who spend hours studying past lotteries with the hope of finding the winning combination. For these latter folks, you can now use your CoCo and the program *LOTZALUK* to study past lotteries and compare your choices with the historical data.

LOTZALUK requires a 32K CoCo 1 or 2, or a CoCo 3 with disk system and a printer (printer is essential to the program). The program is designed to track the past history of a state lottery as well as maintain a database of user- or computer-generated sets of numbers (picks) for playing the lottery. It provides the standard database functions of data input, change, delete and search.

The program compares a given pick with the historical lottery data and provides a listing of how each pick matches past lottery drawings. There are several options for determining the frequency of drawing each number in the lottery database, for tracing the number of hits that a selected pick would have had for each of the draws in the history database, and for determining which one of the picks had the maximum number of total hits.

LOTZALUK comes with an historical database that contains data for the first 22 drawings of the California state lottery. A 17-page manual is provided, which is well-written and clearly describes each function of the program. It ran as described in the manual on my 512K CoCo 3, with no problem. The author claims to have tested *LOTZALUK* with ADOS, OWL DOS and Spectrum DOS and found no problems. However, he did note that the program did not run on ADOS-3 and C DOS.

Personally, I find the program's protection scheme particularly irritating. The user must make a backup copy, which is then saved should the master become unusable (the backup is used to restore the master). In other words, the master disk is used as the working disk, with the lottery and pick data also recorded on it. In my opinion, one should never write on a master disk but rather use a backup disk. I am completely in favor of software protection, but I do not like this approach. In fairness to the author, I should note that the program is delivered on a "flippy" (the program is on both sides of the disk). This alleviates some of my fears, but I would prefer the method of making a backup that cannot be copied. That way, the master can be safely stored to be used only when needed.

The program provides the capability to track individual picks and study these picks versus the past history of lottery drawings. For many lottery players who take the lottery very seriously, *LOTZALUK* provides a tool for study of the lottery. However, as my statistician friends tell me, each lottery is an independent event, and there is no increased probability for a given set of numbers to be drawn based on past lottery drawings.

(William G. Brigrance, Sr., 1001 Fairweather Drive, Sacramento, CA 95833, 916-927-6062; \$29.95: First product review for this company appearing in *THE RAINBOW*.)

— Donald Dollberg

Software

CoCo 1, 2 & 3

Phonebook — Telephone Book Application For Your CoCo

If you are new to computing and looking for a simple telephone book application for your Color Computer, you may be interested in this program by Custom Software.

Phonebook is a BASIC program for CoCos requiring 16K and a disk drive. The program is not copy-protected, is fully warranted, and faulty copies will be replaced for return postage. Documentation consists of two pages of easy-to-understand instructions.

The program is menu-driven and is very simple to use. After running "PHDNEBDDIK", you are presented with the main menu options.

Lookup Name/Number lets you type in a search string. Type in as much of either the name or phone number as you can remember, and the program searches the disk and displays the information on the screen.

Edit Name/Number lets you enter the search string or, if it's already on the screen, modify it.

Add Name/Number lets you create your phonebook file. The name is limited to 25 characters and the phone number to seven digits. Instructions are provided to change the area code and exchange code to default. This eliminates the need to type in area or exchange codes on repetitive entries unless

they are different. When you are finished, type END at any prompt to return to the main menu.

Select End The Program when you are ready to quit. Using BREAK might result in loss of data.

Two other options are provided that can be selected from the main menu. Pressing N lets you continue to the (n)ext occurrence of the search string. This is useful if you are trying to locate the phone number of a particular common name that might be duplicated in the phonebook. You can also press L to go back to the (l)ast occurrence.

Phonebook does not support a printer option. This would greatly enhance the program because the user could print out a listing of names and phone numbers for use as a handy reference. As is, this is a good program that could be made better with printer capability.

(Custom Software, Box 42, Long Lane, MO 65590, 417-345-8163; \$10 plus \$1.50 S/H: First product review for this company appearing in *THE RAINBOW*.)

— Jerry Semones

Software

CoCo 1, 2 & 3

Hall of the King III — The Earthstone Revealed

Hall of the King III is the conclusion of the three-part epic saga *Hall of the King*. At last you can conquer the very heart of Firrhest, the mountain home of the Dwarves. *Hall of the King III* is extremely well-constructed, extensive and complex. While the standard command inputs are used ("East," "drop crowbar," etc.), this is a sophisticated Adventure, and I do not recommend it for the inexperienced or faint of heart.

Author Glen R. Dahlgren is in his finest adventuring form, with his usual logic problems and impossible quandaries resolved by straightforward solutions. This is serious stuff, folks. If I were really going into a cave or dungeon, I would want Glen with me.

Hall of the King III is not dependent on previous playing of the two earlier Adventures. However, combined, the three Adventures do make an awesome trilogy. As usual, the graphics in the *Hall of the King III* are dramatic, detailed and excellent. The graphics are

so good that you get a real feel for your surroundings, particularly if you (ahem!) die in the course of the Adventure. If you are prone to accidents, I recommend regularly exercising the save and load options of the Adventure. They can be used anywhere, and the life you save may be your own. Like other Prickly-Pear software, this program can be backed up and is unconditionally guaranteed to run.



The biggest problem I ran into was a couple of spelling errors in descriptions of places or things. Other than that, the Adventure ran smoothly. A note to CoCo 3 owners with an RGB monitor: You are going to have a monochrome display unless you set the palette registers (palette x,y) where x and y are numbers like 10 and 13. Another possibility is to use a color patch program from THE RAINBOW or one that is commercially available. Colors notwithstanding, the program runs fine on the CoCo 3. However, because of its artifacted PMODE 4 colors, with a CoCo or a CoCo 2 you may have to press RESET a long time to get the color border blue. Beware, CoCo 3 users! If you press RESET on the CoCo 3, the program crashes and you have to start over!

The documentation that accompanies *Hall of the King III* is quite complete, explaining background, the command structure, and how to load the program and run it. The program is set up for only one drive, and that is the only way it can be played. There is only one disk swap, and it is easily handled.

Like its predecessors, this two-disk Adventure is going to take a good long time to solve for all but the most seasoned adventurers. Budget your time accordingly. The animated graphics make a very good presentation and must be scanned for occasional clues not in the text descriptions, so keep your eyes open!

Now, having bribed the mighty sorceress Chintis into supplying me with critical secret information, and

having survived the rigors of what I can only call the Swiss cheese maze, I have but to pass the evil Salamander and the Earthstone will be mine.

(Prickly-Pear Software, 213 La Mirada, El Paso, TX 79932, 915-584-7784; \$39.95)

— Jeffrey S. Parker

Accessory CoCo 1, 2 & 3

CoCo Keyboard Extender Cable ■ Clutter Ender

For over five years I have endured the standard plight of the CoCoist. The add-on devices connected to my CoCo were quickly outgrowing my computer desk. But all that ended when I received the CoCo Keyboard Extender.

The Keyboard Extender is simply a cable that connects a standard CoCo keyboard and the CoCo itself. It is designed to work on any CoCo (1, 2 or 3) that uses a Mylar cable to hook the keyboard to the main circuit board. The cable I received from Spectrum Projects is a 20-conductor shielded cable which is about 9 feet long, though the length may vary anywhere from 6 to 9 feet. On either end of the cable is a special connector designed to make installation a snap.

In designing the cable, Marty Goodman realized the average user might have a little trouble "jury-rigging" a connector for the CoCo keyboard, which has a thin, flexible Mylar cable. Therefore, he laid out a circuit for his connector system on a very thin printed-circuit board. This board easily plugs into the keyboard socket on the CoCo. The connector on the other end accepts the Mylar cable from the keyboard. The system also allows for "dual" control. In other words, the connector which plugs into the CoCo circuit board has an extra socket that lets you install the original keyboard in the CoCo. With this design, you can use either the remote keyboard or the one mounted to the main unit.

Installation of the Keyboard Extender is relatively simple. Just open the CoCo and carefully remove the keyboard cable from its socket. Plug the extender cable in and then plug the old keyboard (or a new one if you want to use two keyboards) into the other end of the cable. What you need to be most

careful about is making sure the cable ends are immobilized. You will need to provide some sort of strain relief to prevent damage to any of the connectors.

A handy feature of the cable is that the keyboard uses only 15 of the 20 conductors. With a little care and some knowledge of electronics, the average tinkerer can cook up several uses for these extra conductors, such as a power-on indicator and a remote reset button. Many such ideas are given in the instructions that accompany the extender cable.

The instructions accompanying the Keyboard Extender were more than complete. Several suggestions were offered on how to provide strain relief for the cable. Time is taken to explain some of the background information, which makes installation even easier. There are also ideas for how to construct a case for your new external keyboard.

I think the Keyboard Extender is an excellent product. Even if you have no knowledge of electronics, the cable is easy to install. Best of all, it will put an end to that seemingly interminable mess on your computer desk.

(Spectrum Projects Inc., P.O. Box 264, Howard Beach, NY 11414, 718-835-1344; \$39.95; with external CoCo 2 keyboard, \$49.95 plus \$3 S/H)

— Cray Augsburg

Software CoCo 1, 2 & 3

The Third Rainbow Book of Adventures — A Trip to Adventure

Next time you're interested in booking a trip to adventure, a book is exactly what you should consider — *The Third Rainbow Book of Adventures*. On your tour, you'll stop at 16 BASIC Adventures from THE RAINBOW's last contest. But the best news of all is that each Adventure costs only 75 cents.


Of course, as with most budget operations, there is a catch. In this case it's the typing you'll have to do. *The Third Rainbow Book of Adventures* comes complete with 19 program listings for 16 Adventures, plus descriptions about the

NEW DISK DRIVES

Starting at

89⁹⁵

with case &
Power Supply
129.95

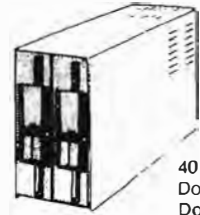


TANDON MPI TEAC

Speed 6ms 1k to 1k and up
Capacity 250k unformatted
Tracks 40

Warranty *now 1 Year*

New Low Price!



40 Tks 6Ms
Double Sided
Double Density

40 or 80 Tracks
½ Hght. Teac/Panasonic

SATISFACTION GUARANTEED!!

ALL DRIVES FULLY TESTED AND WARRANTED

We carry only the finest quality disk drives
no seconds • no surplus



Free Software for Drive 0 Systems

CoCo Checker...Test roms, rams, disk drives and & controller printer, keyboard cassette & more.
Tape/Disk Utility...Transfers disk to tape and tape to disk.

169⁹⁵ Drive 0

- Full Ht Drive
- Single Case
- Heavy Duty Power Supply
- 2 Drive Cable
- Gold plated contacts
- Controller & manuals

189⁹⁵ Drive 0

- Double Sided Slim Line Drive
- Case holds 2 slim line drives
- Heavy Duty Power Supply
- 2 Drive Cable
- Gold plated contacts
- Controller & Manuals

289⁹⁵ Drive 0 & 1

- 2 Double Sided Slim Line Drive
- Case holds 2 slim line drives
- Heavy Duty Power Supply
- 2 Drive Cable
- Gold plated contacts
- Controller & Manuals

Other Drive Specials

Drives cleaned, aligned & tested, **29⁹⁵**

119⁹⁵

2nd Drive
for new Radio Shack
includes:

- Slim Line DS/DD Drive
- Cabling & Instructions
- Mounting Hardware

Full Ht Drive **89⁹⁵**

Full Ht Drive Ps/Case **129⁹⁵**

Slim Line Drive **99⁹⁵**

Slim Line Drive Ps/Case... **139⁹⁵**

2 Slim Drives Ps/Case **239⁹⁵**

Disk Controller **59⁹⁵**

Single Ps & Case **44⁹⁵**

Dual ½ht Ps & Case **54⁹⁵**

Dual Full Ht. Ps & Case **79⁹⁵**

Disk Controller **59⁹⁵**

10 Diskettes
with free library case **9⁹⁵**

Dealer Inquiries Invited

617-278-6555




TRUE DATA PRODUCTS

9 South Main Street
Uxbridge, MA 01569
617-278-6555

Hours: Mon.-Sat., 9-6 (EST)

We welcome

- Visa/Mastercard 
- Checks (allow 2 weeks for clearing)
- C.O.D. Add \$2.

Call us today! **617-278-6555**

Order Toll Free **1-800-635-0300**

Software Included

- Pc-Write word processor
- Pc-Calc Spreadsheet
- Pc-File Database
- Print Spooler
- Ram Disk
- Runs all popular software



IBM XT COMPATIBLE

Hardware Included

- 4.77 mhz and 8mhz Turbo
- 360k Floppy Disk Drive
- Monochrome or Color Card
- At style Case w/pwr light & key
- Game, Printer and Serial Port
- Real Time Clock
- 150 watt power supply
- 640k memory
- At keyboard optional expanded
- Monochrome Monitor
- Optional Hard Disk Drive

Complete system only **699⁹⁵**

stair PRINTERS

PRINTER CABLES AND
INTERFACES AVAILABLE
Call for current pricing



NX10 (New 120CPS NLQ 80 col.) **199⁹⁵**

NX15 (New 120CPS NLQ 132 col.) **349⁹⁵**

PANASONIC PRINTER
1080I (New 120CPS NLQ 80 col.) **179⁹⁵**

Complete Packages

1080I **229⁹⁵**
includes:

- Panasonic 1080I Printer
- Interface
- Screen Dump Program

NX10 **259⁹⁵**
includes:

- Star NX10 Printer
- Interface
- Screen Dump Program



Serial to Parallel Interface for Color Computer I, II, III

- 300-19,200 BAUD rates
 - External to printer — No AC plugs
 - Built in modem/printer switch —
No need for Y-cables or plugging/
unplugging cables
- only **54⁹⁵**
Power supply + 5.00

64K Upgrades **19⁹⁵**

Video Driver **29⁹⁵**

Enables your CoCo to operate with a video monitor instead of a television!

Screen Dump Program **19⁹⁵**

The best screen dump program for the Epson & Star printers ever!! Have the option of standard images reverse w/regular or double sized pictures.

Dealer Inquiries invited
617-278-6555

Call us today! 617-278-6555
Order Toll Free 1-800-635-0300



TRUE DATA PRODUCTS

9 South Main Street
Uxbridge, MA 01569
617-278-6555



games' scenarios and loading instructions. To take advantage of the budget rate, you'll have to type in the Adventures before playing them. This is not quite as bad as it seems, because by typing in the various Adventures, you pick up the programming techniques used by the authors.

However, for those who would rather go first class, or who prefer playing to typing, RAINBOW also offers all the programs on disk or cassette. (You still need the book for game and loading instructions.) If you plan on playing many of the Adventures, I recommend that you spend the extra money to get both the book and the disk or cassette. You have all the advantages of the book, plus you can start playing right away, without the "adventure" of keying in the listings. Either with or without disk, though, this package is a real bargain!

The book itself is nicely done. Programs are listed in easy-to-read type in 32-column format, two columns to a page. The book is handsomely illustrated throughout, and, in the case of graphic Adventures, sample graphics are also shown.

At the time the Adventure contest was held, the CoCo 3 had not yet made its debut; so these games were designed for the CoCo 1 and 2, but all of them ran perfectly on my CoCo 3. Now that the CoCo 3 is here, Adventuring should be even more exciting, for 40- or 80-column text that can easily be combined with fantastic color graphics makes Adventure designing and playing even better. And if a mouse- or joystick-driven Adventure is what you seek, the Tandy Hi-Res Interface gives you control over each element on the screen.

The following describes each Adventure:

Escape

You have entered Ludlow Manor in search of adventure, but once inside one of the rooms, the door closes behind you. Can you escape in time?

Escape works in 16K and is a simple graphics-oriented Adventure. All it requires is pointing the cursor via joystick or mouse to the object you would like to use/examine and pressing the button. It took approximately five minutes to solve. It is cute for young children or those unfamiliar with Adventures, but for anyone with Adventure experience, it's too easy to bother typing in.

The Amulet

Your great-aunt Mathilda recently

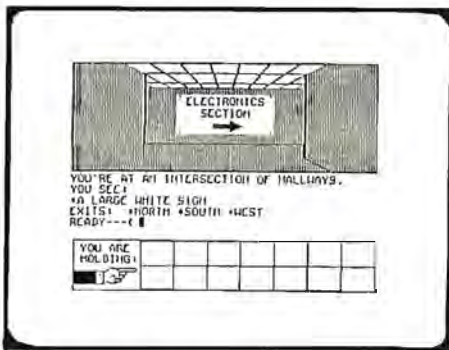
passed away after a good, 143-year stay on the planet Earth. Everything she owned, including her body, is being donated to medical research — with one exception.

The exception is a rare golden amulet containing five precious gems. This, it seems, is being awarded to one of the family members, possibly you! You listen as the will is read. In it, Aunt Mathilda states that the amulet actually has powers to protect the wearer against evil, danger, and disease, and will add an extra 100 years to the wearer's life.

But obtaining this fabulous amulet will not be easy, for Aunt Mathilda has hidden the individual stones in different parts of her mansion. The would-be heirs are to draw lots and take turns searching the mansion and grounds in an attempt to find these pieces.

Miraculously, you draw the first chance to search the mansion! But beware — should you leave the grounds or fail to complete your mission, the other relatives will be waiting to pick up where you left off.

Thus begins *The Amulet*. The game's parser could use some work, and the vocabulary is small; but this game is fun and has some good puzzles.



Spymaster

A shipment of short-range nuclear missiles has mysteriously been stolen! Using high-tech detection methods, the Air Force has tracked them down to Death Valley, Arizona. But what are they doing there, and what are the motives of those who have stolen them?

To reduce the risk of catastrophe, you, Agent 27, have been selected to enter the storage base where they are being held. Alone.

When you finally get in, you discover, to your horror, that the missiles are aimed and ready to launch. You realize that you must find a way of stopping these terrorists yourself, for there is no time to get out and report. That's when you get hit over the head. When you regain consciousness, you find yourself

in a small, empty room. Can you get out and complete your mission? Only if you are a true Spymaster.

Spymaster features nice graphics and a good interface. It won't work with a disk system, but if you have a cassette, I highly recommend it.

Ghost Town

The quest for gold killed more than a few men during the Gold Rush, and it may do the same to you if you're not careful. A tale of buried gold in an old ghost town has sent you scurrying through the desert to reach Amargosa Valley. Should you survive the desert, there are sure to be more surprises once you get there. Can you stay alive and complete your quest, or will you end up like the poor fellow who buried the gold?

If you have only 16K, this is my recommended pick for you. While it counts unrecognized moves in your move total (often causing one to die of thirst in the desert), it is a fun text Adventure.

Aandark

In the future, overpopulation is all too real a problem on Earth. Searching space for inhabitable planets has long been a top goal. One such planet, Aandark, has been located. Your mission is to map out a quadrant of this planet, a mission that may be easier said than done, for there are wild animals, large pits filled with quicksand, sludgy swamps that may hinder you, and decoys that can lead you off track. Should you be able to return home, you will be judged on how complete your map is.


Aandark has some nice features, including a graphics map that shows where you have been. It's fun to play, and while it's not tremendously difficult, having to make a complete map makes the task harder.

Johnny Zero

The Button, International President in the year 2091 has been kidnapped! As Agent Johnny Zero, a genetic robot, it is up to you to stop his kidnappers before they execute The Button on International TV and destroy his reign of peace. Gangsters Agent Orange, The Pencil, The Hammer and Agent Spade are suspected as having had a hand in this matter. Can you do it, or will terrorists rule the World Government?

Johnny Zero is a simple graphics Adventure. All you have to do is enter a direction (N, S, E, W) or answer Yes

or No questions. It's fun to explore, though, and might be good for first-timers or children. While easy to solve, the game is random, so you can play it more than once.



The Sword and The Sorcerer

This is a four-part graphics Adventure that is moderately difficult. As apprentice to the Wizard, you have learned many of his secrets. But now he is gone, and it is up to you to defeat the evil Sorcerer who has threatened the village of Ling Shai with his dark powers. The Wizard had managed, during his lifetime, to fend off the sorcerer, but never to defeat him. Now that the Wizard is gone, what chance do you have?

Part I, In Search of the Ring, begins in the castle of the Sorcerer. You must find the ring called Equinox, which the Wizard had used.

The Quest for Excalibir, Part II, starts in the same room where Part I left off. With the ring in hand, you must now locate the sword Excalibir.

In Part III, your final quest before meeting the Sorcerer is finding the Shield of Darkness. Both objects found in the previous parts may help you.

Finally, in Part IV, The Final Battle, you must defeat the Sorcerer by gaining energy points using the weapons gathered in the first three Adventures.

An Actor's Nightmare

Just when your big break as an actor comes and you are invited to perform in front of the Queen's Royal Theatre, tragedy strikes. Your understudy slips you a sleeping pill, and you awake just 10 minutes before the curtain is supposed to rise. To make matters worse, your identification is missing, and, being a relatively unknown actor, no one is likely to believe that you are the gent who is supposed to appear on stage. Can you sneak into the theatre, find everything you need (including the

stage, since you have no idea where anything is in this theater), and get your understudy off the stage before the curtain rises?

What a long ten minutes it can be, though. There are so many empty rooms to find your way through. *An Actor's Nightmare* is a text Adventure of medium difficulty, but the time limit makes the game harder.

The Time Machine

Just when it was thought to be an impossibility, you perfect a time machine about the size of a wristwatch. Or, at least you think you've perfected it. You take just a little trip to confirm it.

But, to your horror, you discover that a flaw in your machine has created a dramatic effect on three historical events. Repairing the machine, you realize that you must return and correct the past — before it catches up with you and destroys the present as you know it.


This is a rich, challenging and fun text Adventure. It can be frustrating at times, but that's all part of the game. It even has a disk or tape save feature.

Balm

The Great Concept of the Year award goes to *Balm*. You're the *Adventure* and can take revenge on poor, unsuspecting Adventurers looking for a computer disk. The game supplies nice graphics and good fun, even if it is more of a strategy game than an Adventure. You must position different obstacles and puzzles, and can spring traps on unsuspecting Adventurers as they wander through the caverns. Don't let them get to your disk, because like a true computer, you'll go fizz.

The Professional

How could you have a group of Adventures without a whodunnit? This is the one. A valuable jade necklace is



reported missing by Claudine Huntsdale, and she has hired you, The Professional, to track down the guilty party. You'll have to interrogate suspects and brave perils in order to secure the treasure — and your \$20,000 bonus. A fun Adventure if you like mystery.

Time Travellers

That scientist you met at the last RAINBOWfest just gave you a call. When you arrive at his house, you discover that he has built a Time Machine. At first you think he's off his rocker just a bit, but when he disappears in it and returns with a dinosaur egg, you have to believe.

Join him on fantastic journeys in his time machine. In *Time Travellers* you visit the age of the dinosaurs, King Arthur's Court, El Dorado, Ancient Rome, Sherlock Holmes' England, the Roaring '20s, and even the future. What treasures can you dig up in these time periods?

Time Travellers is worth trying if you have it on disk. It's moderately easy to play, but achieving a high score isn't nearly as easy as it looks!

Evil Crypt

The *Evil Crypt* is a good graphic exploration game, made more difficult because you can see only the immediate area around you. The Crypt is filled with goblins, pits, space invaders, keys, traps, and everything else your mother told you to stay away from. You move around via the arrow keys instead of typing in commands, and you can find and use potions, a chest filled with spells, a sword, a key and bow and arrow. You'll need all of these things, as well as your wits, to escape the *Evil Crypt*. Trees, walls, stairs, rocks, pits, fire, graves, spacemen, and much more are all represented graphically by symbols, which are listed on a help page.

There are three levels of a cryptic maze to wind your way through in the *Evil Crypt*: Doldrums, Catacombs, and Dungeons. Making it through each is not easy, but sitting safe and sound in your computer room is great fun!

Cleopatra's Pyramid

Ah, the dangers of boasting. After turning a routine mission to locate a missing diamond into a story that would have made Indiana Jones cringe, you've become quite a hero. Sure, the fantasy is fine — until a short, stocky, gray-haired man approaches you in the

local pub during one of your blood-curdling tales about how you snatched the diamond right out from under the noses of 200 angry tribesmen.

The gentleman insists he has located the pyramid of Cleopatra, filled with beautiful treasures. Urged on by multi-digit figures of money dancing in your head, and unwilling to back down from your boasting, you accept the mission to travel deep into the jungle to collect the 25 treasures from this pyramid. But time presses: You have a mere five days to accomplish your mission.

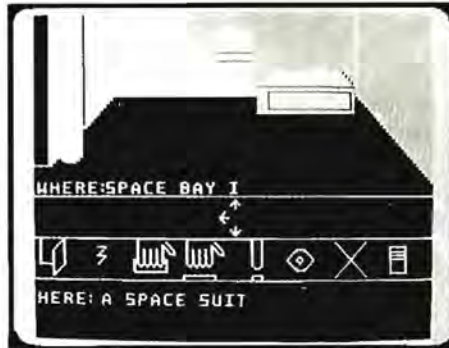
Cleopatra's Pyramid doesn't work on disk, but try this gem if you have a cassette.

Iconia

For the visually oriented, here's a game not only with graphics, but with Icons. Want to take something? Point to the picture of a hand grabbing an object, a nice perspective if you've overdosed on literature.

You must recover the ship *Iconia*, adrift in space near Jupiter. Rumor has it that Vade Mowban, the astronaut and scientist who was aboard that ship, was drawn inexplicably to a dark cube which was orbiting the planet. It seems

he just left his spaceship and went, unarmed, in a life raft towards the cube. He's never been seen again. Other strange happenings, such as horrendous-looking creatures exploding from globes and malfunctioning computers, have been reported near the black cube. What's going on here? And can you return the *Iconia* safely to Earth?



Escape of Embroilment

A fun game about a fun house and your not-so-fun attempts to escape really un-fun monsters and the never-fun game of Thermonuclear War. Disk users won't have quite as much fun, though, as it works only from cassette.

If you survive the cassette load,

you're in for bigger challenges in the fun house of Embroilment. There's only one exit from this place, and you'll have to wind your way through ghosts, ghouls (who, by the way, can slime you), and three video games designed to challenge the player. Two of them come with instructions, but the third you'll have to figure out on your own.

Note that the few programs that do not work with the disk controller plugged in are supplied on the disk anyway so that you may transfer them to cassette. If you have a disk system, buy the disk and not the cassette since some programs have disk conversions which you would not get otherwise.

On the whole, this is a package not to be missed if you enjoy Adventures or are interested in trying them out, for it offers an excellent value. You can also pick up hints for programming on your own, and it won't bust your budget.

(Falsoft, Inc., P.O. Box 385, 9509 U.S. Highway 42, Prospect, KY 40059, 502-228-4492; Book (required), \$11.95; 2 Disk Set, \$14.95; Cassette, \$9.95 plus \$1.50 S/H)

— Eric W. Tilenius

Clearbrook Software Group

(604)853-9118



Information Management System



CSG IMS is *THE* full featured relational database manager for the Color Computer and OS9. The comprehensive structured application language makes CSG IMS the ideal development tool for sophisticated file-intensive applications.

- Interactive access to databases and quick queries.
- CSG IMS includes a recursive compiled language supporting program modules with full parameter passing.
- User defined screen and report formats.
- Record, index and file size almost unlimited.
- Text, BCD floating point (14 digits), short and long integer and date types.

CSG IMS for CoCo2/3 OS9 L1/2 (single user) \$169.95

CSG IMS for OS9 L2 or 68000(multi user) \$495.00

CSG IMS demo with manual \$30

Shipping: N. America - \$5, Overseas - \$10

Clearbrook Software Group

P.O. Box 8000-499
Sumas, WA 98295



OS9 is a trademark of Microware Systems Corp., MSDos is a trademark of Microsoft Corp.

ERINA - Symbolic User Mode Debugger for OS9

ERINA is a must for all serious assembler and C software developers. It lets you find bugs quickly by displaying the machine state and instructions being executed. You can set address and register break points, dump, search and change memory, assemble and disassemble code and many other things to numerous to mention. This program will pay for itself over and over by the time you save solving your bugs.

Requires 80 column display, OS9 L1/2 \$69.00

SERINA - System Mode Debugger for OS9 L2

SERINA is a debugger for OS9 system modules (device drivers, file managers, etc.). It allows you to trace execution of any system module, set break points, assemble and disassemble code and examine and change memory. There are special provisions for executing code with critical timing loops and for accessing I/O registers. A must for system programmers.

Requires CoCo3, OS9 L2, \$139.00
80 col. terminal connected to /T1 or /T2

MSF - MSDos File Manager for CoCo 3/OS9 Level 2

MSF is a file manager which allows you to use MSDos disks directly under OS9. You don't have to change the format of the data before using it!

Requires CoCo 3, OS9 L2, SDISK3 driver \$45.00



The following products have recently been received by THE RAINBOW, examined by our magazine staff and issued the Rainbow Seal of Certification, your assurance that we have seen the product and have ascertained that it is what it purports to be.

Auto Dim, a hardware product designed to automatically darken the television, video or RGB monitor within six minutes after the last keyboard key or joystick button is pressed. Once installed, it works automatically; there is no software to load and execute. For the CoCo 3. *Lucas Industries 2000, 14720 Cedar Street NE, Alliance, OH 44601, (216) 823-4221; \$29.*

Backup Lightning 512K, a disk duplicating program developed by ColorVenture that lets you use all drives for making copies. For the CoCo 3. *Performance Peripherals, 11432 Pena Way, Mira Loma, CA 91752, (714) 681-7222; \$19.95.*

Business Bankbook +3, a system that replaces your manual check register and prints your checks. You can print your check register, monthly and year-to-date summary of accounts, sort by account numbers, and list outstanding checks. For the CoCo 1, 2 and 3. *Sunrise Software, 8901 NW 26 Street, Sunrise, FL 33322, (800) 628-2828; \$19.95.*

CoCo 3 Turbo RAM Board, a 512K upgrade for the CoCo 3. Fully tested and complete with memory tester software. For the CoCo 3. *Performance Peripherals, 11432 Pena Way, Mira Loma, CA 91752, (714) 681-3007; \$79.95.*

CoCo Keyboard Extender Cable, a cable that lets you extend the CoCo 2 or 3 keyboard, or add an external keyboard to the CoCo 2. For the CoCo 2 and 3. *Spectrum Projects Inc., P.O. Box 264, Howard Beach, NY 11414, (718) 835-1344; \$39.95; keyboard and cable for CoCo 2, \$49.95 plus \$3 S/H.*

ColorMath, a 16K educational program for ages 6 through 14. Children receive skill-building lessons in addition, subtraction, multiplication and division. For the CoCo 1, 2 and 3. *Tandy Corporation, \$19.95. Available in Radio Shack stores nationwide.*

Computer Stationery, continuous-feed computer paper bordered with whimsical designs including teddy bears, sail boats, butterflies and flowers. A Christmas line includes holly and geese. *Computer Creations, P.O. Box 3744, Long Beach, CA 90803, (213) 434-2655; \$10 per package of 100 sheets.*

Disk Filer, a 64K machine language program that files the programs on your disks. For the CoCo 1, 2 and 3. *COLORado Software, P.O. Box 84, Chimney Rock, CO 81127, (303) 731-4208; \$15.*

FLIGHTSIM 1, a 64K Simulation that lets you learn the basics in instrument recognition, manual control of ailerons (pitch and roll), compass readings and more. For the CoCo 1, 2 and 3. *Tandy Corporation, \$24.95. Available in Radio Shack stores nationwide.*

Hi-Res Joystick Utility Software Bonanza, utility programs developed by ColorVenture that let you get 640-by-640 mouse and joystick resolution from BASIC. Or run both *CoCo Max 2* and *MaxEdit* on the CoCo 3 without the CoCoMax cartridge and get a 256-by-192 screen. For the CoCo 3. *Spectrum Projects Inc., P.O. Box 264, Howard Beach, NY 11414, (718) 835-1344; \$24.95 plus \$3 S/H.*

Kung-Fu Dude, a 64K arcade game that includes graphics and sound effects. Destroy your opponents and evade obstacles as you try to reach your ultimate objective. For the CoCo 1, 2 and 3. *Sundog Systems, 21 Edinburg Drive, Pitsburgh, PA 15235, (412) 372-5674; \$24.95.*

Pal Upgrade, a chip that allows your gray or white Multi-Pak (26-3024) to work with your CoCo 3. *Performance Peripherals, 11432 Pena Way, Mira Loma, CA 91752, (714) 681-3007; \$9.95.*

Serina, a tool for debugging and developing system programs under 6809/OS-9 Level II. It includes a mini-assembler and disassembler for the 6809 as well as tracing and debugging commands. For the CoCo 3 and requires OS-9 Level II. *Clearbrook Software Group, P.O. Box 8000-499, Sumas, WA 98295, (604) 853-9118; \$139.*

Try-O-Menu, a utility program that reads the CoCo directory and displays a menu from which programs can be loaded and executed with one key. For the CoCo 1, 2 and 3. *Try-O-Byte, 1008 Alton Circle, Florence, SC 29501, (803) 662-9500; \$19.99 plus \$3 S/H.*

Video Cards & Keno, a 128K package that includes Video Poker, Joker's Wild Poker, Blackjack and Keno. Try your luck against the CoCo with these games of skill and chance. For the CoCo 3. *Tom Mix Software, 4285 Bradford NE, Grand Rapids, MI 49506, (616) 957-0444; \$29.95 plus \$3 S/H.*

Wizard's Den, a 64K graphics Adventure. Your goal is to recover the Gem of Damocles, which was stolen by the Evil Wizard and hidden in his den. Beware the wizard's magic as you fight your way through eight levels of mazes. For the CoCo 1, 2 and 3. *Tom Mix Software, 4285 Bradford NE, Grand Rapids, MI 49506, (616) 957-0444; \$22.95 plus \$3 S/H.*

First product received from this company

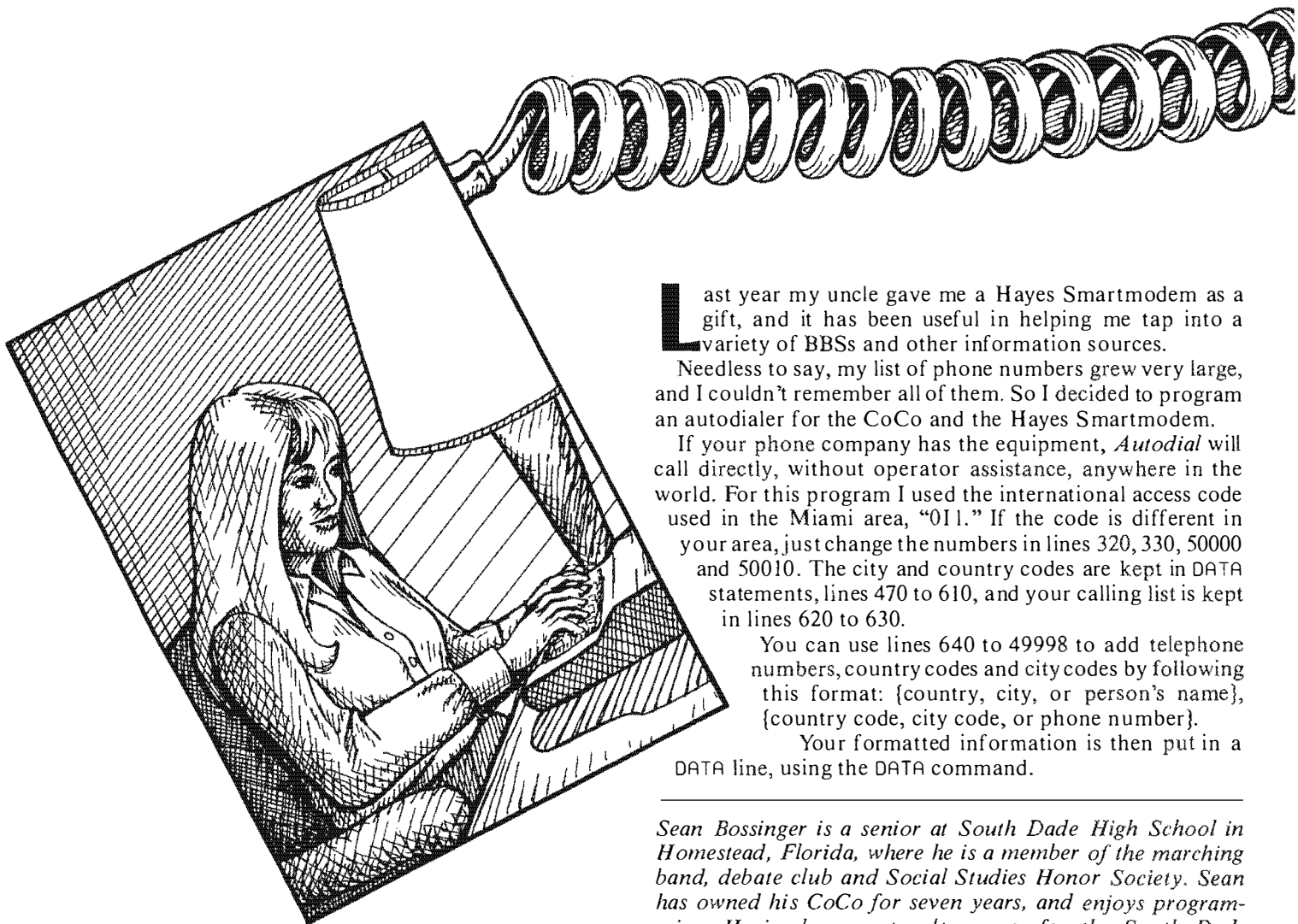
The *Seal of Certification* program is open to all manufacturers of products for the Tandy Color Computer, regardless of whether they advertise in THE RAINBOW.

By awarding a *Seal*, the magazine certifies the product does *exist* — that we have examined it and have a sample copy — but this *does not* constitute any guarantee of satisfaction. As soon as possible, these hardware or software items will be forwarded to THE RAINBOW reviewers for evaluation.

— Judi Hutchinson

Autodial Reaches Out Across the Miles

By Sean Bossinger



Last year my uncle gave me a Hayes Smartmodem as a gift, and it has been useful in helping me tap into a variety of BBSs and other information sources.

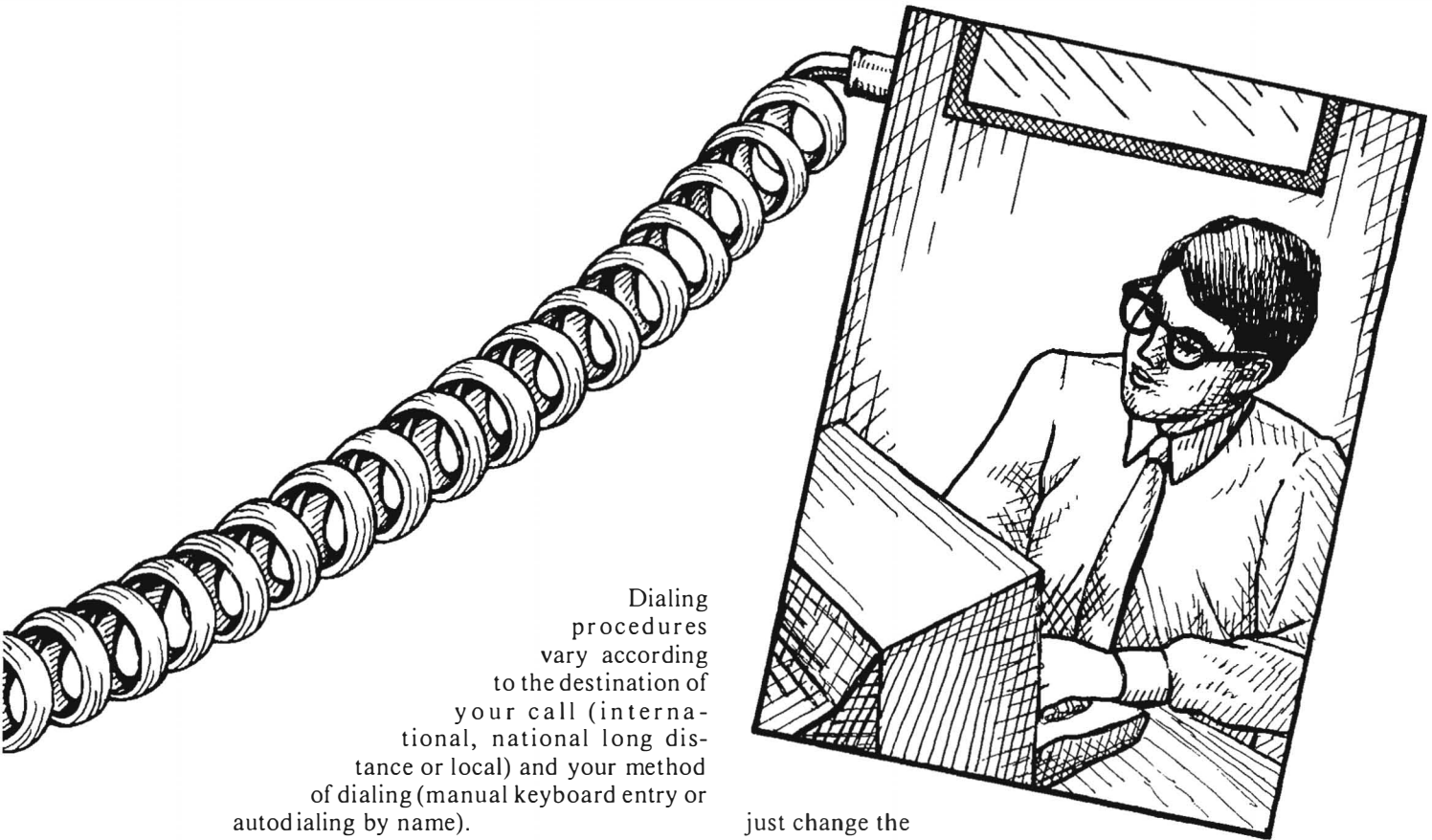
Needless to say, my list of phone numbers grew very large, and I couldn't remember all of them. So I decided to program an autodialer for the CoCo and the Hayes Smartmodem.

If your phone company has the equipment, *Autodial* will call directly, without operator assistance, anywhere in the world. For this program I used the international access code used in the Miami area, "011." If the code is different in your area, just change the numbers in lines 320, 330, 50000 and 50010. The city and country codes are kept in DATA statements, lines 470 to 610, and your calling list is kept in lines 620 to 630.

You can use lines 640 to 49998 to add telephone numbers, country codes and city codes by following this format: {country, city, or person's name}, {country code, city code, or phone number}.

Your formatted information is then put in a DATA line, using the DATA command.

Sean Bossinger is a senior at South Dade High School in Homestead, Florida, where he is a member of the marching band, debate club and Social Studies Honor Society. Sean has owned his CoCo for seven years, and enjoys programming. He is also secretary/treasurer for the South Dade Computer Club.



Dialing procedures vary according to the destination of your call (international, national long distance or local) and your method of dialing (manual keyboard entry or autodialing by name).

Dialing an international number is accomplished by entering the name of the country, the name of the city (type NONE if no code is needed) and the telephone number. If the code or name of a city or country is not on the list, call the operator to obtain it and add it to the list, making sure that you save the program again.

To dial a long-distance number within the United States or Canada, use manual keyboard entry or autodial by name. For manual entry, enter the area code and the telephone number. To autodial, type party name and press ENTER.

To place a local call manually, enter the telephone number. To autodial, enter the name of the party.

The parts of the program controlling modem dialing are in the lines where you see ATDT. If you want to change to pulse (rotary) dialing, change all ATDTs to ATDPs.

This program is designed to dial using a Hayes compatible autodial modem connected to the serial port on the rear of the CoCo. If you have a modem that is not Hayes compatible,

just change the dialing code to suit your modem.

There is a timer routine in lines 340 to 410 that calculates how long you have been on the phone. After the modem finishes dialing, you will be prompted to pick up the handset and press ENTER. This will disconnect the modem and start the timer. Press any key to stop the timer and show how many minutes you have been on the phone.

The codes to run the RS-232 port in modem format rather than printer format were taken from Gary Davis' program found in the June 1984 issue of THE RAINBOW (Page 176). The codes disable the printer until you turn the machine off to reset the parameters (normal operating memory, no change).

If the name you entered for autodial by name is not found, you will be returned to the local, long-distance menu.

(Questions about this article may be addressed to the author at 16220 S.W. 282 St., Homestead, FL 33033. Please enclose an SASE when requesting a reply.) □

Line	Description	Line	Description
10-90	Call modem setup, title pages and identifying REMs.	50020	GOTO timer routine.
100	Go to instruction screens if requested.	60000-60070	Local, U.S. and Canada long-distance dialing.
110-120	Main menu.	60080	Menu for manual or autodial for local calling.
130-330	International dialing section.	60090-60100	Manual entry for local dialing.
340-410	Timer routine.	60110	Beginning of long-distance section.
420	Asks for another number.	60120	Manual or autodial for long-distance calling.
430-460	Pokes printer port to enable modem attachment.	60140-60160	Manual entry for long-distance calling.
470-610	City names and codes, and country names and codes.	60170-60370	Instruction routine.
620-49999	Space for phone numbers, cities and countries.	60380-60440	Local, U.S. and Canada dial by name section.
50000-50010	Dial country without city codes.		

✓	160154	610204
	33539	6010094
	480156	60182135
	52053	6019165
	5807	END201

The listing: AUTODIAL

```

10 CLEAR 10000:GOSUB 430:REM AUT
ODIALER FOR THE COCO
15 REM SEAN M. BOSSINGER
20 REM 16220 SW 282 ST
30 REM HOMESTEAD, FLORIDA 33033
40 CLS(4)
50 PRINT"      WELCOME TO THE AUTO
DIALER"
60 PRINT"    FOR LOCAL, AND LONG D
ISTANCE"
70 PRINT"      BY SEAN BOSSINGER
."
80 PRINT"    USING THE HAYES SMAR
TMODEM."
90 FOR X=1 TO 3000:NEXT X:CLS
100 INPUT"INSTRUCTIONS?(Y/N)":";A
$:IF A$="Y" THEN GOSUB 60170
110 FORX=1 TO 200:NEXT X:CLS:PRI
NT"ENTER":":PRINT"1) FOR INTERNAT
IONAL":PRINT"2) FOR LOCAL AND NA
TIONAL.":INPUT"1 OR 2 PLEASE":";A
:IF A =1 OR A=2 THEN 120 ELSE 11
0
120 ON A GOTO 130,60000
125 REM BEGIN INTERNATIONAL
      AUTODIAL HERE
130 RESTORE
140 INPUT"ENTER THE COUNTRY NAME
":";CN$
150 READ A$,B:IF A$=CN$ THEN 190
      ELSE 160
160 IF A$="END" THEN 180
170 GOTO 150
180 PRINT"TRY AGAIN, COUNTRY NOT
FOUND":GOTO 130
190 PRINT"COUNTRY CODE IS":";B
200 CC=B
210 INPUT"ENTER THE CITY NAME":";
CN$
220 IF CN$="NONE" THEN 230 ELSE
250
230 INPUT"ENTER THE CITY CODE":";C
C(1):IF CC(1)=0 THEN 310
240 GOTO 310
250 RESTORE
260 READ A$,B:IF A$=CN$ THEN 300
      ELSE 270

```

```

270 IF A$="END" THEN 290
280 GOTO 260
290 PRINT"NO CITY BY THAT NAME F
OUND":GOTO 210
300 CC(1)=B
310 INPUT"ENTER THE PARTY NUMBER
";PN$:IF CC(1)=0 THEN 50000
320 PRINT"DIALING 011";CC;"-";CC
(1);PN$
330 PRINT#-2,"ATDT011";CC;" ";CC
(1);PN$
335 REM TIMER ROUTINE
340 PRINT"HIT <ENTER> TO START T
IMER, AND TO DISCONNECT MODEM"
350 INPUT A$
360 PRINT#-2," "
370 S=0:M=0:CLS
380 FOR X=1 TO 456:NEXT X:S=S+1
390 PRINT@0,S;":SECONDS"
400 A$=INKEY$:IF A$="" THEN 380
      ELSE 410
410 CLS:PRINT"TOTAL TIME ON PHON
E WAS:":":PRINTUSING"##.##";S/60:
PRINT"MINUTES."
420 INPUT"ANOTHER NUMBER(Y/N)":";A
$:IF A$="Y" THEN 110 ELSE IF A$=
"N" THEN END ELSE 420
425 REM SET UP MODEM FOR DIALING
430 REM SETUP THE MODEM PORT
440 W=65314:X=W+1
450 POKE 149,0:POKE 150,180:POKE
X,48:POKE W,249:POKE X,52:POKE
W,0:PRINT#-2,"ATS11=40"
460 RETURN
465 REM CITY AND COUNTRY CODES
470 DATA ALGERIA,213,AMERICAN SA
MOA,684,ANDORRA,33,ALL,078,ARGEN
TINA,54,BUENOS AIRES,1,CORDOBA,5
1,ATLANTIC OCEAN,871,AUSTRALIA,
61,MELBOURNE,3,SYDNEY,2
480 DATA AUSTRIA,43,INNSBRUCK,52
22,VIENNA,222,BAHRAIN,973,BELGIU
M,32,ANTWERP,3,BRUSSELS,2,GHENT,
91,BELIZE,501,BOLIVIA,591,LA PAZ
,2,SANTA CRUZ,33,BRAZIL,55,BRASI
LIA,61,RIO DE JANEIRO,21,SAO PAU
LO,11
490 DATA CAMEROON,237,CHILE,56,S
ANTIAGO,2,VALPARAISO,31,COLUMBIA
,57,CALI,3,COSTA RICA,506,CYPRUS
,357,NICOSIA,21,CZECHOSLOVAKIA,4
2,DENMARK,45,AALBORG,8,COPENHAGE
N,1,ECUADOR,593,CUENCA,4,QUITO,2
,EGYPT,20
500 DATA EL SALVADOR,503,ETHIOPI
A,251,FIJI,679,FINLAND,358,HELSE

```

NKI, 0, FRANCE, 33, BORDEAUX, 56, MARS
 EILLE, 91, NICE, 93, PARIS, 1, FRENCH
 ANTILLES, 596, FRENCH POLYNESIA, 68
 9, GABON, 241, EAST GERMANY, 37
 510 DATA WEST GERMANY, 49, STUTTGA
 RT, 711, BERLIN, 30, FRANKFURT, 611, M
 UNICH, 89, SCHWEINFURT, 9721, GREECE
 , 30, ATHENS, 1, RHODES, 241, GUAM, 671
 , GUANTANAMO BAY, 53, GUATEMALA, 502
 , GUATEMALA CITY, 2, GUYANA, 592, GEO
 RGETOWN, 02, HAITI, 509, PORT AU PRI
 NCE, 1
 520 DATA HONDURAS, 504, HONG KONG,
 852, KOWLOON, 3, HUNGARY, 36, ICELAND
 , 354, AKUREYRI, 6, HAFNARFIJOROUR, 1
 , INDIA, 91, INDONESIA, 62, JAKARTA, 2
 1, IRAN, 98, TEHERAN, 21, IRAQ, 964, BA
 GHAD, 1, IRELAND, 353, DUBLIN, 1, GAL
 WAY, 91, ISRAEL, 972, HAIFA, 4, JERUSA
 LEM, 2, TEL AVIV, 3, ITALY, 39
 530 DATA FLORENCE, 55, NAPLES, 81, R
 OME, 6, VENICE, 41, IVORY COAST, 225,
 JAPAN, 81, HIROSHIMA, 822, TOKYO, 3, Y
 OKOHAMA, 45, JORDAN, 962, KENYA, 254,
 REPUBLIC OF KOREA, 82, PUSAN, 72, SE
 OUL, 2, KUWAIT, 965, LIBERIA, 231, LIB
 YA, 218, TRIPOLI, 21
 540 DATA LIECHTENSTEIN, 41, ALL CI
 TIES, 75, LUXEMBOURG, 352, MALAWI, 26
 5, MALAYSIA, 60, KUALA LUMPUR, 3, MEX
 ICO, 52, MEXICO CITY, 5, TIJUANA, 668
 , MONACO, 33, ALL CITIES, 93, MOROCCO
 , 212
 550 DATA NAMIBIA, 264, NETHERLANDS
 , 31, AMSTERDAM, 20, THE HAGUE, 70, NE
 THERLAND ANTILLIES, 599, ARUBA, 8, N
 EW CALEDONIA, 687, NEW ZEALAND, 64,
 AUCKLAND, 9, WELLINGTON, 4, NICARAGU
 A, 505, MANAGUA, 2, NIGERIA, 234, LAGO
 S, 1, NORWAY, 47, BERGEN, 5, OSLO, 2

560 DATA OMAN, 968, PACIFIC OCEAN,
 872, PAKISTAN, 92, PANAMA, 507, PAPUA
 NEW GUINEA, 675, PARAGUAY, 595, ASU
 NCION, 21, PERU, 51, AREQUIPA, 54, LIM
 A, 14, PHILIPPINES, 63, MANILA, 2
 570 DATA POLAND, 48, PORTUGAL, 351,
 LISBON, 1, QATAR, 974, ROMANIA, 40, BU
 CURESTI, 0, SAIPAN, 670, SAN MARINO,
 39, ALL POINTS, 541
 580 DATA SAUDI ARABIA, 966, RIYADH
 , 1, SENEGAL, 221, SINGAPORE, 65, SOUT
 H AFRICA, 27, CAPE TOWN, 21, JOHANNE
 SBURG, 11, PRETORIA, 12, SPAIN, 34, BA
 RCELONA, 3, LAS PALMAS, 28, MADRID, 1
 , SEVILLE, 54, SRI LANKA, 94, KANDY, 8
 , SURINAME, 597, SWEDEN, 46, GOTEBOG
 , 31, STOCKHOLM, 8
 590 DATA SWITZERLAND, 41, BERNE, 31
 , GENEVA, 22, LUCERNE, 41, ZURICH, 1, T
 AIWAN, 886, TAINAN, 62, TAIPEI, 2, THA
 ILAND, 66, BANGKOK, 2, TUNISIA, 216, T
 UNIS, 1, TURKEY, 90, ISTANBUL, 11, IZM
 IR, 51, UNITED ARAB EMIRATES, 971, A
 BU DHABI, 2, AJMAN, 6, AL AIN, 3, AWEI
 R, 49, DUBAI, 4
 600 DATA FUJAIRAH, 91, RAS AL KHAI
 MAH, 7, SHARJAH, 6, UMM AL QUWAIN, 6,
 UNITED KINGDOM, 44, BELFAST, 232, CA
 RDIFF, 222, EDINBURGH, 31, GLASGOW, 4
 1, LIVERPOOL, 51, LONDON, 1, URUGUAY,
 598, CANELONES, 598, MERCEDES, 532, M
 ONTEVIDEO, 2
 610 DATA VATICAN CITY, 39, ALL CIT
 IES, 6, VENEZUELA, 58, CARACAS, 2, MAR
 ACAIBO, 61, YEMEN, 967, YUGOSLAVIA, 3
 8, BELGRADE, 11
 620 REM TELEPHONE DIRECTORY
 BEGINS HERE!
 630 DATA MCI, 3728501, DOWPHONE, 18
 002220248, RAINBOW, 15022284492, EN

LOTZALUK IS HERE!

LOTZALUK, machine language program for COCO 1, 2, & 3. Studies history of LOFTO game as a handicapper studies horses. Arizona 6/39, California 6/49, Iowa 6/36, Missouri 6/39, New York 6/40, New York 6/48, Oregon 6/42, Tri-State (Maine, New Hampshire, & Vermont) 6/36, & Washington State 6/44 available. Others to follow. Requires 64K. Specify game desired with order.

William G. Brigance, Sr.
 1001 Fairweather Drive
 Sacramento, CA 95833
 (916) 927-6062



~~\$39.95~~
 On Disk!
 \$29.95

Introductory Price

California residents add 6% sales tax

```

D,Ø
49999 REM DIAL NUMBER WITHOUT
      CITY CODE
5ØØØØ PRINT"DIALING Ø11 ";CC;" "
;PN$
5ØØ1Ø PRINT#-2,"ATDT Ø11";CC;" "
;PN$
5ØØ2Ø GOTO 34Ø
59999 REM LOCAL, U.S., AND
      CANADIAN DIALING
6ØØØØ CLS
6ØØ1Ø PRINT"ENTER:"
6ØØ2Ø PRINT"1) FOR LOCAL NUMBERS
"
6ØØ3Ø PRINT"2) FOR NATIONAL LONG
      DISTANCE"
6ØØ4Ø INPUT"1 OR 2 ONLY PLEASE:"
;A
6ØØ5Ø IF A=1 OR A=2 THEN 6ØØ7Ø E
LSE 6ØØ6Ø
6ØØ6Ø GOTO 6ØØ1Ø
6ØØ7Ø ON A GOTO 6ØØ8Ø,6Ø11Ø
6ØØ75 REM MENU FOR LOCAL DIALING
6ØØ8Ø CLS:PRINT"1>MANUAL ENTER O
R 2>AUTO DIAL";:INPUT A:IF A=1 T
HEN 6ØØ9Ø ELSE 6Ø38Ø
6ØØ9Ø INPUT"ENTER THE NUMBER TO
DIAL";A$
6Ø1ØØ PRINT"DIALING ";A$:PRINT#-
2,"ATDT ";A$:GOTO 34Ø
6Ø11Ø CLS
6Ø12Ø INPUT"1>MANUAL DIAL OR 2>A
UTO DIAL";A
6Ø13Ø IF A=1 THEN 6Ø14Ø ELSE 6Ø3
8Ø
6Ø14Ø INPUT"ENTER THE AREA CODE"
;AC$:INPUT"ENTER THE TELEHONE NU
MBER";TN$
6Ø15Ø PRINT"DIALING ";AC$;"+";TN
$
6Ø16Ø PRINT#-2,"ATDT1 ";AC$+TN$:
GOTO 34Ø
6Ø165 REM INSTRUCTION SCREENS
6Ø17Ø PRINT"INSTRUCTIONS FOR AUT
ODIAL***"
6Ø18Ø PRINT"INTERNATIONAL CALLIN
G:"
6Ø181 PRINT"HIT <1>, <ENTER> AT
THE FIRST PROMPT, FOLLOWED BY
COUNTRY NAME, FOLLOWED BY CI
TY NAME (IF APPLICABLE), FOL
LOWED BY TELEPHONE NUMBER"
6Ø182 PRINT"IF NO CITY CODE IS N
EEDED, THEN TYPE 'NONE' AT THE C
ITY NAME PROMPT, FOLLOWED BY

```


```

Ø AT THE CITY CODE PROMPT, IF
AN ALL CITY CODE IS NEEDED,
FOLLOW THE ABOVE INSTRUCTIONS,
EXCEPT, AT THE CITY CODE PROMPT
, ENTER THEALL POINT CODE.":
6Ø183 INPUT"PRESS <ENTER> TO CON
TINUE";A$:CLS
6Ø184 PRINT"FOR LOCAL CALLING:"
6Ø185 PRINT"ENTER <2> AT THE FIR
ST PROMPT FOLLOWED BY <1> AT T
HE NEXT MENU."
6Ø186 PRINT"FOR DIAL BY NAME ENT
ER <2> AND THEN WHEN THE COMPUT
ER ASKS FOR IT, ENTER THE PA
RTY NAME."
6Ø187 PRINT"FOR MANUAL KEYBOARD
ENTRY, ENTER <1> AND WHEN T
HE COMPUTER ASKS FOR IT, ENTER
THE PARTY NAME."
6Ø188 INPUT"<ENTER> TO CONTINUE"
;A$:CLS
6Ø189 PRINT"U.S. AND CANADIAN DI
ALING"
6Ø19Ø PRINT"ENTER <2> AT THE FIR
ST MENU, FOLLOWED BY <2> AT T
HE SECOND MENU."
6Ø191 PRINT"FOR MANUAL DIALING,
ENTER <1> AND WHEN THE COMPUTE
R ASKS FOR THEM, ENTER THE AREA
CODE, AND THE TELEPHONE NUMBER
"
6Ø192 PRINT"FOR AUTO-DIAL BY NAM
E, ENTER <2>AT THE MENU, THEN WH
EN THE COMPUTER ASKS FOR IT
, ENTER THE PARTY NAME":INPU
T"<ENTER> TO START PROGRAM";A$:C
LS:RETURN
6Ø375 REM LOCAL, U.S. AND CANADA
      DIALING BY NAME
6Ø38Ø CLS:INPUT"ENTER THE NAME O
F THE PARTY:";NP$
6Ø39Ø RESTORE
6Ø4ØØ READ A$,B$:IF A$=NP$ THEN
6Ø44Ø ELSE 6Ø41Ø
6Ø41Ø IF A$="END" THEN 6Ø42Ø ELS
E 6Ø43Ø
6Ø42Ø PRINT"ENTRY NOT FOUND":FOR
X=1 TO 1ØØØ:NEXT X:CLS:PRINT"RE
TURNING TO LOCAL, LONG DISTANCEME
NU.":FORX=1TO1ØØØ:NEXT X:CLS:GOT
O6ØØØØ
6Ø43Ø GOTO 6Ø4ØØ
6Ø44Ø CLS:PRINT"DIALING ";A$:PRI
NT#-2,"ATDT ";B$:GOTO 34Ø

```

The Best Money Can Buy . . .

HDS Floppy Drive Controller Board



Features*

- Gold Plated Edge Cards
- Dual Selectable ROM Sockets
- Compatible with COCO I & II
- 120 Day Warranty
- Double and Single Density

Reduce your I/O errors with the Hard Drive Specialist Floppy Drive Controller for the Color Computer. Gold edge card connectors, advanced design, and the absence of potentiometers make it the best available. Our newest version controller allows the use of either (two 24 pin ROMs), or (one 24 pin and one 28 pin ROM). Using this board with the standard Radio Shack ROM gives you 100% compatibility with all Radio Shack software.

- Completed and Tested Board with Radio Shack ROM \$99.**
(Includes Case, and DOS Instructions)
- Completed and Tested Board without ROM . . . \$79.**
(Includes Case)
- Bare Board with Instruction manual \$30.**
- Parts Kit For Bare Board without ROM \$30.**
- Radio Shack ROM (current version) \$20.**
- Radio Shack ROM 1.0 \$40.**

Ordering Information:

Use our WATS line to place your order via Visa, MasterCard, or Wire Transfer. Or mail your payment directly to us. Any non-certified funds will be held until proper clearance is made. COD orders are accepted as well as purchase orders from government agencies. Most items are shipped off the shelf with the exception of hard drive products that are custom built. UPS ground is our standard means of shipping unless otherwise specified. Shipping costs are available upon request.

DOUBLE SIDED!

Drive 0 Complete \$199.
 Drive 1 Complete \$129.
 Drive 0 & 1 Dual Drive \$319.

HARD DRIVE SPECIALIST

1-713-480-6000
Order Line 1-800-231-6671
16208 Hickory Knoll
Houston, Texas 77059

Computers in School Management

By Michael Plog, Ph.D.
Rainbow Contributing Editor

The economic fortunes of schools can show great variance over just a few years. Not long ago, schools were hot political topics, with educational reform a prominent news item. Money was used to support educational reform, and schools had additional dollars to spend on such things as computers and curriculum.

Lately, other topics have replaced educational issues in the public interest. With a general decline in the prosperity of this country, schools suffer along with other institutions. There is simply not enough money to do all the things that need to be done in schools; some things will have to be eliminated.

Management of expanding resources is not seen as much of a problem for school personnel. There are things to purchase that have been deferred from past years. Extra teachers can always be used, as well as additional aides, office clerical staff, and even central office professional positions. With expanding resources, a worthy use for money is always found.

The opposite position, that of declining resources for schools, is another matter entirely. When it comes time to eliminate programs or people, all things are important. Elimination choices are

Michael Plog received his doctorate degree from the University of Illinois. He has taught social studies in high school, worked in the central office of a school district and is currently employed at the Illinois State Board of Education.

difficult to make, and usually involve heated debates among school personnel and interested citizens. One important topic for current educational leaders should be the proper management of declining resources.

As an educational tool, the micro-computer can play several roles in management of decline for public schools. Three such roles will be discussed here; there are certainly other worthwhile uses for the computer in the difficult task of management of declining resources, but time and space prevent a full examination.

First, computers can be used to help humans make difficult decisions. I do not mean that any decision itself should be left to the computer. After all, computers are logical, not reasonable, and cannot actually make an important decision affecting the lives of humans. Computers can, however, be used to provide their human masters with adequate information about alternatives.

One example of this use is discussions of budget alternatives. A spreadsheet is a powerful tool for development of alternatives in spending patterns. Different spending patterns (percentages of budget spent on faculty, support staff, administrative staff, materials, etc.) can be examined quickly and accurately. Nasty surprises around the middle of the year can be avoided. Least attractive spending patterns (and reduction plans) can be identified quickly and rejected from further consideration.

The spreadsheet is not the only use of the computer for discussions of budget

alternatives. Graphic presentations of alternatives can be provided with relative ease using the computer. Graphic presentations are something that is easily understood by educational decision makers (such as school boards) and the general public.

Computers can do more than help humans make decisions. A second use of computers for management of declining resources is actual day-to-day operations. In many ways, the operation of a school is like a business. The product of a school is service to children and the larger community, but many activities are exactly the same in a school as in a business environment. People must be hired, given assignments, and supervised. Products must be purchased, moved to appropriate locations, and used to fulfill a specified purpose. Even extremely small businesses have computers today, and most school districts use machines to assist in day-to-day operations.

One physical product of schools is paper. Now, as every computer hobbyist knows, computers do not reduce paper work. In fact, the computer increases the volume of paper used in any operation. The advantage of the computer is in reducing the time spent on paperwork, and a reduction of the people needed for management of paper. Thus, computers can reduce the clerical time needed for handling forms, filing records, preparing reports, and a host of paper moving operations that are common to schools today. Records of demographic characteristics of chil-

dren attending just one school is a massive reporting task, and one required by most funding sources, including the federal and state governments. By maintaining such records on the computer, the paper produced is still massive, but the human work involved decreases dramatically.

Computers can also reduce the time teachers spend on non-teaching activities. All educational institutions require non-teaching activities of their faculty, including taking attendance, lunch counts, gathering information about individual students for special consideration, etc. Reducing time of faculty spent on non-teaching activities can also reduce the number of faculty needed. This is an unpleasant consideration — no one wants to reduce the number of teachers in schools. The inescapable difficulty is that in times of diminishing resources, personnel will have to be reduced.

The third use of the computer in times of decreasing resources takes place in the classroom. This is probably the most exciting use for educators because it relates directly to classrooms and students, instead of to business offices and other ancillary functions of schools.

During times of expanding resources, schools will buy computers. With more money available, it is reasonable to expect that additional units will be purchased. During times of decreasing resources, most schools will not be buying additional computers — available funds have to be used for higher priorities. Instead, the focus should be on better utilization of the current units in school buildings. The challenge for educators is to determine how to get more out of existing machines.


It is not too difficult to predict that in times of decreasing resources, schools will still be purchasing software for classroom computers. The type of software purchased may tend to be programs that will free teacher time, allowing a single teacher to deal with a greater number of students. Thus, we might expect more Computer Assisted Instruction (CAI) software sales during these times. We might also expect students to be spending more small group time at the machine, and less direct involvement with the teacher.

If software developers notice a need, we might also expect more innovative software on the market — requiring more interaction between student and

machine than between student and teacher. It is entirely reasonable to expect that a student will spend less time with a teacher and more time with a machine.

This does not have to be a negative scenario. The time a child spends with a teacher is similar to the time a child spends with a parent. The amount of time is less important than what happens during that time. Structuring the learning experiences to include both human (teacher) and machine (computer) can be a positive feature for the education of a child. The crucial point is what is done with each set of experiences. In other words, the type of human interaction and the type of software become more important in this set of activities.

Americans have normally learned from adversity. Declining monetary resources for education is not a pleasant alternative, but it is a reality. It may be the case that this adversity to modern educators provides a challenge that will benefit future students.

If you have any arguments, comments, or suggestions, please send them to me at 829 Evergreen, Chatham, IL 62629. 

TANDY COMPUTER DISCOUNTS

COLOR COMPUTERS

26-3127 64k color comp	89.95
26-3334 CoCo 3	170.00
26-3215 CM-8 color monitor	259.95

PRINTERS

26-2802 DMP 106	179.95
26-1277 DMP-430	580.00
26-1280 DMP-130	279.00
Complete line of Tandy (Daisy Wheel) print wheels	

MODEL 4 and MSDOS COMPUTERS

25-1050 Tandy 1000 EX	530.00
25-1052 Tandy 1000 SX	750.00
25-1053 TANDY 1000 HX	599.00
25-1600 TANDY 1000 TX	999.95
25-1023 CM-5 color monitor	249.95
25-1020 VM-4 Monochrome monitor	110.00

We Carry the Complete Line of Tandy Computer Products at Discount Prices

**CALL FOR A FREE PRICE LIST 800-257-5556
IN N.J. CALL 609-769-0551**

WOODSTOWN ELECTRONICS

Rt. 40 E. WOODSTOWN, N.J. 08098

SPEAK - EASY™

BY FAZER ELECTRONICS™

PRINT # -2. "HELLO."

THIS AMAZING SPEECH SYNTHESIZER PLUGS INTO THE PRINTER PORT AND SPEAKS WHAT YOU WOULD PRINT!

MORE FEATURES !!

- * SPECIFICALLY DESIGNED FOR THE RADIO SHACK COLOR COMPUTER
- * HAS INTERNAL AMPLIFIER
- * NO RAM NEEDED FOR DICTIONARY OR DRIVER PROGRAM
- * ATTRACTIVE CONSTRUCTION
- * INDEPENDENTLY POWERED
- * CAN BE USED WITH PC COMPATIBLES EQUIPPED WITH RS-232

BY FAR THE EASIEST SYNTHESIZER TO USE !

** ALL FOR ONLY \$149.00!
ORDER NOW BY PHONE VISA OR
OR MAIL CHECK TO: M/C

 FAZER ELECTRONICS, INC.

539 MCDANIEL MILL RD. 404-929-1657
CONYERS, GA. 30207-9998



A BBS That's SysOp-Friendly and Hacker-Hostile

By Michael Jorgenson

A friend of mine decided he wanted to start a local Color Computer BBS, because there were none in the Lorain, Ohio, area. So we tested several bulletin board programs, from the very simple to the complex.

We found that the simple programs lacked flexibility and appeal, and the complex ones were too hostile to work with, needing almost constant attention to keep from crashing.

Then I came up with the BBS challenge. A challenge it was indeed — for it was left to me to write, my friend helping out now and then with the online testing and suggestions.

Michael Jorgenson is an electrician living in Lorain, Ohio. He was introduced to programming by a CoCo Adventure game, which "kindled a thirst for knowledge that has become an obsession."

It was my goal to write a serial port bulletin board program that was SysOp-friendly, distinctly different, appealing, and complex enough to offer the user a wide variety of features that are normally available only on commercial boards or complicated systems.

Operating BBS-Board

This program was written to operate with *Remote 2*, a serial port driver by Dan Downard found in RAINBOW (November '83), and revised by Scott M. Taylor (November '85). If you prefer to use another driver, you'll need to edit a dozen or so lines — mainly data pokes.

BBS-Board will run on a 32K Color Computer with a single disk drive, but there will be little working room on the system disk for support files. The version provided is intended for two or more drives.

Only four program files are re-

quired with this bulletin board system: `BOOT.BAS`, `REMOTE2.SYS`, `BBS-BORD.SYS` and `SYSOP.EDT`. A text file generator program called `TEXT-GEN.EDT` is also included to create the optional support files: `STARTUP.SXT`, `NEW-MBR.SXT`, `MESSAGE.HLP` and any other files that the SysOp may wish to add to his BBS.

SysOp-friendly? You Can't Be Serious

Well, after trying quite a few of the other bulletin board programs, I like to think so. To start up a personalized *BBS-Board* station, all the SysOp needs to do is complete the following procedure:

1) The SysOp must have a master disk with the four system programs on it. Copy `BBS-BORD.SYS` and `SYSOP.EDT` to a blank, formatted disk, which will be called the online disk or the system disk.



2) Insert the online disk in Drive 0 and another formatted disk in Drive 1, then run SYSOP.EDT. Be sure to enter '1' at each of the four system log drive number prompts!

3) Enter the appropriate menu command to create the four system logs that are required for operation: USERLOG.SYS, MESSLOG.SYS, ACTSLOG.SYS and EXITLOG.SYS. Each will be initialized on Drive 1.

4) Select Option 11 on the menu to set up your SysOp access file as User No. 1. Enter your name (16 letters max), initials (3 letters max) and password (6 characters max). Your privilege flag is automatically set to 'A.' Take option "Return to BASIC" when finished.

5) Run TEXTGEN.EDT to create the startup for new members and "Leave Messages" help/support files listed above. If you do not want to use these three optional files at this time, load BBS-BORD.SYS and insert a REM marker in lines 130, 530 and 1615. Add the following to the program: Line 531 GOTO 505 and Line 1616 GOTO 215.

6) You should now have three disks: a master disk with four program files, an online disk with two to five files and the system logs disk with four files on it. BBS-Board should now be ready to run!

7) Use your master disk to boot the system — type RUN "BOOT". At the first prompt, remove your master disk and insert the online disk in Drive 0 and the system logs disk in Drive 1. Follow the prompts to tailor the operating parameters to suit your needs.

Note: BBS-Board has been written to accept *only* lowercase commands! This also applies to your keyboard, as well. It would be advisable to echo the output in uppercase, but that is a matter of preference. The choice of cursor color is for your benefit; a user should never see it at all.

8) Finally, it would be a good idea to make backup copies of all three system disks now, before it's too late.

The Remote SysOp Access Feature

The SysOp can call the BBS from a remote computer and gain complete access to the running system. This is accomplished through a backdoor password and a special input command in the main menu board. When the SysOp enters a 'Z' at the main board, a secret password prompt will appear (enter carefully). This password can be numbers and/or letters of any length.

If the password is correct, the SysOp program SYSOP.EDT will run, and all input will be changed to lowercase/uppercase as received. The SysOp will then have complete control over all file information. Choosing Option 12 on the SysOp program menu will return the system to running status when the SysOp is finished. All the SysOp needs to do is reset the date, caller number and actslog number for the next user.

The SysOp must edit Line 995 of the BBS-BORD.SYS program to include his name, initials and backdoor

password where indicated before this feature will operate.

Warning: Do not direct the output to the printer while using this feature! Your modem will probably be plugged into the serial port.

Command Structure and Features

The BBS-Board system includes a main or central command board, seven user-accessible sub-boards, a sign-off board and six supporting features. A SysOp Chat routine can be called by the SysOp from any of the system's eight boards by entering an uppercase 'X'.

When running, the program will post an abbreviated list of commands for each of the eight system boards. Any entry not listed will display the Menu Help for that board, giving a short description for each command letter. With exception to the "Leave Messages" board, which will input support file MESSAGE.HLP, an entry of 'h' will also activate this Menu Help display.'G'

Main Board Input Commands
(excludes 'Z' and 'X' for SysOp)

a	=	art/graphics board	n	=	username relog on
b	=	bulletin message board	p	=	page system operator
d	=	download program files	r	=	read message board
g	=	goodbye/sign off BBS	t	=	textfiles to review
h	=	help/main menu board	u	=	user access options
l	=	leave messages board	x	=	date and time remaining

Sub-board Input Commands

c	=	change a logon password	1
d	=	download program files	3
e	=	display system tracer file	1
e	=	E-mail check for messages	1
e	=	E-mail message to member	2
g	=	goodbye/sign off BBS	0
h	=	help/menu for that board	0
k	=	kill an E-mail message letter	2
l	=	leave a system message letter	2
r	=	read or review	2
s	=	scan for what is needed	0/1
v	=	view art-graphics files (8 bits)	0
x	=	return to main board	1
			0

Privilege Flag Required

Table 1

for "Goodbye/ Sign-off" and 'X' for "Return to the Main Board" have been included in the operational command set for each system sub-board.

In most cases, a user's privilege flag must equal or exceed the value required to access a sub-board feature: A = 3, B = 2, C = 1. Any guest who does not log on receives no privilege flag, but will still be able to use this system, though limited considerably.

Table I gives a list of commands and other features.

Support File Structure and Extension Code

Unless otherwise amended by the SysOp, this system will expect to find all of its support files — whether Help, Text, Graphics, Bulletin Boards, or Downloads — on Drive 0. This is accomplished through DSKI#; the sub-boards which require its use will search for their program files by extension classification. This three-letter extension code uses the first letter of an extension to determine the file category: Bulletin, Text or Download. The last two letters are used to place the file in its appropriate sub-board.

Bulletin board files: last two letters of extension = BD. First letter categories are: B = "Bargains," C = "CoCo-Luv," N = "BBS News" and all others = "Whatever."

Download program files: last two letters of extension = DL. First letter categories are: G = "a Game," U = "Utility" and all others = "General."

Graphic art files: last two letters of extension = RT. The only category available is A and the files extension must be ART. All graphic art files must be 16 lines in length, a full screen.

Text program files: last two letters of extension = XT. First letter categories are: C = "Computer," S = "Support" and all others = "General."

BBS-Board System Logfiles

The four system logs required for operation can easily be accessed and maintained through the SYSOP.EDT program. Each is a direct access file capable of storing from 100 to 300 records, depending on the log. The Actslog will start over again when full, while the others will refuse further input requests. If such is the case, a "Log-full," entry condition message will be given. The limit for all message input is seven lines — 224 characters.

General Information

The access time control of the system is somewhat accurate at best, but it's far better than nothing at all. I considered using a binary clock routine, but I decided it was more trouble than it was worth.

I also wanted my program to accurately account for the user's access time and actions by completely eliminating the need for line input through the use of an INKEY\$ subroutine. But here I failed, due, in part, to the slowness of ASCII and BASIC itself. I had to rewrite the "Leave Message" routine to line input. This is the only part of the system

that an inconsiderate user can hang up! It seems that by the time an INKEY\$ command is processed, it's often too late to catch all of the next character sent. Single input response commands work just fine, however.

When an INKEY\$ response is required in my program, it jumps to a subroutine which keeps track of elapsed and user access time in seconds. If a user disconnects, or a key hasn't been pressed in a predetermined amount of time, the system goes to sign-off. It will then reset in minutes for the next caller if no response is given. In the latter case, if a single input command was required, a warning message would have been displayed.

I'm sorry to say that I do not have a program for graphic generation to offer, but the GRAFMESS file from *Rain-bord*, written by Dr. Lane Lester for RAINBOW (November '83), can be used for this purpose.

The motoron/motoroff routine in the BBS-BORD.SYS program will require a small hardware project on the part of the SysOp before this feature can be of any use. The cassette cable motor jack must be connected to a phone answering switch or similar device. This can also be done by splicing the line, but the motoron/motoroff procedure will have to be reversed. When working, this routine will effectively cut off the caller after sign-off by interrupting the phone line.

(Question about this program may be directed to the author at 749 Tower Blvd., Lorain, OH 44052. Please enclose an SASE for a response.) □

Editor's Note: REMOTE2.SYS appeared on Page 106 of the November 1985 issue of THE RAINBOW. BBS-BORD requires this file for operation. In the interest of conserving space, we are not reprinting that assembly listing here. You should refer to that issue if you wish to type in and assemble REMOTE2. Alternatively, the file will appear on this month's RAINBOW ON TAPE and RAINBOW ON DISK. To transfer the file from tape to disk, first CLOADM the file. Then type SAVEM"REMOTE2/SYS", &H7D00, &H7EF6, &H7D32 and ENTER.

Listing 1: BOOT.BAS

```

10 '-----
15 ' bbs-board system
20 ' preload bootfile
25 '-----
30 PCLEAR1:CLS
35 PRINT@33,"** BBS-BORD BULLETI
N SYSTEM **"
40 CLEAR 512,&H7D00
45 LOADM "REMOTE2/SYS":EXEC
50 PRINT@33,"** BY: MIKE JORGEN
SON 1986 **":FORX=1TO750:NEXT
55 PRINT@33,"** BBS-BORD PRELOA
D SETUP **":PRINT:PRINT
60 LINEINPUT" DISABLE BREAK:
<Y/N> ? ";QS
65 IF QS<>"N"THEN75
70 POKE &H7D00,0

```

```

75 LINEINPUT" CORNER DISPLAY:
<Y/N> ? ";QS
80 IF QS<>"N"THEN90
85 POKE &H7D01,0
90 LINEINPUT" LINEFEEDS / CR:
<Y/N> ? ";QS
95 IF QS<>"N"THEN105
100 POKE &H7D02,0
105 LINEINPUT" LOWERCASE INPUT:
<Y/N> ? ";QS
110 IF QS<>"Y"THEN120
115 POKE &H7D04,2
120 LINEINPUT" UPPERCASE OUTPUT:
<Y/N> ? ";QS
125 IF QS<>"Y"THEN135
130 POKE &H7D05,1
135 LINEINPUT" SCROLL TOP LINE:
<Y/N> ? ";QS
140 IF QS<>"Y"THEN150
145 POKE &H7D08,32

```

```

150 PRINT:PRINT" CURSOR COLOR:
<ENTER=YELLOW>"
155 PRINT:PRINT" 1. YELLOW":PRI
NT" 2. GREEN <INVISIBLE>"
:PRINT" 3. DARK BLUE":PRINT" 4
. LIGHT BLUE":PRINT" 5. PURPLE"
:PRINT" 6. ORANGE":PRINT" 7. W
HITE":PRINT" 8. RED":PRINT:PRIN
T:PRINT:PRINT
160 QS=INKEY$:ON VAL(QS)GOTO205,
170,175,180,185,190,195,200
165 IFQS=CHR$(13)THEN205 ELSE160
170 POKE &H7D06,143:GOTO205
175 POKE &H7D06,175:GOTO205
180 POKE &H7D06,223:GOTO205
185 POKE &H7D06,239:GOTO205
190 POKE &H7D06,255:GOTO205
195 POKE &H7D06,207:GOTO205
200 POKE &H7D06,191
205 RUN "BBS-BORD/SYS"

```

100	208	635	107	1180	9
160	9	700	62	1215	130
225	61	750	207	1295	16
265	57	810	176	1365	224
360	14	870	24	1470	86
405	212	920	73	1535	224
470	202	985	200	1590	97
520	237	1050	34	1655	137
580	42	1120	106	END	15

Listing 2: BBS-BORD.SYS

```

10 ' -----
15 ' the bbs-board
20 ' communications
25 ' bulletin system
30 ' -----
35 CLEAR5000:PRINTCHR$(12)
40 DIM TX$(40),GR$(16):CLS
45 PRINT:PRINT" THE BBS-BORD BUL
LETIN SYSTEM":PRINT" PLEASE ENTE
R DATE: <MTH/DA/YR>":PRINT:LINEI
NPUT" ";DA$:PRINT
50 LINEINPUT" ACTSLOG DRIVE: <0
/3> ? ";AL$:IFAL$=""THENAL$=""
55 LINEINPUT" USERLOG DRIVE: <0
/3> ? ";UL$:IFUL$=""THENUL$=""
60 LINEINPUT" MESSLOG DRIVE: <0
/3> ? ";ML$:IFML$=""THENML$=""
65 LINEINPUT" EXITLOG DRIVE: <0
/3> ? ";EL$:IFEL$=""THENEL$=""
70 PRINT:LINEINPUT" START CALLER
NUMBER: ";CN$:CN=VAL(CN$):CN$=
"":IFCN>0THENCN=CN-1
75 LINEINPUT" START ACTLOG NUMBE
R: ";LA$:AL=VAL(LA$):LA$="":IFA
L>0THENAL=AL-1
80 ' -----
85 ' bbs startup routine
90 ' -----
95 LG$=" ":PRINT:PRINT" PLEASE I
NSERT THE ONLINE DISC.":PRINT" P
RESS ANY KEY WHEN READY ...";
100 IFINKEY$=""THEN100
105 PRINTCHR$(12):CLS:UN$="":PRI
NT:PRINT" THE BBS IS NOW ON ST
ANDBY!":SO=0:LM=0:LINEINPUT CM$
110 PRINTCHR$(12):CLS:FORX=1TO20
0:NEXT:FR$="":FLAG=0:CN=CN+1:AL=
AL+1:SC=450:CB=223:LP=0
115 ' -----
120 ' initial welcome text
125 ' -----
130 FX$="STARTUP/SXT":GOSUB1320
135 PRINT" <<< "DA$" >>>"
:PRINT:PRINT" YOU ARE CALL
ER NUMBER: ";CN:PRINT
140 PRINT" IF YOU'RE NOT A MEMBE
R, PLEASE":PRINT" ENTER <N> AT T
HE PROMPT BELOW!":PRINT:PRINT:PR
INT" BBS MEMBER: <Y/N> ?"
145 GOSUB1385:IFCM$=""THENPRINT
" YES":GOTO150 ELSEIFCM$=""THEN
PRINT" NO":GOTO150 ELSE145
150 PRINT:PRINT" DATA BITS: <7/
8=COLOR> ?"
155 GOSUB1385:BITS=VAL(CM$):IF B
ITS<7 OR BITS>8THEN155
160 PRINT BITS:PRINT:GOSUB1350:P
RINT" ===== USER LOGON =====
":PRINT:LP=1:TR=1
165 ' -----
170 ' user logon routine

```

```

175 ' -----
180 PRINT:PRINT" USER NUMBER: "
:;Q$="":POKE&H7D03,88:GOSUB1385:
POKE&H7D03,0:GOTO190
185 IFTR=4THEN1635 ELSE180
190 X=VAL(Q$):IFX<1 OR X>300THEN
TR=TR+1:GOTO185 ELSEPRINT:PRINT:
GOSUB960:GET #1,X:NL$=IN$:TR=1
195 PRINT" PASSWORD: ";;Q$="":P
OKE&H7D03,88:GOSUB1385:POKE&H7D0
3,0:PRINT:IFUN$=NL$THEN1635
200 IFQ$=PW$THENNA$=NM$:F$=FL$:P
RINT:PRINT:PRINT" HELLO, "NA$"<
"NL$">":GOTO205 ELSETR=TR+1:IFTR
=4THEN1635 ELSE195
205 PRINT" LAST LOGON DATE: "LU
$:LSET LU$=DA$:PUT #1,X:CLOSE #1
:LP=0:IFF$="A"THEN FLAG=3 ELSEIF
F$="B"THEN FLAG=2 ELSEIFLAG=1
210 C=1:PRINT:PRINT" CHECKING FO
R E-MAIL MESSAGES":PRINT" ONE M
OMENT PLEASE ...":GOSUB1085
215 CM$=NL$:GOSUB1465:TW=300:IF
FLAG=3THENTA=40 ELSEIF FLAG=2THE
NTA=30 ELSETA=20
220 PRINT:PRINT" TIME ALLOCATION
: ";TA:"MINUTES!":SC=TA*60
225 ' -----
230 ' main command menu
235 ' -----
240 SC=SC-6:PRINT:CB=239:GOSUB13
50:CB=223:PRINT" ===== MAIN
BOARD =====":PRINT:PRINT
245 PRINT" < A B D G H L N P R T
U X >":GOSUB1385:C=INSTR("hnxpb
rldtaugzx",CM$):PRINT" CM$:GOSU
B1465:IFC=14THENGOSUB985:GOTO240
ELSEON C GOTO250,270,290,325,35
0,430,505,610,695,780,870,1635,9
95
250 PRINT:GOSUB1360:PRINT"
MAIN MENU HELP":PRINT:PRINT
255 PRINT" A) RT / GRAPHICS BOAR
D":PRINT" B) ULLETIN MESSAGE BOA
RD":PRINT" D) OWNLOAD PROGRAM FI
LES":PRINT" G) OODBYE / SIGN OFF
BBS":PRINT" H) ELP / MAIN MENU
BOARD"
260 PRINT" L) EAVE MESSAGES BOAR
D":PRINT" N) AME LOGON / IF YOU
CAME":PRINT" ONBOARD AFTER ST
ARTUP":PRINT" P) AGE SYSTEM OPER
ATOR"
265 PRINT" R) EAD MESSAGES BOARD
":PRINT" T) EXT FILES TO REVIEW":
PRINT" U) SER ACCESS OPTIONS":P
RINT" X) DATE & TIME REMAINING":
SC=SC-15:GOTO240
270 UN$=NL$:GOSUB1480:FORX=1TO50
0:NEXT:GOTO110
275 ' -----

```

```

280 ' date & time routine
285 ' -----
290 TA=0:SS=SC:GOTO300
295 TA=TA+1:SS=SS-60
300 IF SS>59THEN295
305 TA$=STR$(TA):SS$=STR$(SS):PR
INT:PRINT:PRINT" "DA$" / T
IME:"TA$;SS$;SC=SC-2:GOTO240
310 ' -----
315 ' sysop page routine
320 ' -----
325 PRINT:PRINT:PRINT" OK, PAGIN
G SYSTEM OPERATOR ...":PRINT" ";
:FORX=1TO10:PRINT" / ";:SOUND110
,5:NEXT:PRINT
330 PRINT" !! THE SYSOP HAS BEEN
PAGED !!":SC=SC-6:GOTO240
335 ' -----
340 ' bulletin boards
345 ' -----
350 SC=SC-3:PRINT:PRINT" =
===== BULLETIN BOARD =====":P
RINT
355 PRINT:PRINT" < G H R S X >":
GOSUB1385:C=INSTR("hsrgqxx",CM$):
PRINT" CM$:GOSUB1465:IFC=6THENG
OSUB985:GOTO350 ELSEON C GOTO360
,375,405,1635,240
360 GOSUB1355:PRINT" BULLE
TIN SYSTEM HELP":PRINT:PRINT
365 PRINT" G) OODBYE / SIGN OFF"
:PRINT" H) ELP / THIS BOARD":PRI
NT" R) EAD BULLETIN NEWS":PRINT"
S) CAN TOPIC HEADERS":PRINT" X)
RETURN TO MAIN":PRINT
370 GOSUB1355:SC=SC-15:GOTO355
375 PRINT:DF=0:FORX=3TO11:DSKI$0
,17,X,A$,B$:A$=A$+LEFT$(B$,120):
FORK=0TO7:SB$=MID$(A$,K*32+1,8):
XT$=MID$(A$,K*32+9,3):Y=ASC(SB$)
:IFY=255THENK=7:X=11:GOTO395
380 IFY=0 OR RIGHT$(XT$,2)<>"BD"
THEN395 ELSEIFC<3THEN390
385 IFSB$<>FX$THEN395 ELSEFX$=FX
$+"/+XT$:GOSUB1320:GOTO350
390 DF=1:PRINT" "SB$" / "":;
D$=LEFT$(XT$,1):IFD$="C"THENPRIN
T"COCO-LUV"ELSEIFD$="B"THENPRIN
T"BARAINS"ELSEIFD$="N"THENPRIN
T" BBS-NEWS"ELSEPRINT"WHATEVER"
395 NEXTR,X:IFC=3THENGOSUB1295:G
OTO350 ELSEIFDF=1THEN350
400 PRINT" SORRY, "NA$:PRINT" N
O SYSTEM BULLETINS TO SCAN!":SC=
SC-5:GOTO350
405 PRINT:PRINT" OK, ENTER A BOA
RD OF CHOICE ?":PRINT" ";
410 GOSUB1330:IFL>8 OR L<3THENG
OSUB1290:GOTO350 ELSE375
415 ' -----
420 ' read message board
425 ' -----
430 SC=SC-3:PRINT:PRINT:PRINT" =
===== READ MESSAGES =====":P
RINT
435 PRINT:PRINT" < E G H K R S X
>":GOSUB1385:C=INSTR("hsrekqxx"
,CM$):PRINT" CM$:GOSUB1465:IFC=
8THENGOSUB985:GOTO430 ELSEON C G
OTO440,455,455,470,475,1635,240
440 GOSUB1355:PRINT" READ ME
SSAGE HELP FILE":PRINT:PRINT
445 PRINT" E) MAIL MESSAGE CHECK
":PRINT" G) OODBYE / SIGN OFF":P
RINT" H) ELP / THIS BOARD":PRINT
" K) ILL E-MAIL MESSAGES":PRINT"
R) EAD SYSTEM MESSAGES":PRINT"
S) CAN MESSAGE HEADERS":PRINT" X
) RETURN TO MAIN":PRINT
450 GOSUB1355:SC=SC-16:GOTO435

```

```

455 PRINT:PRINT" OK, AT WHAT NUM
BER WOULD YOU":PRINT" LIKE TO ST
ART: <1-300> ? ":LP=1
460 Q$="":GOSUB1385:PRINT:SM=VAL
(Q$):LP=0:IFC=2THENSC=SC-60 ELSE
SC=SC-90
465 GOSUB1085:GOTO430
470 IFFR$<>"THENGOSUB1280:GOTO4
30 ELSEPRINT:PRINT" OK, CHECKING
FOR E-MAIL: JUST":PRINT" A MOM
ENT, PLEASE ...":GOTO465
475 PRINT:IF FLAG<2THENPRINT" SO
RRY, "NAS:PRINT" ONLY MEMBERS H
AVE MAIL TO KILL":GOTO430
480 PRINT" OK, ENTER THE MESSAGE
NUMBER":PRINT" OF YOURS TO KILL
: <1-300> ?":PRINT" ";:LP=1
485 Q$="":GOSUB1385:PRINT:X=VAL(
Q$):LP=0:IFX>0 AND X<301THEN465
ELSEPRINT:PRINT" SORRY, "NAS:PR
INT" THAT'S NOT AN E-MAIL NUMBER
!":SC=SC-2:GOTO430
490 ' -----
495 ' leave message board
500 ' -----
505 SC=SC-3:PRINT:PRINT:PRINT" =
===== LEAVE MESSAGES =====":P
RINT
510 PRINT:PRINT" < E G H L S X >
":GOSUB1385:Q=INSTR("helgxsX",CM
$):PRINT" CM$:GOSUB1465:IFQ=6TH
ENGOSUB900:GOTO505 ELSEIFQ=7THEN
GOSUB985:GOTO505 ELSEON Q GOTO53
0,535,535,1635,240
515 GOSUB1355:PRINT" LEAVE
MESSAGE MENU":PRINT:PRINT
520 PRINT" E) MAIL SYSTEM LETTER
":PRINT" G) OODBYE / SIGN OFF":P
RINT" H) ELP / BBS MESSAGES":PR
INT" L) EAVE SYSTEM MESSAGE":PRIN
T" S) CAN USERLOG FILE":PRINT" X
) RETURN TO MAIN":PRINT
525 GOSUB1355:SC=SC-15:GOTO510
530 FX$="MESSAGE/HLP":GOSUB1320:
GOTO505
535 IF FLAG<2THENPRINT:PRINT" SO
RRY, "NAS:PRINT" YOU MUST BE A
MEMBER TO LEAVE":PRINT" SYSTEM M
ESSAGES OR E-MAIL!":GOTO240
540 C=6:GOSUB1085:IFM<1THENGOSU
B1285:GOTO505
545 IFQ=3THENIS$="ALL":GOTO575
550 PRINT:PRINT" ENTER <3> INITI
ALS PLEASE: ";:LP=1
555 Q$="":GOSUB1385:PRINT:IS$=Q$:
LP=0:IF LEN(Q$)=3THEN565
560 PRINT:PRINT" YOU MUST ENTER
3 INITIALS FOR":PRINT" ALL E-MAI
L TO ANOTHER MEMBER!":GOTO505
565 IFNL$=I$THENPRINT:PRINT" SOR
RY, "NAS:PRINT" YOU CAN'T LEAVE
YOUR OWN MAIL!":GOTO505
570 GOSUB1255:IFNK<>1THEN505 ELS
EGOSUB950:IF MBR<>1THENGOSUB1280
:GOTO505
575 PRINT:PRINT" SUBJECT: <8 LE
TTERS MAX> ?":PRINT" ";:LP=1
580 Q$="":GOSUB1385:PRINT:S$=Q$:
LP=0:L=LEN(Q$):IFL>8 OR L<3THENG
OSUB1290:GOTO505
585 SC=SC-13:IFQ=2THENSC=SC-3
590 GOSUB1085:PRINT:GOSUB1355:CB
=223:GOTO505
595 ' -----
600 ' download files board
605 ' -----
610 SC=SC-3:PRINT:PRINT:PRINT" =
===== DOWNLOADS BOARD =====":P

```

```

RINT
615 PRINT:PRINT" < D G H S X >":
GOSUB1385:C=INSTR("hdsqxx",CM$):
PRINT" CM$:GOSUB1465:IFC=6THENG
OSUB985:GOTO610 ELSEON C GOTO620
,635,665,1635,240
620 GOSUB1355:PRINT" DOWNL
OAD MENU HELP":PRINT:PRINT
625 PRINT" D) OWNLOAD SYSTEM FIL
ES":PRINT" G) OODBYE / SIGN OFF"
:PRINT" H) ELP / THIS BOARD":PRI
NT" S) CAN DOWNLOAD HEADERS":PRI
NT" X) RETURN TO MAIN":PRINT
630 GOSUB1355:SC=SC-15:GOTO615
635 PRINT:DF=0:FORX=3TO11:DSKIS0
,17,X,AS,BS:AS=AS+LEFT$(BS,120):
FORK=0TO7:SB$=MID$(AS,K*32+1,8):
XT$=MID$(AS,K*32+9,3):Y=ASC(SB$)
:IFY=255THENK=7:X=11:GOTO655
640 IFY=0 OR RIGHT$(XT$,2)<>"DL"
THEN655 ELSEIFC<>3THEN650
645 IFSB$<>FX$THEN655 ELSECM$=FX
$:GOSUB1465:FX$=FX$+"/"+XT$:GOSU
B1320:GOTO610
650 DF=1:PRINT" "SB$" / ";:
DS=LEFT$(XT$,1):IFDS="G"THENPRIN
T"A GAME"ELSEIFDS="U"THENPRINT"U
TILITY"ELSEPRINT"GENERAL"
655 NEXTK,X:IFC=3THENGOSUB1295:G
OTO610 ELSEIFDF=1THEN610
660 PRINT" SORRY, "NAS:PRINT" N
O DOWNLOAD FILES TO SCAN!":SC=SC
-5:GOTO610
665 PRINT:IF FLAG<3THENPRINT" SO
RRY, "NAS:PRINT" ONLY VALIDATED
MEMBERS CAN":PRINT" DOWNLOAD OU
R PROGRAM FILES!":GOTO240
670 PRINT" OK, ENTER A PROGRAM F
ILENAME ?":PRINT" ";
675 GOSUB1330:IFL>8 OR L<3THENG
OSUB1290:GOTO610 ELSE635
680 ' -----
685 ' text program board
690 ' -----
695 SC=SC-3:PRINT:PRINT:PRINT" =
===== TEXT FILES =====":P
RINT
700 PRINT:PRINT" < G H R S X >":
GOSUB1385:C=INSTR("hstrgxX",CMS):
PRINT" CM$:GOSUB1465:IFC=6THENG
OSUB985:GOTO695 ELSEON C GOTO705
,720,750,1635,240
705 GOSUB1355:PRINT" TEXT
PROGRAM HELP":PRINT:PRINT
710 PRINT" G) OODBYE / SIGN OFF"
:PRINT" H) ELP / THIS BOARD":PRI
NT" R) EVIEW TEXT FILES":PRINT"
S) CAN TEXT HEADERS":PRINT" X) R
ETURN TO MAIN":PRINT
715 GOSUB1355:SC=SC-15:GOTO700
720 PRINT:DF=0:FORX=3TO11:DSKIS0
,17,X,AS,BS:AS=AS+LEFT$(BS,120):
FORK=0TO7:SB$=MID$(AS,K*32+1,8):
XT$=MID$(AS,K*32+9,3):Y=ASC(SB$)
:IFY=255THENK=7:X=11:GOTO740
725 IFY=0 OR RIGHT$(XT$,2)<>"XT"
THEN740 ELSEIFC<>3THEN735
730 IFSB$<>FX$THEN740 ELSEFX$=FX
$+"/"+XT$:GOSUB1320:GOTO695
735 DF=1:PRINT" "SB$" / ";:
DS=LEFT$(XT$,1):IFDS="C"THENPRIN
T"COMPUTER"ELSEIFDS="S"THENPRIN
T"SUPPORT"ELSEPRINT"GENERAL"
740 NEXTK,X:IFC=3THENGOSUB1295:G
OTO695 ELSEIFDF=1THEN695
745 PRINT" SORRY, "NAS:PRINT" N
O TEXT FILES FOUND TO SCAN!":SC=
SC-5:GOTO695

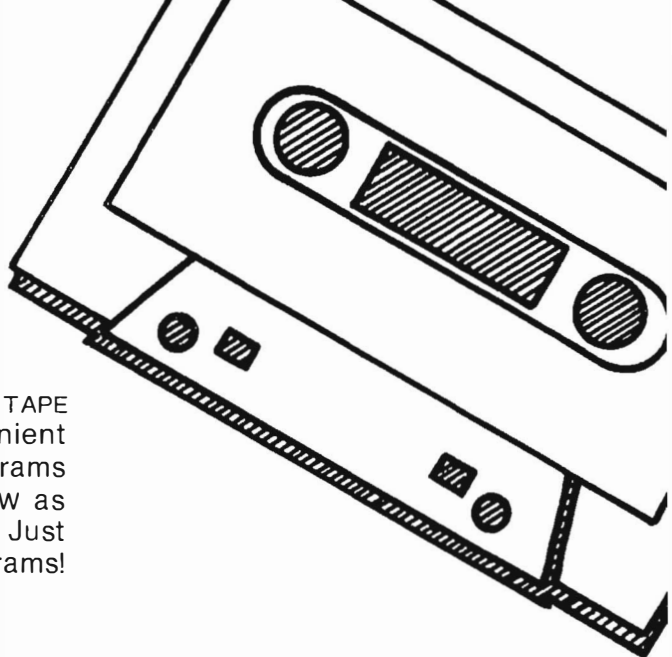
```

```

750 PRINT:IF FLAG<1THENPRINT" SO
RRY, "NAS:PRINT" YOU MUST BECOM
E A MEMBER TO":PRINT" REVIEW OUR
TEXTFILE PROGRAMS!":GOTO240
755 PRINT" OK, ENTER A PROGRAM F
ILENAME ?":PRINT" ";
760 GOSUB1330:IFL>8 OR L<3THENG
OSUB1290:GOTO695 ELSE720
765 ' -----
770 ' graphic-art board
775 ' -----
780 SC=SC-3:PRINT:PRINT:PRINT" =
===== GRAPHIC-ART BOARD =====":P
RINT
785 PRINT:PRINT" < G H S V X >":
GOSUB1385:C=INSTR("hsvqxx",CM$):
PRINT" CM$:GOSUB1465:IFC=6THENG
OSUB985:GOTO780 ELSEON C GOTO790
,805,840,1635,240
790 GOSUB1355:PRINT" GRAP
HIC-ART HELP":PRINT:PRINT
795 PRINT" G) OODBYE / SIGN OFF"
:PRINT" H) ELP / THIS BOARD":PRI
NT" S) CAN GRAPHIC FILES":PRINT"
V) IEW GRAPHIC FILES":PRINT" X)
RETURN TO MAIN":PRINT
800 GOSUB1355:SC=SC-15:GOTO785
805 IF BITS=7THENPRINT:PRINT" SO
RRY, YOU MUST RECEIVE 8 DATA":PR
INT" BITS TO VIEW COLOR GRAPHICS
!":SC=SC-2:GOTO240
810 PRINT:DF=0:FORX=3TO11:DSKIS0
,17,X,AS,BS:AS=AS+LEFT$(BS,120):
FORK=0TO7:SB$=MID$(AS,K*32+1,8):
XT$=MID$(AS,K*32+9,3):Y=ASC(SB$)
:IFY=255THENK=7:X=11:GOTO830
815 IFY=0 OR XT$<>"ART"THEN830
820 IFC<>3THEN825 ELSEIFSB$<>FX$
THEN830 ELSEFX$=FX$+"/"+XT$:GOSU
B1340:PRINT:GOTO780
825 DF=1:PRINT" "SB$" / G
RAPHICS"
830 NEXTK,X:IFC=3THENGOSUB1295:G
OTO780 ELSEIFDF=1THEN780
835 PRINT" SORRY, "NAS:PRINT" N
O GRAPHIC-ART FILES TO SCAN!":SC
=SC-5:GOTO780
840 PRINT:IF FLAG<1THENPRINT" SO
RRY, "NAS:PRINT" YOU MUST BECOME
A MEMBER TO":PRINT" VIEW OUR GR
APHIC-ART FILES!":GOTO240
845 PRINT" OK, ENTER A GRAPHIC F
ILENAME ?":PRINT" ";
850 GOSUB1330:IFL>8 OR L<3THENG
OSUB1290:GOTO780 ELSE805
855 ' -----
860 ' user access board
865 ' -----
870 SC=SC-3:PRINT:PRINT:PRINT" =
===== USER ACCESS OPTIONS =====":P
RINT
875 PRINT:PRINT" < C D G H S X >
":GOSUB1385:C=INSTR("hscdgrxX",CM
$):PRINT" CM$:GOSUB1465:IFC=7TH
ENGOSUB985:GOTO870 ELSEON C GOTO
880,895,905,940,1635,240
880 GOSUB1355:PRINT" ACCE
SS MENU HELP":PRINT:PRINT
885 PRINT" C) HANGE A PASSWORD":
PRINT" D) ISPLAY TRACER FILE":PR
INT" G) OODBYE / SIGN OFF":PRINT
" H) ELP / THIS BOARD":PRINT" S)
CAN USERLOG FILE":PRINT" X) RET
URN TO MAIN":PRINT
890 GOSUB1355:SC=SC-15:GOTO875
895 GOSUB900:GOTO870
900 SC=SC-12:PRINT:GOSUB960:FORX
=1TO300:GET #1,X:IFPW$=STRING$(6

```

Still pounding away on that old keyboard?



Give it, and yourself, a break! Subscribe to RAINBOW ON TAPE or RAINBOW ON DISK today! Every month, these convenient services bring as many as two dozen ready-to-run programs right to you. Using the current issue of THE RAINBOW as documentation, all you have to do is load and run them. Just a one-year subscription gives you more than 230 new programs!

RAINBOW ON TAPE For No-Fuss Fun

The typing time you save is time that you can spend enjoying your CoCo! Back issues of RAINBOW ON TAPE are available beginning with the April 1982 issue, so there's no need to miss out on any of our great offerings. A single copy of RAINBOW ON TAPE is \$10 within the United States; U.S. \$12 in all other countries. The annual subscription rate for RAINBOW ON TAPE is \$80 within the U.S.; U.S. \$90 in Canada; and U.S. \$105 for all other countries. U.S. currency only, please. In order to hold down costs, we do not bill.*

RAINBOW ON DISK Offers OS-9 Programs

In addition to all the programs offered on tape, part of one side of the disk is formatted for the OS-9 operating system program. That means you can now get all the OS-9 programs from the magazine — programs that cannot be put on tape. And, with the introduction of the CoCo 3, OS-9 programs will become more and more prevalent. Back issues of RAINBOW ON DISK are available beginning with October 1986. Subscriptions to RAINBOW ON DISK are \$99 a year in the U.S. Canadian rate is U.S. \$115. All other countries, U.S. \$130. Single copy rate is \$12 in the U.S.; U.S. \$14 in Canada; and U.S. \$16 in all other countries.*

Look for our order envelope between pages 34 and 35

RAINBOW ON TAPE and RAINBOW ON DISK are not stand-alone products, but are intended as adjuncts and complements to the magazine. You will need the magazine for loading and operating instructions.

* Kentucky residents add 5% sales tax. Please allow 6 to 8 weeks for first copy.

To order by phone (credit card orders only), call (800) 847-0309, 8 a.m. to 5 p.m.
All other inquiries call (502) 228-4492.

Please note: While group purchases of RAINBOW ON TAPE and RAINBOW ON DISK are permitted (and multiple subscriptions are even discounted, if purchased in one order from a club), no license to make copies is conveyed or implied. Yes, your group may even purchase a subscription to our disk/tape services, but such purchase in no way authorizes that any copies be made of that original disk/tape. Specifically, this means that the original disk/tape itself may be kept in a club library for use by members. However, a group purchase does not entitle club members, individually or as a group, to copy that disk/tape. Unauthorized copying of any copyright product is strictly illegal. The copyright (right to make copies) is in no way conveyed in the purchase transaction.

**Now
Available
On Delphi**

For your convenience, these products can also be ordered via the Delphi Information Network in our Shopping Service area of THE RAINBOW's Color Computer SIG (Special Interest Group).

Programs from our past issues are also available for immediate download in the RAINBOW ON TAPE database area in THE RAINBOW's Color Computer SIG on Delphi. There is a \$3.50 per program surcharge.

```

,32) THENNEXT:GOTO955 ELSEPRINT"
"NM$" <"IN$">:NEXT:GOTO955
905 PRINT:IF FLAG<1THENPRINT" SO
RRY, "NA$:PRINT" YOU DON'T HAVE
A PASSWORD YET!":GOTO870
910 PRINT" CHANGE USER PASSWORD:
<Y/N> ?":GOSUB1385
915 IFCM$<>"Y"THENPRINT" NO":GOT
O870 ELSEPRINT" YES":PRINT:PRINT
" CURRENT PASSWORD: ";:LP=1:Q$=
"":GOSUB1385:PRINT:P$=Q$:LP=0:IF
LEN(Q$)<6THEN870
920 PRINT:GOSUB960:FORX=1TO300:G
ET #1,X:IFIN$=NL$ AND PW$=P$THEN
925 ELSENEXT:PRINT" SORRY, PASSW
ORD IS INCORRECT ?":GOTO935
925 PRINT" TO WHAT? ENTER 6 NEW
LETTERS!":PRINT" ";:LP=1:Q$="":
GOSUB1385:PRINT:P$=Q$:LP=0:IFLEN
(Q$)<6THEN935
930 LSET PW$=P$:PUT #1,X:PRINT:P
RINT" YOUR PASSWORD IS NOW: "P$
935 CLOSE #1:SC=SC-3:GOTO870
940 PRINT:IF FLAG<1THENPRINT" SO
RRY, THE SYSTEM TRACER FILE":PRI
NT" IS AN OPTION FOR MEMBERS ONL
Y!":SC=SC-2:GOTO870
945 PRINT" SYSTEM ACTIONS: "LG$:
SC=SC-4:GOTO870
950 MBR=0:GOSUB960:FORX=1TO300:G
ET #1,X:IFI$=IN$THEN MBR=1:GOTO9
55 ELSENEXT
955 CLOSE #1:SC=SC-2:RETURN
960 OPEN"D",#1,"USERLOG/SYS:"+UL
$,36:FIELD #1,10 AS LU$,16 AS NM
$,6 AS PW$,3 AS IN$,1 AS FL$
965 RETURN
970 ' -----
975 ' sysop access routine
980 ' -----
985 PRINT:PRINT" HELLO, "
NA$:PRINT" THE SYSTEM OPERATOR I
S ONLINE!":X=0:PRINT
990 LINEINPUT" > ";:S$:X=X+1:IFSS
<>"THEN990 ELSEPRINT" > GOODBYE
, "NA$:SC=SC-X*5:RETURN
995 IFNL$<>"sop"AND NA$<>"sysop'
s name"THEN250 ELSEPRINT:LINEINP
UT" PASSWORD: ";:P$:IFP$<>"back
door"THENGOSUB1465:GOTO1660 ELSE
LOAD"SYSOP/EDT",R
1000 ' -----
1005 ' enter message routine
1010 ' -----
1015 PRINT:CB=239:GOSUB1350:PRIN
T" ===== BBS WRITER =====
=":CC=PEEK(&H7D06):PRINT
1020 PRINT" OK, LEAVE YOUR MESSA
GE. PRESS":PRINT" <ENTER> ON AN
OPEN LINE TO END":PRINT" ROUTIN
E. 7 LINES MAXIMUM! 32":PRINT"
CHARACTER LIMIT PER LINE ..."
1025 PRINT:PRINT" //////////////////////////////////
////////////////////////////////
////////////////////////////////
////////////////////////////////
:PRINT:M$="":C=7:Y=1
1030 LINEINPUTQ$:IFQ$=" "THEN1055
ELSEX=LEN(Q$)
1035 IFX=32THEN1045 ELSEIFX<32TH
ENQ$=Q$+STRING$(32-X,32):PRINT:G
OTO1045
1040 Q$=LEFT$(Q$,32):PRINT:PRINT
"- LINE#";Y:PRINTQ$
1045 M$=M$+Q$:IFY<7THENY=Y+1:PRI
NT"-";Y:GOTO1030 ELSEPRINT
1050 PRINT:PRINT" YOUR MESSAGE H
AS REACHED THE":PRINT" LIMIT! S
AVE AS IS: <Y/N> ?":GOTO1065

```

```

1055 IFM$=" "THENPOKE&H7D06,CC:RE
TURN ELSEPRINT:PRINT
1060 PRINT" OK, "NA$:PRINT" SAV
E MESSAGE TO DISC: <Y/N> ?"
1065 POKE&H7D06,CC:SC=SC-Y*45:GO
SUB1375:IFCM$<>"Y"THENPRINT" NO"
:RETURN ELSEIFLM=1THEN1220
1070 ' -----
1075 ' message log processing
1080 ' -----
1085 OPEN"D",#1,"MESSLOG/SYS:"+M
L$,248:FIELD #1,10 AS DT$,8 AS S
B$,3 AS TH$,3 AS BH$,24 AS MS$
1090 IFSM<1 OR SM>299THENSM=1
1095 PRINT:ON C GOTO1105,1120,11
40,1155,1185,1200,1205
1100 GOTO1215
1105 FORX=1TO300:GET #1,X:IFTH$=
NL$THEN1115 ELSENEXT
1110 PRINT" SORRY, "NA$:PRINT"
NO MAIL IN YOUR MESSAGE BOX!":PR
INT:GOTO1215
1115 PRINT" OK, YOU HAVE SOME MA
IL IN YOUR":PRINT" SYSTEM MESSAG
E BOX!":PRINT:GOTO1215
1120 FORX=SM TO300:GET #1,X:IFTH
$="ALL"THEN1135 ELSENEXT
1125 IFMK=1THENPRINT:PRINT:PRINT
" END OF MESSAGE SCAN ...":PRINT
:GOTO1215
1130 PRINT" SORRY, "NA$:PRINT"
NO MESSAGES FOUND TO SCAN!":PRIN
T:GOTO1215
1135 PRINT:PRINT:PRINT" MESSAGE
#";X;:PRINT" "DT$:PRINT"
SUBJECT: "SB$:PRINT" LEFT BY: "B
H$:MK=1:PRINT:NEXT:GOTO1125
1140 FORX=SM TO300:GET #1,X:IFTH
$="ALL"THEN1165 ELSENEXT
1145 IFMK=1THENPRINT:PRINT:PRINT
" END OF MESSAGE LOG ...":PRINT:
GOTO1215
1150 PRINT" SORRY, "NA$:PRINT"
NO MESSAGES FOUND TO READ!":PRIN
T:GOTO1215
1155 FORX=1TO300:GET #1,X:IFTH$=
NL$THEN1165 ELSENEXT
1160 IFMK=1THENPRINT:PRINT:PRINT
" END OF E-MAIL MESSAGES ...":PR
INT:GOTO1215 ELSE1110
1165 PRINT:PRINT:PRINT" MESSAGE
#";X;:PRINT" "DT$:PRINT"
SUBJECT: "SB$:PRINT" LEFT BY: "B
H$:PRINT:PRINTM$
1170 PRINT:MK=1:IFX=300THEN1145
1175 PRINT" NEXT MESSAGE: <Y/N>
? ":Q$=" "
1180 GOSUB1385:IFCM$="Y"THENPRIN
T" YES":NEXT ELSEIFCM$="N"THENPR
INT" NO":GOTO1145 ELSE1180
1185 GET #1,X:IFTH$=NL$THEN1195
1190 PRINT" SORRY, "NA$:PRINT"
THAT'S NOT YOURS TO KILL!":PRINT
:GOTO1215
1195 LSET SB$=STRING$(8,32):LSET
TH$=STRING$(3,32):LSET BH$=STRI
NG$(3,32):LSET MS$=STRING$(224,3
2):PUT #1,X:PRINT" OK, "NA$:PRI
NT" YOUR MESSAGE HAS BEEN KILLED
!":PRINT:GOTO1215
1200 MF=0:FORX=1TO300:GET #1,X:I
FDT$=STRING$(10,32)THENMF=X:GOTO
1215 ELSENEXT:GOTO1215
1205 GET #1,MF:LSET DT$=DA$:LSET
SB$=S$:LSET TH$=I$:LSET BH$=NL$
:LSET MS$=M$:PUT #1,MF
1210 PRINT" OK, "NA$:PRINT" YOU

```

```

R MESSAGE HAS BEEN SAVED!"
1215 CLOSE #1:SM=0:MK=0:RETURN
1220 OPEN"D",#1,"EXITLOG/SYS:"+E
L$,250:FIELD #1,10 AS DT$,16 AS
NMS,24 AS MS$
1225 PRINT:IFLM=1THEN1235
1230 MF=0:FORX=1TO100:GET #1,X:I
FDT$=STRING$(10,32)THENMF=X:GOTO
1215 ELSENEXT:GOTO1215
1235 GET #1,MF:LSET DT$=DA$:LSET
NMS=NA$:LSET MS$=M$:PUT #1,MF:G
OTO1210
1240 ' -----
1245 ' system message base
1250 ' -----
1255 NK=0:FORX=1TOLEN(I$):Y=ASC(
MID$(I$,X,1)):IF(Y>64 AND Y<91)O
R(Y>96 AND Y<123)THENNEXT:NK=1:R
ETURN ELSEIFKN=1THEN1265
1260 PRINT:PRINT" SORRY, YOU CAN
NOT USE NUMBERS":PRINT" FOR E-MA
IL INITIALS!":RETURN
1265 PRINT:PRINT" SORRY, YOU CAN
NOT USE NUMBERS":PRINT" IN YOUR
USERLOG FILENAME!":RETURN
1270 PRINT:PRINT" THOSE LETTERS
HAVE BEEN TAKEN!":PRINT" PLEASE
CHOOSE <3> OTHERS.":GOTO1565
1275 PRINT:PRINT" SOMEONE ALREAD
Y HAS THAT NAME!":PRINT" PLEASE
CHOOSE ANOTHER ONE.":GOTO1510
1280 PRINT:PRINT" SORRY, "NA$:P
RINT" ONLY MEMBERS CAN RECIEVE M
AIL!":SC=SC-2:RETURN
1285 PRINT" SORRY, "NA$:PRINT"
BUT, OUR MESSAGE LOG IS FULL!":S
C=SC-5:RETURN
1290 PRINT:PRINT" SORRY, BUT YOU
MUST ENTER 3 TO":PRINT" 8 LETTE
RS FOR ALL FILENAMES!":RETURN
1295 PRINT:PRINT" SORRY, "NA$:P
RINT" BUT, I CAN'T FIND THAT FIL
E ?":SC=SC-3:RETURN
1300 ' -----
1305 ' text/graphic display
1310 ' -----
1315 ' TEXT ROUTINE
1320 OPEN"I",#1,FX$:PRINT
1325 IFNOT EOF(1)THEN LINEINPUT#
1,TX$:PRINT TX$:SC=SC-1:GOTO1325
ELSECLOSE #1:RETURN
1330 LP=1:Q$="":POKE&H7D04,1:GOS
UB1385:POKE&H7D04,2:I=LEN(Q$):FX
$=Q$:FX$=FX$+STRING$(8-LEN(FX$),
32):LP=0:PRINT:RETURN
1335 ' GRAPHICS ROUTINE
1340 OPEN"I",#1,FX$:PRINT
1345 FORG=1TO16:INPUT #1,GR$(G):
PRINT GR$(G);:NEXT:CLOSE #1:SC=S
C-16:Q$="":GOSUB1385:RETURN
1350 IF BITS=8THENGOSUB1365:RETU
RN ELSEPRINT:RETURN
1355 IF BITS=8THENGOSUB1365:PRIN
T" =====
=":RETURN
1360 PRINT:PRINT" =====
=====":RETURN
1365 PRINT:PRINT" =====
=====":PRINT" "+STRIN
G$(30,CB):RETURN
1370 ' -----
1375 ' inkey response routine
1380 ' -----
1385 TIMER=0:SC=SC-1:RS=0
1390 CM$=INKEY$:LQ=LEN(Q$):IFCM$
=CHR$(8)AND LQ<1THENCM$=" "
1395 IFCM$=" "THEN1415 ELSETIMER=

```



```

Ø:RS=Ø:IFCM$=CHR$(8)THEN141Ø ELS
EIFLP=1THEN14ØØ ELSERETURN
14ØØ IFCM$<>CHR$(13)THENQ$=Q$+CM
$:PRINTCM$; ELSERETURN
14Ø5 IFLQ<17THEN139Ø ELSERETURN
141Ø Q$=LEFT$(Q$,LEN(Q$)-1):PRIN
TCHR$(8);:GOTO139Ø
1415 IFTIMER<6ØTHEN139Ø
142Ø TIMER=Ø:RS=RS+1:SC=SC-1:IFS
C<1THEN1445 ELSEIFLP=1THEN144Ø
1425 IFSC<TW THENPRINT:PRINT" SO
RRY, "NA$:PRINT" BUT YOUR TIME
IS ALMOST GONE!":TW=Ø
143Ø IFRS=6ØTHENPRINT:PRINT" YOU
MUST RESPOND IN 3Ø SECONDS":PRI
NT" "NA$"...
1435 IFRS<9ØTHEN139Ø ELSE1445
144Ø IFRS<15ØTHEN139Ø
1445 IFSØ=1THEN166Ø ELSE1635
145Ø ' -----
1455 ' actslog processing
146Ø ' -----
1465 IFCM$=CHR$(13)THENCM$="?"
147Ø AC=LEN(LG$)+LEN(CM$):IFAC>2
53THENLG$=LEFT$(LG$,253):CLOSE #
1:GOSUB148Ø:AL=AL+1:CM$=NL$
1475 LG$=LG$+CM$+" ":RETURN
148Ø IFAL>15ØTHENAL=1
1485 OPEN"D",#1,"ACTSLOG/SYS:"+A
L$:WRITE #1,LG$:PUT #1,AL:CLOSE
#1:LG$=" ":RETURN
149Ø ' -----
1495 ' guest logon routine
15ØØ ' -----
15Ø5 PRINT:PRINT:PRINT" ===== G
UEST ACCESS LOG =====":GOSUB96Ø

```

```

:PRINT
151Ø PRINT:PRINT" FIRST NAME: "
;:KN=1:LP=1
1515 Q$="":GOSUB1385:IFLEN(Q$)<3
THEN151Ø ELSEPRINT:FR$=Q$:I$=Q$:
GOSUB1255:IFNK<>1THEN151Ø
152Ø PRINT:PRINT" LAST NAME: "
;:Q$="":GOSUB1385:IFLEN(Q$)<3THE
N152Ø ELSEPRINT:LS$=Q$:I$=Q$:GOS
UB1255:IFNK<>1THEN152Ø
1525 NA$=FR$+" "+LS$:LS$="":IFLE
N(NA$)<17THEN1535
153Ø PRINT:PRINT" SORRY, BUT A U
SERLOG FILENAME":PRINT" CANNOT E
XCEED 16 LETTERS!":GOTO151Ø
1535 FORX=1TO3ØØ:GET #1,X:IFLEFT
$(NM$,LEN(NA$))=NA$THEN1275 ELSE
NEXT:PRINT:PRINT
154Ø PRINT" DO YOU WANT TO BECOM
E A MEMBER":PRINT" OF THIS BBS B
OARD: <Y/N> ?":KN=Ø:LP=Ø:GOSUB1
385:IFCM$<>"y"THENPRINT" NOT YET
":FLAG=Ø:GOTO16ØØ
1545 PRINT" YES":PRINT:PRINT:FOR
X=1TO3ØØ:GET #1,X:IFPW$=STRING$(6
,32)THENMF=X:GOTO156Ø ELSENEXT:P
RINT" SORRY, "NA$:PRINT" BUT OU
R USERLOG FILE IS FULL!"
155Ø PRINT" PLEASE DON'T HANG UP
, BUT FEEL":PRINT" FREE TO USE O
UR BBS; AND LEAVE":PRINT" A SYSO
P MESSAGE AT SIGN OFF!":FLAG=Ø
1555 GOTO16ØØ
156Ø PRINT" !!! <GREAT> !!!"
1565 PRINT:PRINT" ENTER <3> INIT
IALS FOR YOUR E-":PRINT" MAIL,

```

```

"NA$": ";:LP=1:Q$="":GOSUB1385
157Ø PRINT:I$=Q$:IFLEN(Q$)<>3THE
N1565 ELSEIFQ$="soP"THEN127Ø
1575 GOSUB1255:IFNK<>1THEN1565
158Ø FORX=1TO3ØØ:GET #1,X:IFIN$=
I$THEN127Ø ELSENEXT:TR=1
1585 PRINT:PRINT" PASSWORD? YO
U MUST ENTER <6>":PRINT" LETTERS
, PLEASE: ";:Q$="":POKE&H7DØ3,8
8:GOSUB1385:POKE&H7DØ3,Ø:PRINT:P
$=Q$:IFLEN(Q$)=6THEN159Ø ELSETR=
TR+1:IFTR=4THEN1635 ELSE1585
159Ø LSET LU$=DA$:LSET NM$=NA$:L
SET PW$=P$:LSET IN$=I$:LSET FL$=
"C":PUT #1,MF
1595 FLAG=1:NL$=I$:PRINT:PRINT"
YOUR GUEST USER NUMBER IS:":MF
16ØØ CLOSE #1:LP=Ø:PRINT:GOSUB13
6Ø:PRINT:PRINT" DATA BITS:
<7/8=COLOR> ?"
16Ø5 GOSUB1385:BITS=VAL(CM$):IF
BITS<7 OR BITS>8THEN16Ø5
161Ø PRINT BITS:GOSUB1355
1615 FX$="NEW-MBR/SXT":GOSUB132Ø
:GOTO215
162Ø ' -----
1625 ' goodbye: sign off
163Ø ' -----
1635 CLOSE #1:GOSUB148Ø:IFSC<45Ø
THENSC=45Ø:SO=1:LP=Ø
164Ø PRINT:CB=255:GOSUB135Ø:PRIN
T" ===== SIGN OFF =====
"=:PRINT:IFLM=1THEN166Ø
1645 PRINT:PRINT" DO YOU WANT TO
LEAVE A MESSAGE":PRINT" FOR THE
SYSOP: <Y/N> ?":GOSUB1385:IFCM

```

LOWEST PRICES EVER!

Quadruple the Memory of Your *COCO 3!*

COCO 3 TURBO RAM

Choose A 0K Or 512KB Board!

0K BOARD

\$29.95

Just Add Your Own Chips!

256KB (set of 8) \$36
512KB (set of 16) \$64
(120 nsec RAM Chips)



- Fast 120 nsec RAM Chips
- Easy-to-Follow Instructions
- No Soldering
- 24-Hour Burn-in Test

PAL UPGRADE — ONLY \$9.95
for your gray or white MULTI-PACK (26-3024)

*UTILITY PROGRAMS

\$19.95

- Dual-Speed RAM Disk (RSDOS)
- Print Spooler
- Sophisticated Memory Test Program (tests ALL memory and graphically shows which chips to replace!)

*\$10 OFF with purchase of 0K or 512K Board

⇒ 30 DAY MONEY-BACK GUARANTEE PLUS FULL 1 YEAR WARRANTY!

Shipping & Handling:
Within the U.S. & Canada: add \$3.00
Outside the U.S. & Canada: add \$5.00
COD Orders: add \$2.00
(Calif. Residents: add 6% sales tax)
Calif. check requires 1 week hold
Out-of-state check requires 2 week hold



Send Check or Money Order to:
Performance Peripherals
11432 Pena Way
Mira Loma, CA 91752
Or Call (714) 681-3007
(VISA or MC orders accepted)

The Saint John Gallery
Presents:

THE ASTRO FORTUNE TELLER

A VERITABLE ORACLE
BASED UPON YOUR PERSONAL
PLANETARY CONFIGURATIONS
AFTER ENTERING YOUR GIVEN NAME
YOUR BIRTHDATE & THE PRESENT DAY
YOU RECEIVE THE ANSWER TO ANY
OF 3Ø PREDEFINED QUESTIONS
THOSE QUESTIONS OF LIFE • LOVE •
SUCCESS • MARRIAGE • FORTUNE •
MOST OF ASKED BY MEN & WOMEN
THIS PROGRAM IS OVER 15ØK YET DUE
TO MODULAR APPROACH WILL RUN ON 32K-512K SYSTEMS
FOR THE SERIOUS INQUIRER OR GREAT FOR PARTIES !!
The Astro Fortune Teller = DISK \$19.95

THE BEST BBS

WILL WORK WITH COGOS OWN SERIAL PORT & ANY AUTO-ANSWER
MODEM • 1-4 DRIVES • 32K-512K DISK \$12.00

Temple Of Lost Ark +ADK 32K (TEXT) DISK \$8.00

THE SOUND MACHINE 32K

HAVE YOUR COCO DIGITIZE AND SAVE YOUR SPEECH
DOZENS OF SAMPLES INCLUDED • DISK \$12.00

DISK EDITOR II

INNOVATIVE TECHNIQUE
LETS YOU EDIT YOUR
DISKS LIKE LARGE WORD PROCESSING FILES • DISK \$12.00

SEND CHEQUE OR M.O. + \$1.50 P&H (CANADA \$2.25) TO
ST. JOHN GALLERY, P.O. BOX 613 MT. SINAI, N.Y. 11766

```

$<>"Y"THENPRINT" NO":GOTO1660
1650 PRINT" YES":GOSUB1220:IFMF<
1THENGOSUB1285:GOTO1660
1655 LM=1:GOSUB1015:GOTO1640
1660 PRINT:PRINT" GOODBYE, "NA$
:PRINT" THANKS FOR CALLING ...":
FORX=1TO4:PRINT:NEXT:TIMER=0

```

```

1665 IFTIMER<200THEN1665 ELSEPRI
NT" +++";TIMER=0
1670 IFTIMER<200THEN1670 ELSEPRI
NT"ATH";:TIMER=0
1675 IFTIMER<500THEN1675 ELSE MO
TORON:FORX=1TO200:NEXT:MOTOROFF:
FORX=1TO400:NEXT:GOTO105

```

```

1680 ' -----
1685 ' the motoron / motoroff
1690 ' routine must be linked
1695 ' to your telephone line
1700 ' through cassette input
1705 ' -----
1710 ' END OF SYSTEM

```

95	199	615	62
155	110	700	189
250	78	780	74
320	112	870	34
400	209	935	25
460	71	END	178
550		35		

Listing 3: SYSOP.EDT

```

10 ' -----
15 ' sysop access program
20 ' bbs-bord bulletin system
25 ' -----
30 CLEAR0000:PRINTCHR$(12):CLS
35 IP=PEEK(&H7D04):OP=PEEK(&H7D0
5):POKE &H7D04,0:POKE &H7D05,0
40 PRINT:PRINT" *** SYSOP ACCES
S PROGRAM ***":PRINT:PRINT
45 LINEINPUT" ACTSLOG DRIVE: <0
/3> ? ";AL$:IFAL$=""THENAL$=""0"
50 LINEINPUT" USERLOG DRIVE: <0
/3> ? ";UL$:IFUL$=""THENUL$=""0"
55 LINEINPUT" MESSLOG DRIVE: <0
/3> ? ";ML$:IFML$=""THENML$=""0"
60 LINEINPUT" EXITLOG DRIVE: <0
/3> ? ";EL$:IFEL$=""THENEL$=""0"
65 ' -----
70 ' sysop program menu
75 ' -----
80 PRINT:PRINT:PRINT" *** SYSOP
ACCESS PROGRAM ***":PRINT
85 PRINT" 1) EXIT TO DISK BASIC
":PRINT" 2) PRINT ACTSLOG FILE"
:PRINT" 3) PRINT USERLOG FILE":
PRINT" 4) UPDATE ACTSLOG FILE"
90 PRINT" 5) UPDATE MESSLOG FIL
E":PRINT" 6) CREATE ACTSLOG FIL
E":PRINT" 7) CREATE USERLOG FIL
E":PRINT" 8) CREATE MESSLOG FIL
E":PRINT" 9) CREATE EXITLOG FIL
E"
95 PRINT" 10) SYSTEM FILE EDITOR
":PRINT" 11) SYSOP LOG REVISION"
:PRINT" 12) RETURN TO BBS-BORD"
100 PRINT:LINEINPUT" COMMAND"
:CM$:ON VAL(CM$)GOSUB980,125,30
0,240,340,205,585,755,885,460,92
5,975
105 GOTO80
110 ' -----
115 ' print actslog file
120 ' -----
125 PRINTCHR$(12):CLS:PRINT:PRIN
T" *** PRINT ACTSLOG FILE ***"
130 PRINT:PRINT:PRINT" OUTPUT TO
SCREEN OR PRINTER:"LINEINPUT"
<S> OR <P> <ENTER=S> ? ";Q$
135 IFQ$="P"THENDV=-2 ELSEDV=0
140 PRINT:LINEINPUT" START NUMBE
R: <ENTER=1> ? ";S$:RC=VAL(S$)
145 IF RC<1 OR RC>150THEN RC=1
150 OPEN"D",#1,"ACTSLOG/SYS:"+AL
$
155 GET #1,RC:INPUT#1,LG$:IFLEFT

```

```

$(LG$,3)=STRING$(3,32)THEN180
160 PRINT#DV," ACTSLOG RECORD:
#";RC:PRINT#DV:IF DV=0THENPRINT
LG$:GOTO170
165 LG$=LG$+STRING$(253-LEN(LG$)
,32):A$=LEFT$(LG$,64):B$=MID$(LG
$,64,64):C$=MID$(LG$,129,64):D$=
RIGHT$(LG$,61):PRINT#DV,A$:PRINT
#DV,B$:PRINT#DV,C$:PRINT#DV,D$
170 PRINT:PRINT" NEXT RECORD: <
Y/N> ?"
175 Q$=INKEY$:IFQ$="Y"THEN180 EL
SEIFQ$="N"THEN185 ELSE175
180 RC=RC+1:IF RC<151THEN155
185 CLOSE #1:RETURN
190 ' -----
195 ' create actslog file
200 ' -----
205 PRINTCHR$(12):CLS:PRINT:PRIN
T" *** CREATE ACTSLOG FILE ***"
:PRINT:PRINT:PRINT" ARE YO
U SURE: <Y/N> ?"
210 Q$=INKEY$:IFQ$="Y"THEN215 EL
SEIFQ$="N"THENRETURN ELSE210
215 PRINT:PRINT" OK, CREATING AC
TSLOG FILE ..."
220 GOSUB275:PRINT" THE LOG WILL
HOLD 150 RECORDS!":GOTO615
225 ' -----
230 ' update actslog file
235 ' -----
240 PRINTCHR$(12):CLS:PRINT:PRIN
T" *** KILL ACTSLOG RECORDS ***
":PRINT:PRINT:PRINT
245 PRINT" RECORD NUMBER: <1-15
0> ?":LINEINPUT" ENTER = ABORT
<A=ALL> ";Q$:RC=VAL(Q$)
250 IFQ$="A"THEN270
255 IF RC<1 OR RC>150THENRETURN
260 OPEN"D",#1,"ACTSLOG/SYS:"+AL
$:GET #1,RC:WRITE #1,STRING$(253
,32):PUT #1,RC:CLOSE #1
265 PRINT:PRINT" OK, THAT ENTRY
IS NOW DELETED!";GOTO615
270 GOSUB275:PRINT:PRINT" OK, AL
L RECORDS NOW DELETED!":GOTO615
275 OPEN"D",#1,"ACTSLOG/SYS:"+AL
$:FORX=1TO150:WRITE #1,STRING$(2
53,32):PUT #1,X:NEXT:CLOSE #1
280 RETURN
285 ' -----
290 ' print userlog file
295 ' -----
300 PRINTCHR$(12):CLS:PRINT:PRIN
T" *** PRINT USERLOG FILE ***"

```

```

305 PRINT:PRINT:PRINT" OUTPUT TO
SCREEN OR PRINTER:"LINEINPUT"
<S> OR <P> <ENTER=S> ? ";Q$
310 IFQ$="P"THENDV=-2 ELSEDV=0
315 PRINT:GOSUB950:FORX=1TO300:G
ET #1,X:IF PW$=STRING$(6,32)THEN
NEXT:GOTO320 ELSEPRINT#DV," "+NM
$+" <"+IN$+"> "+PW$:NEXT
320 CLOSE #1:GOTO615
325 ' -----
330 ' update messlog file
335 ' -----
340 PRINTCHR$(12):CLS:PRINT:PRIN
T" *** UPDATE MESSLOG FILE ***"
:PRINT:PRINT:PRINT" ENTER
YOUR CHOICE: <1/2> ?"
345 PRINT:PRINT" 1. KILL SYSTEM
MESSAGES":PRINT" 2. UPDATE SYS
TEM MESSAGES"
350 Q$=INKEY$
355 ON VAL(Q$)GOTO365,395
360 GOTO350
365 PRINTCHR$(12):CLS:PRINT:PRIN
T" *** KILL SYSTEM MESSAGES ***
":PRINT:PRINT:PRINT
370 PRINT" ENTER THE FIRST <3> L
ETTERS OF:"LINEINPUT" THE MONTH
TO DELETE: ";DL$:IF LEN(DL$)<>3
THENRETURN ELSEGOSUB960
375 FOR RC=1TO300:GET #1,RC:IFLE
FT$(DT$,3)=DL$THEN390 ELSENEXT
380 PRINT:IF KM=1THENPRINT" OK,
THAT MONTH IS NOW DELETED!":GOTO
385 ELSEPRINT" SORRY, CAN'T FIND
THAT MONTH!"
385 CLOSE #1:KM=0:GOTO615
390 GOSUB945:KM=1:NEXT:GOTO380
395 PRINTCHR$(12):CLS:PRINT:PRIN
T" *** UPDATE SYSTEM MESSAGES **
*":PRINT:PRINT:PRINT" ARE
YOU SURE: <Y/N> ?"
400 Q$=INKEY$:IFQ$="Y"THEN405 EL
SEIFQ$="N"THENRETURN ELSE400
405 PRINT:PRINT" OK, A FEW MOMEN
TS PLEASE ...":GOSUB960
410 FOR SM=1TO300:GET #1,SM:IFTH
$=STRING$(3,32)THEN420 ELSENEXT
415 GOTO440
420 MF=SM+1:FORX=MF TO300:GET #1
,X:IFTH$<>STRING$(3,32)THEN430
425 IFDT$<>STRING$(10,32)THEN LS
ET DT$=STRING$(10,32):PUT #1,X:N
EXT:GOTO440 ELSENEXT:GOTO440
430 DU$=DT$:SU$=SB$:TU$=TH$:BU$=
BH$:MU$=MS$:LSET DT$=STRING$(10,
32):LSET SB$=STRING$(8,32):LSET
TH$=STRING$(3,32):LSET BH$=STRIN
G$(3,32):LSET MS$=STRING$(224,32
):PUT #1,X
435 GET #1,SM:LSET DT$=DU$:LSET
SB$=SU$:LSET TH$=TU$:LSET BH$=BU
$:LSET MS$=MU$:PUT #1,SM:SM=SM+1
:IF SM<300THEN420
440 CLOSE #1:PRINT" THE MESSLOG
HAS BEEN UPDATED!":GOTO615
445 ' -----
450 ' system log editor
455 ' -----
460 PRINTCHR$(12):CLS:PRINT:PRIN

```

```
T" *** SYSTEM LOG EDITOR ***:
PRINT:PRINT:PRINT" ENTER FILE NU
MBER: <1/3> ?":RC=1:PRINT
465 PRINT" 1. USERLOG / SYS"
475 PRINT" 2. MESSLOG / SYS"
485 PRINT" 3. EXITLOG / SYS"
495 Q$=INKEY$:ON VAL(Q$) GOTO505,
645,805
485 GOTO480
495 ' -----
495 ' edit userlog file
505 ' -----
505 GOSUB950:PRINTCHR$(12)
510 CLS:GET #1,RC:PRINT:PRINT" R
ECORD #":RC:PRINT:PRINT
515 PRINT" USERNAME: "NM$:PRINT
" PASSWORD: "PW$:PRINT" INITIAL
S: "IN$:PRINT" USERFLAG: "FL$:
PRINT" LAST USE: "LU$:PRINT
520 PRINT:PRINT" 1. NAME 2. PSW
ORD 3. INIT":PRINT" 4. FLAG 5.
DELETE 6. NEXT":PRINT" 7. BACK
8. RETURN TO MAIN.":PRINT
525 Q$=INKEY$:ON VAL(Q$) GOTO535,
540,545,550,555,560,570,575
530 GOTO525
535 LINEINPUT" USERNAME: ";N$:L
SET NM$=N$:PUT #1,RC:GOTO510
540 LINEINPUT" PASSWORD: ";P$:L
SET PW$=P$:PUT #1,RC:GOTO510
545 LINEINPUT" INITIALS: ";I$:L
SET IN$=I$:PUT #1,RC:GOTO510
550 LINEINPUT" USERFLAG: ";F$:L
SET FL$=F$:PUT #1,RC:GOTO510
555 LSET LU$=STRING$(10,32):LSET
NM$=STRING$(16,32):LSET PW$=STR
ING$(6,32):LSET IN$=STRING$(3,32
```

```
):LSET FL$=" ":PUT #1,RC:GOTO510
560 RC=RC+1:IF RC<301THEN510
565 GOTO575
570 RC=RC-1:IF RC>0THEN510
575 CLOSE #1:RETURN
580 ' -----
585 ' create userlog file
590 ' -----
595 PRINTCHR$(12):CLS:PRINT:PRIN
T" *** CREATE USERLOG FILE ***"
:PRINT:PRINT:PRINT" ARE YO
U SURE: <Y/N> ?"
600 Q$=INKEY$:IFQ$="Y"THEN605 EL
SEIFQ$="N"THENRETURN ELSE600
605 PRINT:PRINT" OK, CREATING US
ERLOG FILE ...":GOSUB950
610 FORX=1TO300:LSET LU$=STRING$(
10,32):LSET NM$=STRING$(16,32):
LSET PW$=STRING$(6,32):LSET IN$=
STRING$(3,32):LSET FL$=" ":PUT #
1,X:NEXT:CLOSE #1:PRINT" THE FIL
E WILL HOLD 300 USERS!"
615 PRINT:PRINT" PRESS ANY KEY .
.."
620 IF INKEY$=""THEN620
625 RETURN
630 ' -----
635 ' edit messlog file
640 ' -----
645 GOSUB960:PRINTCHR$(12)
650 CLS:GET #1,RC:PRINT" RECORD
#":RC:PRINT" DT$:PRINT
655 PRINT" SUBJECT: "SB$:PRINT"
FOR WHO: "TH$:PRINT" LEFT BY:
"BH$:PRINT:PRINT MS$
660 PRINT:PRINT" <PRESS ANY KEY
FOR OPTIONS>";
```

```
665 IF INKEY$=""THEN665
670 PRINT:PRINT:PRINT" 1. PRINTE
R 2. SUBJ 3. TO WHO":PRINT" 4.
FROM 5. MESSAGE 6. DATE":PR
INT" 7. DELETE 8. NEXT 9. RETU
RN.":
675 Q$=INKEY$:ON VAL(Q$) GOTO685,
690,705,715,730,725,735,740,745
680 GOTO675
685 GOSUB940:PRINT#DV,"SUBJECT:
"+SB$:PRINT#DV,"FOR WHO: "+T
H$:PRINT#DV,"LEFT BY: "+BH$:PR
INT#DV:PRINT#DV,A$:PRINT#DV,B$:P
RINT#DV,C$:PRINT#DV,D$:PRINT#DV
690 GOTO650
695 PRINT:PRINT:LINEINPUT" SUBJE
CT: ";S$:LSET SB$=S$:PUT #1,RC
700 GOTO650
705 PRINT:PRINT:LINEINPUT" TO WH
O: ";I$:LSET TH$=I$:PUT #1,RC
710 GOTO650
715 PRINT:PRINT:LINEINPUT" LEFT
BY: ";L$:LSET BH$=L$:PUT #1,RC
720 GOTO650
725 PRINT:PRINT:LINEINPUT" DATE:
<MTH/DA/YR> ? ";D$:LSET DT$=D$
:PUT #1,RC:GOTO650
730 PRINT:PRINT:PRINT" MESSAGE:"
:PRINT:LINEINPUT M$:LSET MS$=M$:
PUT #1,RC:GOTO650
735 GOSUB945:GOTO650
740 RC=RC+1:IF RC<301THEN650
745 CLOSE #1:RETURN
750 ' -----
755 ' create messlog file
760 ' -----
765 PRINTCHR$(12):CLS:PRINT:PRIN
```

"I cannot imagine the CoCo 3 without ADOS-3; it would not be a complete machine."

The RAINBOW, July 1987

You've moved up to a CoCo 3. A powerful new machine. Now, it's time to give BASIC a shot in the arm, with ADOS-3. Wouldn't it be nice to turn on your machine and be greeted by an 80-column display, in the colors of your choice, with your own custom startup message? To run routinely at 2 MHz (double speed) without having to slow down for disk and printer operations? This and much, much more is possible with ADOS-3, our CoCo 3 adaptation of the acclaimed original ADOS, which shares the original's virtual 100% compatibility with commercial software. After customizing ADOS-3 using the provided configuring utility, you can have it burned into an EPROM that plugs into the Disk BASIC ROM socket, or just use it in RAM as a disk utility. (EPROM + burning will cost \$15.20; we provide information concerning how you can have this done.) Supports double-sided drives (35, 40, or 80 tracks). FAST and SLOW commands, auto line number prompts, RUNM command, keystroke macros, arrow-key scroll through BASIC programs, auto-edit of error line, and many more valuable features

"ON A SCALE OF 1 TO 10, I RATE ADOS-3 A SOLID 15." RAINBOW, 7/87
Disk \$34.95 Original ADOS for CoCo 1 or 2 \$27.95 (See 6/87 RAINBOW review)
Original ADOS plus ADOS-3 \$50.00

THE PEEPER

ML program tracer that multitasks with the target program. An excellent learning tool for the ML novice; an invaluable debugging aid for the expert CoCo 1, 2, or 3 compatible

Disk \$23.95 Assembler source listing Add \$3.00

MONITOR CABLES for CoCo 3

Magnavox 8CM515/8CM505/8CM643 \$19.95 Sony KV1311CR \$29.95

SPECTROSYSTEMS

11111 N. Kendall Drive,
Suite A108
Miami, Florida 33176
(305) 274-3899 Day or Eve

No delay on personal checks • Please add \$2.00 shipping • Sorry no credit cards or COD's

Run VIP on your CoCo 3!

Upgrade your VIP writer, VIP Speller, VIP Calc, VIP Database or VIP Terminal to run on your Color Computer 1, 2 or 3 for only \$30.00 each! Send diskette only and check or money order for \$30.

Upgrade your VIP Product to the VIP Integrated Library, which includes the VIP Writer, VIP Speller, VIP Calc, VIP Database, VIP Terminal and VIP Disk-Zap, for only \$105.95. You save \$45! Send entire VIP product and check or money order for \$105.95.

SD Enterprises

P. O. Box 1064. Sandy, Oregon. 97055

Checks allow 3 weeks for delivery.

```
T" *** CREATE MESSLOG FILE ***"
:PRINT:PRINT:PRINT:PRINT" ARE YO
U SURE: <Y/N> ?"
770 Q$=INKEY$:IFQ$="Y"THEN775 EL
SEIFQ$="N"THENRETURN ELSE770
775 PRINT:PRINT" OK, CREATING ME
SSLOG FILE ...":GOSUB960
780 FORX=1TO300:LSET DT$=STRING$(
10,32):LSET SB$=STRING$(8,32):L
SET TH$=STRING$(3,32):LSET BH$=S
TRING$(3,32):LSET MS$=STRING$(22
4,32):PUT #1,X:NEXT
785 CLOSE #1:PRINT" THE LOG WILL
HOLD 300 RECORDS!":GOTO615
790 ' -----
795 ' edit exitlog file
800 ' -----
805 GOSUB970
810 PRINTCHR$(12):CLS:GET #1,RC:
PRINT:PRINT" RECORD #";RC:PRINT
"
"DT$:PRINT
815 PRINT" USERNAME: "NM$:PRINT"
MESSAGE":PRINT:PRINT MS$
820 PRINT" 1. PRINTER 2. DELETE
3. NEXT":PRINT" 4. GO BACK 5.
RETURN TO MAIN.":
825 Q$=INKEY$:ON VAL(Q$)GOTO835,
845,850,860,865
830 GOTO825
835 GOSUB940:PRINT#DV,"USERNAME:
"+NM$:PRINT#DV,"MESSAGE":PRINT
T#DV:PRINT#DV,A$:PRINT#DV,B$:PRI
NT#DV,C$:PRINT#DV,D$:PRINT#DV
```

```
840 GOTO810
845 LSET DT$=STRING$(10,32):LSET
NM$=STRING$(16,32):LSET MS$=STR
ING$(224,32):PUT #1,RC:GOTO810
850 RC=RC+1:IF RC<101THEN810
855 GOTO865
860 RC=RC-1:IF RC>0THEN810
865 CLOSE #1:RETURN
870 ' -----
875 ' create exitlog file
880 ' -----
885 PRINTCHR$(12):CLS:PRINT:PRIN
T" *** CREATE EXITLOG FILE ***"
:PRINT:PRINT:PRINT:PRINT" ARE YO
U SURE: <Y/N> ?"
890 Q$=INKEY$:IFQ$="Y"THEN895 EL
SEIFQ$="N"THENRETURN ELSE890
895 PRINT:PRINT" OK, CREATING EX
ITLOG FILE ...":GOSUB970
900 FORX=1TO100:LSET DT$=STRING$(
10,32):LSET NM$=STRING$(16,32):
LSET MS$=STRING$(224,32):PUT #1,
X:NEXT:CLOSE #1
905 PRINT" THE LOG WILL HOLD 100
RECORDS!":GOTO615
910 ' -----
915 ' sysop log revision
920 ' -----
925 PRINTCHR$(12):CLS:PRINT:PRIN
T" *** SYSOP LOG REVISION ***"
:PRINT:PRINT:PRINT:LINEINPUT" DA
TE: <MTH/DA/YR> ";D$:PRINT
930 LINEINPUT" SYSOP NAME: ";N$
```

```
:LINEINPUT" INITIALS: ";I$:LI
NEINPUT" PASSWORD: ";P$
935 GOSUB950:GET #1,1:LSET LU$=D
$:LSET NM$=N$:LSET PW$=P$:LSET I
N$=I$:LSET FL$="A":PUT #1,1:CLOS
E #1:PRINT:PRINT" OK, SYSOP'S LO
G IS NOW REVISED!":GOTO615
940 DV=-2:R$=STR$(RC):A$=LEFT$(M
S$,56):B$=MID$(MS$,57,56):C$=MID
$(MS$,113,56):D$=RIGHT$(MS$,56):
PRINT#DV,"RECORD: #"+R$+"
"+DT$:PRINT#DV:RETURN
945 LSET DT$=STRING$(10,32):LSET
SB$=STRING$(8,32):LSET TH$=STRI
NG$(3,32):LSET BH$=STRING$(3,32)
:LSET MS$=STRING$(224,32):PUT #1
,RC:RETURN
950 OPEN"D",#1,"USERLOG/SYS:"+UL
$,36:FIELD #1,10 AS LU$,16 AS NM
$,6 AS PW$,3 AS IN$,1 AS FL$
955 RETURN
960 OPEN"D",#1,"MESSLOG/SYS:"+ML
$,248:FIELD #1,10 AS DT$,8 AS SB
$,3 AS TH$,3 AS BH$,224 AS MS$
965 RETURN
970 OPEN"D",#1,"EXITLOG/SYS:"+EL
$,250:FIELD #1,10 AS DT$,16 AS N
M$,224 AS MS$:RETURN
975 POKE &H7D04,IP:POKE &H7D05,O
P:LOAD "BBS-BORD/SYS",R
980 POKE 113,0:EXEC 40999
985 ' -----
990 ' end of program
```

95	10
160	86
270	30
END	211

Listing 4: TEXTGEN.EDT

```
10 ' -----
15 ' text file processor
20 ' bbs-board bulletin system
25 ' -----
30 CLEAR 5000:DIM TX$(500)
35 CLS:PRINT@34,"*** TEXT FILE P
ROCESSOR ***":PRINT:PRINT
40 PRINT" DO YOU WANT TO START A
FILE OR":PRINT" EDIT AN EXISTIN
G ONE: <S/E> ?"
45 Q$=INKEY$:IFQ$="E"ORQ$="S"THE
N50 ELSE45
50 PRINT:LINEINPUT" ENTER FILENA
ME: ";FL$
55 IF LEN(FL$)>8THEN50
60 PRINT:LINEINPUT" EXTENSION NA
ME: ";XT$
65 IF LEN(XT$)=3THEN85 ELSE60
70 ' -----
75 ' directory verification
80 ' -----
85 FX$=FL$+"/"+XT$:PRINT:PRINT"
CHECKING THE DISK DIRECTORY:"PR
INT" JUST A MOMENT, PLEASE ..."
90 CK=0:FORX=3TO11:DSKI$0,17,X,A
$,B$:A$=A$+LEFT$(B$,120):FORK=0T
07:SB$=MID$(A$,K*32+1,8):XS$=MID
$(A$,K*32+9,3):Y=ASC(SB$):IF Y=2
55THEN K=7:X=11:GOTO105
95 IFRIGHT$(SB$,1)=" "THENSBS$=LE
FT$(SB$,LEN(SB$)-1):GOTO95
100 DF$=SB$+"/"+XS$:IFDF$=FX$THE
N CK=1:K=7:X=11
105 NEXTK,X:IFQ$="E"THEN120
110 IF CK<1THEN140
```

```
115 CLS:PRINT@33,"SORRY, BUT THA
T FILENAME NOW":PRINT" EXISTS ON
YOUR DISK! PLEASE":PRINT" CHOO
SE ANOTHER NAME ...":GOTO50
120 IF CK=1THEN255 ELSEPRINT:PRI
NT" SORRY, I CAN'T FIND THAT FIL
E!":FORX=1TO350:NEXT:GOTO35
125 ' -----
130 ' textfile processor
135 ' -----
140 CLS:PRINT@33,"===== TEXT P
ROCESSOR =====":PRINT
145 PRINT" OK, CREATE YOUR TEXT
PROGRAM!":PRINT" PRESS <ENTER> O
N AN OPEN LINE":PRINT" FOR INPUT
COMMANDS WHEN READY."
150 X=1:PRINT:PRINT" ////////////
//////////":PRINT
155 M$=""GOSUB200:PRINT:IFM$=""
THEN165 ELSETX$(X)=M$:IF X<500TH
EN X=X+1:PRINT"-":X:GOTO155
160 PRINT:PRINT" YOU HAVE REACHE
D THE LIMIT OF":PRINT" TEXT DIME
NSION: SAVE <Y/N> ?":GOTO170
165 IF X<2THEN230 ELSEPRINT:PRIN
T" SAVE FILE TO DISK: <Y/N> ?"
170 Q$=INKEY$:IFQ$="Y"THEN175 EL
SEIFQ$="N"THEN230 ELSE170
175 OPEN"O",#1,FX$:FORY=1TO X:PR
INT #1,FX$(Y):NEXT:CLOSE #1
180 PRINT:PRINT" OK, "FX$:PRINT"
HAS NOW BEEN SAVED ...":GOTO230
185 ' -----
190 ' inkey$ subroutine
195 ' -----
200 Q$=INKEY$:IFQ$=CHR$(8)AND M$
=" "THENQ$=""
205 IFQ$=""THEN200
210 IFQ$=CHR$(8)THEN225
215 IFQ$=CHR$(13)THENRETURN
220 M$=M$+Q$:PRINT Q$:IF LEN(M$
)<31THEN200 ELSERETURN
225 M$=LEFT$(M$,LEN(M$)-1):PRINT
Q$:GOTO200
230 PRINT:PRINT" START ANOTHER F
```

```
ILE: <Y/N> ?"
235 Q$=INKEY$:IFQ$="Y"THEN35 EL
SEIFQ$="N"THEN325 ELSE235
240 ' -----
245 ' textfile editor
250 ' -----
255 CLS:PRINT@33,"===== TEXTFIL
E EDITOR ====="
260 PRINT@131,"THIS IS A BASIC L
INE EDITOR":PRINT" YOU CAN REVI
SE ANY LINE WITHIN":PRINT" THE F
ILE, BUT YOU CAN'T ADD TO":PRINT
" OR DELETE LINES OF TEXT ..."
265 PRINT@353,"PRESS ANY KEY !"
270 IF INKEY$=""THEN270
275 OPEN"O",#1,FX$:Y=1
280 IFNOT EOF(1)THEN LINEINPUT #
1,FX$(Y):Y=Y+1:GOTO280
285 CLOSE #1:FORX=1TO Y:CLS:PRIN
T@34,"*** EDIT LINE: ";X:PRINT"
<Y/N> ***":PRINT:PRINT"-
-";PRINT
X$(X):PRINT"-
-";
290 Q$=INKEY$:IFQ$="Y"THEN305 EL
SEIFQ$="N"THEN295 ELSE290
295 IFTX$(X)=" "THEN320 ELSEPRINT
:PRINT" *** EXIT OR NEXT: <E/N
> ***"
300 Q$=INKEY$:IFQ$="E"THEN315 EL
SEIFQ$="N"THENNEXT ELSE300
305 PRINT" *** OK, ENTER A NEW
LINE ***":PRINT"-
-";M$=""GOSUB20
0:IFM$=""THENM$=STRING$(31,32)
310 TX$(X)=M$:X=X-1:NEXT
315 IFTX$(Y)=" "THEN Y=Y-1:GOTO31
5 ELSEPRINT:X=Y+1
320 PRINT:PRINT" RESAVE FILE TO
DISK: <Y/N> ?":GOTO170
325 POKE 113,0:EXEC 40999
330 ' -----
335 ' end of program
```

ASCII For It

By Joseph Kolar
Rainbow Contributing Editor

The special keys that mark the CoCo 3 as being uniquely different from its older brothers are intriguing. They are not discussed in the manual, and a challenge builds to a crescendo to find some use for them in BASIC programs.

Our quest becomes one of discovering the ASCII value of each key and verifying it by creating a small routine. We'll call on CoCo's ASC function to convert a character or string variable into an ASCII decimal number. Here's a small program to do it:

```
10 A$=INKEY$: IF A$="" GOTO10
20 X=ASC(A$)
30 PRINT A$;X,
40 GOTO10
```

Run the program and save it to tape or disk.

We decide to use INKEY\$ to read a character from the keyboard. Line 10, a multiple-line statement, uses statements that go together like baloney and bread. Expect to use some version of them in tandem when INKEY\$ situations arise. You should memorize the line and write it down as a frequently used convention in your reference notebook.

Line 20 gives X the variable that will provide the ASCII number of the key struck. Line 30 displays the name of the key pressed and its corresponding ASCII number. A few keys (space bar, ENTER, CLEAR, etc.) will display only the ASCII number. This indicates that

the key performs some task other than representing a visible character.

Run the program. Strike a few keys. Compare the values with the ASCII character tables in your manual.

Note that if a program has a WIDTH32 statement indicating the Lo-Res screen, masking that program line with a REM statement usually allows older CoCos to accept the program. Older CoCos will balk at CoCo 3's special vocabulary, shrug their shoulders and cough up an SN Error, not understanding the new dialect.

We'll follow these assumptions in future tutorials: If WIDTH32 occurs in a program line, the program was created on a CoCo 3 and is not necessarily understandable to older CoCos; if the program lacks this statement, the program was specifically created for older CoCos.

Fool around time!

Remove A\$; from Line 30 and change the comma to a semicolon. Now run. Type your name. It looks like a primitive cipher. Make the code a bit more mystifying by adding a new line: 25 X=X+2. Now run.

Type your name. This line was deliberately written to make all values from the older CoCo keyboard appear as double digits. The numbers fall neatly to display an elegant batch of numbers. The single-digit left arrow key (8) and right arrow key (9) do not louse up the march of double digits; they take the values 10 and 11, respectively. The highest value is 95, but who is likely to type a shifted up arrow?

Delete Line 25.

Without consulting the manual, you can determine the numeric value of the

key pressed. You may want to devote some time at this stage to memorizing the values of the alphabet keys and any other keys that strike your imagination.

Now we have a method for determining the ASCII values of the rearranged arrow keys and other special CoCo 3 keys and can verify the observations with a color-coded display for each key.

Attention CoCo 3 owners! Using the ASC program you saved earlier, determine the values of ALT, CTRL, F1 and F2. Make a note of these values in your manual, and list the four shifted values of these keys as well. The value of shifted ALT is 19. You may have trouble getting this bashful number. Try tapping different combinations of ALT and CTRL.

Key in listing SPECKEYS.

Lines 1 through 5 look familiar. Line 10 asks CoCo to check and see if CTRL is pressed; if CoCo reports back that CTRL is being pressed, it is then instructed to color the screen black.

Run the program and press CTRL. Now check out the other keys. Notice that pressing any regular key produces a black screen.

Edit Line 100 (type EDIT 100) to change the screen color to buff (value of 5 is entered). Run the program and press CTRL. Now run again and press any regular key. Re-edit Line 100 to restore screen color to black (value of 0 is entered).

We verified that if we called the proper key by its ASCII number, we got a desired result. Incidentally, we found a use for these normally unused keys in BASIC — performing specific tasks. That is, CoCo was prodded to call specific colors.

Florida-based Joseph Kolar is a veteran writer and programmer who specializes in introducing beginners to the powers of the Color Computer.

Now save SPECKEYS to tape or disk.

To make each key pressed produce a different color in a perpetual loop, change Lines 100 to 400 to GOTO3, not letting them loop on themselves. Run.

To prove that CTRL gives black, add:

```
50 IF X<>189 OR X<>103 OR X<>
  4 OR X<>64 GOTO500
500 CLS8:GOTO3
```

Run the program and press CTRL. Then press any regular key. Only CTRL will produce black. The regular keys will call for orange. Delete lines 50 and 500 and save the program as S1.

We will now inspect the shifted arrow keys and shifted CLEAR and assign the rest of the CLS Lo-Res colors.

From listing S1 add lines 50 through 90 and 500 through 900 to your working program. Run it. Press all nine keys in rotation. Save your modification as S.

The temptation to make the colors scroll automatically in sequence, beginning with the key pressed, is too strong to ignore.

From listing S2, add lines 2 and 2000. Edit lines 100 through 900 and make the required changes. Use this procedure:

Type EDIT100 and press X to jump to the end of the line. Backspace with the left arrow key three spaces. Type and enter SUB2000. And so forth. At Line 900 also add :GOTO2, run the program and press CTRL. If you press any regular key, you will get a full run-through. If you press one of the other eight targeted keys, only a partial run-through will be executed.

Now save our evolving labor of love as S2. The true newcomer can memorize the Lo-Res CLS color numbers by counting the colors as they scroll on the screen when using any regular key to tickle CoCo.

If you want the color display to recycle forever, change Line 900 to :GOTO4 and run.

Now let us see what is what when we change the width statement in Line 1 to WIDTH40. Upon making the change to a Hi-Res screen, we are dejected to get an HP Error in Line 2. Scrutinizing Line 2, we see that PRINT@ won't do. The line must be composed so that CoCo 3 makes sense out of it. Copy Line 2 from listing S3. Restore :GOTO2 in Line 900 and run. We cleared the screen to default colors and used LOCATE to place our legend on the 11th row, indenting 11 spaces. Rather than have the Hi-Res cursor hanging clumsily at the end of the directions, we

lowered and centered it and used it as an accent. Notice that we lost black when we pressed CTRL or a regular key.

Time to panic! We thumb through our manual to discover to our dismay that CLS has no CLS0 color in Hi-Res. Well, we can live with that bit of distressing news.

We edit lines 100 to 800 and change the color in CLS. Delete Line 900, a superfluous line. At the end of Line 800, add :GOTO2. You may want to go back and correct the color names in lines 10 through 80. Delete Line 90 to avoid confusion.

Note in WIDTH40, using CLS, the entire screen is one color (background as well as foreground).

You know what a fetish I have about blank screens. They scream for treatment. My sterile brain salvaged the names from last month's tutorial and they translated into subroutine lines 1000 to 1300, which you key in.

Look at listing S3. In lines 100 and 500, insert GOSUB1200: and run. In lines 200 and 600, insert GOSUB1300: and run. In lines 300 and 700, insert GOSUB1000: and in lines 400 and 800, insert GOSUB1100: and run. The secret is out! Now you know where and with whom I hang out when my CoCo is in dry dock.

Change Line 2000 to shorten the delay to 500 ticks. Save our modification now as S3.

To make S3 work in Lo-Res on CoCo 3, we change Line 1 back to WIDTH32. Run. We get the anticipated HP Error in Line 2. Key in Line 2 from listing S4, along with lines 1000 to 1300; change GOTO2 to GOTO4 in Line 800 and run.

Entering 6 GOTO100 bypasses all the instructions to the special keys. Run. Now any key, including the special keys, will work. You might consider deleting lines 10 through 80, but I am a chicken and left them in the program even though the colors listed are wrong. Save again as S4.

The final experiment is to make a program especially for the earlier CoCos. (It's a good thing I didn't delete lines 10 through 80!) Enter DEL1, for openers.

From listing S5 key in Line 2. Run, and get the "no place for CoCo to go to" error message.

Key in lines 3000 and 3001 and run. Note the different techniques I must utilize to make my complete list.

Look at Line 3001. I started out using the PRINTTAB(x) system. Beginning at column 1, the color number was listed. Two blanks intervened and the color

name printed out. This was separated between quotes with a comma. A leading space had to be inserted in front of number 1 to maintain column integrity.

And so it went without further incident, until the end of the program line. Since the 'W' in ARROW was at the right margin, trouble loomed. The PRINTTAB ploy was abandoned.

Key in lines 3002 and 3003. It was time to resort to the PRINT@ gambit. It was OK to shift to the right-hand key column with the comma between quotes, but CoCo nixed it because the 'W' was crowding the right margin. Another PRINT@ had to be utilized and from there it was clear sailing. RIGHT had to be abbreviated or it would have split and continued on the next row, ruining the columnar list. Run.

Edit lines 100 through 800, changing the CLS value beginning with zero. Delete :GOTO2 from the end of Line 800.

Enter 900 CLS8:GOSUB2000:GOTO2 and run.

Ah! That blank area!

Copy Line 1400 from S5 and insert after the color in Line 900. Enter GOSUB1400: and DEL6.

Edit lines 10 through 40, changing ASCII values and adding Line 90 from S5. Run.

Finally, re-edit lines 10 through 80, changing color and key name as necessary. Save the program with these modifications as S5.

This tutorial was fun to create. The only odd thing about it was that all those ASCII numbers and the keys they represent didn't do a thing for this program. This is not to say that their use is invalid, but, in S5 you could delete lines 10 through 90 and no harm would befall the program concept. Be careful if you want to chop up or mutilate an existing program just to satisfy your lust for brevity. You never know when you might want to refer to it. Delete it and it is gone forever, possibly taking the idea with it. My free advice is to be reluctant to delete a harmless portion of a working program. It is analogous to wiping out a program. There is an old adage: Five minutes after you destroy a program or delete a routine, guess what you are looking for.

Instead of deleting lines, bypass them or remark them. The program listing may look unnecessarily bulky, but so what? There is nobody standing over you with a clipboard, giving you bad marks.

I mentioned that the ASCII didn't do a thing for our final program. True, but

the final program would never have been created without the impetus of the first explorations. This is a case wherein we experiment with and then discard some residue.

Every now and then I write about the advisability of making a home-grown reference book, using a regular spiral notebook. In it, copy a routine or listing that captivates your curiosity, and, in your own words, explain it for your personal benefit. Veteran CoConauts, as well as beginners, know that you can't memorize everything about the CoCo. Let your personal reference notebook supplement your manual.

We are progressing very slowly in our leisurely inspection of the CoCo 3 domain. Isn't it reassuring to discover how many programs we can salvage for use with vintage CoCos?

On a personal note, speaking of

venerable CoCos, my Color Computer is one of the dark-age CoCos.

When my keyboard went, I bought a CoCo 3 rather than have my faithful CoCo repaired. It wasn't long before I yearned for my old friend. I high-tailed it to Radio Shack and had the keyboard replaced with another tile keyboard. I prefer the tile keys and I loved the old zero, which is now the CoCo 3 letter 'o', replacing the old square 'o'. My myopic orbs confuse the CoCo 3 zero with the number 8.

Do you know what I love best about "Old Faithful"? The broad expanse between side vents. (You newcomers can picture it by looking at the illustrations in the manual.) This area is my writing desk. I challenge you to write notes on your CoCo 2 or CoCo 3.

The other feature, whose demise I mourn, is the extra-wide ENTER key.

The other side of the coin is price. The cost of upgrading my 4K BASIC CoCo to 16K ECB and keyboard replacement, over time, has come to over \$600. I got the CoCo 3, which is really a 32K ECB machine as far as we BASIC users are concerned, for a little over \$200.

It is worth it! Now I have two friends instead of one. Maybe I'll name CoCo 3 "Son of CoCo."

My freely offered advice to owners of older CoCos is to consider investing in a CoCo 3, not to retire the old CoCo but to supplement it. There is something to say for operating two CoCos at the same time.

If you learned something from this tutorial, it is another bit of knowledge that you can add to your repertoire of CoCo skills. Above all, it should have been a stimulating, fun experience that you can't wait to repeat next month. □

Listing 1:

```
Ø '<SPECKEYS>
1 WIDTH32
3 A$=INKEY$
4 IF A$="" GOTO3
5 X=ASC(A$)
1Ø IF X =189 GOTO1ØØ'BLACK CTRL
```

```
2Ø IF X=1Ø3 GOTO2ØØ'GREEN F1
3Ø IF X=4 GOTO3ØØ'YELLOW F2
4Ø IF X=64 GOTO4ØØ'BLUE ALT
1ØØ CLSØ:GOTO1ØØ
2ØØ CLS1:GOTO2ØØ
3ØØ CLS2:GOTO3ØØ
4ØØ CLS3:GOTO4ØØ
```

J&R ELECTRONICS
Easy, Solderless Installation
"JramR"

512K COCO 3 Memory Expansion Board. Upgrades stock 128K COCO 3 to full 512K for OS9 Level II. Similar to RS upgrade.

Now partner...reach for your

SIXDRIVE!

With purchase of a BANKER II or JramR you can have a #9008 **SIXDRIVE**

for only **\$995**

SIXDRIVE is a machine language utility that modifies Disk Extended Basic 1.0, 1.1, or FKEYS III to allow the use of 3 double sided drives as 6 single side drives without **ANY** hardware modifications.

FEATURES two different drive select assignments:
(1) [0,2] [1,3] [4,5] (2) [0,1] [2,3] [4,5]

Ramdisk is compatible with GIMMESOFT's SIXDRIVE

Made in U.S.A. Complete Hardware & Software

COCO 3 ONLY

#1010	\$39.95	JramR bare board plus connectors and software
#1011	\$79.95	JramR kit includes all parts plus memory chips and software
#1012	\$99.95	JramR assembled and tested plus memory chips and software
#1013	\$19.95	JramR S/W deluxe customizable ramdisk & spooler, memory test, and ramdisk utility programs. Compatible with all CoCo 3 512K.
#1014	\$49.95	JramR ØK bytes (#1012 less memory chips)



Readily available: User Replaceable Socketed Memory Chips, no hard-to-find SIP memories.

To place an order, write to J&R Electronics, P.O. Box 2572, Columbia, MD 21045, OR call (301) 987-9067—Jesse or (301) 788-0861—Ray.

HOURS: Weekdays 7 p.m.-9 p.m.; Sat. Noon-5 p.m. EASTERN TIME, usually, if no answer try later.

Add \$4.00 shipping & handling (FOREIGN ORDERS \$7.00), COD charge \$3.00. Maryland residents add 5% state tax. Foreign orders must include payment on U.S. bank.

CHECKS, MONEY ORDERS OR COD's only please (personal check—2 weeks for clearance), IMMEDIATE DELIVERY. Give COCO RadioShack model # (i.e. 26-3136). Disk or Tape when ordering.

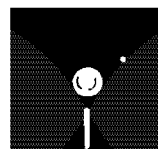
QUANTITY DISCOUNT AVAILABLE. For information on shipping or previously placed orders call (301) 788-0861. COCO II 26-31XX owners call (soldering experience may be required).

Refer to back issues of RAINBOW for other products.

THE SOFTWARE HOUSE

A DIVISION OF DATAMATCH, INC.

DS/DD PROGRAMMERS DISKS



WOW!

1Ø FOR \$ 5.95
5Ø FOR \$28.95
1ØØ FOR \$49.95

W/SLEEVES, LABELS, W.P. TABS

MADE IN USA! CERTIFIED ERROR FREE.

5 YEAR WARRANTY

FLIPPY DISKS 1Ø/\$8.95

FACTORY PUNCHED - USE BOTH SIDES

PRINTER RIBBONS

EPSON MX/RX/FX 70/80	\$5.00 Ea.	6/\$28.00
RED, GREEN, BROWN, BLUE	\$6.00 Ea.	4/\$22.00
GEMINI 10/10X/SG10	\$2.00 Ea.	DOZ/\$22.00
GEM/OKI COLORS	\$3.00 Ea.	4/\$10.00
OKIDATA 80/82/92/93	\$2.00 Ea.	DOZ/\$22.00
C.ITOH.NEC 8023, APPLE		
DMP/IMAGEWRITER	\$6.00 Ea.	6/\$34.00
RED, GREEN, BROWN, BLUE	\$6.50 Ea.	4/\$25.00

ALL ITEMS 100% GUARANTEED

Add \$2.50 S/H in U.S.A. - Canada Add \$3.50 + \$1.00/LB

Michigan Residents Add 4% Sales Tax

Send Check/Money Order Payable to:

THE SOFTWARE HOUSE

9020 HEMINGWAY, REDFORD, MI 48239

(313) 937-3442



Send Card Number & Exp. Date

Min. Charge Order \$20.00

Listing 2:

```

0 '<S1>
1 WIDTH32
3 A$=INKEY$
4 IF A$="" GOTO3
5 X=ASC(A$)
10 IF X =189 GOTO1000'BLACK CTRL
20 IF X=103 GOTO2000'GREEN F1
30 IF X=4 GOTO3000'YELLOW F2
40 IF X=64 GOTO4000'BLUE ALT
50 IF X=95 GOTO5000'RED <SHIFT UP
-ARROW>
60 IF X=91 GOTO6000'BUFF <SHIFT D
OWN-ARROW>

```

```

70 IF X=21 GOTO7000'CYAN <SHIFT L
EFT-ARROW>
80 IF X=93 GOTO8000'MAGENTA <SHIF
T RIGHT-ARROW>
90 IF X=92 GOTO9000'ORANGE <SHIFT
CLEAR>
100 CLS0:GOTO3
200 CLS1:GOTO3
300 CLS2:GOTO3
400 CLS3:GOTO3
500 CLS4:GOTO3
600 CLS5:GOTO3
700 CLS6:GOTO3
800 CLS7:GOTO3
900 CLS8:GOTO3

```

Listing 3:

```

0 '<S2>
1 WIDTH32
2 CLS:PRINT@231," PRESS <CTRL> K
EY"
3 A$=INKEY$
4 IF A$="" GOTO3
5 X=ASC(A$)
10 IF X =189 GOTO1000'BLACK CTRL
20 IF X=103 GOTO2000'GREEN F1
30 IF X=4 GOTO3000'YELLOW F2
40 IF X=64 GOTO4000'BLUE ALT
50 IF X=95 GOTO5000'RED <SHIFT UP
-ARROW>
60 IF X=91 GOTO6000'BUFF <SHIFT D

```

```

OWN-ARROW>
70 IF X=21 GOTO7000'CYAN <SHIFT L
EFT-ARROW>
80 IF X=93 GOTO8000'MAGENTA <SHIF
T RIGHT-ARROW>
90 IF X=92 GOTO9000'ORANGE <SHIFT
CLEAR>
100 CLS0:GOSUB2000
200 CLS1:GOSUB2000
300 CLS2:GOSUB2000
400 CLS3:GOSUB2000
500 CLS4:GOSUB2000
600 CLS5:GOSUB2000
700 CLS6:GOSUB2000
800 CLS7:GOSUB2000
900 CLS8:GOSUB2000:GOTO2
2000 FOR Z=1 TO 1000:NEXT:RETURN

```

Listing 4:

```

0 '<S3>
1 WIDTH40
2 CLS1: LOCATE10,10:PRINT" PRESS
THE <CTRL> KEY";:LOCATE20,12
3 A$=INKEY$
4 IF A$="" GOTO3
5 X=ASC(A$)
10 IF X =189 GOTO1000'GREEN CTRL
20 IF X=103 GOTO2000'YELLOW F1
30 IF X=4 GOTO3000'BLUE F2
40 IF X=64 GOTO4000'RED ALT
50 IF X=95 GOTO5000'BUFF <SHIFT U
P-ARROW>
60 IF X=91 GOTO6000'CYAN <SHIFT D
OWN-ARROW>
70 IF X=21 GOTO7000'MAGENTA <SHIF
T LEFT-ARROW>
80 IF X=93 GOTO8000'ORANGE <SHIFT
RIGHT-ARROW>

```

```

100 CLS1:GOSUB1200:GOSUB2000
200 CLS2:GOSUB1300:GOSUB2000
300 CLS3:GOSUB1000:GOSUB2000
400 CLS4:GOSUB1100:GOSUB2000
500 CLS5:GOSUB1200:GOSUB2000
600 CLS6:GOSUB1300:GOSUB2000
700 CLS7:GOSUB1000:GOSUB2000
800 CLS8:GOSUB1100:GOSUB2000:GOT
O2
1000 LOCATE13,10:ATTR3,2:PRINT"
FRED ASTAIRE ";:LOCATE22,12:RE
TURN
1100 LOCATE13,10:ATTR3,2:PRINT"
DANCE STUDIO ";:LOCATE22,12:RE
TURN
1200 LOCATE13,10:ATTR3,2:PRINT"
JOSEPH KOLAR ";:LOCATE22,12:RE
TURN
1300 LOCATE13,10:ATTR3,2:PRINT"
BELINDA RAMSEY";:LOCATE22,12:RE
TURN
2000 FOR Z=1 TO 500:NEXT:RETURN

```


Listing 5:

```

Ø '<S4>
1 WIDTH32
2 CLSØ:PRINT@23Ø," PRESS A REGUL
AR KEY ";;FOR Z=1TO1ØØØ:NEXT
3 A$=INKEY$
4 IF A$="" GOTO3
5 X=ASC(A$)
6 GOTO1ØØ
1Ø IF X =189 GOTO1ØØ'GREEN CTRL
2Ø IF X=1Ø3 GOTO2ØØ'YELLOW F1
3Ø IF X=4 GOTO3ØØ'BLUE F2
4Ø IF X=64 GOTO4ØØ'RED ALT
5Ø IF X=95 GOTO5ØØ'BUFF <SHIFT U
P-ARROW>
6Ø IF X=91 GOTO6ØØ'CYAN <SHIFT D
OWN-ARROW>
7Ø IF X=21 GOTO7ØØ'MAGENTA <SHIF

```

```

T LEFT-ARROW>
8Ø IF X=93 GOTO8ØØ'ORANGE <SHIFT
RIGHT-ARROW>
1ØØ CLS1:GOSUB12ØØ:GOSUB2ØØØ
2ØØ CLS2:GOSUB13ØØ:GOSUB2ØØØ
3ØØ CLS3:GOSUB1ØØØ:GOSUB2ØØØ
4ØØ CLS4:GOSUB11ØØ:GOSUB2ØØØ
5ØØ CLS5:GOSUB12ØØ:GOSUB2ØØØ
6ØØ CLS6:GOSUB13ØØ:GOSUB2ØØØ
7ØØ CLS7:GOSUB1ØØØ:GOSUB2ØØØ
8ØØ CLS8:GOSUB11ØØ:GOSUB2ØØØ:GOT
O4
1ØØØ PRINT@232," FRED ASTAIRE
";:RETURN
11ØØ PRINT@232," DANCE STUDIO
";:RETURN
12ØØ PRINT@232," JOSEPH KOLAR
";:RETURN
13ØØ PRINT@232," BELINDA RAMSEY
";:RETURN
2ØØØ FOR Z=1 TO 5ØØ:NEXT:RETURN

```

Listing 6:

```

Ø '<S5>
2 CLS5:PRINT@6," PRESS A SPECIAL
KEY ";;FOR Z=1 TO 1ØØØ:NEXT:GOS
UB3ØØØ
3 A$=INKEY$
4 IF A$="" GOTO3
5 X=ASC(A$)
1Ø IF X =94 GOTO1ØØ'BLACK <UP-AR
ROW>
2Ø IF X=1Ø GOTO2ØØ'GREEN <DOWN-A
RROW>
3Ø IF X=8 GOTO3ØØ'YELLOW <LEFT-A
RROW>
4Ø IF X=9 GOTO4ØØ'BLUE <RIGHT-AR
ROW>
5Ø IF X=95 GOTO5ØØ'RED <SHIFT UP
-ARROW>
6Ø IF X=91 GOTO6ØØ'BUFF <SHIFT D
OWN-ARROW>
7Ø IF X=21 GOTO7ØØ'CYAN <SHIFT L
EFT-ARROW>
8Ø IF X=93 GOTO8ØØ'MAGENTA <SHIF
T RIGHT-ARROW>
9Ø IF X=92 GOTO9ØØ'<SHIFT CLEAR>
1ØØ CLSØ:GOSUB12ØØ:GOSUB2ØØØ
2ØØ CLS1:GOSUB13ØØ:GOSUB2ØØØ
3ØØ CLS2:GOSUB1ØØØ:GOSUB2ØØØ
4ØØ CLS3:GOSUB11ØØ:GOSUB2ØØØ
5ØØ CLS4:GOSUB12ØØ:GOSUB2ØØØ
6ØØ CLS5:GOSUB13ØØ:GOSUB2ØØØ

```

```

7ØØ CLS6:GOSUB1ØØØ:GOSUB2ØØØ
8ØØ CLS7:GOSUB11ØØ:GOSUB2ØØØ
9ØØ CLS8:GOSUB14ØØ:GOSUB2ØØØ:GOT
O2
1ØØØ PRINT@232," FRED ASTAIRE
";:RETURN
11ØØ PRINT@232," DANCE STUDIO
";:RETURN
12ØØ PRINT@232," JOSEPH KOLAR
";:RETURN
13ØØ PRINT@232," BELINDA RAMSEY
";:RETURN
14ØØ PRINT@232," INVERNESS, FL.
";:GOSUB2ØØØ:RETURN
2ØØØ FOR Z=1 TO 5ØØ:NEXT:RETURN
3ØØØ PRINT@64," COCO WILL RUN T
HRU THE LO-RES CLS COLORS IN ROT
ATION FROM Ø-8 STARTING WITH THE
KEY YOU PRESS:"
3ØØ1 PRINTTAB(1)"Ø BLACK","UP-A
RROW"," 1 GREEN","DOWN-ARROW","
2 YELLOW","LEFT-ARROW"," 3 BL
UE","RIGHT-ARROW"," 4 RED","SHI
FT UP-ARROW"," 5 BUFF","SHIFT D
OWN-ARROW"
3ØØ2 PRINT@385,"6 CYAN","SHIFT
LEFT-ARROW":PRINT@417,"7 MAGENT
A","SHIFT RT-ARROW"," 8 ORANGE"
,"SHIFT CLEAR"
3ØØ3 GOSUB2ØØØ:RETURN

```

Building functions and windows

C: The Beginnings

By Nancy Ewart

Basically, I like C. I found it easy to learn once I got over the nearly insurmountable hurdles of the mechanics of typing the source code. It is exciting and interesting. Since C and OS-9 Level II are both used by other machines and the source code is portable, C is a choice with a future.

You can get started with C if you understand a few rules, such as how functions operate. You also need OS-9, a C Compiler and an editor that will permit curly braces, square brackets and back slashes.

The `main()` function starts all C programs (at least at my level of learning). Curly braces, {}, mark the begin-

Nancy Ewart lives in Toms River, New Jersey, and is a partner in a framing/art supply/paperback book business. She has owned her CoCo for nearly two years and is a dedicated user.

ning and end of the program itself. /* */ set off comments; the C compiler will ignore anything within them. `Printf()` is the only other standard C function you need to get started. When you use it in a program, put what you want to print within quotes in parentheses, following with a semi-colon.

As is usual with computer languages, punctuation is very important. `Main()` does not use a semi-colon because what follows inside curly braces defines `main()`. Definitions get curly braces. `Printf()` gets a semi-colon because it acts as a statement, an instruction. If the source code is not correct, the C compiler will not work. For an in-depth look at how to "install" the C compiler on your system, see "Sailing Off to C" by Bill Barden (March 1987, Page 186).

Listing 1 shows how these functions are done. Add your address, telephone number and the year. Save the program

using your initials and .c in the SOURCE directory of a C library disk.

Another advantage to C is that you can become creative in programming when you are just beginning to learn the language. When you learn early how to define functions specifically for a program you are creating, it seems like you are coining your own command vocabulary. No longer are you limited to a fixed vocabulary. If you want something done over and over again, you create a function to do it.

The program shown in Listing 2 is not a dramatically useful one. In fact, its output is trivial. The content and process of the program, however, show a novice how to begin designing and creating functions.

The program prints the sea chantey "Earlye in the Morning" and it illustrates the use of two C functions, `main()` and `printf()`, as well as how

to create functions of your own. Save this program as `drunk.c`. After compiling, the command is `drunk`.

What do you think the printout of this source code will look like after it is compiled and the command `drunk` is in your current execution directory?

The next step is to add color. Listing 3 shows how to print a number as an integer, in its ASCII code or as a graphics character. Save this program as `trycolor.c`. After compiling, type `trycolor` on the main screen.

This usage is very versatile. Try substituting `N` for 140 and/or any number between 288 and 377. The next example in Listing 4 shows how to combine `printf("%c", x);` with function generation to burst forth in glorious technicolor.

A function like `stem()` is worth defining because it is used several times, but most words (and pictures) need a different approach. An answer at this time is to create building blocks of color. I defined the color number constants to lessen confusion. When you define a constant in this manner, use capital letters in the C tradition. The constant name can be any length. It should be long enough so you won't have to guess at its meaning two years from now.

The program in Listing 5 presents the word "gang" in blue and offset to the right.

The general convention in C is to put only one function on a line. In most cases this improves readability. However, it is easier to keep track of a

sequence of graphics characters if you group them by screen line.

Lo-Res graphics must be run on the main screen, `TERM_VDG`, to get the full effect of the color. If you were to try this program in window three, you would get enough of a pattern to check accuracy, but no color.

Next, because there are several new commands in your commands directory, you can build an OS-9 file as follows:

```
welcome
echo
loreshi
gang
echo
echo Welcome to the OS-9 Sig
```

With just the information presented in this article you could design a C program to print labels for a club, team or scout group, make a picture with black as the background color, write and print a love poem for a greeting card, or compose a litany. In doing so, you play with these ideas to understand them better. It is really quite easy.

Windows Were Made to C

Using `config` with OS-9 Level II, choose `TERM_VDG` and `W, W1, W2` or `W3`. `TERM_VDG` lets you run `TsEdit` on the main screen. Using `iniz` and `shell`, set up `W1, W2`, and `W3`. I built several short programs to make this easier. See Listing 6.

Simply type `one` and press `ENTER` followed by `CLEAR` after you get the prompt back and you are in window

one. Do the same for windows two and three. Put the OS-9 system disk with `TsEdit` and the C Compiler in Drive 0. Put the C Library disk in Drive 1. Copy `TsPars` onto `/d1/SOURCES`.

On the main screen type `chd /d1/SOURCES`. Then type `TsEDIT`. In window one type `chd /d1/SOURCES`. In window two type `free`. This helps you keep track of how much space is left on your system disk. In window three type `chd /d1/SOURCES`. Remember to press `CLEAR` to change windows. The `CTRL` is used to toggle upper- and lowercase and to duplicate commands.

Using `TsEdit`, type your source code. See Listing 7 for an example.

Save the program using `:w name.c`, but do not quit `TsEdit`. Instead, press `CLEAR`. In window one, run the C Compiler by typing `cc1 name.c`.

If the program compiles perfectly, go to window two and press `CTRL` and `A` to activate the `free` command. And then go to window three to run the program simply by typing `name`. Type `dir /d0/CMDS` to see your compiled program now in the commands directory.

If the source code produces errors in the compilation, go to window three and run a directory. Delete any files that were created by the compiler during the abortive effort. These files have names like `ctmp.3.i`. Then type `dir /d0/CMDS` to be absolutely sure the compiler did not get so far as to enter `name` in the system commands directory. If it did, delete it. Press `CLEAR`, and, eureka, you are back in `TsEdit`. Make and save your changes in the source code. Press `CLEAR`, then `CTRL-A`, and you are back compiling your program. No muss, no fuss, no bother.

After I successfully compile a program, I usually delete the compiled program from the system disk but keep the corrected source code in `Library/SOURCES`. This saves space on the system disk.

(Questions or comments may be addressed to Nancy at 1789 Hooper Ave., Toms River, NJ 08753. Please enclose an SASE when requesting a reply.) □

Listing 1:

```
main() /* I call this ne.c */
{
    printf("\n"); /* Glear + slash makes the backslash */
                /* "backslash n" character constant.
                Starts a new line. */
    printf("\n");
    printf("This program was created by\n");
    printf("your name.\n");
}
```

Listing 2:

```
main()
{ /* The functions used in this program are defined below. */

    sailor();sailor();sailor();
    early();
    longboat();longboat();longboat();
```

```

    early();
    weigh();weigh();weigh();
    early();
    scuppers();scuppers();scuppers();
    early();
    weigh();weigh();weigh();
    early();
    sailor();sailor();sailor();
    early();
}

early()
/* Defines function "early", no "semicolon", use curly braces. */
{
    printf("Earlye in the morning.\n");
    printf("\n");
}

sailor()
{
    printf("What shall we do with a drunken sailor,\n");
}

longboat()
{
    printf("Put him in a long boat til he's sober,\n");
}

weigh()
{
    printf("Weigh, heigh, and up she rises,\n");
}

scuppers()
{
    printf("Put him in the scuppers and wet him all over,\n");
}

```

Listing 3:

```

main()
{
    printf("%d %c\n", 140, 140);
}

```

Listing 4:

```

main()
{
    stem();
    stem();
    printf("%c%c%c%c%c%c%c%c\n",143,143,159,159,159,159,143,143,191);
    stem();
    stem();
}

stem()
{
    printf("%c%c%c%c%c%c%c%c\n",143,143,159,143,143,159,143,143,191);
}

```

Listing 5:

```

#define BLU 175
#define GRN 143

main()

```

```

{
gf();gf();gt();go();bf();gt();bt();gt();bo();gt();bo();go();bf();period();
gf();gf();gt();go();bo();gf();bo();gt();bo();go();bt();go();bo();go();bo();period();
gf();gf();gt();go();bo();go();bt();go();bf();go();bo();go();bt();go();bo();go();bt();period();
gf();gf();gt();go();bo();gt();bo();go();bo();gt();bo();go();bo();gt();bo();go();bo();gt();bo()
;period();
gf();gf();gt();go();bf();go();bo();gt();bo();go();bo();gt();bo();go();bf();period();
}
bf() /* four blues */
{
printf("%c%c%c%c", BLU, BLU, BLU, BLU);
}
bt() /* two blues */
{
printf("%c%c", BLU, BLU);
}
bo() /* one blue */
{
printf("%c", BLU);
}
gf() /* four greens */
{
printf("%c%c%c%c", GRN, GRN, GRN, GRN);
}
gt() /* two greens */
{
printf("%c%c", GRN, GRN);
}
go() /* one green */
{
printf("%c", GRN);
}
period() /* green plus new line */
{
printf("%c\n", GRN);
}
}

```

Listing 6:

```

build one <enter>
?iniz w1<enter>
?shell i=w1&<enter>
?

```

Listing 7:

```

main()

{
printf("Your Name\n");
printf("Street address\n");
printf("City, State, Zip\n");
}

```

PRINTERS!

NEW! Okidata 192+ (Par. or Ser.) \$370
NEW! Okidata 193 (Parallel)..... \$540
NEW! Okidata 193+ (Serial) \$610
Okimate 20 Color Printer..... \$135
Fujitsu 2100 (80 col.) \$410
Fujitsu 2200 (132 col.)..... \$520
Toshiba 321 (Par. or Ser.)..... \$510
Qume Letterpro 20(Letter Qual.)..... \$445
Silver Reed 420 (Daisy Wheel) \$240
Silver Reed 600 (Daisy Wheel) \$575

(Add \$10 Shipping for Printers)

ACCESSORIES!

Taxan 12" Green Monitor \$125
Taxan 12" Amber Monitor..... \$135
Table Top Printer Stand
w/Slot (80 col.)..... \$30
Table Top Printer Stand
w/Slot (132 col.)..... \$45
Stand w/Diskette Storage (80 col.) \$47
Stand w/Diskette Storage (132 col.) \$57
Other Printers, Monitors, and Accessories for CoCo
and IBM upon request.
\$15 off interface with purchase of printer.
Find your cheapest published price and we'll beat it!!!

DISK DRIVE SYSTEMS!

ALL 1/2 HEIGHT DOUBLE SIDED

Drive 0 (addressed as 2 drives!) \$235
Drive 0,1 (addressed as 4 drives!) \$350
All above complete with HDS controller,
cable, & drive in case with power supply
Bare Double Sided Drives \$109
Dual 1/2 Height Case w/Power Supply \$49
Double Sided Adapter \$25
HDS Controller, RS ROM & Instructions \$99
25 CDC DS/DD Diskettes \$32 & \$3 s/h

We use the HDS controller exclusively. Can use 2 different DOS ROM's.
Shipping Costs: \$5/drive or power supply, \$10 max.
Co Co Serial Cables 15 ft.—\$10. Co Co/RS-232 Cables 15 ft.—\$20.
Other cables on request. (Add \$3.00 shipping)

CLOSEOUT* \$29.95

SP-2 INTERFACE for EPSON PRINTERS:

- 300-19200 BAUD rates
- Fits inside printer — No AC Plugs
- Optional external switch (\$5.00 extra) frees parallel port for use with other computers

*While Supplies Last

SP-3 INTERFACE for MOST OTHER PRINTERS:

- 300-19200 BAUD rates
- External to printer — No AC Plugs
- Built in modem/printer switch—no need for Y-cables or plugging/unplugging cables

CNR ENGINEERING
P.O. Box 293
Raritan, NJ 08869
(201) 722-1055

The Upgrade Shuffle

By Dan Downard
Rainbow Technical Editor

When I try to print text files with the Filer and Ledger programs, the first lines of every page print past the left margin. My printers work fine with all my other programs. Also, I want to upgrade my FD 501 single drive system for frequent use of OS-9 Level II, including C programming. I would like your advice on the following systems: a second SSDD 35-track drive; a DSDD 40-track drive mounted in Drive 1 (can you list technical requirements); and an 80-track DSDD Drive 2. What is the best solution for balanced use between BASIC and OS-9?

J. Pellety
Chevy Chase, MD

I don't have the combination of hardware you refer to, but it sounds like you have a software problem to me. If anyone else has experienced this problem, please write with the solution, and we'll print it. All of the more recent Tandy drives sold for the CoCo are 40-track — I doubt you can find any more 35-track drives even though the CoCo formats the disk at 35 tracks. If you are using Disk BASIC a `DSKINIX` will format at 35 tracks. Since OS-9 is RAM resident, drivers for external devices, such as disk drives, can be modified and loaded upon booting the system. OS-9 has drivers for 35-, 40- and 80-track drives and even hard drives.

Dan Downard is an electrical engineer and has been involved in electronics for 27 years through Hamradio (K4KWT). His interest in computers began about eight years ago, and he has built several 68XX systems.

Which is better — disk storage capacity or compatibility? Obviously, you cannot back up a 40-track drive to a 35-track drive! That is my only complaint with non 35-track disk systems. You can always beat the system by using the `COPY` command, or a disk utility in BASIC, or the `DSAVE` command in OS-9, so it's not as bad as it sounds.

I have two 35-track Radio Shack drives, plus an 80-track DS drive that I use on special occasions. To answer the rest of your question, a standard Radio Shack controller (Cat. No. 26-3022 or later) will work with all of the above floppy drives. You will also need a cable (Part No. 8709205) to connect the controller to your disk drive.

There are several superior third-party controllers on the market that use enhanced software to allow 40-track operation. Since Radio Shack has a copyright on Disk BASIC, any enhancement will not be 100 percent compatible. The best solution I am aware of is ADOS by Spectrosystems, a ROMable BASIC that is 99.9 percent Disk BASIC compatible, but still allows non 35-track drives.

Disassembling BASIC

I was wondering if there is a way to disassemble ECB commands through BASIC.

William Mikrut
Chicago, IL

I have seen disassemblers written in BASIC, William, but I would not recommend them as they are relatively crude in nature. Why don't you consider `Disk EDTASM+`, or `EDTASM+`, from

Radio Shack? The Z-BUG module has an excellent disassembler built in.

Deskmate Dilemma

I have a 64K ECB CoCo 2, FD-501 disk drive, DMP-105 printer, CCR-82 cassette recorder, and Deskmate. Is it possible to modify the printer module in Deskmate for 2400 baud without using OS-9? If so, how? Will OS-9 Level II run on the CoCo 2? I realize that the advanced CoCo 3 features would not be available to the CoCo 2. Finally, what would be the best method to mail text files made using a single-drive system and Deskmate?

James Dale Duncan
Zirconia, NC

James, a letter appeared on Page 6 of the November 1986 RAINBOW which detailed a method of patching *Deskmate* for printing at 2400 baud. The only other way I know to change the printer baud rate in OS-9 is by way of the `XMODE` command. There have been some enhancements, such as `BAUD` and `TUNEPRT`, but they all function under OS-9. Yes, you need a CoCo 3 to use OS-9 Level II. As far as your *Deskmate* problem is concerned, just `COPY` the file to another disk. The person on the other end can do the same.

64K Solution

I have a 1982 CoCo, modified to at least 32K by the addition of 64K chips. How can I check to see if it is usable as a 64K machine? Can these modifications be improved to run 64K programs?

Bob Carlson
Newport Beach, CA

Due to the fact that you have an 'F', or 285 CoCo, I am sure that you have 64K chips installed. I would suggest trying to run any 64K program as the acid test. Memory checking programs are available, but seldom necessary.

CoCo 3 BBS

I will soon be purchasing the new CoCo 3 and I would like to put a BBS online. Do you have any suggestions on the type of software to buy? I have a 300/1200 baud modem, an RS-232 pack and a multipack interface. I would like to be able to upload and download using Xmodem, Ymodem and (CRC) Xmodem, and if possible, use the graphics. Please tell me what would be best for the features I want.

*Tim Fultz
Moncks Corner, SC*

Tim, other than contacting someone with a BBS that you like and asking for help, we are at a loss. At one time there were approximately 10 different BBS ads in THE RAINBOW. Now the only thing I can recommend is CoBBS (by Richard Duncan, November 1985 to February 1986). It seems to be the standard of the CoCo world. Several improvements have appeared in later issues.

As far as I know, CoBBS does not have Xmodem drivers in the original article. If anyone has written one I'm sure we would be more than happy to publish it.

Jumper Connections

I enjoy my 16K ECB CoCo 2, but 64K would be nice, given the money. I read Tony DiStefano's article on the 2B in the September 1986 issue and got excited about doing my own upgrade to 64K. But the simplest way, just plugging

in 4-by-64K chips, apparently requires connecting jumper J6, on the left of the RAMs. I looked. It's not there, at least not in my machine. I do have a jumper J7 on the right of the RAMs. Could that be it?

*David B. Smith
Duluth, MN*

David, on most CoCos this jumper is labeled "64K," or J6. Don't mistake it for the ROM jumper, though. The ROM jumper is J1 through J5. This information came from the service manual for Cat. Nos. 26-3134B/3136B/3127B. Looking at the top, or component side, of your circuit board, this jumper should be on the lower left portion of the board.

CoCo in a PC Case

I have a 285 board CoCo modified and running in an IBM PC case. My system is configured as: two double-sided, double-density Qume drives, RS controller Version 1.1, Word-Pak (old), 64K printer buffer, NAP amber monitor, RS-232 pack, DMP-105, cassette and J&R Banker board. I want to use a hard drive and found a 5Mb Seagate model for \$79. I know I'll need a hard disk interface and a controller. I plan to buy the Disto Super Controller with hard disk interface and/or Owl-Ware Winchester BASIC Interface and Software. I need to know if these systems are compatible with the Seagate hard drive and/or how do I configure the system to work? By the way, I'm running OS-9. I plan to upgrade to a CoCo 3 someday, and I want to keep my hardware.

*Gerald J. Daniels
Cutoff, LA*

Gerald, I would recommend both of these suppliers when it comes to connecting your hard disk drive to your CoCo. Write them with the details and you'll be up in no time flat.

Disk Crashes

I have owned my CoCo 2 for about two years. Soon after I bought the CoCo, I got a disk drive. I paid \$300 for the 26-3129 when it was on sale. For more than a year, I have had quite a few disks crashing on me. I have done everything I can think of. When typing in listings, I kill the old file when updating my work. I have my disks away from magnetic sources. I'm pretty sure it isn't static electricity. I have tried many things, but none seem to stop this bizarre occurrence.

*Jesse Sanders
Chimney Rock, CO*

The problem might be that you are trying to save your programs using the high-speed poke, Jesse. Another thing to check is the connection between the disk controller and the drives. It can become corroded and cause erratic operation. The same goes for the disk controller connection to the CoCo.

The easiest way to clean these contacts is with a soft rubber pencil eraser. Just wipe the contact surfaces with an eraser and see if this helps. This is the reason so many people prefer gold contacts for connections of this sort. Gold doesn't corrode like tin.

Your technical questions are welcomed. Please address them to: Downloads, THE RAINBOW, P.O. Box 385, Prospect, KY 40059. We reserve the right to publish only questions of general interest and to edit for space and clarity. Due to the large volume of mail we receive, we are unable to answer letters individually.

Your technical questions may also be sent to us through our Delphi CoCo SIG. From the CoCo SIG> prompt, pick Rainbow Magazine Services, then, at the RAINBOW> prompt, type ASK (for Ask the Experts) to arrive at the EXPERTS> prompt, where you can select the "Downloads" online form, which has complete instructions.

Vidicom Corp's CoCoWorks Group Proudly Presents SolidDrive™

SolidDrive™ goes ordinary ramdisk one better! It doesn't forget. Fully Static and battery backed-up SolidDrive™ is ready to use instantly. No more formatting and copying work files to a ramdisk then carefully copying back your changes to floppy. No more fear that the power will go down and everything you've done will be lost. The instant power loss is detected SolidDrive™ write-protects itself and your valuable work. SolidDrive™ gives you even more since it's manufactured using the latest in high reliability surface mount technology allowing us to give you the best guarantee in the industry - Two full years limited repair/replacement, top that! SolidDrive™ is compatible with Multi-Pak® and comes complete with OS9® device driver, formatter and self-test software. Available in two versions 512K and 1 Megabyte with factory upgrades available for 512K version.

SolidDrive™ by Vidicom Corp		
512K	(524,288 bytes)	\$395.00
1 Meg	(1,048,576 bytes)	\$695.00

SolidDrive™ is the fastest, most reliable long-term storage available for small computer users. Faster than hard disk, no moving parts, no mechanical delays, ultra-low power and no noise.

Please add \$4.00 shipping. Visa MasterCard orders welcome. Arizona Residents add 5.5% sales tax.

Vidicom Corp 20 East Main Street Suite 525 Mesa, Arizona 85201 (602) 827-0107 Hours M-F 9:00 AM to 5:00 PM MST.

The Mystery of the Novice Bell Ringer or Elementary Recursion, Watson

By William Barden, Jr.
Rainbow Contributing Editor

“Watson, I’m afraid that I must go,” said Holmes, as we sat down together for breakfast one morning.

“Go? Where?”

“To Oxford, Saint Andrew’s Monastery. Perhaps this letter will explain.”

He handed me a short missive, printed on line printer paper by a dot matrix printer. It read:

My Dear Mr. Sherlock Holmes:

I am writing you as I have nowhere else to turn. I am the abbot at Saint Andrews in Oxford. Shortly after noon yesterday, the noon bells were curtailed. The body of the bell ringer, a Henry Saxon, was found at the base of the bell tower. In the bell-ringing room of the tower, a Radio Shack Color Computer 3 was found with a strange screen display. It is enclosed for your perusal.

The local constabulary is sorely baffled by the circumstances surrounding the tragedy and suspects foul play. I cannot allow a great deal of publicity at this time, as it coincides with the annual Saint Andrews Charity Drive. Can you help us solve this unfortunate situation?

*With optimistic hopes,
Brother John*

“The abbot had presence of mind enough to dump the screen, Watson. This is what was on it.” Holmes held a piece of paper up to the light. On first perusal, I discerned the following from a list of nonsense words:

```
cbeafd
cbeadf
cbedaf
cbefda
cbefda
cbefad
cbfdae
```

Bill Barden has written 27 books and over 100 magazine articles on various computer topics. His 20 years' experience in the industry covers a wide background: programming, systems analysis and managing projects or computers ranging from mainframes to micros.

“It appears to be some sort of code, Holmes.”

“I think not, Watson. In any event, if you would accompany me, you might find additional material for those stories you are always compiling about my exploits.”

And so it happened that I found myself in a first-class carriage flying toward Oxford. Sherlock Holmes, his eager face framed by his Deerstalker traveling cap, his fingers racing over the keyboard, was busily engaged in his Model 100 computer.

“We are traveling well,” he said, checking the computer’s display screen. “Our present rate is 85 and one-quarter miles per hour.”

“I have not observed mile markers,” I said.

“Nor have I. It’s a simple calculation when you have a transducer connected to the wheels. Tell me, what do you make of the contents of the Color Computer screen?”

“As I said before, it’s obviously some sort of code,” I replied, somewhat annoyed in Holmes overlooking the obvious. “Perhaps you could solve it on your Model 100.”

“Watson, you never cease to amaze me. Didn’t you have algebra in the course of your medical studies? The display is not a code, it is a *permutation*.”

“A permutation?”

“Yes. Suppose that you have the letters a, b, c, d, e and f. In how many different ways can you arrange them?”

“Well, I suppose . . . that is — ”

“Try a simpler case, the letters a, b and c.”

“Well, in that case, you would have abc, acb, bac, bca, cab and cba — six different ways!”

“Precisely, Watson. As a matter of fact, for any given number of letters, you would have exactly the number of the letters’ *factorial*.”

“Factorial?”

“Yes. The factorial of 1 is 1; the factorial of 2 is 1 times 2, or 2; the factorial of 3 is 1 times 2 times 3, or 6; and so forth.”

“Ah, I see, Holmes. In that case, the number of different ways you could arrange the letters a, b, c, d, e and f would be 1 times 2 times 3 times 4 times 5 times 6, as there are six letters. If I am correct, that would be 720 different combinations. And that is what was on the display of the Color Computer 3!”

“Bravo, Watson!”

"But what was a bell ringer doing with a display of the permutations of six letters?"

"The question, Watson, is not what he was doing with them, but whether they have any bearing on this case at all!"

We arrived at the station and left the train, catching a carriage to Oxford. We were met at Saint Andrews by Brother John, a large, red-faced monk whose eyes twinkled merrily.

"Ah, Mr. Holmes. Thank you so much for coming."

"My pleasure, Brother John. I see that you, too, are a computer addict."

"Why, Mr. Holmes, how did you know?" he queried, surprised and puzzled.

"The bottoms of your sandals are beveled on the outer edges, a common indicator of those who do much sitting with their legs crossed. Furthermore, the fronts of your sleeves are somewhat frayed, as if they continually brush against equipment of some type. The calluses on your fingers indicate that you use a keyboard of the Color Computer type, one not quite as wide as an IBM Compatible. I've written a short monograph on this subject and am familiar with the callus patterns produced by various types of keyboards. Lastly, you have a subscription renewal card from THE RAINBOW just visible in your left robe pocket."

"Well, Mr. Holmes, I suppose it is obvious enough when you consider those facts."

"Quite. May we see the scene of the accident?"

"Of course. This way, gentlemen."

We walked toward the immense church of Saint Andrews. Its belfry was very high up — perhaps 70 feet. From our point of view on the pathway, we could just make out six bells of various sizes within the confines of the open top of the tower.

"This is where the body was found, Mr. Holmes," said the abbot, pointing to a spot about 10 feet from the base of the tower.

Holmes got down on his hands and knees and examined the area. Peering through a magnifying lens, he found a small piece of paper and quickly put it in a plastic bag. After a moment's further study, he sprang to his feet.

"All finished here, Brother John. May we see the bell-ringing room?"

Brother John took a large ring of keys from the confines of his robe and unlocked the oak door to the bell tower. He led us into a small room containing several tables and chairs. Six bell ropes dangled from holes in the ceiling. On one of the tables sat a Color Computer 3, its display blank.

"I see the police have been here," said Holmes.

"Yes, an Inspector Lestrade. He turned off the computer."

"A pity. He may have destroyed invaluable evidence. Nevertheless, we shall see. . . ."

Holmes took out a 5/4-inch disk from an envelope, inserted it into Drive 0, and typed in a few commands.

"Tell me, Brother John. How long had Henry Saxon been ringing bells at Saint Andrews?"

"Only for a week. The poor lad had been our choice over several other boys and a young lady who wanted the job."

"Do you have the names and addresses of these other young applicants?"

"I'll write them down for you, sir," said the abbot.

On the way to the hotel, Holmes turned to me and said, "Watson, I'm afraid I must go back to London for a brief time. In the meantime, dear fellow, I must ask you a favor."

"Of course. What is it?"

"There's a short one-evening seminar on recursion at Oxford that I've arranged for you to attend. Would you be so kind?"

The RAINBOW

THE COLOR COMPUTER MONTHLY MAGAZINE

Back Issue Availability

For greater
convenience, order
RAINBOW Back Issues
through the
Rainbow Magazine
Services area of
our Delphi CoCo SIG.

BACK ISSUES STILL AVAILABLE

Have you explored the wealth of information in our past issues? From our very first, four-page issue to many with more than 300 pages of material, it's all just for CoCo users — a great way to expand your library!

A WORLD OF INFO AT A BARGAIN PRICE

All back issues sell for the single issue cover price. In addition, there is a \$3.50 charge for the first issue, plus 50 cents for each additional issue for postage and handling if sent by United Parcel Service. There is a \$5 charge for the first issue, plus a \$1 charge for each additional issue on orders sent by U.S. Mail. UPS *will not* deliver to a post office box or to another country.

MOST ISSUES STILL AVAILABLE

Issues July 1981 through June 1982 are available on white paper in a reprint form. All others are in regular magazine form. VISA, MasterCard and American Express accepted. Kentucky residents please add 5 percent state sales tax. In order to hold down costs, we do not bill, and no C.O.D. orders are accepted.

Due to heavy demand, we suggest you order the back issues you want now while supplies last.

To check availability and order, review and fill out the form on the next page and mail it with your payment to:

THE RAINBOW
The Falsoft Building
P.O. Box 385
Prospect, KY 40059

BACK ISSUE ORDER FORM

(See overleaf for instructions.)

Please send me the following back issues:

MONTH/YEAR	VOLUME	PRICE	MONTH/YEAR	VOLUME	PRICE
JUL '81	Premier Issue	\$2.00 <input type="checkbox"/>	AUG '85	Games	\$3.95 <input type="checkbox"/>
AUG '81		\$2.00 <input type="checkbox"/>	SEP '85	Education	\$3.95 <input type="checkbox"/>
SEP '81	Education	\$2.00 <input type="checkbox"/>	OCT '85	Graphics	\$3.95 <input type="checkbox"/>
OCT '81	Printer	\$2.00 <input type="checkbox"/>	NOV '85	Data Comm.	\$3.95 <input type="checkbox"/>
NOV '81		\$2.00 <input type="checkbox"/>	JAN '86	Beginners	\$3.95 <input type="checkbox"/>
DEC '81	Holiday	\$2.00 <input type="checkbox"/>	FEB '86	Utilities	\$3.95 <input type="checkbox"/>
JAN '82		\$2.00 <input type="checkbox"/>	MAR '86	Business	\$3.95 <input type="checkbox"/>
FEB '82		\$2.00 <input type="checkbox"/>	APR '86	Home Help	\$3.95 <input type="checkbox"/>
MAR '82		\$2.50 <input type="checkbox"/>	MAY '86	Printer	\$3.95 <input type="checkbox"/>
APR '82		\$2.50 <input type="checkbox"/>	JUN '86	Music	\$3.95 <input type="checkbox"/>
JUN '82		\$2.50 <input type="checkbox"/>	JUL '86	Anniversary	\$3.95 <input type="checkbox"/>
JUN '83	Printers	\$2.95 <input type="checkbox"/>	AUG '86	Games	\$3.95 <input type="checkbox"/>
JUL '83	Anniversary	\$2.95 <input type="checkbox"/>	SEP '86	Education	\$3.95 <input type="checkbox"/>
VOLUME 3			OCT '86	Graphics	\$3.95 <input type="checkbox"/>
AUG '83	Games	\$2.95 <input type="checkbox"/>	NOV '86	Data Comm.	\$3.95 <input type="checkbox"/>
SEP '83	Education	\$2.95 <input type="checkbox"/>	DEC '86	Holiday	\$3.95 <input type="checkbox"/>
OCT '83	Graphics	\$3.95 <input type="checkbox"/>	JAN '87	Beginners	\$3.95 <input type="checkbox"/>
NOV '83	Holiday	\$3.95 <input type="checkbox"/>	FEB '87	Utilities	\$3.95 <input type="checkbox"/>
MAR '84	Business	\$3.95 <input type="checkbox"/>	MAR '87	Business	\$3.95 <input type="checkbox"/>
APR '84	Gaming	\$3.95 <input type="checkbox"/>	APR '87	Home Help	\$3.95 <input type="checkbox"/>
MAY '84	Printer	\$3.95 <input type="checkbox"/>	MAY '87	Printer	\$3.95 <input type="checkbox"/>
JUN '84	Music	\$3.95 <input type="checkbox"/>	JUN '87	Music	\$3.95 <input type="checkbox"/>
JUL '84	Anniversary	\$3.95 <input type="checkbox"/>	JUL '87	Anniversary	\$3.95 <input type="checkbox"/>
AUG '84	Games	\$3.95 <input type="checkbox"/>	AUG '87	Games	\$3.95 <input type="checkbox"/>
SEP '84	Education	\$3.95 <input type="checkbox"/>	SEP '87	Education	\$3.95 <input type="checkbox"/>
OCT '84	Graphics	\$3.95 <input type="checkbox"/>	OCT '87	Graphics	\$3.95 <input type="checkbox"/>
NOV '84	Data Comm.	\$3.95 <input type="checkbox"/>	NOV '87	Data Comm.	\$3.95 <input type="checkbox"/>
DEC '84	Holiday	\$3.95 <input type="checkbox"/>			
JAN '85	Beginners	\$3.95 <input type="checkbox"/>			
FEB '85	Utilities	\$3.95 <input type="checkbox"/>			
MAR '85	Business	\$3.95 <input type="checkbox"/>			
APR '85	Simulations	\$3.95 <input type="checkbox"/>			
MAY '85	Printer	\$3.95 <input type="checkbox"/>			
JUN '85	Music	\$3.95 <input type="checkbox"/>			
JUL '85	Anniversary	\$3.95 <input type="checkbox"/>			

RAINBOW INDEX A complete index to the first three years, July 1981 through June 1984, is printed in the July 1984 issue. Separate copies are available for \$2.50

The Fourth and Fifth Year Indexes including RAINBOW ON TAPE are in the July 1985 and July 1986 issues, respectively. The Sixth Year Index is in the July 1987 issue.

TOTAL _____
 KY RESIDENTS ADD 5% _____
 U.S. MAIL CHARGE _____
 SHIPPING & HANDLING _____
 U.P.S. CHARGE _____
TOTAL AMOUNT _____
ENCLOSED _____

Article Reprints

In instances where a given issue is now out of print and not available for purchase, we do provide photocopies of specific articles. The cost for this service is \$1.50 plus 50 cents S/H per article. This service is provided *only* in the case of out-of-stock issues.

Name _____

Address _____

City _____ State _____ ZIP _____

Payment Enclosed, or

Charge to my: VISA MC AE

CARD # _____

EXPIRATION DATE _____ PHONE () _____

SIGNATURE _____

TO ORDER BY PHONE (credit card orders only) call (800) 847-0309, 8 a.m. to 5 p.m. EST. All other inquiries call (502) 228-4492.

"If I must, Holmes, but I don't see how this will help," I protested.

"Believe me, it's all pertinent, Watson. I'll be back the day after tomorrow."

That evening, armed with a small notebook and a few pencils, and feeling like a medical student again, I arrived for the seminar. I had heard the term *recursion* before in reference to computing, but was not really certain what was involved. The lecturer mounted the podium and began to speak.

"Good evening, ladies and gentleman. This lecture will cover the subject of computing recursion. First of all, what exactly is recursion? To answer that, let me illustrate with an anecdote. If I have told this anecdote twice before, however, please stop me! When I was younger, I attended a lecture at Oxford. It began:

"Good evening, ladies and gentleman. This lecture will cover the subject of computing recursion. First of all, what exactly is recursion? To answer that, let me illustrate with an anecdote. If I have told this anecdote twice before, however, please stop me! When I was younger, I attended a lecture at Oxford. It began:

"Good evening, ladies and gentleman. This lecture will cover the subject of computing recursion. First of all, what exactly is recursion? To answer that, let me illustrate with an anecdote. If I have told this anecdote twice before, however, please stop me! When I was younger, I attended a lecture at Oxford. It began — "

A voice shouted, "You've told this story twice before!"

"and ended two hours later.

"and ended two hours later.

"and ended two hours later.

"You see, the first paragraph of the talk was *recursive*. It was self-referential and 'called' itself two more times. It could have called itself an infinite number of times, but we added a control that terminated it when someone indicated that I had told the story twice before. That, in a nutshell, is recursion."

I sat enraptured, listening intently. The concept seemed simple enough, but what did it have to do with the bell ringer's death?

"Let's take another simple example. Suppose that we want to find the factorial of a number . . ."

The lecturer gave a brief explanation of factorials, similar to the one Holmes had provided on the train.

"A simple program in BASIC to do it is:

```
100 INPUT I
110 T = 1
120 FOR J=1 TO I
130 T = T * J
140 NEXT J
150 PRINT "The factorial of"; I; "is"; T
```

"However, another way to get the same answer is to use recursion:

```
Procedure Factorial
  param l, n: integer
  if l < 1 then
    n = n * l
  run factorial( l - 1, n )
end if
end
```

"This particular program happens to be in BASIC09, the Color Computer BASIC used under OS-9. BASIC09 allows for recursion, as do PASCAL, C, and other newer languages. A PASCAL or C version of the program would be very similar.

"Let's take a good look at what is happening here. In case you're not familiar with BASIC09 statements, the IF and ENDIF are easy enough. They just define a block of code that is run if a condition is met. The END, of course, marks the end of the procedure. The procedure itself is just a block of code with a name, in this case 'Factorial'.

"The PARAM statement, though, is more complicated. It defines what *parameters* are to be sent to the procedure by a calling program. In this case, two parameters are to be sent, I and N. Because BASIC09 is strongly typed, it likes to see variables defined as integers or other data types. I and N here are both integers rather than floating-point numbers. The parameters are used in the course of the program. Here, N holds the factorial result on exit, and I is the number for which the factorial is to be found.

"The most interesting statement in the code is the RUN statement. It calls another procedure. In this case, though, the procedure called is factorial itself! Factorial is called with two input arguments, I-1 and N.

"Suppose that we call factorial with this code:

```
N := 0
RUN Factorial( 3, N )
PRINT "The factorial of 3 is ■ N
```

"Factorial will be executed and a check made for $I < 1$. I is initially 3, so the code in the IF structure will be executed, setting N equal to $N * I = 3 * 1 = 3$. The RUN statement will then be executed, calling factorial again, with I-1, N or 2, 3.

"When factorial is reentered, the new I will be 2 and N will be 3. The IF block will again be executed, setting N to $3 * 2$ or 6. The RUN will again call factorial, this time with I-1, N or 1, 6. When factorial is entered for the third time, I will equal 1 and the code in the IF block will not be executed. Instead, the END statement will cause a return to the calling program. The calling program here, though, is the second factorial program. A return will therefore be made back to the statements after the RUN, the ENDIF and END. The END here will cause a return to the first factorial at the ENDIF, END point. A return here will return back to the system with N set equal to 6, the factorial of 3."

"I have a question, sir," I called.

"Yes, er, Doctor Watson," the lecturer said, noting my

seminar name tag. "By the way, surely, you are not the famous biographer of Mr. Sherlock Holmes?"

"Yes, I confess I am. My question, however, is this: Why does variable I change — wouldn't it always be equal to the initial value of 3? Wouldn't every call to factorial result in an argument of I-1 or 2?"

"No, Doctor Watson, for a very good reason. When a RUN call is made, constants or expressions such as I-1 are passed by *value*. Any changes made by the called program can change the value but they are not passed back. However, if the parameter is a variable, array, or data structure, they are passed to the called program by *reference*. The variable can then be changed in the called program. That's why N was kept as a running subtotal for the factorial while I-1 was used to pass smaller and smaller values of I."

"Quite so. Yes, it makes sense. Thank you."

The remainder of the evening was spent discussing more topics in recursion. It appeared that recursion could produce some very simple code by the process of having procedures call themselves. However, recursion had a dark side — it uses a lot of memory for storing copies of return addresses and data passed by value.

At the end of the lecture I knew much more about recursion than I had known before. I was reminded of the little girl in the United States colonies who wrote to a newspaper editor, remarking that an article she had read told her "much more about penguins than she really wanted to know!" In spite of the recursion lecture, I still did not know how the subject of recursion was related to the bell ringer's death.

The following day I arose early. I was to meet Holmes at Brother John's study at 3 o'clock. I thought perhaps a visit to the local Radio Shack would be a convenient and interesting way to pass the time. I walked the short distance and entered the store.

"Hello, sir. May I help you?" asked a clerk.


"I'm just looking, my good man," I replied.

While examining some new MS-DOS products, I noticed a strange-looking man pattering about the Color Computer display. He was a slight, sickly person, with a collection of mechanical pencils in one pocket. He was peering intently at one of the store clerks through a pair of broken eyeglasses patched with a Band-Aid.

A shoplifter, I thought, or a computer nerd. It was extremely difficult to tell. I was about to mention him to the store manager, when the fellow came shuffling over.

Suddenly, the features of his face relaxed for an instant, and I could tell that it was my friend Holmes. I uttered an

DMC "No Halt" Disk Controller



Unleash your CoCo's potential!

Our new Dual Mode Controller (DMC) implements a new "no halt" mode of operation so it can read from or write to disk all by itself. The 6809 is freed to process other tasks and respond to interrupts. This is how OS-9 was meant to run! But the Radio Shack "halt" mode of operation is also retained to maintain full compatibility with existing non-OS-9 software.



SARDIS
TECHNOLOGIES

Other DMC features:

- works with original CoCo, CoCo 2, or CoCo 3 (Multi-Pak required)
- no adjustments — all-digital data separator and write precompensation
- gold plated card-edge connectors for reliability
- ROM socket takes 24 pin or 28 pin chips; dual DOS capability
- Radio Shack DOS 1.1 ROM installed
- 8K bytes cache memory on board (32K optional)
- includes D.P. Johnson's SDISK package specially modified for DMC
- aluminum case
- fully assembled and tested; 120 day limited warranty

To order: DMC controller with RSDOS 1.1 and SDISK (specify Level I or II) \$149.50 plus \$5 S/H (\$12 overseas). Terms (prices in \$US): check, money order, VISA

Did you know?

... that all the older floppy disk controllers for the CoCo completely tie up (and even halt) the 6809 processor during disk reads and writes? No wonder your keyboard is constantly "losing" characters! Or that your serial port often gives you garbage.

2261 East 11th Ave., Vancouver, B.C., Canada V5N 1Z7

(Also ask about our ST-2900 6809 based expandable single board computer)

(604) 255-4485 (Pacific Time)

NEW

involuntary gasp. One of these days he would pull that act once too often.

"I'll see you at 3 o'clock, Watson," he whispered.

At 3 o'clock I arrived at Brother John's study. Brother John, Holmes and Inspector Lestrade were also there. Lestrade held a temporary assignment at Oxford and had been the examining officer in this case.

"What's this about, then, Mr. Holmes?" demanded Lestrade. "We have made a thorough investigation of the accident and concluded that there was no foul play."

"On the contrary, Inspector, there was indeed foul play. Henry Saxon, the apprentice bell ringer, was murdered!" cried Holmes.

"Come, come, Mr. Holmes. Who would murder an apprentice bell ringer?"

"There was intense competition for the bell-ringing position. After all, Saint Andrews is one of the largest churches in this section of the country and still rings its bells by hand. Four people had applied for the position. Of the four, only Henry Saxon had the skills necessary to play the bells."

"What skills are there in playing bells, Mr. Holmes?" scoffed Lestrade.

"More than you realize, Inspector. The church at Saint Andrews has six bells of different tones. It has long been a test of skill to see how many different sequences of bells could be played. With three bells, labeled a, b and c, there are six such sequences: abc, acb, bac, bca, cab and cba. With six bells, there are 720 such sequences.

"Young Saxon used his Color Computer 3 to compile a list of all possible sequences. This was the list still present on the display screen of the Color Computer while you were making your examination and which Brother John here had the presence of mind to hard copy before your blundering destroyed it!" Holmes thundered. He puffed thoughtfully on his pipe a few moments.

"Saxon's program was a marvel in brevity. It was one of

the things that helped him play the bells so well. The murderer was also a computer buff in addition to being one of the other three candidates for the position. The murderer interrupted the unfortunate bell ringer, made him climb the bell tower to inspect an Archer intercom system, and pushed him to his death. I found this where the body was found."

Holmes held up a small piece of paper with the letters *dio* still visible.

"Just before he fell, we can surmise the bell ringer grabbed at the coat of his assailant, succeeding only in tearing off a portion of a blank sales receipt from an Archer sales receipt booklet. The letters *dio* fit the type style used for Radio Shack paperwork in this area. I have done a short monograph on electronic retail store type styles."

"That explains why you were in the Radio Shack store earlier, Holmes," I said.

"Yes, Watson, I was checking the suspected murderer's programs, which he kept on the store's computer. You nearly upset the apple cart by getting me arrested as a shoplifter or computer nerd."

"Holmes, I had no idea —"

"So, it's a simple enough case, then," said Lestrade. "The murderer did in the victim out of jealousy over not getting the bloom in position."

"Not quite, Inspector. The final insult was the program that Mr. Saxon had used. It was so much more elegant than the murderer's that he was incensed. Saxon used recursion while the murderer blundered through without it."

"Recursion?" Lestrade appeared puzzled.

"Quite simple, really," I said. "It's a technique that reminds me of a story. The story goes like this. . . ."

"I'm sorry, Watson, but we must get to Radio Shack before it closes," Holmes interjected.

The four of us hailed a cab and rode to the store. We entered and found our murderer at the front of the store, watching music videos on eight televisions.

"All right, Mr. White. The game is up!" shouted Holmes. The murderer, realizing that his crime had been discovered, jumped over a stack of Archer proximity-actuated Robot Transformers to make an escape. All 32 robots powered on and rolled toward him, and he stumbled over the first one. Lestrade quickly reached him, handcuffed him and led him out.

On the way back to London, Holmes was jubilant, recounting the details of the mystery.

"But Holmes, there's one thing that puzzles me. Why did you want me to take the seminar on recursion?"

"Well, Watson, you must admit that it did not hurt your knowledge of computing. Also, it kept you from underfoot while I was researching the crime." I must have appeared somewhat hurt, for Holmes quickly added, "But the real reason, Watson, was so that your readers could learn something as well!"

Procedure Permutation

```
param n : integer; a$: string$( 10 )
for i = 1 to len( a$ ) - n + 1
  a$ = left$( a$, n - 1 ) + right$( a$, len( a$ ) - n )
    + mid$( a$, n, 1 )
  run Permutation ( n + 1, a$ )
next i
if n = len( a$ ) then print a$
endif
end
```

Two-Liner Contest Winner . . .

No special instructions for this one. Unless you want to use it to obtain useful information from your "friends."

The listing:

```
1Ø PMODE4, 1: PCLSØ: SCREEN1, 1: PMOD
E3: DRAW" C2BMØ, 17ØR255CØBMØ, 48R36
D2R2DR4DR8UR4UR2U2R58D2R2D1ØR3DR
8UR3U24LU2L2UL66UL2U2LU3R2U4L6U4
R24UR2U2RU2LUL65DL2RD2R2DR24D4L
6D4R2D3LD2L2DL34": PAINT( 5, 18Ø ), 2
, 2: PAINT( 5, 43 ), 3, Ø: D$="D3RD2RDL
L2DUL2ULUR2RU3"
2Ø FORX=64TO16ØSTEP8: X$=STR$( X ) :
DRAW" C2BM127, "+X$+D$+" C1BM127, "+
X$+D$: NEXT: SOUND2ØØ, 1: FORX=4TO94
STEP9: CIRCLE( 127, 17Ø ), X, 1, .5, .Ø1
, .5: NEXT: FORX=4TO94STEP9: CIRCLE(
127, 17Ø ), X, 2, .5, .Ø1, .5: NEXT: GOTO
2Ø: 'faucet BY jim stewart
```

James Stewart
Highland Falls, NY

(For this winning two-liner contest entry, the author has been sent copies of both *The Second Rainbow Book of Simulations* and its companion *The Second Rainbow Simulations Tape*.)

CBASIC III EDITOR/COMPILER

The ULTIMATE Color Computer III Basic Compiler!!!

If you want to write fast efficient machine language programs and you don't want to spend the next few years trying to learn how to write them in Assembly language or with a cheap compiler, then CBASIC III is the answer!!!

CBASIC III is the only fully integrated Basic Compiler and Program Editing System available for the Color Computer 3. It will allow you to take full advantage of all the capabilities available in your CoCo-3 including 512K RAM, without having to spend years trying to learn assembly language programming. CBASIC III allows you to create, edit and convert programs from a language you are already familiar with Enhanced Disk Color Basic, into fast efficient machine language programs easily and quickly. CBASIC III supports all the enhanced hardware available in the CoCo-3, including Hi-Res Graphics & Screen displays, Extended Memory and Interrupts (Keyboard, Timer, Serial & Clock). We even added advanced commands not available in Basic to give you a level of control only available to very advanced Machine Language Programmers. Plus we made it exceptionally easy to use, not like some other compilers. CBASIC III is the friendliest and easiest compiler available for the Color Computer III.

CBASIC III is a powerful tool for the Beginner as well as the Advanced Basic or Machine Language programmer. You can write programs without having to worry about the Stack, DP Register, memory allocation and so on, because CBASIC III will handle it for you automatically. For Advanced users, CBASIC III will let you control every aspect of your program, even generating machine code directly in a program easily.

CBASIC III features well over 150 Compiled Basic Commands and Functions that fully support Disk Sequential and Direct access files, Tape, Printer and Screen I/O. It supports ALL the High and Low Resolution Graphics, Sound, Play and String Operations available in Enhanced Color Basic, including Graphics H/GET, H/PUT, H/PLAY and H/DRAW, all with 99.9% syntax compatibility. CBASIC III also supports the built in Serial I/O port with separate programmable printer & serial I/O baud rates. You can send and receive data with easy to use PRINT, INPUT, INKEY, GETCHAR and PUTCHAR commands.

CBASIC makes full use of the powerful and flexible GIMI chip in the Color Computer 3. It will fully utilize the 128K of RAM available and install 2 Ultra Fast Ramdisks if 512K is available, for program Creation, Editing and Compilation. You can easily access all 512K of memory in a Compiled program thru several extended memory commands that can access it in 32K or 8K blocks and single or double bytes.

CBASIC has its own completely integrated Basic Program Editor which allows you to load, edit or create programs for the compiler. It is a full featured editor designed specifically for writing and editing Basic programs. It has block move & copy, program renumbering, automatic line numbers, screen editing, printer control and much more.

The documentation provided with CBASIC III is an 8 1/2 by 11 Spiral Bound book which contains approximately 120 pages of real information. We went to great lengths to provide a manual that is not only easy to use and understand, but complete and comprehensive enough for even the most sophisticated user.

CBASIC III is the most expensive Color Basic Compiler on the market, and well worth the investment. You can buy a less expensive compiler for your CoCo-3, and then find out how difficult it is to use, or how limited its features are. Then you'll wish you had bought CBASIC III in the first place. Dollar for dollar, CBASIC III gives you more than any other compiler available. If you can find a better CoCo-3 Basic Compiler then buy it!!!

Requires 128/512K & Disk \$149.00

DATAPACK III PLUS V1.1

SUPER SMART TERMINAL PROGRAM

AUTOPILOT & AUTO-LOG PROCESSORS

X-MODEM DIRECT DISK FILE TRANSFER

VT-100 & VT-52 TERMINAL EMULATION

- No lost data even at 2400 Baud on the COCO-3 Serial I/O port.
- 8 Display Formats, 32/40/64/80 columns at 192 or 225 Res.
- 50K Text Buffer when using the Hi-Res Text Display and Disk.
- ASCII & BINARY disk file transfer support via XMODEM.
- Directly record receive data to a disk file (Data Logging).
- VT-100 terminal emulation for VAX, UNIX and other systems.
- VT-100/52 cursor keys, position, insert/delete, PF & Alt. keys.
- Programmable Word Length, Parity, Stop Bits and baud rates.
- Complete Full and Half Duplex operation, with no garbled data.
- Send full 128 character set from Keyboard with control codes.
- Complete Editor, Insert, Delete, Change or Add to Buffer.
- 9 Variable length, Programmable Macro buffers.
- Programmable Printer rates from 110 to [] Baud.
- Send Files directly from the Buffer, Macro Keys or Disk.
- Display on Screen or Print the contents of the Buffer.
- Freeze Display & Review information On line with no data loss.
- Built in Command Menu (Help) Display.
- Built in 2 Drive RAMDISK for 512K RAM support and much more.

Supports: R.S. Modem-Pak & Deluxe RS-232 Pak, even with Disk.

Requires 128/512K & Disk, Only \$59.95

TEXTPRO IV

"The Advanced Word Processing System"

- 9 Hi-Res Displays from 58 to 212 columns by 24 lines in 225 Resolution.
- On Screen Display of Bold, Italic, Underline & Double Width print.
- Up to 8 Proportional Characters Sets Supported with Justification.
- Up to 80 Programmable Function keys & loadable Function key sets.
- Fully Buffered keyboard accepts data even during disk access.
- Autoexecute Startup files for easy printer & system configuration.
- 8 Pre-Defined Printer function commands & 10 Programmable ones.
- Supports Library files for unlimited printing & configurations.
- Disk file record access for MAIL MERGE & BOILER PLATE printing.
- Completely Automatic Justification, Centering, Flush left and right.
- Change indents, margins, line length, etc. anytime in the text.
- Create and Edit files larger than memory, up to a full disk.
- Easily imbed any number of printer format and control codes.
- Built in Ultra Fast 2 drive RAMDISK for 512K support.

TEXTPRO IV is an advanced word processing system designed for speed, flexibility and extensive document processing. It is not like most of the other word processing programs available for the Color Computer. If you are looking for a simple word processor to write letters or other short documents, then most likely you'll be better off with one of the other simpler word processors. But, if you want a powerful word processor with extensive document formatting features to handle large documents, term papers, manuals, complex formatting problems and letter writing, then TEXTPRO IV is what your looking for. TEXTPRO IV works in a totally different way than most word processing programs. It uses simple 2 character abbreviations of words or phrases for commands and formatting information that you imbed directly in your text. There are over 70 different formatting commands you can use without ever leaving the text your working on. There are no time consuming, and often frustrating menu chases, you are in total control at all times. You can see what the formatted document will look like before a single word is ever printed. This includes margins, headers, footers, page numbers, page breaks, column formatting, justification and Bold, Italic, Underline and Double Width characters right on the screen.

TEXTPRO IV can even support LASER PRINTERS with proportional fonts, take a good look at this AD? It was done with TEXTPRO IV on an OKIDATA LASERLINE-6 laser printer!!! All the character sets used on this AD are proportional spaced characters, all centering, justification, and text printing was performed automatically by TEXTPRO IV.

Requires 128/512K & Disk \$89.95

HI-RES III Screen Commander

The display you wanted but didn't get on your CoCo-3.

- 54 Different Character Sizes available 14 to 212 cpl.
- Bold, Italic or Plain character styles.
- Double Width, Double Height and Quad Width characters.
- Scroll Protect from 1 to 23 lines on the screen.
- Mixed Text & Graphics in HSCREEN3 mode.
- PRINT @ available in all character sizes.
- Programmable Automatic Key repeat.
- Full Control Code Keyboard supported.
- Selectable Character & Background color.
- Uses only 4K of Extended or Basic RAM.
- Written in Ultra Fast Machine Language.

HI-RES III will improve the standard display capabilities of the Color Computer 3, even the 40 and 80 column displays have several features missing. For example you can't use PRINT @ or have different character sizes on the same screen, even mixing text and graphics with the HPRINT command leaves a lot to be desired. HI-RES III can give you the kind of display capabilities you always dreamed about having on your color computer but didn't get with your COCO-3. Well now it's here and with a wide variety of display options that you can easily use with your Basic or ML programs.

HI-RES III is totally compatible with Enhanced Color Basic and its operation is invisible to Basic. It simply replaces the normal screen display with an extremely versatile display package. It also overcomes some of the disadvantages found when using the Width 40 & 80 screens. You can use the Print @ function on any line length with HI-RES III. It also gives you a programmable automatic key repeat that can be very handy for editing your Basic programs. Automatic key repeat can be adjusted from ultra fast to super slow and can be disabled entirely if desired. You also get a full control code keyboard using the CTRL key. So many of HI-RES III's extended functions can be controlled directly from the keyboard easily. With just a couple of simple keystrokes you can change character sizes and styles at any time.

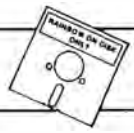
Requires 128/512K Tape or Disk \$34.95

To order products by mail, send check or money order for the amount of purchase, plus \$3.00 for shipping & handling to the address below.
To order by VISA, MASTERCARD or COD call us at (702) 452-0632
(Monday thru Saturday, 8am to 5pm PST)

CER-COMP LTD.

5566 Ricochet Avenue
Las Vegas, Nevada 89110

(702) 452-0632



KISSable OS-9

The Evolution Continues

By Dale L. Puckett
Rainbow Contributing Editor

KISSDraw continues to grow! This month we show you how to add a mouse-driven menu to your drawing program. But more importantly, we define a new data type that will make it easier to pass data between the growing number of procedures in *KISSDraw*.

If you are getting into C programming with OS-9 Level II on the Color Computer 3, you are in for a treat. The new `∕dd` (default device) descriptor can really speed you along. For example, we have our hard disk set up as `∕dd`. To make it work with C, we moved the `DEFS` and `LIB` directories to the hard disk and then patched the hardcoded `∕d1∕DEFS` and `∕d1∕LIB` references in `CC1` and `C.PREP`. In `CC1` you'll find them around `$0EE4`. In `C.PREP`, the offset is at `$135B`. Change the references so they read `∕dd∕DEFS` and `∕dd∕LIB`. In Hex, you will be changing a `$4431` to `$4444`. After you make this change you will be amazed at your CoCo's performance — especially if you have made sure your current data directory is on the hard drive also.

We went one step further here and put

Dale L. Puckett, who is author of The Official BASIC09 Tour Guide and co-author, with Peter Dibble, of The Complete Rainbow Guide to OS-9, is a free-lance writer and programmer. He serves as director-at-large of the OS-9 Users Group and is a member of the Computer Press Association. Dale is a U.S. Coast Guard lieutenant and lives in Rockville, Maryland.

our current data directory and our source file on the Disto 512K RAM disk. This lets the C compiler write all of its temporary files much faster than the five and a half minutes it used to take when everything was on floppies.

BASIC09, OS-9 and the mouse that plugs in the back of your Color Computer can give you a whole new programming perspective, and that's where we're headed this month. The flow of a program used to be dictated by the machine. The flow of today's programs, however, is dictated by the person using the program. When the user clicks the mouse button an event is generated. The flow of the program from that point on depends on the type of event that has occurred. A short piece of C code like this makes up the main event loop of

almost every Macintosh application. *KISSDraw4* works the same way on the CoCo. But this technique does not have to be limited to drawing programs. It can be used in every program you write. It's a whole new way to look at the world.

In English you could define the skeleton program like this:

Repeat

 Get an Event from the Event Queue

 Determine what type of event it is

 Respond to the event if appropriate

Until application is terminated.

Take a close look at the main event loop of the procedure *KISSDraw4*. You'll see it in English in Figure 1.

Figure 1:

LOOP Forever

Escape from the loop when any character is typed

But in the meantime,

 Has there been an event?

 Was the event in the *KISSDraw* toolbox?

 If so, which tool does he want?

 Make pencil cursor to tell him he has tool

 Let him use tool in window

 Make arrow cursor again when he is done with tool

 Was the event in the *KISSDraw* Menu Bar at the top of screen?

 If so, go handle menu request

ENDLOOP (* Go back and keep waiting for another event

Listing 1: test

```
PROCEDURE test
(* procedure to test user defined record types
TYPE date=month,day,year:INTEGER
TYPE address=city,state:STRING[20]; zip:INTEGER
TYPE totals=paid,received,balance:REAL

TYPE RealSkinny=time:date; place:address; amount:totals

DIM TheWorks:RealSkinny

TheWorks.time.month:=12
TheWorks.amount.paid:=199.98

PRINT TheWorks.time.month
PRINT TheWorks.amount.paid
```

Listing 2: KISSDraw4

```
PROCEDURE KISSDraw4
0000 (* Drawing program that lets you select a tool by clicking
000A (* on an ICON
0047
0048 TYPE rodent=Vld,Act,ToTm:BYTE; X1:INTEGER; TTTo:BYTE; TSSc:
INTEGER; CBSA,CBSB,CCtA,CCtB,TTSA,TTSB,TLA,TLB:BYTE
; X2,BDX,BDY:INTEGER; Stat,Res:BYTE; AcX,AcY,WRX,WRX:
INTEGER
00B9
00BA TYPE stats=event,InWindow,InToolBox,InMenuBar,line,box,circle
,ellipse,bar,arc,fill,text,freehand,patterns,horzlines
,vertlines,slantright,slantleft,dots:BOOLEAN
010D
010E TYPE cursor=NoCur,arrow,pencil,cross,hourglass,NoIcon,TextBar
,Scross,Icon,IconBuff:BYTE
013D
013E TYPE packet=mouse:rodent; status:stats; pointer:cursor
0153
015C DIM ButtonEvent:packet
0165 DIM LastClicks:BYTE
016C DIM char:STRING[1]
0178
0179 char:=""
0180 LastClicks:=0
0187 ButtonEvent.status.event:=FALSE
0194 ButtonEvent.status.line:=FALSE
01A1 ButtonEvent.status.box:=FALSE
01AE ButtonEvent.status.circle:=FALSE
01BB ButtonEvent.status.ellipse:=FALSE
01C8 ButtonEvent.status.bar:=FALSE
01D5 ButtonEvent.status.arc:=FALSE
01E2 ButtonEvent.status.fill:=FALSE
01EF ButtonEvent.status.text:=FALSE
01FC ButtonEvent.status.freehand:=FALSE
0209
020A ButtonEvent.pointer.NoCur=0
0218 ButtonEvent.pointer.arrow=1
0226 ButtonEvent.pointer.pencil=2
0234 ButtonEvent.pointer.cross=3
0242 ButtonEvent.pointer.hourglass=4
0250 ButtonEvent.pointer.NoIcon=5
025E ButtonEvent.pointer.TextBar=6
026C ButtonEvent.pointer.Scross=7
027A ButtonEvent.pointer.IconBuff=202
0288
0289 (* First we need to start with a clear screen
028B (* and draw the menu
02CA
02CB RUN gfx2("clear")
02D8 RUN KISSdMenu
02DC
02DD (* We must bring the high resolution mouse on line
030F (* and find out where it is pointing
0333
0334 RUN setupmouse
0338 RUN gfx2("gcset",ButtonEvent.pointer,IconBuff,ButtonEvent.pointer.arrow
)
035B
035C LOOP \REM Main Event Loop
0370
0371 EXITIF char<>"" THEN
037D ENDEXIT
0381
0382 RUN inkey(char)
038C RUN getKISSmouse(ButtonEvent)
0396
0397 (* Has there been an event
03B2 (* Is Button Down
```

Because BASIC09 lets us define our own data types, we were able to define a large data packet named `ButtonEvent` that we use to pass information between all the procedures that make up *KISSDraw4*. After we defined the data type in the main program, we copied it into the other procedures using *DynaStar*, our screen editor.

"The real value in this month's listings comes from comparing them to last month's."

Since the program is still evolving, we'll probably change our data type definition several times before we complete the project. The names of the fields in our data type make it possible to read our program as if it were written in English. Rather than writing:

```
run gfx2("gcset",202,2)
```

which means absolutely nothing, you can write:

```
run gfx2("gcset",ButtonEvent.pointer.IconBuff,ButtonEvent.pointer.Pencil)
```

Which form do you think you will be able to understand six months from now?

To ease into the simplicity of defining BASIC09 data types, study the listing `test`. In `test`, we defined three separate data types named `date`, `address` and `totals`. We then combined the three into a fourth data type named `RealSkinny`.

After you define a data type, you must always reserve memory for the data with the `DIM` statement. In `test`, we named our variable `TheWorks`. Notice its type is `RealSkinny`. In order to prove that it was working, we initialized several fields in the data record and printed the results.

We needed to combine data types because of the number of fields we

wanted to pass between procedures in *KISSDraw*. We wound up defining three data types — rodent, stats and cursor — first. The data type rodent holds the standard packet of information about the mouse that is returned by `syscall`. We used the data type stats to carry the stats of a number of boolean variables and the data type cursor to carry the value of the various graphics cursors available in OS-9. Eventually, we will most likely change the various fill patterns fields so they can carry the value of the number that represents them in `gfx2` command lines.

We'll also most likely add a few new fields that we didn't realize we needed at first.

We are developing *KISSDraw4* in a module fashion. The shorter a procedure, the better the chance that we can make it work properly. Once we know a procedure works, we can let other procedures call it. Last month we just got the program working. This month we concentrate on the structure. We want it to be easy to read and understand. We also want to be able to add new functions in separate modules in a manner that doesn't require us to change previously developed procedures.

The real value in this month's listings comes from comparing them to last month's. We hope you notice a marked improvement. This month we only reprinted one of the individual drawing procedures, *KISSDrawBox*. Notice how we pass all of the information needed by the program in one variable named `ButtonEvent`. BASIC09's data typing makes this possible. Once we passed `ButtonEvent` to a procedure, we were able to address any individual field within the record when we needed to.

KISSDraw4 is the main program and it calls all the other procedures needed.

```

03C3      IF ButtonEvent.status.event THEN
03C4      IF ButtonEvent.status.InToolBox THEN
03D3      RUN WhichTool(ButtonEvent)
03E2      RUN gfx2("gcset",ButtonEvent.pointer.IconBuff,ButtonEvent.pointer.pencil
03EC      )
040F      RUN DoEvent(ButtonEvent)
0419      RUN gfx2("gcset",ButtonEvent.pointer.IconBuff,ButtonEvent.pointer.arrow
        )
043C      ENDIF
043E
043F      IF ButtonEvent.status.InMenuBar THEN
044E      RUN HandleMenu(ButtonEvent)
0458      ENDIF
045A      ENDIF
045C      ENDLLOOP
0460
0461      (* Turn Graphics Cursor off before leaving program
0493      RUN gfx2("gcset",ButtonEvent.pointer.NoCur,ButtonEvent.pointer.NoCur
        )
04B6      END
04B8

```

Listing 3: GetKISSMouse

```

PROCEDURE GetKISSMouse
0000      (* Reads the present location of the mouse and
002E      (* returns the status of the button.
0052
0053      TYPE rodent=Vld,Act,ToTm:BYTE; Xl:INTEGER; TTto:BYTE; TSSt:
        INTEGER; CBSA,CBSB,CcTA,CcTB,TTSA,TTSB,TLsA,TLsB:BYTE
        ; X2,BDX,BDY:INTEGER; Stat,Res:BYTE; AcX,AcY,WRX,WRy:
        INTEGER
00C4
00C5      TYPE stats=event,InWindow,InToolBox,InMenuBar,llne,box,circle
        ,ellipse,bar,arc,fill,text,freehand,patterns,horzlines
        ,vertlines,slantright,slantleft,dots:BOOLEAN
0118
0119      TYPE cursor=NoCur,arrow,pencil,cross,hourglass,NoIcon,TextBar
        ,Scross,Icon,IconBuff:BYTE
0148
0149      TYPE packet=mouse:rodent; status:stats; pointer:cursor
0166
0167      TYPE registers=cc,a,b,dp:BYTE; x,y,u:INTEGER
018C
018D      DIM RegisterSet:registers
0196      DIM callcode:BYTE
019D      PARAM ButtonEvent:packet
01A6
01A7      RegisterSet.a:=0
01B2      RegisterSet.b:=$89
01BE      RegisterSet.x:=ADDR(ButtonEvent.mouse)
01CF      RegisterSet.y:=-1
01DA      callcode:=$8D
01E2
01E3      RUN syscall(callcode,RegisterSet)
01F2
01F3      IF ButtonEvent.mouse.CBSA<>0 THEN
0205      ButtonEvent.status.event:=TRUE
0212      ELSE
0216      ButtonEvent.status.event:=FALSE

```

OS-9™ SOFTWARE/HARDWARE

SDISK—Standard disk driver module allows the full use of 35, 40 or 80 track double sided disk drives with COCO OS-9 plus you can read/write/format the OS-9 formats used by other OS-9 systems. (Note: you can read 35 or 40 track disks on an 80 track drive). Now updated for OS-9 ver. 02.00.00 **\$29.95**

SDISK + BOOTFIX—As above plus boot directly from a double sided diskette **\$35.95**

L1 UTILITY PAK—Contains all programs from Filter Kits Nos. 1 & 2 plus Hacker's Kit #, plus several additional programs, Over 35 utilities including "wild card" file cmds, MacGen command language, disassembler, disk sector edit and others. Very useful, many of these you will find yourself using every time you run your system. These sold separately for over \$85. **\$49.95**

SKIO—Hi res screen driver for 24 x 51 display; does key click, boldface, italics; supports upgraded keyboards and mouse. With graphics screen dump and other useful programs. **Now UPDATED FOR OS-9 Ver 2.0 \$29.95**

PC-XFER UTILITIES— Utilities to read/write and format ss MS-DOSTM diskettes on CoCo under OS-9. **\$45.00 (requires SDISK)**

CCRD 512K Byte RAM DISK CARTRIDGE—Requires RS Multipak interface, two units may be used together for 1MB RAM disk. Addressing is switch selectable. **OS-9 level 1 and 2 driver and test software included. \$169.00**

All disk prices are for CoCo OS-9 format; for other formats, specify and add \$2.00 each. Order prepaid or COD, VISA/MC accepted, add \$1.50 S&H for software, \$5.00 for CCRD; actual charges added for COD.

**D.P. Johnson, 7655 S.W. Cedarcrest St.
Portland, OR 97223 (503) 244-8152**

(For best service call between 9-11 AM Pacific Time)

OS-9 is a trademark of Microware and Motorola Inc.
MS-DOS is a trademark of Microsoft, Inc


```

0223     ENDIF
0225
0226     IF ButtonEvent.mouse.AcY<10 THEN
0238         ButtonEvent.status.InMenuBar:=TRUE
0245     ELSE
0249         ButtonEvent.status.InMenuBar:=FALSE
0256     ENDIF
0258
0259     IF ButtonEvent.mouse.AcX<40 THEN
0268         ButtonEvent.status.InToolBox:=TRUE
0278     ELSE
027C         ButtonEvent.status.InToolBox:=FALSE
0289     ENDIF
028B
028C     IF NOT(ButtonEvent.status.InMenuBar) AND NOT(ButtonEvent.status.InToolBox
        ) THEN
02A7         ButtonEvent.status.InWindow:=TRUE
02B4     ELSE
02B8         ButtonEvent.status.InWindow:=FALSE
02C5     ENDIF
02C7
02C8     RUN gfx2("putgc",ButtonEvent.mouse.AcX,ButtonEvent.mouse.AcY
        )
02EB
02EC     END
02EE
02EF

```

Listing 4: WhichTool

```

PROCEDURE WhichTool
0000 (* Procedure to determine which tool
0004 (* artist wants to draw with
0009
0041 TYPE rodent=Vld,Act,ToTm:BYTE; X1:INTECER; TTto:BYTE; TSSc:
        INTEGER; GBSA.CBSB,CcTA,CcEb,TTSA,TTsB,TLsA,TLsB:BYTE
        ; X2,BDX,BDY:INTEGER; Stat,Res:BYTE; AcX,AcY,WRX,WRy:
        INTEGER
00B2
00B3 TYPE stats=event,InWindow,InToolBox,InMenuBar,line,box,circ!e
        ,ellipse,bar,arc,fill,text,freehand,patterns,horzlines
        ,vertlines,slantright,slantleft,dots:BOOLEAN
0106
0107 TYPE cursor=NoCur,arrow,pencil,cross,hourglass,NoIcon,TextBar
        ,Scross,Icon,IconBuff:BYTE
0136
0137 TYPE packet=mouse:rodent; status:stats; pointer:cursor
0154
0155 PARAM ButtonEvent:packet
015E
015F IF ButtonEvent.mouse.AcY>10 AND ButtonEvent.mouse.AcY<22 THEN
017E     ButtonEvent.status.line:=TRUE
018B     END
018D     ELSE
0191     ButtonEvent.status.line:=FALSE
019E     ENDIF
01A0
01A1 IF ButtonEvent.mouse.AcY>22 AND ButtonEvent.mouse.AcY<34 THEN

```

GetKISSMouse, WhichTool and Do-Event are all different from last month. HandleMenu and KISSDrawArc are new. KISSDrawArc is also in an evolutionary state now. It will draw a proper arc if you drag the mouse from the upper-left corner to the lower-right corner. If you drag upward, you'll get three quarters of an ellipse. It took us half a day to figure out how that imaginary limiting line works, and we didn't have time to finish the logic.

The procedures PlaybackPix and RecordPix are just short stubs that print a message on the screen to tell you that the menu handler is working properly. They must be in place when you run HandleMenu, which is every time you click the mouse in the MenuBar at the top of the screen. A note is in order here. If you want to use some of the other "modules," such as KISSDrawCircle or KISSDrawEllipse from last month, you will first need to compare the data structures to those in KISSDrawBox in KISSDrawArc. Then edit the older procedures so the data structures are the same. Otherwise, you will get several error messages.

We still hope that *KISSDraw4* can become a CoCo Community Programming project. If you have a procedure to add, let us know. You may write us directly at 805 West Edmonston Drive, Rockville, MD 20852.

If you're getting into BASIC09, we suggest you read *The Official Basic09 Tour Guide*. It's still available from Bob Rosen at Spectrum Projects, P. O. Box 264, Howard Beach, NY 11414. By the way, Bob has a new backup program that can format and back up up to three copies of double-sided OS-9 Level II disks in one pass, in about five minutes.

That's it for November. Enjoy *KISS-Draw4* while we think about the holiday issue. □

COCO 3 OS-9 HARDWARE UPGRADES



The PLUS 100 — The PREMIER 512K
Memory Expansion for the COCO 3.

Brochures and price list available on request.

DISKMASTER Disk Drive Systems Absolutely Without Equal in the COCO World!

- 20 MB SCSI Hard Drive
- 1 MB High Speed Floppy Drive
- Hardware Real Time Clock with Battery Backup
- 3 Hardware Serial Ports
- Bi-Directional Centronics Compatible Parallel Port
- Sophisticated OS-9 Drivers by D. P. JOHNSON
- RAMDISK options up to 1.5 MB
- Expansion Port for additional Floppy Drives
- Single Cable Interface to COCO 3
- A VERY HIGH PERFORMANCE, 4 Station, Multi-User System can easily be assembled using a DISKMASTER System.

TMM/HEMPHILL ELECTRONICS, INC

4480 Shopping Lane
Simi Valley, CA 93063

(805) 581-0885

(Mon. thru Thurs., 1:30 to 4:30 PM Pacific Time)

```

01C0 ButtonEvent.status.box:=TRUE
01C0 END
01CF ELSE
01D3 ButtonEvent.status.box:=FALSE
01E0 ENDIF
01E2
01E3 IF ButtonEvent.mouse.AcY>34 AND ButtonEvent.mouse.AcY<46 THEN

0202 ButtonEvent.status.circle:=TRUE
020F END
0211 ELSE
0215 ButtonEvent.status.circle:=FALSE
0222 ENDIF
0224
0225 IF ButtonEvent.mouse.AcY>46 AND ButtonEvent.mouse.AcY<58 THEN

0244 ButtonEvent.status.ellipse:=TRUE
0251 END
0253 ELSE
0257 ButtonEvent.status.ellipse:=FALSE
0264 ENDIF
0266
0267 IF ButtonEvent.mouse.AcY>58 AND ButtonEvent.mouse.AcY<70 THEN

0286 ButtonEvent.status.bar:=TRUE
0293 END
0295 ELSE
0299 ButtonEvent.status.bar:=FALSE
02A6 ENDIF
02A8
02A9 IF ButtonEvent.mouse.AcY>70 AND ButtonEvent.mouse.AcY<82 THEN

02C8 ButtonEvent.status.arc:=TRUE
02D5 END
02D7 ELSE
02DB ButtonEvent.status.arc:=FALSE
02E8 ENDIF
02EA
02EB IF ButtonEvent.mouse.AcY>82 AND ButtonEvent.mouse.AcY<94 THEN

030A ButtonEvent.status.fill:=TRUE
0317 END
0319 ELSE
031D ButtonEvent.status.fill:=FALSE
032A ENDIF
032C
032D IF ButtonEvent.mouse.AcY>94 AND ButtonEvent.mouse.AcY<106 THEN

034C ButtonEvent.status.text:=TRUE
0359 END
035B ELSE
035F ButtonEvent.status.text:=FALSE
036C ENDIF
036E
036F IF ButtonEvent.mouse.AcY>106 AND ButtonEvent.mouse.AcY<118 THEN

038E ButtonEvent.status.freehand:=TRUE
039B END
039D ELSE
03A1 ButtonEvent.status.freehand:=FALSE
03AE ENDIF
03B0 END
03B2

PROCEDURE DoEvent
(* Procedure that runs the proper tool program
0000
002E TYPE rodent=Vld,Act,ToTm:BYTE; X1:INTEGER; TTto:BYTE; TSSt:
002F INTEGER; CBSA,CBSB,CCtA,CCtB,TTSA,TTSB,TLsA,TLsB:BYTE
; X2,BDX,BDY:INTEGER; Stat,Res:BYTE; AcX,AcY,WRX,WRY:
INTEGER
00A0
00A1 TYPE stats=event,InWindow,InToolBox,InMenuBar,line,box,circle
,ellipse,bar,arc,fill,text,freehand,patterns,horzlines
,vertlines,slantright,slantleft,dots:BOOLEAN
00F4 TYPE cursor=NoCur,arrow,pencil,cross,hourglass,NoIcon,TextBar
00F5 ,Scross,Icon,IconBuff:BYTE
0124
0125 TYPE packet=mouse:rodent; status:stats; pointer:cursor
0142

```

Listing 5: DoEvent

Model 101 Interface \$39.95



- Serial to parallel interface
- Works with any COCO
- Compatible with "Centronics" parallel input printers
- 6 switch selectable baud rates 300-600-1200-2400-4800-9600
- Small size 4.5" x 2.5" x 1.25"
- Comes complete with cables to connect to your computer and printer

Model 104 Deluxe Interface \$51.95



- Same features as 101 plus
- Built in serial port for your modem or other serial device
 - Switch between parallel output and serial output
 - Size is 4.5" x 2.5" x 1.25"
 - Comes complete with cables to connect to your computer and printer

Model 102 Switcher \$35.95



- Connect to your COCO serial port and have 3 switch selectable serial ports
- Color coded indicator lights show switch position
- Lights also serve as a power on indicator for your COCO
- Heavy gauge blue anodized aluminum cabinet with non-slip rubber feet

Model 105 Switcher \$14.95



- Connects to your COCO to give you 2 switch selectable serial ports
- 3 foot cable to connect to your COCO's serial port
- The perfect item to use to connect a printer and a modem to your COCO
- Small in size, only 4.5 x 2.5 x 1.25

The Model 101, 102, 104 and 105 work with any COCO. any level basic and any memory size. These products are covered by a 1 year warranty.

The Model 101 and 104 work with any standard parallel input printer including Gemini, Epson, Radio Shack, Okidata, C. Itoh, Seikosha, Panasonic and many others. They support BASIC print commands, word processors and graphic commands.

We manufacture these products - dealer inquiries are invited.

Cassette Label Program \$6.95

- New Version - tape transferable to disk - save and load labels from tape to disk
- Prints 5 lines of information on pin-feed cassette labels
- Menu driven, easy to use
- Standard, expanded and condensed characters
- Each line of text automatically centered
- Label display on CRT, enabling editing before printing
- Program comes on tape and is supplied with 24 labels to get you started
- 16K ECB required

Ordering Information

Free shipping in the United States (except Alaska and Hawaii) on all orders over \$50.00. Please add \$2.50 for shipping and handling on orders under \$50.00.

Ohio residents add 6% sales tax
Call (513) 677-0796 and use your VISA or MASTERCARD or request C.O.D. (Please add \$2.00 for C.O.D. orders). If you prefer, send check or money order; payable in U.S. Funds to:

Metric Industries
P.O. Box 42396
Cincinnati, Ohio
45242

Other Quality Items

High quality 5 screw shell C-10 cassette tapes, \$7.50/dozen


Hard plastic storage boxes for cassette tapes. \$2.50/dozen

Pin-Feed Cassette Labels
White \$3.00/100
Colors \$3.60/100 (specify red, blue, yellow, tan)

NEW! Cables for your COCO

- U.L. listed foil-shielded cable
- 2 Types: male/female extension cables (used between a serial device and existing cable) male/male cables (used between two serial devices such as a modem and one of our switchers).
- 3 ft./\$3.95, 6 ft./\$4.49, 10 ft./\$5.59 Specify M/M or M/F and length.

The 101 and 104 require power to operate. Most printers can supply power to your interface. (Star, Radio Shack and Okidata are just a few that do - Epson and Seikosha do not). The interfaces can also be powered by an AC adaptor: Radio Shack model 273-1431 plugs into all models. If you require a power supply, add a "P" to the model number and add \$5.00 to the price. (Model 101P \$44.95. Model 104P \$56.95)



The excitement continues!

The Third Rainbow Book of Adventures

Nineteen fascinating new Adventures from the winners of our third Adventure competition. Discover backstage intrigue at the London Theatre, attempt a daring space rescue, or travel through time to save the universe, and that's only the beginning!

Challenge yourself! Put your wits to the test with Adventures like:

Evil Crypt — Encounter bottomless pits, graves that kill, flesh-frying fires. Even the rocks and trees conceal dangers.

The Professional — You're hot on the trail of international jewel thieves.

Cleopatra's Pyramid — Perilous action along the banks of the treacherous Nile River.

Johnny Zero — Fight against evil in the year 2091 as a genetic android. And when you're at the end of your rope, revenge is in reach with:

Balm — You *are* the Adventure, determined to exterminate anyone fool enough to travel your cavern.

Experience other traditional and contemporary challenges from these winning authors: Mark and Mike Anderson, Jon Blow, Jason Dolinsky, Matt Hazard, Joab Jackson, Curtis Keisler, Franklin Marrs, Ann Mayeux, Scott McCleary, Chris McKernan, Philip Newton, Fred Provoncha, Carlos Rocha, Michael Shay, Don Sheerin, and Walt Thinnies.

The Third Rainbow Book of Adventures is only \$11.95!

Save yourself from typing listings with — **the Third Adventures Tape or Disk Set.**

Get on with your game and eliminate typing hassles. Just load these great programs into your computer and run.

Tape \$9.95, Two-Disk Set \$14.95

The tape and disks are adjuncts and complements to the book; the book is necessary for introductory material and loading instructions.

Please send me: The Third Rainbow Book of Adventures \$11.95 _____
The Third Rainbow Adventures Tape \$9.95 _____
The Third Rainbow Adventures Disk Set \$14.95 _____

Name _____

Address _____

City _____ State _____ ZIP _____

My check in the amount of _____ is enclosed*

Please charge to my: VISA MasterCard American Express

Acct. No. _____ Exp. Date _____

Signature _____

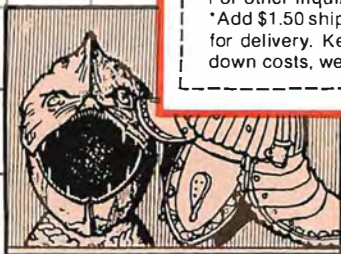
Mail to: The Third Rainbow Book of Adventures, The Falsoft Building, P.O. Box 385, Prospect, KY 40059

To order by phone (credit card orders only), call (800) 847-0309, 8 a.m. to 5 p.m. EST. For other inquiries, call (502) 228-4492

*Add \$1.50 shipping and handling per book. Outside the U.S. add \$4. Allow 6 to 8 weeks for delivery. Kentucky residents add 5% sales tax for book and tape. In order to hold down costs, we do not bill. U.S. currency only please.



Save up to 37%
See our special package offer on pages 122-123



Submitting Material To Rainbow

Contributions to THE RAINBOW are welcome from everyone. We like to run a variety of programs that are useful/helpful/fun for other CoCo owners.

WHAT TO WRITE: We are interested in what you may wish to tell our readers. We accept for consideration anything that is well-written and has a practical application for the Tandy Color Computer. If it interests you, it will probably interest lots of others. However, we vastly prefer articles with accompanying programs which can be entered and run. The more unique the idea, the more the appeal. We have a continuing need for short articles with short listings. These are especially appealing to our many beginners.

FORMAT: Program submissions must be on tape or disk, and it is best to make several saves, at least one of them in ASCII format. We're sorry, but we do not have time to key in programs and debug our typing errors. All programs should be supported by some editorial commentary explaining how the program works. We also prefer that editorial copy be included on the tape or disk using any of the word processors currently available for the Color Computer. Also, please include a double-spaced printout of your editorial material and program listing. Do not send text in all capital letters; use upper- and lowercase.

COMPENSATION: We do pay for submissions, based on a number of criteria. Those wishing remuneration should so *state* when making submissions.

For the benefit of those who wish more detailed information on making submissions, please send a self-addressed, stamped envelope (SASE) to: Submission Guidelines, THE RAINBOW, The Falsoft Building, P.O. Box 385, Prospect, KY 40059. We will send you comprehensive guidelines.

Please do not submit material currently submitted to another publication.

```

0143     PARAM ButtonEvent:packet
014C
014D     IF ButtonEvent.status.line THEN
015C         RUN KISSdrawline(ButtonEvent)
0166         ButtonEvent.status.line:=FALSE
0173         GOTO 100
0177     ENDIF
0179
017A     IF ButtonEvent.status.box THEN
0189         RUN KISSDrawbox(ButtonEvent)
0193         ButtonEvent.status.box:=FALSE
01A0         GOTO 100
01A4     ENDIF
01A6
01A7     IF ButtonEvent.status.circle THEN
01B6         RUN KISSDrawCircle(ButtonEvent)
01C0         ButtonEvent.status.circle:=FALSE
01CD         GOTO 100
01D1     ENDIF
01D3
01D4     IF ButtonEvent.status.ellipse THEN
01E3         RUN KISSDrawEllipse(ButtonEvent)
01ED         ButtonEvent.status.ellipse:=FALSE
01FA         GOTO 100
01FE     ENDIF
0200
0201     IF ButtonEvent.status.bar THEN
0210         RUN KISSDrawBar(ButtonEvent)
021A         ButtonEvent.status.bar:=FALSE
0227         GOTO 100
022B     ENDIF
022D
022E     IF ButtonEvent.status.arc THEN
023D         RUN KISSDrawArc(ButtonEvent)
0247         ButtonEvent.status.arc:=FALSE
0254         GOTO 100
0258     ENDIF
025A
025B     IF ButtonEvent.status.fill THEN
026A         RUN KISSDrawFill(ButtonEvent)
0274         ButtonEvent.status.fill:=FALSE
0281         GOTO 100
0285     ENDIF
0287
0288     IF ButtonEvent.status.text THEN
0297         RUN KISSHandleText(ButtonEvent)
02A1         ButtonEvent.status.text:=FALSE
02AE         GOTO 100
02B2     ENDIF
02B4
02B5     IF ButtonEvent.status.freehand THEN
02C4         RUN KISSFreehand(ButtonEvent)
02CE         ButtonEvent.status.freehand:=FALSE
02DB     ENDIF
02DD
02DE 100 ButtonEvent.status.event:=FALSE
02EE     ButtonEvent.status.InToolBox:=FALSE
02FB     ButtonEvent.status.InMenuBar:=FALSE
0308     END
030A
030B

```

Listing 6: HandleMenu

```

PROCEDURE HandleMenu
0000
0001     TYPE rodent=Vld,Act,ToTm:BYTE; X1:INTEGER; TTto:BYTE; TSS:
           INTEGER; CBSA,CBSB,CcT,A,CcT,B,TTSA,TTSB,TLSA,TLSB:BYTE
           ; X2,BDX,BDY:INTEGER; Stat,Res:BYTE; AcX,AcY,WRX,WRY:
           INTEGER
0072
0073     TYPE stats=event,InWindow,InToolBox,InMenuBar,line,box,circle
           ,ellipse,bar,arc,fill,text,freehand,patterns,horzlines
           ,vertlines,slantright,slantleft,dots:BOOLEAN
00C6
00C7     TYPE cursor=NoCur,arrow,pencil,cross,hourglass,NoIcon,TextBar
           ,Scross,Icon,IconBuff:BYTE
00F6
00F7     TYPE packet=mouse:rodent; status:stats; pointer:cursor
0114
0115     PARAM ButtonEvent:packet
011E     DIM Menu(2):STRING[14]
012F     DIM FileAction:STRING[14]
013B     DIM MenuCur,Item:INTEGER
0146
0147     DATA "RecordPix","PlaybackPix"
0165
0166     FOR Item:=1 TO 2
0176         READ Menu(Item)
017F     NEXT Item
018A
018B     RUN gfx2("OWSet",1,10,0,16,6,0,2)
01AD     RUN gfx2("boldsw","on")

```

```

01C0 RUN gfx2("CurXY",0,0)
01D3 PRINT "F I L E "
01E3 RUN gfx2("boldsw","off")
01F7
01F8 LOOP
01FA
01FB (* Exit and close window if Button Down outside of Menu Window
0239 EXITIF ButtonEvent.mouse.Stat=2 AND ButtonEvent.mouse.CBSA<0

THEN
0258 RUN gfx2("owend")
0265 ENDEXIT
0269
026A (* Exit, close menu window and run File Menu Action requested if
02AA (* Mouse is in menu window, button is down and menu item selected
02EB (* is valid.
02F7
02F8 EXITIF ButtonEvent.mouse.Stat=0 AND ButtonEvent.mouse.CBSA<0

AND MenuCur>0 AND MenuCur<3 THEN
0325 RUN gfx2("owend")
0332 FileAction:=TRIM$(Menu(Item))
033E RUN FileAction(ButtonEvent)
0348 ENDEXIT
034C
034D RUN getKISSHouse(ButtonEvent)
0357 MenuCur:=INT(ButtonEvent.mouse.AcY/8)
036A Item:=MenuCur
0372 IF ButtonEvent.mouse.Stat=0 AND MenuCur>0 AND MenuCur<3 THEN

0392 RUN gfx2("revon")
039F RUN gfx2("CurXY",1,MenuCur)
03B4 PRINT Menu(Item)
03BC RUN gfx2("RevOff")
03CA RUN gfx2("CurXY",1,MenuCur)
03DF PRINT Menu(Item)
03E7 ENDIF
03E9
03EA ENDLLOOP
03EE END
03F0

```

Listing 7: PlaybackPix

```

PROCEDURE PlaybackPix
0000 (* Dummy *)
000B PRINT "You have reached a Play Back Picture routine. Write Me!"
0047 END
0049
004A
004B

```

Listing 8: RecordPix

```

PROCEDURE RecordPix
0000 (* Dummy *)
000B PRINT "You have reached Record Pix. Write me and I'll work"
0043 END
0045

```

Listing 9: KISSDrawBox

```

PROCEDURE KISSDrawBox
0000 (* Program to draw a box at location pointed
002C (* to by high resolution mouse.
004B
004C (* Uses procedure KISSGetMouse
006A
006B TYPE rodent=Vld,Act,ToTm:BYTE; X1:INTEGER; TTTo:BYTE; TSS:
INTEGER; CBSA,CBSB,GCtA,CCtB,TTSA,TTSB,TLsA,TLsB:BYTE
; X2,BDX,BDY:INTEGER; Stat,Res:BYTE; AcX,AcY,WRX,WRy:
INTEGER
00DC
00DD TYPE stats=event,InWindow,InToolBox,InMenuBar,line,box,circle
,ellipse,bar,arc,fill,text,freehand,patterns,horzlines
,vertlines,slantright,slantleft,dots:BOOLEAN
0130
0131 TYPE cursor=NoCur,arrow,pencil,cross,hourglass,NoIcon,TextBar
,Scross,Icon,IconBufF:BYTE
0160
0161 TYPE packet=mouse:rodent; status:stats; pointer:cursor
017E
017F PARAM ButtonEvent:packet
0188 DIM StartX,StartY,CurrX,CurrY:INTEGER
019B
019C (* Enable XOR logic
0180
01B1 RUN gfx2("logic","xor")

```

About The One-Liner Contest . . .

THE RAINBOW's One-Liner Contest has now been expanded to include programs of either one or two lines. This means a new dimension and new opportunity for those who have "really neat" programs that simply just won't fit in one line.

Here are the guidelines: The program must work in Extended BASIC, have only one or two line numbers and be entirely self-contained — no loading other programs, no calling ROM routines, no poked-in machine language code. The program has to run when typed in directly (since that's how our readers will use it). Make sure your line, or lines, aren't packed so tightly that the program won't list completely. Finally, any instructions needed should be *very* short.

Send your entry (preferably on cassette or disk) to:


**THE RAINBOW
One-Liner Contest
P.O. Box 385
Prospect, KY 40059**

About Your Subscription

Your copy of THE RAINBOW is sent second class mail. You must notify us of a new address when you move. Notification should reach us no later than the 15th of the month prior to the month in which you change your address. Sorry, we cannot be responsible for sending another copy when you fail to notify us.

Your mailing label also shows an account number and the subscription expiration date. Please indicate this account number when renewing or corresponding with us. It will help us help you better and faster.

For Canadian and other non-U.S. subscribers, there may be a mailing address shown that is different from our editorial office address. Do not send any correspondence to that mailing address. Send it to our editorial offices at Falsoft, Inc., The Falsoft Building, P.O. Box 385, Prospect, KY 40059. This applies to everyone *except* those whose subscriptions are through our distributor in Australia.



```

01C4
01C5 REPEAT
01C7   RUN getKISSmouse(ButtonEvent)
01D1 UNTIL ButtonEvent.mouse.CBSA<>0 AND ButtonEvent.mouse.AcX>40
01EF
01F0 StartX:=ButtonEvent.mouse.BDX
01FE StartY:=ButtonEvent.mouse.BDY
020C CurrX:=ButtonEvent.mouse.AcX
021A CurrY:=ButtonEvent.mouse.BDY
0228 RUN gfx2("setdptr",ButtonEvent.mouse.BDX,ButtonEvent.mouse.BDY

■

024D
024E WHILE ButtonEvent.mouse.CBSA<>0 DO
0260   RUN getKISSmouse(ButtonEvent)
026A   IF CurrX<>ButtonEvent.mouse.AcX OR CurrY<>ButtonEvent.mouse.AcY

       THEN
028B         RUN gfx2("box",CurrX,CurrY)
02A0         CurrX:=ButtonEvent.mouse.AcX
02AE         CurrY:=ButtonEvent.mouse.AcY
02BC         RUN gfx2("box",CurrX,CurrY)
02D1       ENDIF
02D3     ENDWHILE
02D7
02D8   RUN gfx2("logic","off")
02EB   RUN gfx2("box",CurrX,CurrY)
0300
0301 END
0303
0304

```

Listing 10: KISSDrawArc

```

PROCEDURE KISSDrawArc
0000 (* Program to Draw Arc with Mouse
0021
0022 TYPE rodent=Vld,Act,ToTm:BYTE; X1:INTEGER; TTto:BYTE; TSst:
        INTEGER; CBSA,CBSB,CcTA,CcTB,TTSA,TTSB,TLA,TLB:BYTE
        ; X2,BDX,BDY:INTEGER; Stat,Res:BYTE; AcX,AcY,WRX,WRY:
        INTEGER
0093
0094 TYPE stats=event,InWindow,InToolBox,InMenuBar,line,box,circle
        ,ellipse,bar,arc,fill,text,freehand,patterns,horzlines
        ,vertlines,slantright,slantleft,dots:BOOLEAN
00E7
00E8 TYPE cursor=NoCur,arrow,pencil,cross,hourglass,NoIcon,TextBar
        ,Scross,Icon,IconBuff:8YTE
0117
0118 TYPE packet=mouse|rodent; status:stats; pointer:cursor
0135
0136 PARAM ButtonEvent:packet
013F DIM StartX,StartY,CurrX,CurrY:INTEGER
0152
0153 (* Enable XOR logic, then
0160 (* let cursor follow mouse until button is pushed
0190
019E RUN gfx2("logic","xor")
01B1
01B2 REPEAT
01B4   RUN getKISSmouse(ButtonEvent)
01BE UNTIL ButtonEvent.mouse.CBSA<>0 AND ButtonEvent.mouse.AcX>40
01DC
01DD StartX:=ButtonEvent.mouse.BDX
01EB StartY:=ButtonEvent.mouse.BDY
01F9 CurrX:=ButtonEvent.mouse.AcX
0207 CurrY:=ButtonEvent.mouse.AcY
0215
0216 WHILE ButtonEvent.mouse.CBSA<>0 DO
0228   RUN getKISSmouse(ButtonEvent)
0232   IF CurrX<>ButtonEvent.mouse.AcX OR CurrY<>ButtonEvent.mouse.AcY

       THEN
0253     RUN gfx2("arc",StartX,StartY+(CurrY-StartY),ABS(CurrX-StartX
        ),ABS(CurrY-StartY),0,StartY-CurrY,CurrX-StartX,0
        ;
0297     CurrX:=ButtonEvent.mouse.AcX
02A5     CurrY:=ButtonEvent.mouse.AcY
02B3     RUN gfx2("arc",StartX,StartY+(CurrY-StartY),ABS(CurrX-StartX
        ),ABS(CurrY-StartY),0,StartY-CurrY,CurrX-StartX,0

       ENDIF
02F7     ENDWHILE
02F9
02FD   RUN gfx2("logic","off")
02FE   RUN gfx2("arc",StartX,StartY+(CurrY-StartY),ABS(CurrX-StartX
        ),ABS(CurrY-StartY),0,StartY-CurrY,CurrX-StartX,0)
0355
0356 END
035B

```

OS9 LEVEL II

SOFTWARE and BOOKS

"Frank Hogg Laboratory has supported OS9 longer than **ANY** other company!!!"

INSIDE OS9 LEVEL II

"*Inside OS9 Level II* is a gold mine. You'll learn more than you can ever remember about OS-9 system variables, the CoCo's GIMI, the file managers, the windows, the fonts, the descriptors and the bugs. It's a reference work extraordinaire! Buy it!" said **Dale L. Puckett**, in the *September 1987 Rainbow*. Dale is Co-Author of "*The Complete Rainbow Guide to OS-9 Level II*"

Just \$39.95

FONT EDITOR

for OS-9 LEVEL II

BY Chris Babcock

**CREATE NEW FONTS
EDIT EXISTING FONTS**

This is a slick new package from a fellow you're going to be hearing alot about in the coming years. Now you can create or modify your character sets (fonts) to make them just the way you want. Req. L II and 512K

ONLY \$29.95

DynaStar 3.4 WORD PROCESSING

Since 1981 DynaStar has been improved and enhanced to bring you the finest word processor available for OS9. DynaStar 3.4 is the same version available for OS9/68K with added windowing support. DynaStar 3.4 also supports any terminal(s) you may want to hook to your CoCo. Complete with the DynaForm text formatter and mail merge.

Requires Level II OS-9 and 512K

ONLY \$150

Upgrade to DynaStar 3.4 \$50

The WIZ

By Bill Brady

The Wiz is the **First** and **Only** program designed for the CoCo III that uses **WINDOWS!** The Wiz is a smart terminal and communications program for the CoCo III and OS9 Level II. Making use of multiple windows and overlay windows with pop up dialog boxes The Wiz really shines. Features include: Autolog- lets you configure The Wiz's colors, characters boldface etc., Xmodem and text send and receive, sleep mode, conference mode uses a separate window for your text, usage log and much more. Does not work with the CoCo's internal bit banger serial port. The complete package includes a special ACIA driver that allows baud rates from 300 to 19,200 baud. Requires the RS232 pak or the Disto RS232 or similar port plus a CoCo III with OS9 Level II and 512K.

Only \$79.95

Racksellers

The retail stores listed below carry THE RAINBOW on a regular basis and may have other products of interest to Tandy Color Computer users. We suggest you patronize those in your area.

ALABAMA

Birmingham Jefferson News Co.
Brewton McDowell Electronics
Florence Anderson News Co.
Greenville M & B Electronics
Madison Madison Books
Montgomery Trade 'N' Books

ALASKA

Fairbanks Electronic World

ARIZONA

Phoenix TRI-TEK Computers
Sierra Vista Livingston's Books
Tempe Computer Library
Tucson Anderson News Co.

ARKANSAS

Fayetteville Vaughn Electronics/Radio Shack
Ft. Smith Hot Off the Press Newsstand
Little Rock Anderson News Co.

CALIFORNIA

Citrus Heights Software Plus
Grass Valley Advance Radio, Inc.
Half Moon Bay Strawflower Electronics
Hollywood Levity Distributors
Polygram Co.

Sacramento Tower Magazine
San Jose Computer Literacy Bookshops
Santa Rosa Sawyer's News, Inc.
Sunnyvale Computer Literacy

DELAWARE

Middletown Delmar Co.
Milford Milford News Stand
Wilmington Normar, Inc.—The Smoke Shop

FLORIDA

Boca Raton Software, Software, Inc.
Cocoa The Open Door
Davie Software Plus More
Ft. Lauderdale Bob's News & Book-Store
Jacksonville Mike's Electronics Distributor
The Book Nook
White's of Downtown Bookstore

North Miami Beach Almar Bookstore
Panama City Boyd-Ebert Corp.
Pensacola Anderson News Co.
Pinellas Park Wolf's Newsstand
Starke Record Junction, Inc.
Radio Shack Dealer
Anderson News Co.
Computrac

GEORGIA

Bremen Bremen Electronics/Radio Shack
Jesup Radio Shack
Marietta Act One Video
Toccoa Martin Music Radio Shack

IDAHO

Moscow Johnson News Agency

ILLINOIS

Aurora Kroch's & Brentano's
Belleville Software or Systems
Champaign Book Market
Chicago B. Dalton Booksellers
N. Wabash St.
West Jackson St.
Bob's in Newtawn
Bob's News Emporium
Bob's Rogers Park
Book Market
East Cedar
North Cicero
West Diversey
E.B. Garcia & Associates
Kroch's & Brentano's
South Wabash
West Jackson
516 N. Michigan
835 N. Michigan
Parkway Drugs
Parkwest Books
Sandmeyer's Bookstore
Univ. of Chicago Bookstore
Univ. of Illinois Bookstore
Videomat, Inc.
Book Emporium
Book Market

ILLINOIS (cont'd)

Decatur Book Emporium
K-Mart Plaza
Northgate Mall
Book Emporium
Chicago-Main News
B & J Supply
Book Emporium
Book Nook
Bill's TV Radio Shack
Kroch's & Brentano's
Kroch's & Brentano's
Paris Book Emporium
Peoria Book Emporium
Sheridan Village
Westlake Shopping Center
Book Market
Illinois News Service
Kroch's & Brentano's
Kroch's & Brentano's
Book Emporium
Sangamon Center North
Town & Country Shopping Ctr.
Book Emporium
Paper Place
North Shore Distributors

INDIANA

Angola D & D Electronics
Radio Shack
Berne White Caltage Electronics
Columbus Micro Computer Systems, Inc.
Garrett Finn News Agency, Inc.
Greenwood The Computer Experience
Indianapolis Bookland, Inc.
Delmar News
Indiana News
Elex Mart
Arco Office Supplies
Radio Shack
Mitting's Electronics

IOWA

Davenport Interstate Book Store
Ottumwa Southside Drug

KANSAS

Topeka Palmer News, Inc.
Town Crier of Topeka, Inc.
Dandy's/Radio Shack Dealer
Amateur Radio Equipment Co.
Lloyd's Radio

KENTUCKY

Hazard Daniel Boone Gulf Mart
Hopkinsville Hobby Shop
Poducah Radio Shack

LOUISIANA

Monroe The Book Rack

MAINE

Bangor Magazines, Inc.
Brookton Voyager Bookstore
Caribou Radio Shack
Sonford Radio Shack

MASSACHUSETTS

Backton Voyager Bookstore
Cambridge Out Of Town News
Fitchburg Carners Book Shop
Ipswich Ipswich News
Littleton Computer Plus
Lynn North Shore News Co.
Swansea Newsbreak, Inc.

MICHIGAN

Allen Park Book Nook, Inc.
Durand Robbins Electronics
Harrison Harrison Radio Shack
Howell Howell Auto Parts
Lowell Curt's Sound & Home Arcade Center
Muskegon The Eight Bit Corner
Perry Perry Computers
Royal Oak Software City
Sterling Sterling Book Center
Helghts Gerry's Book Co.
Wyoming

MINNESOTA

Duluth Carlson Books
Minneapolis Read-More News
Willmar The Photo Shop

MISSOURI

Farmington Roy's TV & Radio Shack
Jefferson City Cowley Distributing
Kirksville T&R Electronics
Moberly Audio Hut
St. Louis Book Emporium
Computer Xchange
Front Page News
Boiley's TV & Radio

MONTANA

Butte Plaza Book Store
Whitefish Consumer Electronics of Whitefish

NEBRASKA

Omaha Nelson News

NEVADA

Las Vegas Hurley Electronics

NEW HAMPSHIRE

West Lebanon Verham News Corp.

NEW JERSEY

Cedar Knolls Village Computer & Software
Clinton Micro World II
Marmora Outpost Radio Shack
Pennsville Dave's Elect. Radio Shack
River Edge Software City
Rockaway Software Station

NEW MEXICO

Alamogordo New Horizons Computer Systems
Albuquerque Desert Moon Distributors
Front Page Newsstand
Page One Newsstand

NEW YORK

Brookport Lift Bridge Book Shop, Inc.
Brooklyn Cromland, Inc.
Elmira Heights Southern Tier News Co., Inc.
Fredonia On Line Computer Access Center
Hudson Falls G. A. West & Co.
Hudson City Unicorn Electronics
New York Barnes & Noble—Sales Annex
Caliseum Books
Eastern Newsstand
Grand Central Station, Track 37
200 Park Ave., (Pan Am #1)
55 Water Street
World Trade Center #2
First Stop News
Idle Hours Bookstore
International Smoke Shop
Jonll Smoke
Penn Book
Software City
State News
Usercom Systems, Inc.
Walden Books
World Wide Media Services
Software City
Universal Computer Service
Village Green
World Wide News
Spectrum Projects

NORTH CAROLINA

Aberdeen King Electronics
Radio Shack
Cary News Center in Cary Village
Charlotte Newsstand Int'l
Popers & Paperback
Computer Plus
C? Books & Comics
Boomers Rhythm Center

OHIO

Blanchester JR Computer Control
Canton Little Professor Book Center
Chardon Thrasher Radio & TV
Cincinnati Cinsoff
Columblana Fidelity Sound & Electronics
Columbus B5 Software
Dayton Huber Heights Book & Card
Wilke News
Fairborn News-Readers
Wilke's University Shoppe
The News Shop
Kent T.W. Hogan & Associates
Kentwood Lakewood International News
Lima Brunner News Agency
Edu-Caterers

OHIO (cont'd)

Miamisburg Wilke News
 Rocky River Programs Unlimited
 Toledo Leo's Book & Wine Shop

OKLAHOMA

Oklahoma City Merit Micro Software
 Tallequah Thomas Sales, Inc. aka Radio Shack
 Tulsa Steve's Book Store

OREGON

Portland Fifth Ave. News

PENNSYLVANIA

Allentown Owl Services
 Allison Park Software City
 Altoona Newborn Enterprises
 Brookville Larry's Stereo Shop
 Malvern Personal Software
 Philadelphia City Software Center
 Phoenixville Newsy
 Pittsburgh Stevens Radio Shack
 Pleasant Hills All-Pro Souvenirs
 Temple Pitt Computer & Software
 Wind Gap Software Corner
 York Micro World
 The Computer Center of York

RHODE ISLAND

Warwick Software Connection

SOUTH CAROLINA

Charleston Hts. Software Haus, Inc.
 Gaffney Goffney Book Store
 Greenville Palmetto News Co.
 Spartanburg Software City
 Union Fleming's Electronics

TENNESSEE

Chattanooga Anderson News Co.
 Guild Books & Periodicals
 Dickson Highland Electronics
 Knoxville Anderson News Co.
 Memphis Computer Center
 Smyrna Software, Inc.
 Union City Deiker Electronics
 Cox Electronics Radio Shack

TEXAS

Big Spring Poncho's News
 Brenham Moore's Electronics
 Elgin The Homing Pigeon

VIRGINIA

Gaffan Electronics Marketing
 Norfolk I-O Computers

WASHINGTON

Seattle Adams News Co., Inc.
 Tacoma B & I Magazines & Books
 Nybbles 'N Bytes

WEST VIRGINIA

Huntington Nick's News
 Logan Stan's Electronics & Radio Shack
 Madisan Communications, LTD
 Parkersburg Volley News Service

WISCONSIN

Appleton Badger Periodicals
 Cudahy Cudahy News & Hobby
 Milwaukee Book Tree
 Racine Booked Solid
 Booked Solid II
 Harvey Schwartz Bookshop
 Univ. of Wisconsin Bookshop
 Little Professor Book Center

WYOMING

Casper The Computer Store

ARGENTINA

Cardoba Information Telecommunications

AUSTRALIA

Blaxland Blaxland Computers
 Kingsford Paris Radio Electronics

CANADA:**ALBERTA**

Banff Banff Radio Shack
 Blairmore L & K Sports & Music
 Bonnyville Paul Tercler
 Brooks Double "D" A.S.C. Radio Shack
 Calgary Billy's News

ALBERTA (cont'd)

Claresholm Radio Shack Associated Stores
 Drayton Valley Langard Electronics
 Edmonton CMD Micro
 Edson Radio Shack
 Fairview D.N.R. Furniture & TV
 Fox Creek Fox City Color & Sound
 A.S.C. Radio Shack

Ft. Saskatchewan

Ft. Saskatchewan Ft. Mall Radio Shack, ASC

Grande Cache

Grande Cache The Stereo Hut

Grande Centre

Grande Centre The Book Nook

Hinton

Hinton Jim Cooper

Innisfail

Innisfail L & S Stereo

Leduc

Leduc Radio Shack Associated Stores

Lethbridge

Lethbridge Dataron

Lloydminster

Lloydminster Lloyd Radio Shack

Okotoks

Okotoks Okotoks Radio Shack

Peace River

Peace River Radio Shack Associated Stores

St. Paul

St. Paul Tavener Software

Stettler

Stettler Walter's Electronics

Strathmore

Strathmore Stettler Radio Shack

Taber

Taber Wheatland Electronics

Westlock

Westlock Pynewood Sight & Sound

Wetaskiwin

Wetaskiwin Westlock Stereo
 Radio Shack

BRITISH COLUMBIA

Burnaby Campulit

Burns Lake

Burns Lake VI. Video Works

Campbell River

Campbell River TRS Electronics

Chilliwack

Chilliwack Charles Paiker

Coortenay

Coortenay Rick's Music & Stereo

Dawson Creek

Dawson Creek Bell Radio & TV

Golden

Golden Taks Home Furnishings

Kelowna

Kelowna Telesoft Marketing

Langley

Langley Langley Radio Shack

N. Vancouver

N. Vancouver Microwest Distributors

Nelson

Nelson Oliver's Books

Parksville

Parksville Parksville TV

Pentictan

Pentictan D.J.'s

Sidney

Sidney Four Corner Grocery

Smithers

Smithers Sidney Electronics

Squamish

Squamish Wall's Home Furniture

100 Mile House

100 Mile House Kolyk Electronics

Tip Top Radio & TV**MANITOBA**

Allano L.A. Wiebr Ltd.

Lundar Goranson Elec.

MANITOBA (cont'd)

Morden Central Sound
 The Pas Jodi's Sight & Sound
 Selkirk G.L. Enns Elec.
 Virden Archer Enterprises
 Winnipeg J & J Electronics Ltd.

NEW BRUNSWICK

Moncton Jeffries Enterprises
 Sussex Dewitt Elec.

NEWFOUNDLAND

Botwood Seaport Elec.
 Carbonear Slade Realities

NOVA SCOTIA

Halifax Atlantic News

ONTARIO

Angus Micro Computer Services
 Aurora Compu Vision
 Concord Ingram Software
 Exceter J. Maclean & Sons
 Hanover Modern Appliance Centre
 Huntsville Huntsville Elec.
 Kenora Donny "B"
 Kingston T.M. Computers
 Listowel Modern Appliance Centre
 South River Max TV
 Dennis TV

QUEBEC

LaSalle Messageries de Presse Benjamin Enr.
 Pont. Rouge Boutique Bruno Laroché

SASKATCHEWAN

Assiniboia Telstar News
 Estevan Kolyk Electronics
 Moose Jaw D&S Computer Place
 Nipiwon Camerstone Sound
 Regina Regina CoCo Club
 Software Supermarket
 Saskatoon Everybody's Software Library
 Shellbrooke Gec. Laberge Radio Shack
 Tisdale Paul's Service
 Unity Grant's House of Sound

YUKON

Whitehorse H & O Holdings

JAPAN

Tokyo America Ado. Inc.

PUERTO RICO

San Juan Software City

*Also available at all B. Dalton Booksellers,
 and selected Coles — in Canada,
 Waldenbooks, Pickwick Books, Encore
 Books, Barnes & Noble, Little Professors,
 Tower Book & Records, Kroch's &
 Brentano's, and Community Newscenters.*

Advertiser's Index

We encourage you to patronize our advertisers — all of whom support the Tandy Color Computer. We will appreciate your mentioning THE RAINBOW when you contact these firms.

A to Z Unlimited30
 Alpha Products21
 Ark Royal Games54
 Cer-Comp179
 Cinsoft94
 Clearbrook Software
 Group142
 CNR Engineering171
 Cognitec87
 Colorware22, 23
 Computer Center35
 Computer Island88
 Computer Plus3
 Computerware69, 71
 Computize24, 25
 D.P. Johnson182
 Dayton Associates of
 W. R. Hall, Inc.128
 Delphi114, 115
 DiecomIFC, IBC
 DISKMASTER, INC.75
 Disto105
 Dorsett Educational Systems ...65
 Fazer Electronics151
 Frank Hogg Laboratory47, 189
 Gimmesoft77
 Hard Drive Specialists149
 Hawkes Research
 Services84
 Howard Medical34, 194
 ICR Futuresoft99
 J & M Systems31
 J & R Electronics165
 Kelly Software
 Distributors110
 Metric Industries184
 Micro Works, The193
 Microcom Software ...9, 11, 13, 15
 Microtech Consultants
 Inc.56
 MicroWorld112
 Other Guys Software, The61
 Owl-Ware79, 80, 81
 Paparis Enterprises75

PCM121
 Performance Peripherals159
 Perry Computers16
 Preble's Programs, Dr.BC
 Prickly-Pear Software14
 PXE Computing7
 Rainbow Adventure Book II ...185
 Rainbow Binder66
 Rainbow Bookshelf122, 123
 Rainbow Gift Subscription107
 Rainbow Introductory Guide
 to Statistics Book84
 Rainbow on Tape and Disk157
 Robotic Microsystems55
 RTR Development Systems ...102
 Saint John's Gallery159
 Sardis Technologies177
 SD Enterprises161
 SEESOF, Inc.111

Seibyte Software108
 Software House, The165
 SpectroSystems161
 Spectrum Projects Inc.17, 27, 29
 Speech Systems 40, 41, 42, 43, 44,
 45
 Sugar Software125
 Sundog Systems109
 Sunrise Software84
 T & D Software74, 118, 119
 Tandy/Radio Shack49, 51
 Tepco127
 TMM/Hemphill Electronics ...183
 Tom Mix Software134
 True Data Products138, 139
 Vidicom Corporation173
 William Brigance147
 Woodstown Electronics151
 Zebra Systems53

 **Call:**
Belinda Kirby
Advertising Representative
 The Falsoft Building
 9509 U.S. Highway 42
 P.O. Box 385
 Prospect, KY 40059
(502) 228-4497

 **Call:**
Jack Garland
Advertising Representative
 Garland Associates, Inc.
 10 Industrial Park Road
 Hingham, MA 02043
(617) 749-5852

 **Call:**
Kim Vincent
Advertising Representative
 The Falsoft Building
 9509 U.S. Highway 42
 P.O. Box 385
 Prospect, KY 40059
(502) 228-4492



DIGISECTOR DS-69B **NEW** VIDEO DIGITIZER FOR THE COCO 3

(AND ALL OTHER COCOS . . .)

**SUPER
RESOLUTION !!!**



COCO 3 SCREEN

USE YOUR COCO 3 TO ITS FULL POTENTIAL!

Use The Micro Works' DIGISECTOR™ DS-69 or DS-69B and your COCO 3's high resolution graphics to capture and display television pictures from your VCR or video camera. The DIGISECTOR™ systems are the only COCO video digitizers available that accurately capture and reproduce the subtle shades of gray in TV pictures!

- **COLOR:** Add color to your screen for dramatic special effects.
- **HIGH RESOLUTION:** 256 by 256 spatial resolution.
- **PRECISION:** 64 levels of grey scale.
- **SPEED!** 8 images per second on DS-69B, 2 images per second DS-69.
- **COMPACTNESS:** Self contained in a plug-in Rompack.
- **EASY TO USE:** Software on disk will get you up and running fast!
- **COMPATIBLE:** Use with a black and white or color camera, a VCR or tuner.
- **INEXPENSIVE:** Our low price puts this within everyone's reach.

POWERFUL C-SEE 3.3 SOFTWARE

This menu-driven software will provide 5 and 16 shades of gray to the screen and to the printer with simple joystick control of brightness and contrast. Pictures taken by the DIGISECTOR™ may be saved on disk by C-SEE 3.3 and then edited by our optional MAGIGRAPH, or by COCO MAX or GRAPHICOM. This versatile new software is included in both DIGISECTORS™



DS-69B and C-SEE 3.3	\$149.95
DS-69 and C-SEE 3.3	\$ 99.95

TRADE IN YOUR OLD DIGISECTOR™

If you already have one of The Micro Works' DS-69 or DS-69A DIGISECTORS™, you may return it to us and we will upgrade your unit to a DS-69B.

UPGRADE DS-69A to DS-69B	\$49.95
UPGRADE DS-69 to DS-69B	\$69.95

The DS-69B comes with a one year warranty. Cameras and other accessories are available from The Micro Works.

NO RISK GUARANTEE

If you are not completely satisfied with the performance of your new DS-69B, you may return it, undamaged, within ten days for a full refund of the purchase price. We'll even pay the return shipping. If you can get any of our competitors to give you the same guarantee, buy both and return the one you don't like. We know which one you'll keep.

Save \$200 on Magnavox Monitors Magnavox 8CM643 RGB Analog only \$385!!

MONITORS



1230A 12"

This 12" green screen high resolution monitor offers 80 column capability, Zenith quality and a 90-day warranty valid at any of Zenith's 1200 locations.

Retail \$199
Our price **\$125**
(\$7 shipping) **BRAND NEW**

All monitors require an amplifier circuit to drive the monitor and are mounted inside the color computer. They attach with spring connectors with two wires extending out of the computer, one for audio and one for video. CoCo 3 does not require an amplifier circuit.

VA-1 for monochrome monitors only, fits all color computers

(\$2 shipping) **\$24.45**
VC-4 for monochrome or color, fits all color computers **\$39.45**
(\$2 shipping)

MAGNAVOX

CM 8505 has analog RGB and TTL RGB and composite color input. Built in speaker. 13" screen with 390 dots x 240 resolution in RGB mode. Plus 1 year parts & labor warranty.

reg. list \$299

SAVE \$79

\$220

+ \$14 Shipping



122A Zenith 12" Amber Screen offers the same 640 dots x 200 lines resolution at 15MHz and a 90-day warranty valid at 1200 locations.

(\$7 shipping) **\$88**

MAGNAVOX 8 CM 515

has analog RGB for CoCo 3, TTL RGB for Tandy 1000 or IBM PC's, and composite color for CoCo 2 and 3. Built-in speaker. 14" screen with 640 dot x 240 line resolution. Plus 2 years parts and labor warranty.

reg. list \$499

SAVE \$200

\$298

+ \$14 Shipping



CC-3 Magnavox RGB cable.

only **\$19.95** with Magnavox Monitor order. \$29.95 w/o monitor.

DRIVE 0 + . Howards Drive 0 gives you a DD-3 MPI drive, a CA-1 cable and a J&M DC-4 Disk Controller for only. Double sided double density 360K

\$178.45

(\$5 shipping)

Add \$34 for a Disto DC-3.

Double sided
Double density
360K




GUARANTEE

Howard Medical's 30-day guarantee is meant to eliminate the uncertainty of dealing with a company through the mail. Once you receive our hardware, try it out; test it for compatibility. If you're not happy with it for any reason, return it in 30 days and we'll give you your money back (less shipping.)

Shipping charges are for 48 states.

APO, Canada and Puerto Rico orders are higher.

DISK CONTROLLER



Includes controller and C-DOS 4.0 ROM Chip. **DISTO**

\$98 DC-3 **A**

\$2 shipping on all DISTO products

ADD-ON BOARDS

DC-38 includes 80 column capacity, parallel printer, real time clock, and all software **\$138**

DC-256 256K RAM Board includes software to access all RAM **\$90**

DC512 512K RAM Board with software **\$125**

DC-3C Clock Calendar and parallel printer port **\$40**

DC-3P Mini Eprom programmer includes all software to program 2764 or 27128 chips **\$55**

2764 8K Eprom 28 pin **\$850** each

27128 16K Eprom 28 pin **\$850** each

1 FREE Eprom w/DC-3P order effective thru 12/15/87

C-DOS 3 28 pin Eprom makes Disto controller compatible with CoCo 3 **\$20**

SOFTWARE SPECIALS

Payrol/BAS™ (\$2 shipping)

- Nonprotected basic is modifiable
- Tax tables built in for automatic federal calculation
- Custom code for each state (\$25 option)

- 4 pay periods
- 7 deductions
- Prints checks
- 100 employees
- 30 ledger numbers for checks other than payroll
- Check register includes monthly or weekly federal deposit amount
- Enter, update, delete employees, company and check information
- Print payroll and nonpayroll checks

Payrol/BAS™

30 Day Trial

\$29.95

VIP LIBRARY

Softlaw's integrated package includes VIP Writer Terminal Data Base, Calc and Disk Zap which can fix a diskette that is giving I/O errors

\$125 reg. \$149 (\$2 shipping)

MEMORY

Memory for CoCo 3 PC memory board plugs into the spare slots inside the computer and can be populated with 256K ram chips. Completely solderless with complete easy to install instructions.

\$49.50

PC Memory board with 512K \$99

Software spooler and RAM disk for lightning quick response or no disk swapping drive backup for 1 drive system and printer spooler to free computer during long listings.

\$19.45

(\$2 shipping on Memory products)

WE REPAIR

DISK DRIVES

MONITORS

CONTROLLERS

Send them UPS prepaid to Howard Medical with your daytime telephone number and we will call with a cost to repair.

Howard Medical Computers 1690 N. Elston Chicago, IL 60622



ORDERS

(800) 443-1444

INQUIRIES AND ORDER STATUS

(312) 278-1440

Showroom Hours:
8:00 - 5:00 Mon. - Fri.
10:00 - 3:00 Sat.

WE ACCEPT: VISA • MASTERCARD • AMERICAN EXPRESS
C.O.D. OR CHECKS • SCHOOL PO'S



DIECOM PRODUCTS INC.

HIGH SCORE	76,558
PLAYER 1	14,588
ENERGY	
BULLETS	47
GRENADES	59
PLAYER 2	9,258
ENERGY	
BULLETS	71
GRENADES	38

Requires 64 k and one joystick. For the Coco 1, 2 or 3

MISSION: RUSH'N ASSAULT

One or two players can take on the mission to rescue POW'S hidden deep inside enemy territory. Watch out for enemy soldiers, snipers, grenade launchers and many other hazards as you journey farther over enemy lines. Forge your way through jungles and swamps and other hazardous terrain as you search for the missing soldiers. Pick up grenades, extra ammo and more powerful weapons as you continue farther into your mission. The enemy is out in great force to stop your mission. Dozens of screens will keep you playing for hours. Can you succeed and rescue the prisoners? Only time will tell!

Tape or Disk
\$28.95 U.S.
\$38.95 Can.
 AVAILABLE APPROX. SEPT. 1, 1987

LAP # 2 SCORE 4,988

Requires 128 k Coco 3 with one joystick.

GRANDPRIX CHALLENGE

Race alone against the computer, or with a friend against the computer in this high speed racing game. You compete in 5 lap races around twisting and turning race courses. Finish the race ahead of all the computer cars and you will progress to a more challenging course. Collect repair tools as you race around the track and you will be able to increase the speed and handling of your race car. But watch out for oil slicks and water puddles on the track or you might find your car crashing into a wall. Detailed 320 x 200 graphics and realistic driving conditions make this a must for your Coco 3 collection. Many different race tracks will keep you challenged.

Tape or Disk **\$28.95 U.S. \$38.95 Can.**
 AVAILABLE APPROX. SEPT. 1, 1987

LEVEL 1	
WIZARD	385
HEALTH:	7,388
SCORE:	77777
ELF	451
HEALTH:	5,850
SCORE:	77777
WARRIOR	X2
HEALTH:	647
SCORE:	6,750

Requires 128 k Coco 3

GANTELET II

It's back and better than ever. It's Gantelet II for your Coco 3. Using 320 x 200 hi-res graphics with 16 colors, we have created one of the best arcade style games you will ever see for your Coco. Four people can now play simultaneously in one game. Dozens of new levels with new monsters will challenge even the best players. Collect keys to open doors and chests, treasures, and many new magic potions to help you battle more powerful monsters. Watch out for hidden traps as you search for the exit to next level.

Tape or Disk **\$28.95 U.S. \$38.95 Can.**
 AVAILABLE APPROX. SEPT. 1, 1987

For the Coco 1, 2 or 3

CALADURIL FLAME OF LIGHT

LANSFORD MANSION

NEW LOW PRICE ON CALADURIL FLAME OF LIGHT & LANSFORD MANSION, AVAILABLE ON DISK ONLY
\$28.95 U.S.
\$38.95 Can.

DIECOM PRODUCTS INC.

6715 FIFTH LINE, MILTON, ONT., CANADA L9T 2X8

Please add \$2 for shipping & handling. Ontario residents add 7% sales tax. C.O.D. Canada only. Dealer inquiries invited. Looking for new software.

ALSO AVAILABLE: MISSION: F-16 ASSAULT • PAPER ROUTE • KNOCK OUT • KARATE • MARBLE MAZE

\$28.95 U.S.
\$38.95 CAN.
 AVAILABLE ON TAPE OR DISK
 64K REQUIRED

We accept:

cheque or money order

24 hr. order line:
 (416) 878-8358
 personal service 9-5

SEE FRONT COVER FOR OTHER DIECOM GAMES

New! DR. PREBLE'S PROGRAMS

Introducing PYRAMIX For your Color Computer 3!

Product of
ColorVenture

PYRAMIX is a 100% machine language game written exclusively to take advantage of all the power in your 128K CoCo 3. The colors are brilliant, the graphics sharp, the action hot.

PYRAMIX features the finest in animation, graphics, sound effects and game play available today. It has all the extras you want, too, such as a pause option, RGB and CMP modes, keyboard or joystick play, help screen, multiple skill level, and the ability to backup your disk.

Best of all is the low price! Available today, for only \$24.95 on disk + s/h!

And Lightning Strikes!

LIGHTNING RAM DISK is the most versatile RAM disk for your 512K Color Computer 3! LIGHTNING RAM DISK will allow you to use up to 4 mechanical drives and 2 RAM drives simultaneously for a total of 6 Drives! This RAM DISK will also work simultaneously with our amazing LIGHTNING PRINTER SPOOLER! \$19.95 on disk + s/h.

LIGHTNING PRINTER SPOOLER for the 128K or 512K Color Computer 3. Multitask your computer! Dump more than 400K of text to the spooler "instantly." Then, continue your keyboard work while it all prints out! Also compatible with our LIGHTNING RAM DISK above. \$14.95 on disk + s/h.

LIGHTNING BACKUP utility for your 512K Color Computer 3 reads your master disk once and then makes superfast multiple disk backups on all your drives! No need to format blank disks. Supports 35, 40 or 80 tracks, double or single sided disks and adjustable step rate. \$14.95 on disk + s/h.

Order all 3 for Only \$14.95 s/h



Dr. Preble's Prescriptions...

BASIC FREEDOM! No one wants to be chained down. And yet, if you type in BASIC programs, you have been subject to involuntary servitude! The culprit? BASIC's limited EDIT command.

Demand your BASIC FREEDOM! Programmed by Chris Babcock for ColorVenture, this software gives you a full screen editor for typing in and editing BASIC programs! Move the cursor anywhere on the screen. Insert, delete or add text. It's the same concept as in a word processor, except you never have to leave BASIC! BASIC FREEDOM is an invisible machine language program which you can turn on and off at will. Even pressing RESET will not hurt your BASIC FREEDOM! Simple, yet powerful with an easy to read manual. Many extra "nice touches" included, like KEY REPEAT and LOWERCASE INTERPRETER which lets you type BASIC commands in upper or lower case for ease of programming. Translation to uppercase is automatic for commands. Text in quotes is not affected. For CoCo 1 2, or 3!

SPECIAL COCO 3 VERSION lets you work in 32, 40, or 80 column display modes. A separate version is available for the CoCo 1 and 2. Available on disk for \$24.95 + s/h.

MENTAL FREEDOM by Dr. Preble! IMAGINE! Some day, a computer so advanced that it responds to your very thoughts and emotions. Imagine, some day, thought-controlled graphics: levitation and materialization! PLUG IN YOUR MIND and UNHOOK YOUR JOYSTICKS--that day is now! The Radio Shack Color Computer has many advanced capabilities, just waiting to be tapped. Dr. Preble's Programs combines the advanced technology of the CoCo with the amazing Radio Shack Biofeedback Monitor to bring you "Mental Freedom."

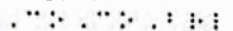
For CoCo 2 or 3

THOUGHT-CONTROLLED VIDEO CHALLENGE? Unlike any video game you have ever played, our Thoughtware tests your ability to handle stress, to remain calm under adverse circumstances. LIGHTNING FAST reflexes will do you no good here, unless you first tame the fickle dragon of your mind. Are you the secretly nervous type? Many people can keep a "Poker Face" even when they are worried so that others may not notice; but can you really stop the worry itself? Find out with Mental Freedom!

AND IT TALKS! Did you know that the CoCo can produce incredibly realistic digital speech without a special speech synthesizer? The voice quality is so good, it sounds human! Honest. Best of all, no extra hardware is needed for speech, just some clever programming by Dr. Preble.

MENTAL FREEDOM - Next time your friends ask what your computer can do, show them Dr. Preble's Thoughtware! Requires Radio Shack's Biofeedback Monitor. Catalogue #63-675. Mental Freedom - DISK only \$24.95 + s/h

CoCoBraille



Emboss Grade 1 or Grade 2 Braille using your CoCo 1, 2 or 3 and a Brother Daisy Wheel printer! Fast Print to Braille conversion algorithm converts word processor files, program listings and data files into touch readable Braille. For use by the blind or the sighted. No knowledge of the Braille code is necessary. Just send print to the program and out comes Braille! Note: The complex Grade 2 conversion is very good and though not always perfect, quite readable. Requires 64K or more. Brother HR series printer or the IF-50 interface series required. Low Cost! Similar software costs 3 times as much. Only \$95.

Disk Directory Dazzler

Dress up your Disk Directory with colorful messages and borders. Create useful help messages. Add that professional touch to your creations! Only \$95



VDOS, the UnDISK: Save multiple programs in memory. Or save multiple graphic pictures in memory. Works with or without a disk. Let's you SAVE, LOAD and KILL stored programs or graphics. DIRECTORY function lists files, gives the start, end and execution addresses of machine language programs and number of free bytes remaining. Own a RAM disk without buying a disk drive! Requires 64K CoCo 1 or 2. Available on tape or disk for \$24.95 + shipping/handling.

VDUMP, for the UnDISK: Backup all your UnDISK files to a single tape file for easy reloading. A must for VDOS users! On tape for \$14.95 + shipping/handling.

VPRINT, for the UnDISK: Paper printout for UnDISK Directory. On tape, \$9.95 + shipping/handling.


Check, Money Order, MasterCard, VISA or COD accepted. For Shipping to USA or Canada add \$2.50, to other countries, add \$5.00.



Check, Money Order or
COD



For CoCo 1 or 2



Order From
Dr. Preble's Programs
6540 Outer Loop
Louisville, KY 40228
(502) 966-8281
Phone Orders accepted
Mon., Wed., Fri., and (Sat. am)