

July 1985

CDN: \$4.95

U.S.

12  
\$ 8.50

Just for you  
TANDY  
COLOR COMPUTER

# RAINBOW®

The

THE COLOR COMPUTER MONTHLY MAGAZINE

Anniversary Special:

# CELEBRATING OUR FOURTH!

**A Patriotic Musicfest  
A Happy Birthday Cake  
A Tribute to the Flag  
An Anniversary Special,  
"The Ultimate Program"**

**PLUS  
FOUR FUN GAMES, A SOUVENIR REPRINT OF OUR  
PREMIER ISSUE, THE FOURTH YEAR INDEX  
INCLUDING A COMPLETE GUIDE TO RAINBOW  
ON TAPE, AND YOUR CHANCE TO WIN \$100 OR  
EVEN \$1,000!**



# P51 Mustang Attack Flight Simulator

THE LATEST IN SIMULATION



Coco through Modem  
through  
Modem to Coco  
Modem or Hard Wired via  
Cable Available Separately



JUST IMAGINE! Your movements are shown at any remote CoCo across town or across the country. It's hard to believe it's simulation.

Experience the ultimate video experience.

For the first time ever, two computers can be linked together with action and reaction at either location, or play alone. The P-51 Mustang was the attack workhorse during WWII. To experience the flight of this beautiful plane in actual combat situation will give many hours of excitement. You can test your skill against the computer to defend your position or try your hand competing against your opponent at any remote location. Two CoCo's can be linked by cable for **TRUE** two players adventure. With the use of a modem you can test your skill across town or across the country!! This program is another first from Tom Mix Software. Order your excitement today. Direct connect cable available separately when two computers are used at the same location.



From Takeoff to Landing



Actual Attack Screen View

**32K Machine Language**  
Tape \$29.95  
Disk \$34.95  
Cable \$10.95



**TOM MIX SOFTWARE**

4285 BRADFORD N.E.  
GRAND RAPIDS, MI 49506

• ADD \$2.50 POSTAGE & HANDLING • (CANADA ADD \$3.00) •

• MICHIGAN RESIDENTS ADD 4% SALES TAX •

LOOKING FOR NEW SOFTWARE

TOP ROALITIES PAID

(616) 957-0444



WRITE FOR FREE CATALOGUE - MOST OF OUR INVENTORY IS NOT SHOWN HERE!

From Computer Plus to YOU...

# PLUS after PLUS after PLUS



Tandy 200 24K \$ 739  
Model 100 8K \$339  
Model 100 24K \$425



Color Computer II  
w/16K Ext. Basic \$135  
w/64K Ext. Basic \$179



Tandy 1000 \$899  
Tandy 1200 \$1599



Smith Corona L-1000  
\$259



Color Computer Disk Drive  
Drive 0 \$279 Drive 1 \$169



DMP105 \$160

## BIG SAVINGS ON A FULL COMPLEMENT OF RADIO SHACK COMPUTER PRODUCTS

### COMPUTERS

Tandy 1000 1 Drive 128K	899.00
Tandy 1200 10 Meg. 256K	1599.00
Tandy 2000 2 Drive 256K	1599.00
Model IV Portable 64K	970.00
Model IV Desktop 64K	959.00

### PRINTERS

Radio Shack DWP-105	160.00
Radio Shack DMP-110	299.00
Radio Shack DMP-430	660.00
Radio Shack CGP-220	379.00
Silver Reed EXP-550 Daisy Wheel	430.00
Star SG-10	245.00
Star Powertype Daisy Wheel	345.00
Panasonic P-1091	275.00
CITOH Prowriter 8510AP	320.00
CITOH 7500	230.00
Okidata and Epson	CALL

### MODEMS

Radio Shack DCM-3 Modem	52.00
Radio Shack DC Modem IB	89.00
Radio Shack DC Modem II	160.00
Radio Shack DC Modem 2212	315.00
Hayes Smartmodem II	215.00

### COLOR COMPUTER MISC.

Radio Shack Drive Controller	119.00
Extended Basic Rom Kit	39.95
64K Rom Upgrade Kit	49.00
Radio Shack Deluxe Keyboard Kit	35.95
H.J.L. Keyboard Upgrade Kit	79.95
Batek Serial to Parallel Conv.	69.95
Radio Shack CCR-81 Recorder	52.00
Radio Shack Joysticks (pair)	22.00
Amdex Color 300 Monitor	265.00
Amdex Video 300 Green Monitor	145.00
Amdex Video 300 Amber Monitor	159.00
Taxan Color 220 Monitor	245.00
Taxan 115 Green Monitor	125.00
Taxan 116 Amber Monitor	129.00
Radio Shack VM-2 Green Monitor	139.00
Computerware Video Plus IIC	34.95
Mark Data Universal Video Driver	29.95

### COLOR COMPUTER SOFTWARE

	TAPE	DISK
The Sailor Man	29.95	34.95
Worlds Of Flight	29.95	32.95
Mustang P-51 Flight Simul.	29.95	34.95
Spectral Space Pack	49.95	53.95
Spectral Adventure Pack	24.95	27.95

Spectral Typing Tutor	19.95	22.95
Major Istar	24.95	27.95
Sam Stuehn Private Eye	24.95	27.95
Mark Data Graphic Adven.	24.95	27.95
Graphicam (disk only)		29.95
COCO Max by Colorware	69.95	69.95
Color ComE (ram)	49.95	49.95
AutoTerm by PXE Computing	39.95	49.95
Key-264K by Key Color	39.95	44.95
TeleWriter 64	49.95	59.95
Deft Pascal Workbench		89.95
Pro Color File Enhanced 2.0		59.95
Elite Calc	69.95	69.95
Elite Word	69.95	69.95
Elite File (disk only)		74.50
DynaCalc (disk only)		99.95
VIP Writer (tape & disk)		69.95
VIP Calc (tape & disk)		69.95
VIP Terminal (tape & disk)		49.95
VIP Integrated Library (disk)		149.95

Order any 2 software pieces listed and take 10% off their listed price. All Radio Shack software 10% off list. Send for complete list.

**CALL TOLL FREE  
1-800-343-8124**

- LOWEST POSSIBLE PRICES
- BEST POSSIBLE WARRANTY
- KNOWLEDGEABLE SALES STAFF
- TIMELY DELIVERY
- SHOPPING CONVENIENCE



# computer plus

P.O. Box 1094  
480 King Street  
Littleton, MA 01460

SINCE 1973

IN MASSACHUSETTS CALL (617) 486-3193

Under  
The

# RAINBOW



26




46



106

Cover illustration by Fred Crawford  
©1985 by Falsoft, Inc.

 The small cassette tape symbols beside features and regular columns indicate that the program listings with those articles are on this month's RAINBOW ON TAPE, ready to CLORD and RUN. For full details, check our RAINBOW ON TAPE ad on Page 243.

## FEATURES

-  **4th Of July Musicfest/T.C. Taulli** \_\_\_\_\_ 19  
**MUSIC** *A celebration of our heritage in song*
-  **Getting On The Right Track/Colin J. Stearman** \_\_\_\_\_ 26  
**DISK UTILITY** *Make use of all your tracks and sides*
-  **What If?/Bob Tyson** \_\_\_\_\_ 46  
**ANNIVERSARY SPECIAL** *The Ultimate Program*
- Volume I, Number 1** \_\_\_\_\_ 98  
**ANNIVERSARY SPECIAL** *A reprint of THE RAINBOW's premier issue*
-  **CoCo Bakes A Cake/John Plaxton** \_\_\_\_\_ 99  
**GRAPHICS** *Put CoCo on your birthday party guest list*
-  **Jetpack Challenge/Joey Goodson** \_\_\_\_\_ 106  
**GAME** *A-maze-ing maneuvering*
-  **CoCo Unfurls Old Glory/J.E. Berger III** \_\_\_\_\_ 113  
**GRAPHICS** *An Independence Day salute*
-  **Eye Saver/Norman Wong** \_\_\_\_\_ 124  
**SCREEN UTILITY** *Makes CoCo's screen easier to look at*
-  **Rapid Reading/T.C. Taulli** \_\_\_\_\_ 129  
**EDUCATION** *Scan it and understand it*
-  **Machine Code Loder/Dennis H. Weide** \_\_\_\_\_ 144  
**ML UTILITY** *Machine language without an editor/assembler*
-  **The \$100 Challenge/Richard Ramella** \_\_\_\_\_ 180  
**GAME CONTEST** *You could be a winner!*
- The Fourth Year Of Rainbow/Leslie A. Foster** \_\_\_\_\_ 229  
**INDEX** *A guide to articles, reviews and authors of the past year*

## RAINBOWTECH

- Downloads/Dan Downard** \_\_\_\_\_ 250  
*Answers to your technical questions*
- KISSable OS-9/Dale L. Puckett** \_\_\_\_\_ 252  
*A short tutorial on C compilation*
- MAIL09/Timothy A. Harris** \_\_\_\_\_ 266  
*Addendum to last month's article*

**NEXT MONTH:** Just for fun, our highly popular Games Issue in August will include a great variety of programs which have been submitted in recent months — shoot-'em-ups, catch-me-if-you-can and treasure hunts galore. A new disk utility allows you to RUN, RENAME, PAGE, LOAD and KILL disk files with just the touch of a key. Also, a great little do-it-yourself project which adds a key for shifting between upper- and lowercase on your CoCo.

Combined with other terrific features, our regular columns and hardware and software reviews, THE RAINBOW will be more fun than a barrel of monkeys. Look to THE RAINBOW for the best information on the Color Computer anywhere!

## COLUMNS

[-] <b>BASIC Training/Joseph Kolar</b> _____	<b>148</b>
<i>The Goolian Olympics of trig functions</i>	
<b>Bits And Bytes Of BASIC/Richard White</b> _____	<b>154</b>
<i>Direct comparison — exhibiting the power of spreadsheets</i>	
<b>Building July's Rainbow/Jim Reed</b> _____	<b>16</b>
<i>Managing Editor's comments</i>	
[-] <b>Byte Master/R. Bartly Betts</b> _____	<b>84</b>
<i>Flashing in 6809</i>	
[-] <b>Commlink/R. Wayne Day</b> _____	<b>90</b>
<i>A question and answer repertoire</i>	
<b>Earth To Ed/Ed Ellers</b> _____	<b>118</b>
<i>Beam up those "tech" questions</i>	
[-] <b>Education Notes/Steve Blyn</b> _____	<b>42</b>
<i>Take this message, please!</i>	
<b>Education Overview/Michael Plog, Ph.D.</b> _____	<b>175</b>
<i>Developing effective computer literacy methods</i>	
<b>GameMaster's Apprentice/George Firedrake and Karl Albrecht</b> _____	<b>137</b>
<i>A fanciful menu of fantasy fare</i>	
<b>PRINT#-2/Lawrence C. Falk</b> _____	<b>12</b>
<i>Editor's notes</i>	
[-] <b>School Is In The Heart Of A Child/Bob Albrecht and Ramon Zamora</b> _____	<b>79</b>
<i>Help Wandering Star in the right direction</i>	
<b>Turn Of The Screw/Tony DiStefano</b> _____	<b>36</b>
<i>Look, Ma, no switch!</i>	
[-] <b>Wishing Well/Fred Scerbo</b> _____	<b>162</b>
<i>Rock 'n' Rollin' back to the CoCo Rockfest</i>	

## DEPARTMENTS

<b>Advertiser Index</b> _____	<b>272</b>	<b>Received And Certified</b> _____	<b>188</b>
<b>Back Issue Information</b> _____	<b>155</b>	<b>Reviewing Reviews</b> _____	<b>190</b>
<b>CoCo Clubs</b> _____	<b>244</b>	<b>Scoreboard</b> _____	<b>158</b>
<b>CoCo Gallery</b> _____	<b>178</b>	<b>Scoreboard Pointers</b> _____	<b>160</b>
<b>Corrections</b> _____	<b>225</b>	<b>Submitting Material</b>	
<b>Letters To Rainbow</b> _____	<b>6</b>	<b>To Rainbow</b> _____	<b>213</b>
<b>The Pipeline</b> _____	<b>120</b>	<b>Subscription Information</b> _____	<b>97</b>
<b>Rainbow Info</b> _____	<b>161</b>	<b>These Fine Stores</b> _____	<b>270</b>

## PRODUCT REVIEWS

<b>Product Review Contents</b> _____	<b>185</b>
--------------------------------------	------------

# RAINBOW

July 1985

Vol. IV No. 12

**Editor and Publisher**  
Lawrence C. Falk

**Managing Editor** James E. Reed

**Senior Editor** Courtney Noe

**Technical Editor** Dan Downard

**Submissions Editor** Jutta Kapfhammer

**Copy Editor** Tamara Dunn

**Reviews Editor** Monica Dorth

**Editorial Assistants** Jody Doyle, Wendy Falk,

Debbie Hartley, Judi Hutchinson,

Angela Kapfhammer, Belinda Kirby,

Suzanne Benish Kurowsky, Shirley Morgan,

Kevin Nickols

**Technical Assistant** Ed Ellers

**Contributing Editors** Bob Albrecht,

R. Bartly Betts, Steve Blyn,

R. Wayne Day, Tony DiStefano,

Dan Eastham, Frank Hogg,

Joseph Kolar, Michael Plog, Dale Puckett,

Fred Scerbo, Paul Searby, Richard White

**Art Director** Sally Gellhaus

**Assistant Art Director** Jerry McKiernan

**Designers** Tracey Jones, Heidi Maxedon,

Kevin Quiggins

**Advertising Coordinator** Doris Taylor

**Advertising Representative** Kate Tucci

**Advertising Assistant** Debbie Baxter

(502) 228-4482

**General Manager** Patricia H. Hirsch

**Asst. General Manager for Finance** Donna Shuck

**Bookkeeper** Diane Moore

**Advertising Accounts** Beverly Taylor

**Dealer Accounts** Judy Quashnock

**Administrative Assistant to the Publisher**

Marianne Booth

**Manager of Public Relations**

Charles L. Springer

**RAINBOWfest Site Management** Willo Falk

**Director of Fulfillment Services** Bonnie Shepard

**Asst. Customer Service Manager** Delda Henry

**Customer Service Representative** Sandy Apple

**Word Processor Manager** Lynda Wilson

**RAINBOW ON TAPE Subscriptions** Monica Wheat

**Research Assistants** Judy Brashear, Laurie Falk,

Sharon Smith

**Dispatch** Janice Eastburn

**Production Assistant** Melba Smith

**For RAINBOW Advertising  
and Marketing Office  
Information, see Page 272**

THE RAINBOW is published every month of the year by FALSOFT, Inc., 9529 U.S. Highway 42, P.O. Box 385, Prospect, KY, 40059. Phone (502) 228-4482. THE RAINBOW and THE RAINBOW logotypes are ® trademarks of FALSOFT, Inc.

Second class postage paid Prospect, KY and additional offices. USPS N. 705-050 (ISSN No. 0748-4797). POSTMASTER: Send address changes to THE RAINBOW, P.O. Box 385, Prospect, KY 40059. Forwarding Postage Guaranteed. Authorized as second class postage paid from Hamilton, Ontario by Canada Post, Ottawa, Ontario, Canada.

Entire contents © by FALSOFT, Inc., 1985. THE RAINBOW is intended for the private use and pleasure of its subscribers and purchasers and reproduction by any means is prohibited. Use of information herein is for the single end use of purchasers and any other use is expressly prohibited. All programs herein are distributed in an "as is" basis, without warranty of any kind whatsoever.

TRS-80, Color Basic, Extended Color BASIC, Scripall and Program Pak are ® trademarks of the Tandy Corp. CompuServe is a ® trademark of CompuServe Inc.

Subscriptions to THE RAINBOW are \$31 per year in the United States. Canadian rates are U.S. \$36. Surface mail to other countries is U.S. \$68, air mail U.S. \$103. All subscriptions begin with next available issue.

Limited back issues are available. Please see notice for issues which are in print and costs. Payment accepted by VISA, MasterCard, American Express, Cash, Check or Money Order in U.S. currency only.

# LETTERS TO THE RAINBOW

## First Edition

### Editor:

I have an idea for your upcoming anniversary issue that you may like.

I was told that THE RAINBOW started off as a two-page newsletter. Since many CoCo owners were not a part of that beginning, me included, I thought it would be nice to see some reprints of the "early RAINBOW." You may not think this is a big deal, but I would be more than happy to see how the #1 CoCo magazine got its start. I think others share this curiosity as well as I do.

*Allen Huffman  
Broadus, TX*

**Editor's Note: Great idea, Allen. So, for Allen and all of you helping us celebrate our fourth anniversary, we've reprinted our very first issue in its entirety in this issue (see between pages 98 and 99) — a little birthday treat from all of us to all of you!**

### WEAVING MAGIC

#### Editor:

I have not seen this reason for owning a CoCo: It figures out my knitting patterns and creates lovely designs I can knit on my knitting machine! There are several of us in central Florida who have knitting machines and also own a CoCo. Both machines are fascinating.

Thanks to Triple-D Software in Layton, Utah, we machine knitters have a computer program that will figure stitches, rows, increases/decreases required for any size knitted piece. It displays all figures in inches, centimeters, stitches and rows.

I'm not into programming, but I enjoy learning the magic of my computer. Thanks for such a helpful magazine that not only entertains with "one-liner programs," but also informs and teaches novices like me.

*Ruth Anderson  
Lakeland, FL*

### SAFE SAILING

#### Editor:

I think the WEFAX [February 1985, Page 42] program is the most brilliant piece I have ever worked with.

Another use this program will have is for the multitude of boats and ships that do not have weather facilities on board and request them from the Maritime Mobile Net, a net of amateur radio operators on 14.313 MHz. every day for about 20 hours each day. The country of Haiti has lost the cable service of weather from the U.S., but now we will be able to provide them the needed information from the results of your program in addition to the teletype information from the World Meteorological Organization.

Thanks again from the rest of the world for sharing your program with us.

*Donald J. Kay  
Key West, FL*

### ACCOLADES ABUNDANT

#### Editor:

I would like to thank the staff of THE RAINBOW for an outstanding publication performance. However low the opinion of the general public of the CoCo, there is no support for any other single computer in the form of your publication.

I recently worked at a Radio Shack store. Being a CoCo-nut, I was the salesperson to whom prospective CoCo buyers were directed. I tried to keep a copy of THE RAINBOW around. It was a major sales point of the computer. Beginning CoCoists were always directed to THE RAINBOW.

Of the software and hardware producers with whom I have been in contact, first prize goes to Phil Zwartz of PXE Computing.

Second prize goes to PBJ. The *Word-Pak* 80-column board has brought the CoCo up from the ranks of toys and game machines. I have received excellent verbal support over the phone.

Many thanks to Falsoft for publishing *The Complete Rainbow Guide to OS-9*. I

finally lost my fears of OS-9 and found I could do more than just `DIR /D0`. I could get so lost even PWD or PXD would report "Path name not found." Not anymore. Now, if we could have a book just a little more descriptive of BASIC-09.

*Stuart Brooks  
Fredericksburg, VA*

### DISKS GETTING DUSTY?

#### Editor:

I can't believe what I'm seeing more and more of in CoCo-related publications. Precisely, the phrase that appears at the head of Michael Repasy's excellent game article, "Run For Your Life" (April 1985, Page 18).

The phrase is "... unplug the disk controller." I didn't pay \$600 plus for drives, cables, controllers, etc. to have programmers tell me, "You can't use it here!" If Mike wants me to use (or sometime, buy) his programs, he should write them for disk users and include a tape modification.

*F.C. Caswell  
Taipei, Taiwan*

### TESTING, TESTING

#### Editor:

I would like to correspond with and have several persons test a printer utility program. Give brand and model of your printer. Only the first several respondents of each printer type will be answered. No phone calls please. Write to me at Try-O-Byte, 1008 Alton Circle, 29501.

*John M. Gregg  
Florence, SC*

### SOLICITING ALLOWED

#### Editor:

I have written a series of programs to assist with the tracking of income(s) and expenses. I would like for some of THE RAINBOW readers to evaluate the series. In

exchange, the evaluators may keep the programs.

Interested readers may write to me at NorriSoft, 842 Fair Avenue, 46176.

Brian Norris  
Shelbyville, IN

## HINTS AND TIPS

Editor:

I am sure many of your readers welcomed R. Bartly Betts' column on Page 73 of the May 1985 issue. The *BYTESCRN* loader program will provide many of them with their first look at the excellent 51-by-24 text screen which the CoCo is capable of producing, and readers will no doubt employ this in many of their BASIC programs.

For those like me who find readability is improved by using black letters on a white screen, Line 40 in the loader program may be changed and the desired white screen will result.

```
40 PMODE 4,1:SCREEN 1,1
```

This may also be achieved when the green screen is displayed with the SCREEN 1,1 command and SCREEN 1,0 will switch back to green.

Michael E. Fahy  
Central City, PA

## ONE PERSON'S TRASH, ANOTHER'S TREASURE

Editor:

A good source of keyboard switches can be found in discarded electronic 10-key calculators. I even shortened and reused the plastic case for my keypad. The finished product is just the right height to line up with my CoCo's keyboard.

I really enjoy your magazine, especially the information published in your readers' letters.

M.F. Johnson  
Tucson, AZ

## DOUBLE YOUR PRINT

Editor:

Here is a tip I discovered quite by accident for *Spectaculator*. (I have the ROM Pak and a LPVII.) It will cause the sheet to be printed in double-width characters. Of course, you can print only half the number of columns per page. First save the worksheet to tape, then in the first cell to be printed enter ET mode. Next, press SHIFT ↑ (up-arrow key) then ENTER. This prints a ← (left-arrow key) to the screen only and puts the printer in the double-width mode.

I found that even after deleting the reverse arrow, the printer remains in the double-width mode but turning its power off momentarily will restore it to normal.

Ralph Bueckman  
St. Louis, MO

## BOOT UP

Editor:

I have had my CoCos since the 'D' version came out. They have been very good to me

and they have grown along with me.

I have just begun to use my OS-9 system and have had a hard time finding out about it. Only with a lot of sleepless nights and guessing at the meanings of the instructions can any novice even get started.

A few months ago, I read in your publication that there was no easy way to boot up OS-9 with *O-Pak's* Hi-Res screen. This is not true. I have a start-up file that brings up the Hi-Res screen first thing. Listed below is how I do it.

```
buildd startup
```

```
shell hires  
xmode /p baud=4  
tmode .1 -upc  
echo  
echo OS9 sdisk drivers installed  
echo 6 ms /D0 /D1 40 track DSDD  
xmode /t2 baud=3  
tson /t2&  
echo remote time sharing in  
progress  
printerr
```

If this works for me, how about the rest of the world?

Bruce T. Verstegen  
Tinton Falls, NJ

## INTERFACING SOLUTION

Editor:

I am writing in regard to Melvin Sharp's letter in the April 1985 issue [Page 8] in which he gave the story of his interfacing hardship with the Epson printer.

I highly recommend the Smith Corona D-200 printers. I borrowed one from a friend and had no problems with it. It comes with both an RS-232 and Centronics interface and the Smith Corona printer cable plugs right in. All you have to do is set some switches in the back.

The D-200 has an advantage or two over the Epson, too. One is it has the near-letter quality mode which is nice looking. It is also fast (160 cps) and has a bunch of different graphics modes.

Concerning company support, Smith Corona has been great. I have a daisy wheel printer from Smith Corona (an L-1000) and have found them to be very helpful. When problems developed while trying to use *VIP Writer* and some printer functions, the Consumer Affairs and Technical Service departments were very helpful. They even have an 800 number to call.

I hope this will help the others in the CoCo Community avoid some of the unnecessary problems of interfacing their computer. Keep up the good work, I haven't missed an issue in over two years.

Bill Hurlbutt  
Etna, NY

## BOUQUETS

Editor:

Congratulations to RAINBOW for producing the finest CoCo magazine on the market

and to Richard White for the most informative articles! His latest series on spreadsheets has been an enormous help in showing our employees how versatile spreadsheets really are.

I would like to pass on one word of caution to users of Radio Shack's *Spectaculator* spreadsheet. If the 99th row contains data and you insert a row, the data in Row 99 will fall off the spreadsheet! I discovered this after inserting numerous rows and losing weeks' worth of data.

After finding this apparent bug, we purchased *DynaCalc* and discovered what a real spreadsheet is. The differences are too numerous to list, but suffice it to say that comparing *Spectaculator* to *DynaCalc* is like comparing an adding machine to a CoCo! In addition to supplying a fine piece of software, Computer Systems Center gives pleasant, helpful telephone assistance when needed.

Radio Shack produces a fine home computer, but they could learn a lot about software from independent software producers.

Ralph M. Greco, Jr.  
Vice President, Greco Bros., Inc.  
Providence, RI

## NEW OWNERS OF ENDICOTT SOFTWARE

Editor:

We would like to take this opportunity to let the readers of THE RAINBOW know we have sold our company, Endicott Computer Software. The new owners are Hugh and Candy Christian of Huntsville, Ala.

We have tremendously enjoyed the past three years of our association with THE RAINBOW, and particularly appreciate doing business with the many loyal RAINBOW readers who have been our customers.

We'd like to encourage your readers to continue to patronize Endicott Computer Software. Hugh and Candy are excited about being involved in the CoCo market and are looking forward to helping our customers in any way possible. They plan to attend the Chicago RAINBOWfest and meet as many folks in person as possible.

Again, our thanks to all who have made our business such a success and our experience with the CoCo such a pleasure.

Guy and Pat Endicott  
Huntsville, AL

## NOT QUITE COMPATIBLE . . .

Editor:

This letter is to correct my last letter [May 1985, Page 8] about the compatibility of the 6847-T1 Video Display Generator. Although the local Motorola distributors assured us it was 100 percent compatible; this was not the case.

I apologize for any inconvenience I may have imposed. With all the interest and hackers, there should be a hardware

modification out soon. I've been told you can order the new chips directly from a Radio Shack store as a replacement unit.

Gary McConville  
Douglasville, GA

### ... BUT WORKING ON IT

Editor:

Referring to Gary McConville's letter on Page 8 in the May 1985 RAINBOW that claims the new Motorola VDG chip (the 6847-T1) is "pin for pin" compatible with the old 6847, this contradicts the data my company has received from Motorola. The information about the 6847-T1 clearly shows it has a different pin configuration.

Spectrum Projects is currently investigating a satellite adapter board to retrofit older CoCos with the new VDG chip. The main advantage of this new chip is true lowercase letters instead of reverse video. Also, the new 26-3134B and 26-3136B CoCo 2s will fully support the double speed poke.

Bob Rosen  
President, Spectrum Projects  
Woodhaven, NY

### INFORMATION PLEASE

Editor:

I'm modifying games in BASIC so I can play them on my CoCo 2, but I ran into trouble when I came across these random statements:

```
N=INT(1945*RND(0))+1  
X=INT(10*RND(0))
```

It says in *Going Ahead with Color Basic* that in RND(X), 'X' has to be greater than '1'. What do I use for these statements?

Daniel Pardue  
Gretna, LA

**Editor's Note: RND(1) will generate a random number between 0 and 1. Just change 0 to 1.**

### MUSICAL ACCESSORY

Editor:

I have never seen a better magazine than this for the CoCo. The first thing I read every month is the "Letters To Rainbow" section.

Being a musician (mainly keyboardist), I use my CoCo as a sequencer for patterns of notes, also as a synthesizer with the *Synther 7* program. What I want to know is if anybody out there has found a way to interface the CoCo with a synthesizer, such as those by Korg or Roland. I would like to use my CoCo as a sequencer for a synthesizer. If anybody has any information on how to do this, I would greatly appreciate it. Write to me at 474 Montague Avenue, R3L 1T7.

Ric Miller  
Winnipeg, Manitoba

### UNIVERSAL PROGRAM

Editor:

First let me say that I read your magazine religiously. It is full of useful information. My complaint is that it comes out only once a month!

My question involves compatibility between the CoCo and other (ahem!) computers (Apple, Atari, Commodore 64, etc.). Is it possible to transpose the listings from those programs to the CoCo? I have a CoCo 64K and have a lot of friends who have the other computers. Is it possible to do this via modem at 300 Baud rate and/or by simply getting the listing from their system and hand typing it into my CoCo? Do I need to get hold of a Commodore 64 instruction manual to see how that BASIC compares to Extended Color BASIC?

I also have a cassette recorder and will soon have a 300 Baud modem and would like to be able to download as well as upload with those friends to get an interesting array of new programs. Is there some sort of universal program or listing that will allow this?

Tim Jay  
St. Petersburg, FL

**Editor's Note: You can transfer any program in ASCII to any other computer or vice versa. Unfortunately, not all BASIC commands are the same on the computers you mentioned. Some conversion (maybe a lot!) will be required. You need a terminal program to transfer the data.**

### COCO S.A.T.

Editor:

I have called several software companies in search of a scholastic aptitude test (S.A.T.) educational program that will run on my CoCo 64K disk or cassette. There are several for other computers.

I would like to hear from any CoCo users or software companies that have S.A.T. programs to run on the CoCo. Write to me at 38 Butler Road, 06473.

Ray Davis  
North Haven, CT

### IDENTIKIT CRISIS

Editor:

I have been having trouble with D. and R. Delbourgo's *Identikit* program (October 1983, Page 306). The construction part of the program runs perfectly, but I can't get it to print out on my Gemini-10X printer.

I wrote to the authors but they stated they were unfamiliar with Gemini printers and could not help. I wrote to Star Micronics and received a cursory "we can't help you" form letter from them.

Does anyone out there in RAINBOW land know what the Functional Control Coding is that will make the *Identikit* program print out on a Gemini-10X printer? If you can help me, please write to 204 Anchorage Road, 90744 or call (213) 835-9855.

William H. Lake  
Wilmington, CA

### LET'S MAKE A DEAL

Editor:

I am trying to find the September and December 1982 back issues of THE RAINBOW. Since you do not carry those back issues, I am asking anyone who sees this letter and who would like to sell those two issues to write to 131 Bennett Road, 13031, or call (315) 487-8806.

I love THE RAINBOW and I hope you continue for years to come.

Tim D. Hunt  
Camillus, NY

### JUST A 'PLANE' OL' MISTAKE

Editor:

... What a boo-boo the Tom Mix Software ad people have made with the *P51 Mustang Attack Flight Simulator* advertisement on the inside cover of the April RAINBOW. Goodness, where is the final quality control?

General C. Chenault, of the Flying Tigers, must be turning over in his grave to see his beloved P40 War Hawk being reduced to the status of the fierce Mustang... Of course, the P51 would fly rings around the P40 but between the two, the old War Hawk has many more romantic tales.

Jim Franklin  
Paducah, KY

Editor:

... pictured is the P40 War Hawk! An entirely different (shark toothed) fighter (in the Free Philippines Air Force markings yet... What! Not the good ol' U.S.A. insignia?)...

Keep up the good work, RAINBOW, but watch those ads!

Duncan Class  
Kitchener, Ontario

Editor:

... not nitpicking, but the airplane on the back of the front cover is not a P51 Mustang. It is a Curtiss P40 (Flying Tiger).

Charles E. Baker  
Bakersfield, CA

### ... MORE PLANE PECCADILLOES

Editor:

This letter is a reply to those who purchased *P51 Mustang Attack Flight Simulator* and attempted to use it over the Radio Shack Modem II. Several people have reported having problems using *P51* with the Modem II.

Last weekend I purchased a Modem II to see for myself. Everything would usually work fine through the sync routine, but upon entering the game, the Modem II would drop the phone line after about 30 seconds. The problem appears to be that the modem is performing a "space disconnect." According to the Modem II manual on Page 15, a space disconnect will occur when the remote terminal sends a "space" for three seconds or more, or when your computer sends a "space" for 1.5 seconds or more.

A "space" is merely a continuous LO. The



*P51* sits dormant in a LO state for about  $\frac{1}{8}$  second each update. A LO is never sustained for anywhere near 1.5 seconds, but the  $\frac{1}{8}$  second space seems to have a cumulative effect on the Modem II which causes it to think it should drop the line.

I tried changing the data format so the program would be HI while in the dormant state but it did not help. For reasons that are difficult to explain, it is impossible to transfer data in the fast, efficient manner that *P51* requires without having one of the computers remaining LO for periods of up to  $\frac{1}{8}$  second. Thus, there is no software modification to *P51* which will cure the "space disconnect" syndrome in the Modem II.

I am currently investigating the possibility of a simple hardware modification to the Modem II that will disable the automatic space disconnect feature. As of April 1, I have not been made aware of any problems with any other model of modem. I can guarantee that *P51* will work on any of the inexpensive manual modems such as the Radio Shack Model I, Muraphone MM-100 or a J-CAT.

During the development of *P51*, I used a pair of Muraphone MM-100s. During preliminary software testing I gave a copy of *P51* to several people in a local Color Computer club; they all had Modem I's or J-CATs. Then, I sent a copy to Tom Mix and tested it over long distance phone lines. It worked fine with their Hayes Smart-modem 1200.

One purpose of this letter is to warn those with Modem IIs that *P51* will not work over your modem! I sincerely regret this unforeseen problem and hope we can come up with a simple hardware modification to the Modem II.

Brian Bruderer  
(author of *P51*)  
Grand Rapids, MI

## BULLETIN BOARD SYSTEMS

Editor:

I wish to inform your readers of a new BBS. Its name is INFOEX-80. It is not run specifically for the Color Computer, but as the Sysop of the Color Computer section, I have collected a good number of excellent (public domain) programs that can be downloaded. We also encourage users to upload programs for other users to enjoy. The phone number is (205) 887-7919. The board is run 24 hours a day.

Jeff Thorne  
Auburn, AL

Editor:

CompuNet BBS of St. Petersburg is now in service. It is run on a 64K CoCo with an 'E' board and two double-sided, double-density 40-track TEAC disk drives, which give us lots of room for our downloads, movie reviews, messages, text files and so forth. Our BBS is open to everyone. The board runs 24 hours a day, seven days a week and features downloading, uploading, text files, a trivia board, a message base, color graphics for certain terminal programs,

news reports from around the world, weather forecasts and more. It supports 300/1200 Baud. Phone (813) 321-0397.

Emery Mandel  
St. Petersburg, FL

Editor:

CoCo Extraordinaire is online 24 hours a day, seven days a week. We have multiple download menus and multiple message bases (and even one for Sysops of CoCo BBSs). Our data files include newsletters from the Cook County Color Computer Club as well as other general information. We also have a library of solutions to many CoCo Adventure games. The phone number is (312) 720-0796. Our mailing address is 56 Oakhurst Road, 60443. We are located just south of Chicago.

Joe Piotrowski  
Matteson, IL

Editor:

Central Oklahoma Computer Organization, Inc. operates an open forum BBS, the CoConet, which can be reached at (405) 376-1494, 24 hours a day, seven days a week. The system contains CoCo and FLEX operating system programs for downloading with no user connect fees.

Robert Helms  
Midwest City, OK

Editor:

I operate a BBS in Irving called CoCo II. The BBS number is (214) 438-2412 and is open to all CoCo users. The board is open from 7 p.m. to 10 a.m. It has downloading, message exchange and much more.

Terry Luttrell  
Irving, TX

Editor:

I would like to announce that a new BBS called The CoCo Bean, dedicated to the enhancement of the CoCo community, is online. It has the ability to up- and download software and text files, send and receive messages, and deliver the latest CoCo news. Our current features include practical, utility, game and Adventure programs, and a machine language tutorial for beginning programmers. It is online from 6 p.m. to noon PST at (206) 533-7186.

Paul F. Lankow  
Aberdeen, WA

THE RAINBOW welcomes letters to the editors. Mail should be addressed to: Letters to Rainbow, The Falsoft Building, P.O. Box 385, Prospect, KY 40059. Letters should include the writer's full name and address. Letters may be edited for purposes of clarity or space.

## ARTS AND LETTERS



FIRST CLASS

G. C. GREINER, ST.  
782 W. BOURBON CIRCLE  
MESA, ARIZONA 85202

THE RAINBOW  
9629 US HIGHWAY 42  
P O BOX 385  
PROSPECT, KY. 40059

Envelope Of The Month

G. C. Greiner, St.  
Mesa, AZ

# A FULL LINE OF QUALITY MODEMS



## Choose an affordable Radio Shack modem that

### Open the Door to an "Electronic Village"

Adding a telephone modem to your computer takes you to the door of a new age in information transfer, to an "electronic village" where the latest news, most recent stock prices, farm futures, scholarly materials and more are always at your fingertips.

And there's never been a better time than now to use your Radio Shack® or Tandy® computer as the key to this new age. With our full line of modems, you can choose the one right for your home or business and get "on line" in a hurry.

With one of our modems and Videotex software for your computer, you can use community bulletin boards to set up an electronic "garage sale" or chat with a neighbor. Send E-Mail or join an information service to research a report, read the news and more. There are even services that let you shop without leaving your house. But whatever you decide, a Radio Shack modem is the first step.

### Save Time with Our AC-4 Acoustic Coupler

Our AC-4 Acoustic Coupler (26-1179, \$119.95) is perfect for

travellers. Just dial the telephone number you want, place the phone handset into the AC-4 and you're ready to go. It's perfect for use in a hotel room, client's office or wherever direct connection to a telephone wall jack is impractical.

The AC-4 operates at 300 baud, with full and half duplex capability and originate and answer modes.

### Save on a Sale-Priced Modem II This Month

Our Direct-Connect Modem II is a programmable, auto-answer, auto-dial modem — and it's on

# MAKES GETTING "ON LINE" EASY.



## fits your needs and never be out of touch again!

sale this month for just \$119.95 (26-1173, Reg. \$199.95).

### Our Basic 300-Baud Modem is Under \$60

Our DCM-3 Direct-Connect Modem (26-1178, \$59.95) makes data transfer especially affordable for the home computer user. It plugs into a modular jack for full duplex capability.

### Our High-Speed Modem Is Value Packed

Finally, a full-featured 1200-baud modem that's value priced. Move up to 1200-baud transmissions and save money on long

distance phone bills and information service connect time every time you use the DC-2212.

The DC-2212 (26-1176, \$399.95) dials and answers the telephone, receives and transmits information and hangs up when the call is completed.

The DC-2212 is a direct-connect modem for Bell 212A-compatible synchronous or asynchronous operation.

### See Them Today

Stop by your nearby Radio Shack Computer Center, participating store or dealer for a first-hand look at our modems.

## Radio Shack<sup>®</sup> The Technology Store<sup>™</sup>

A DIVISION OF TANDY CORPORATION

Send Me a Free Copy of  
Your 1985 Computer Catalog.

Mail To: Radio Shack, Dept. 86-A-87,  
300 One Tandy Center, Fort Worth, Texas 76102

Name

Address

City

State  Zip

Telephone

Prices apply at Radio Shack Computer Centers and at participating Radio Shack stores and dealers. All modems FCC registered. All modems only with Bell-compatible equipment. Direct-connect modems are not for multi-line use without optional extra controller.



I am not sure exactly why, but there seems to be a feeling around here that there is something very special about this Fourth Anniversary of THE RAINBOW. Now, all birthdays are important, but this one is something else — a sort of a feeling that makes it a bit more special than the previous anniversaries.

It *could* be that we are entering our fifth year of publication. There are all sorts of statistics that show if a business lasts for five years, it will "make" it. Well, we've not only lasted — but we are stronger now than at any other anniversary in our history. Maybe that is it.

Somehow, though, I feel this, while certainly important, is a bit mundane. No, it is not mundane that we believe we are in a good position and we know we will be here supporting the CoCo for years to come! That's important. (And, as a matter of fact, I am glad we don't have to keep telling you that, either. No one seems to question whether THE RAINBOW will be part of the CoCo Community a year, two or more from now.)

Maybe it is that we're expecting some exciting things from Tandy in our fifth year. We certainly are. And, while there is a lot of excitement around about what is coming (and it *is*), somehow I do not think that is it, either.

It may be our observation of the other home computer systems around. Most of you have heard about some of them: Adam, Commodore 64/128, Amiga, Macintosh and "Jackintosh" (the new Atari machine under the auspices of Jack Tramiel).

Stewart Alsop, in one of those "insider" newsletters, reports that "the C-64 is dying of sclerosis" and that the C-128 is "a dog of a computer." That leaves Commodore with the Amiga, which was announced in June of last year but has yet to see the light of day. If it does, I hear it will be priced around \$1,500 — a bit steep for a home computer.

What will happen to Atari? I *do* know no one was allowed to touch the prototypes of the Jackintosh at COMDEX and that software firms are being charged \$5,000 for a "development version" of the new computer. The machine is supposed to sell for \$1,000 or so. Therefore, that's not exactly encouraging to people who might want to write software.

The Macintosh itself? Have you heard that it is now a business machine? That's what Apple says. A Macintosh office? CoCo gives you more power and a lot more speed. If it is big-time power you want, load up on Tandy 1000s and 2000s. *That's* power!

Yet CoCo lives! Not only does it live, but it has an energetic marketplace, new programs coming all the time, new hardware and continued interest from Tandy Center. If all that wasn't enough, the new CoCo will probably be with us in about six months — and look for something that'll really knock your socks off. But, remember, assuming Tandy keeps its policy of upward compatibility going (which I have every reason at this point to believe it will), a new CoCo will be able to share at least a goodly number of the things that made our favorite computer great in the first place.

Yes. I think that is why I am approaching this anniversary and entering this fifth year with a special feeling. Over these past five years there have been a lot of pretenders to the throne but the message is clearer now

# Telewriter-64

## the Color Computer Word Processor

- 3 display formats: 51/64/85 columns × 24 lines
- True lower case characters
- User-friendly full-screen editor
- Right justification
- Easy hyphenation
- Drives any printer
- Embedded format and control codes
- Runs in 16K, 32K, or 64K
- Menu-driven disk and cassette I/O
- No hardware modifications required

### THE ORIGINAL

Simply stated, Telewriter is the most powerful word processor you can buy for the TRS-80 Color Computer. The original Telewriter has received rave reviews in every major Color Computer and TRS-80 magazine, as well as enthusiastic praise from thousands of satisfied owners. And rightly so.

The standard Color Computer display of 32 characters by 16 lines without lower case is simply inadequate for serious word processing. The checkerboard letters and tiny lines give you no feel for how your writing looks or reads. Telewriter gives the Color Computer a 51 column by 24 line screen display with *true lower case characters*. So a Telewriter screen looks like a printed page, with a good chunk of text on screen at one time. In fact, more on screen text than you'd get with Apple II, Atari, TI, Vic or TRS-80 Model III.

On top of that, the sophisticated Telewriter full-screen editor is so simple to use, it makes writing fun. With single-letter mnemonic commands, and menu-driven I/O and formatting, Telewriter surpasses all others for user friendliness and pure power.

Telewriter's chain printing feature means that the size of your text is never limited by the amount of memory you have, and Telewriter's advanced cassette handler gives you a powerful word processor without the major additional cost of a disk.

...one of the best programs for the Color Computer I have seen...

— Color Computer News, Jan. 1982

### TELEWRITER-64

But now we've added more power to Telewriter. Not just bells and whistles, but major features that give you total control over your writing. We call this new supercharged version Telewriter-64. For two reasons.

### 64K COMPATIBLE

Telewriter-64 runs fully in any Color Computer — 16K, 32K, or 64K, with or without Extended Basic, with disk or cassette or both. It automatically configures itself to take optimum advantage of all available memory. That means that when you upgrade your memory, the Telewriter-64 text buffer grows accordingly. In a 64K cassette based system, for example, you get about 40K of memory to store text. So you don't need disk or FLEX to put all your 64K to work immediately.

### 64 COLUMNS (AND 85!)

Besides the original 51 column screen, Telewriter-64 now gives you 2 additional high-density displays: 64 × 24 and 85 × 24!! Both high density modes provide all the standard Telewriter editing capabilities, and you can switch instantly to any of the 3 formats with a single control key command.

The 51 × 24 display is clear and crisp on the screen. The two high density modes are more crowded and less easily readable, but they are perfect for showing you the exact layout of your printed page, *all on the screen at one time*. Compare this with cumbersome "windows" that show you only fragments at a time and don't even allow editing.

### RIGHT JUSTIFICATION & HYPHENATION

One outstanding advantage of the full-width screen display is that you can now set the screen width to match the width of your printed page, so that "what you see is what you get." This makes exact alignment of columns possible and it makes hyphenation simple.

Since short lines are the reason for the large spaces often found in standard right justified text, and since hyphenation is the most effective way to eliminate short lines, Telewriter-64 can now promise you some of the best looking right justification you can get on the Color Computer.

### FEATURES & SPECIFICATIONS:

**Printing and formatting:** Drives any printer (LPTII/VIII), DMP-100/200, Epson, Okidata, Centronics, NEC, C. Itoh, Smith-Corona, Termini, etc).

Embedded control codes give full dynamic access to intelligent printer features like: underlining, subscript, superscript, variable font and type size, dot-graphics, etc.

Dynamic (embedded) format controls for: top, bottom, and left margins; line length, lines per page, line spacing, new page, change page numbering, conditional new page, enable/disable justification.

Menu-driven control of these parameters, as well as: pause at page bottom, page numbering, baud rate (so you can run your printer at top speed), and Epson font. "Typewriter" feature sends typed lines directly to your printer, and Direct mode sends control codes right from the keyboard. Special Epson driver simplifies use with MX-80.

Supports single and multi-line headers and automatic centering. Print or save all or any section of the text buffer. Chain print any number of files from cassette or disk.

**File and I/O Features:** ASCII format files — create and edit BASIC, Assembly, Pascal, and C programs, Smart Terminal files (for uploading or downloading), even text files from other word processors. Compatible with spelling checkers (like Spell 'n Fix).

Cassette verify command for sure saves. Cassette auto-retry means you type a load command only once no matter where you are in the tape.

Read in, save, partial save, and append files with disk and/or cassette. For disk: print directory with free space to screen or printer, kill and rename files, set default drive. Easily customized to the number of drives in the system.

**Editing features:** Fast, full-screen editor with wordwrap, block copy, block move, block delete, line delete, global search and replace (or delete), wild card search, fast auto-repeat cursor, fast scrolling, cursor up, down, right, left, begin line, end line, top of text, bottom of text; page forward, page backward, align text, tabs, choice of buff or green background, complete error protection, line counter, word counter, space left, current file name, default drive in effect, set line length on screen.

Insert or delete text anywhere on the screen without changing "modes." This fast "free-form" editor provides maximum ease of use. Everything you do appears immediately on the screen in front of you. Commands require only a single key or a single key plus CLEAR.

...truly a state of the art word processor...  
outstanding in every respect.

— The RAINBOW, Jan. 1982

### PROFESSIONAL WORD PROCESSING

You can no longer afford to be without the power and efficiency word processing brings to everything you write. The TRS-80 Color Computer is the lowest priced micro with the capability for serious word processing. And only Telewriter-64 fully unleashes that capability.

Telewriter-64 costs \$49.95 on cassette, \$59.95 on disk, and comes complete with over 70 pages of well-written documentation. (The step-by-step tutorial will have your writing with Telewriter-64 in a matter of minutes.)

To order, send check or money order to:

Cognitec  
704 Nob Street  
Del Mar, CA 92014

Or check your local software store. If you have questions, or would like to order by Visa or Mastercard, call us at (619) 755-1258 (weekdays, 8AM-4PM PST). Dealer inquiries invited.

(Add \$2 for shipping. Californians add 6% state tax.)

Now available at  
**Radio Shack stores**  
via express order

Apple II is a trademark of Apple Computer, Inc. Atari is a trademark of Atari, Inc. TRS-80 is a trademark of Tandy Corp. MX-80 is a trademark of Epson America, Inc.



than ever before: CoCo reigns supreme!

\* \* \*

Another thing about which I am excited is the "Ultimate Program" which appears in this issue.

When I was a little boy, I read a Captain Marvel comic book in which the Captain went back in time, stepped on the ground in prehistoric times by mistake, and ended up changing the world. When he got back to the "present," he found everything was vastly different.

It seems the Captain (in between shouting SHAZAM!) stepped on some spore when he was in the "past" and it changed all of history. This concept has, frankly, always intrigued me.

So what would be the "Ultimate Program"? It would be a program that would allow us to "What If?" everything and anything. It obviously has some educational value (teaching both history, cause and effect), has lots of philosophical connotations and, generally, is a lot of fun to deal with.

I asked Bob Tyson to come up with a program on a general subject of his choice (he took two, one very serious; one for fun) and constructed a "What If?" program. We call it the "Ultimate Program" because, I think, it deals with the ultimate issues that affect us all — life and death, war and peace. Indeed, the whole history of mankind.

I believe you will enjoy Bob's program and I encourage you to take some time to change the face of history by doing World War II over again. What if there was no two-front war? What if the United States had not entered the conflict? What if the Russians had stayed out?

And, for your pleasure, there is another What If? too — this time involving a stock car race. Enjoy these programs; they are part of our special Anniversary Issue gift to you.

But, let's take it a step further, because I am very interested in this. My idea is that we should set up a whole series of programs that would trace the history of humankind, bringing in as many What If? situations as possible. I see a whole series of programs tracing the timeline from prehistory to the present day — even though the present day might be vastly different from what it is now.

Willing to try? Take just one point in time and develop a lot of possible consequences with even more choices. Write a program and send it to us. If

yours is chosen, we'll send you a check for \$1,000. But remember, one of the things that we will be looking for is the ability (your willingness, how well it runs and "user friendliness") to create a whole series of programs from your one example.

If we do this, we'll break one rule we've held for years now as a one-time shot — and we will publish a series of the "Ultimate Program." (You know we do not publish software. We're in the magazine business. We do not compete with our advertisers. It isn't fair for us to do so.) If you are selected, we'll give you a contract and even pay royalties based on sales. In any event, all material sent to us becomes our property and none can be returned. Please send them in to us by August 15, 1985. We may publish some of them in THE RAINBOW or a book, much like our Adventure or Simulations books.

But that is not what I am trying to do here. What I am trying to do is create a whole *system* of programs which could allow someone to move, step by step, through history, changing events and following alternate "timelines." The final version will paint the grand scale of history for you to manipulate. It is a big undertaking. An "Ultimate Program."

If you are interested, write us for a copy of my original plan for this concept. It may make things a little more clear.

\* \* \*

It would be totally unfair to close this without mentioning a lot of people who have contributed to the success of THE RAINBOW during the past year — and the years that made the past one possible. I *do* hate to run lists of people, because I always leave someone out by mistake, but it is, to my mind, even more unfair not to thank the many people who have helped me.

First, to all the people who work here (and in our West Coast Office), and work so hard to bring you a great CoCo magazine. It is not just the editorial and art people who physically produce THE RAINBOW, but the business, subscription, advertising, mailing, typesetting and printing people who make it possible. You've met many of them at RAINBOWfests, but there are a bunch who pretty much stay put and work. Thanks to everyone and all of you for a magnificent job well done.

To those many members of the CoCo Community who work every day making

the CoCo better. This list is a long one, but they are people who make this a bright, shining and great adventure to be in. So thank you to Bob Rosen, Eugene Alban, Dennis and Rosie Lewandowski, Bernie Appel, Darryl Davis, Dennis Derringer, Shelia Flathers, Leslie Foster, Laurie Golson, Ken and Jeanne Kaplan, Dennis Kitz, Debbie McAllister, Barry Thompson, Wendel Meskler, Gordon Monnier, Joanne Trotter, Barbara Ott, Barbara Salavaria, John Waclo, Dave Lagerquist, Gerry Alexander, Mark Yamagata, Steve and Cheryl Blyn, Susan and Gary Davis, Linda and John Nielson, Larry and Margaret Preble, Mark Randall, Van Chandler, Don Stanfield, Rich Parry, Fred Ray, Jim Webb, Steve Bjork, Frank Brandon, Bob Albrecht, Fred Scerbo, Jan Zucker, Allen Curtis, Richard and Arlene Don, Tom and Dan Nelson, Tom and Giesle Mix, Pat and Guy Endicott, Ron and Mona Krebs, Richard Ramella, Wayne Day, Andre DeLadurantaye, Ken Elder, Peter Dibble, Ed Juge, Joanne and Michael Chintis, Dean Rector, Joe Sweeney, Phil Keller, Lane Lester, Art Flexner, Tom Nefeldt, Don Lefler, Mel Heftner, Tom Roginski, Marty Goodman, Gregg Hall, Bill Chapple, Dick White, Frank Hogg, Danny Humphress, Bob Friedler, Eric Tilenius, Mike Miller, Mike Himowitz, Tony DiStefano, Phil Kitchen, Joe Kolar, Steve Latham, Bob Delbourgo and all his "Down Under" family, Mel Gulden, Pat Baldwin, Tom Delker, Don Dollberg, Tom and Barb Kelly, Mike Plog, Tom Szlucha, Don Inman, Julie McGee, Jorge Mir, Bob Kamman, Bob Elmore, DeJuanna Cameron, Bill and Doris Vergona, Dale and Esther Puckett, Bill and Sara Nolan, Paul and Sue Searby, Khank Nguyen, Jack Knott, Joel Hoeffler, Paul Hoffman, Earl Johnson, Ben Stokes, Dave Hooper, Dick Moore, Jack Torres, Ken Klosinski, John Ross, Tom Scott, Larry Perry, Fred Crawford, Dan Bures, Jeff Preston, Ben Burnett, Ray Parsons, Charles Brown, Roger Schrag, Norm Shelton, Bob Tyson, Colin Stearman, Dan Eastham, Frank Thompson, Sandy Trevor, Mark Hulsizer, Fran Purcell, Amy Arutt, Geoff Wells, Larry Wilder, Bartley Betts, Jim Hayden, Lee Earle, Pat Jones, William Schmacher, Craig Stephens, Scott Handly, Bill Vergona, Howard Cohen, Lynne Roberts, Darren Croft and Jay Hoggins, Al Timme, John and Lynn Steiner, Ira Baxter, John Hatten, Dan

(continued on Page 161)

TOP RATINGS  
HOT COCO MAGAZINE  
SEPTEMBER 1984



## YOU COULD FALL IN LOVE WITH **AUTOTERM!**

IT TURNS YOUR COLOR COMPUTER INTO THE

## **WORLD'S SMARTEST TERMINAL**

AND  
MOST  
LOVABLE

### **GOOD LOOKIN'**

AUTOTERM shows true upper/lower case in screen widths of 32, 40, 42, 51, or 64 characters with no split words. The width of 32 has extra large letters. Scrolling is forward, backward, and fast. Block graphics pictures are displayed automatically and can be scrolled.

The screen's top line shows operating mode, unused memory size, memory on/off, and caps-lock on/off. It also gives helpful prompts.

### **SWEET TALKIN'**

KEY-BEEP can be on/off. Unacceptable keystrokes cause a lower pitched BOP! This ERROR-BEEBOP can be on/off.

Talks to other computers with Full or Half Duplex; Baud Rate of 110, 150, 300, 600, 1200; Parity as even, odd, mark, space, none; 7 or 8 bit Word; any Stop Bits; all 128 ASCII characters; true line Break; XON/XOFF protocol; and optional line-at-a-time transmission. Able to send and receive text, block graphics, BASIC and ML programs. A 64K machine holds up to 46,600 characters (34,900 in HI-RES).

DUAL PROCESSING lets you review & edit while more data is coming in.

Fully supports D.C. Hayes and other intelligent modems.

Talks to your printer with any page size, margins, line spacing, split word avoidance. Embed your printer's control sequences for boldface, underlining, etc. Narrow text can be automatically spread out.

### **You'll also use Autoterm for simple word processing and record keeping**

You can display directories, delete files, transmit directly from disk, and work with files larger than memory. Easily maintain a disk copy of an entire session.

Compatible with TELEWRITER (ASCII) & other word processors.

### **SMOOTH WALKIN'**

AUTOTERM moves smoothly and quickly between word processing and intelligent terminal action. Create text, correct your typing errors; then connect to the other computer, upload your text, download information, file it, and sign-off; then edit the received data, print it in an attractive format, and/or save it on file.

Editing is super simple with the cursor. Find strings instantly, too! Any operating parameter, such as screen width, can be altered at any time. Uncompleted commands can be cancelled.

### **PUTTY IN YOUR HANDS**

The word processor can be used to create, print, and/or save on file your personal KSMs. They let AUTOTERM act like you. For example, it can dial through your modem, sign-on, interact, perform file operations, & sign-off; an entire session without your help. KSMs can answer the phone, prompt the caller, take messages, save them, hang-up, and wait for the next call. The KSM potential is unbelievable!

**NO OTHER COMPUTER IN  
THE WORLD CAN MATCH  
YOUR COCO'S AUTOMATIC  
TERMINAL CAPABILITIES!!!**

### **WHAT THE REVIEWERS SAY**

"AUTOTERM is the Best of Class."

Graham, *RAINBOW*, 8/83

"The AUTOTERM buffer system is the most sophisticated — and one of the easiest to use..."

Banta, *HOT CoCo*, 9/84

"Almost a full featured word processor..."

Eilers, *RAINBOW*, 11/84

**RECOMMEND 32K to 64K  
Tape-to-Disk Upgrade \$23  
You Keep the Cassette**

**CASSETTE \$39.95  
DISKETTE \$49.95**  
Add \$3 shipping and handling  
MC/VISA/C.O.D.

**PXE Computing**  
11 Vicksburg Lane  
Richardson, Texas 75080  
214/699-7273

Please hire the mentally retarded. They are sincere, hard working and appreciative. *Thanks! Phyllis.*



**PARENTS!  
GET A KID  
HOOKED  
ON COMPUTERS**

Send for our unique **LOGO STARTER** program. Use it with your 16K Color Computer and Color LOGO from Radio Shack. (Cat. No. 26-2722).

Teachers agree: LOGO is the best way to introduce children to computers. Now, with **LOGO STARTER** you won't have to read a book or instruction manual. Just load the **LOGO STARTER** tape.

Your child will draw exciting designs right from the start. You won't waste your time on a lot of tedious typing. And your child will be on the way to computer literacy.

**\$13.95**

**LEAD A CHILD FROM  
LOGO TO BASIC**

Our two **QUIZ KIDS** programs let you lead a child from LOGO to BASIC. Using LOGO, the child types answers to the computer's questions, just like BASIC.

**LOGO SHAPES** use simple shapes such as circles and squares. **LOGO STARS** displays five constellations from the northern sky and is an exciting introduction to the stars. Reviewed Rainbow May '85. Requires Color LOGO.

**LOGO SHAPES \$14.95**      **LOGO STARS \$14.95**

Both programs on one cassette **\$22.50**

**SPEED READING**

Busy executives! Students! Increase reading speed dramatically. Best available speed reading program for the CoCo. Reading material appears on the TV screen at the speed you select, training you to read faster. You can even change speed while reading. Complete with 6 different text selections and a quiz for comprehension, plus a drill to improve visual span & perception.

**\$17.95**

**WILD PARTY**

A naughty, sexy computer game for 2 to 6 couples. (Write us - we'll send a copy of the Review.)

"Would definitely liven up most parties."

-Rainbow Magazine

**\$27.95**

**DO SOME REAL  
ENGINEERING  
ON YOUR CoCo**

**BOILER SIMULATION** is a detailed tutorial on the dynamic simulation of industrial processes, a must for Control Engineers.

**STEAM TABLE** gives steam properties in superheat, saturated and subcooled regions.

Both programs available Sept. '85. Write for information and a 20% early-bird discount coupon.

All programs on cassette tape for 16K Color Computer. Ext'd BASIC not required. Prices include postage (PA resid. add 6%). Send check to P.O. Box 210, Jenkintown, PA 19046.

**b & b software**

**BUILDING JULY'S RAINBOW**

**Explore Our Fourth Anniversary Issue . . .  
Examine Our Very First . . .  
And, Meet Mr. Rainbow . . .**

**P**rospect, Ky., May 16, 1985, *Rainbow Logbook* . . . The July 1985 issue is being put to bed, as we say: delivered to the printing plant. About the only thing left is my column. The third Chicago RAINBOWfest is only a few hours away. A brief moment to reflect.

We've come a long way since the premier issue of THE RAINBOW was printed on the trusty Line Printer VII. This fact is brought home to me as I spot a small gray plastic box I've never noticed before. The label on it reads "RETURN THIS FONT CARTRIDGE TO EDITORIAL LASERJET AREA." I allow as how this must be what someone has designated the office space I have just entered. I have ventured into this technological twilight zone to get a quick printout and, I must admit, the LaserJet is a marvel to me. It's responsible for the spiffy new look our listings have in this issue. I do hope you like the new look because we're hooked on the LaserJet printer; we have two now and have designs on acquiring more.

This is only one of so many changes that have taken place over the past four years leading up to this fourth anniversary issue. For a sampling of how it used to be in the earliest days of THE RAINBOW, take a look between pages 98 and 99. That's right! As a little fourth birthday gift for you, we've reprinted our very first issue, on the same paper stock, although just slightly reduced in size to fit inside the magazine better. We are proud of our "roots" and hope you enjoy adding Vol. I, No. 1 to your collection.

Who's that on the cover, you ask? Well, you might say he created the spark of inspiration that ignited THE RAINBOW as a tiny newsletter and then propelled it like a bottle rocket into an international computer magazine. Yes, that's Lonnie Falk, Rainbow's editor and publisher. Lest he be accused of immodesty, let it be known that it was my idea to feature the boss on the front of our anniversary issue. I talked it up and coaxed him into it — at least until he realized that what's right is right, and then there was no turning back. Meet "Mr. Rainbow."

"Can you believe it, 2,220 articles?" I asked our senior editor, Courtney Noe. (He believed it.) Well, that's how many THE RAINBOW has delivered these past four years. Check our fourth year comprehensive index, which begins on Page 229, and see for yourself. Leslie Foster even references any subsequent corrections in the original article entries in our index, a nice touch. And, in response to popular demand, all Rainbow On Tape programs are indexed, by filename, since the inception of the tape service, April 1982. We hope you like the improved index — and, if you don't have last year's anniversary issue which contains an index to our first three years, a limited quantity of separately-bound three-year indexes are available from our back issue department.

A couple of tidbits from our survey at the Irvine, Calif., RAINBOWfest: Of those responding, a whopping 85 percent have 64K and a growing 19 percent segment of those surveyed say OS-9 is the operating system they use most! OS-9 is coming on strong, and Dale Puckett's *The Complete Rainbow Guide to OS-9* is an excellent introduction. And, speaking of introductions, if you still haven't added your name to our subscription department, why not use this fourth anniversary occasion to give yourself a special present? Here's a quick and easy way: Call (502) 228-4492; ask for Deidra, introduce yourself and tell her Jim sent you.

— Jim Reed



# DEFT Pascal Workbench

## A MUST FOR:

### High School Students

The College Entrance Examination Board (CEEB) has chosen Pascal for its college advanced placement computer science test. **DEFT Pascal Workbench** provides all the Pascal programming tools you need to prepare for this test on your Color Computer.

### College Students

The **DEFT Pascal Workbench** gives you the software you need to do your Pascal programming homework at home on your Color Computer.

### Professionals

Most of the programming features found on the main frames and minis used in business and science are available on the Color Computer with **DEFT Pascal Workbench**.

### Hobbyists

Here the extensions necessary to quickly do any Color Computer programming job without giving up execution speed. **DEFT Pascal Workbench** helps you get the job done. Directly access assembler language routines and hardware registers from Pascal.

R.S. Cat.# 90-5002  
\$89.95



\$39.95  
RS#90-5001



\$59.95  
RS#90-5000



R.E. - San Diego, CA

"In the three months since the purchase of DEFT Workbench, I have become increasingly pleased and impressed with the quality and professional presentation of your software, which prompts me to write this letter."  
"As a professional computer scientist and educator (I teach Pascal at the University of Southern California, San Diego), DEFT Pascal has provided me with an opportunity to develop my own Pascal programs at home."

HOT CoCo Magazine - (March 1985)

"What sets DEFT products apart is the extent of its coverage. It provides the CoCo user with a very complete implementation of standard Pascal, along with many useful extensions for string handling, absolute memory access, and the compilation of separate program modules. That's quite a feat for a system that can run on a 128 computer. DEFT's Pascal supports real (float), floating point variables. Many CoCo aftermarket languages handle only integers; this Pascal gives you full-fledged computer capability."

RAINBOW Magazine - (November 1984)

"The DEFT designers people have put together a package which is a complete Pascal and/or assembly programming environment that is reasonably priced and works like a champ."

"DEFT Bench and DEFT Pascal remain an excellent example of what can be accomplished in the CoCo world. The entire package gives you all the necessary tools to learn Pascal. If you already know Pascal, then it gives you a total development environment. Nothing is missing, there is nothing else to buy."

"Any college applicant attempting to obtain advanced credit will be required to know Pascal in order to complete the exam. DEFT Bench and DEFT Pascal provide an excellent learning environment. The entire package is inexpensive. It is very well-written and extremely easy to use. In all the years I have been looking at software packages, never have I seen so much effort put in to this."

## DEFT Extra Only \$39.95

The perfect addition to your DEFT Pascal or DEFT Pascal Workbench. DEFT Extra is a library of gaming and direct file I/O routines with graphics routines that provide Extended Basic's graphics capabilities in all 8 graphics modes. Full DEFT quality documentation and sample Paint program included. (requires 64K)

Available  
By Express Order  
At Your Local  
**Radio Shack Store!**

Also Available in Canadian Radio Shack Stores!

All DEFT software and programs developed with DEFT software are BASIC ROM independent and use all of the memory in your Color Computer without OS-9. All you need is DEFT software and a Tandy Color Computer with Extended Disk BASIC, at least 32K of RAM and One Disk Drive. With DEFT Pascal (\$59.95) you will also need a text editor to write your programs. PBJ WORD-PAK compatible upgrades and Educational discounts available. Dealer inquiries welcome.

Orders and Sales Information 1-800-992-DEFT  
Technical Assistance 1-301-253-1300

## 3-D Graphics Sampler Only \$29.95

Do 3 Dimensional Imaging from Pascal. Define an object by specifying points and lines. Then, with 3-D graphics library procedure calls, Rotate, Zoom and Move your 3-D Skeletal Object(s). All Source Files Included



**DEFT**  
SYSTEMS, INC.

DEFT is a trademark of DEFT Systems, Inc.  
OS-9 is a trademark of Microsoft.

P.O. Box 359  
Damascus, MD 20872

Quantity of Each: — DEFT Pascal — DEFT Bench  
— DEFT Extra — DEFT Pascal Workbench — 3-D Graphics

Method of Payment (check one)  Check Enclosed  
 VISA  MasterCard  COD

Account Number

Card Expiration Date  /

Signature

Name

Street

City  State  Zip

All orders are shipped UPS within 24 hours of receipt. Add 4% for shipping and handling. Maryland residents add 5% for State Sales Tax; add \$2.00 for COD.

# The HJL-57 Keyboard

Now available for all models,  
including CoCo 2.



## Compare it with the rest. Then, buy the best.

If you've been thinking about spending good money on a new keyboard for your Color Computer, why not get a good keyboard for your money?

Designed from scratch, the HJL-57 Professional Keyboard is built to unlock ALL the potential performance of your Color Computer. Now, you can do real word processing and sail through lengthy listings...with maximum speed; minimum errors.

At \$79.95, the HJL-57 is reasonably priced, but you can find other CoCo keyboards for a few dollars less. So, before you buy, we suggest that you compare.

### Compare Design.

The ergonomically-superior HJL-57 has sculptured, low profile keycaps; and the three-color layout is identical to the original CoCo keyboard.

### Compare Construction.

The HJL-57 has a rigidized aluminum baseplate for solid, no-flex mounting. Switch contacts are rated for 100 million cycles minimum; and covered by a spill-proof membrane.

### Compare Performance.

Offering more than full-travel, bounce-proof keyswitches, the HJL-57 has RFI/EMI shielding that eliminates irritating noise on displays; and four user-definable function keys (one latchable), specially-positioned to avoid inadvertent actuation.

### Free Function Key Program

Your HJL-57 kit includes usage instructions and decimal codes produced by the function keys, plus a free sample program that defines the function keys as follows: F1 = Screen dump to printer, F2 = Repeat key (latching), F3 = Lower case upper case flip (if you have lower case capability), F4 = Control key; subtracts 64 from the ASCII value of any key pressed. Runs on disc or tape; extended or standard Basic.

### Compare Installation.

Carefully engineered for easy installation, the HJL-57 requires no soldering, drilling or gluing. Simply plug it in and drop it right on the original CoCo mounting posts. Kit includes a

new bezel for a totally finished conversion.

### Compare Warranties.

The HJL-57 is built so well, it carries a full, one-year warranty. And, it is sold with an exclusive 15-day money-back guarantee.

### Compare Value.

You know that a bargain is a bargain only so long as it lasts. If you shop carefully, we think you will agree...The HJL-57 is the last keyboard your CoCo will ever need. And that's real value.

### Order Today.

Only \$79.95, the HJL-57 is available for immediate shipment for either the original Color Computer (sold prior to October, 1982) or the F-version and TDP-100 (introduced in October, 1982), and the new 64K CoCo. Now also available for CoCo 2.

Call Toll Free  
**1-800-828-6968**

In New York 1-800-462-4881



**PRODUCTS**

Div. of Touchstone Technology Inc.  
955 Buffalo Road • P.O. Box 24824  
Rochester, New York 14624

Telephone: (716) 235-6356

Ordering Information: Specify model (Original, F-version, or CoCo 2); Payment by C.O.D., check, MasterCard or Visa. Credit card customers include complete card number and expiration date. Add \$2.00 for shipping (\$3.00 for Canada). New York state residents add 7% sales tax. Dealer inquiries invited.

*A celebration of our  
heritage in song . . .*

# 4th Of July Musicfest

By T.C. Taulli

**F**

*ourth of July Musicfest* contains eight of America's most-loved patriotic songs.

Featured are "America," "Anchors Aweigh," "The Marines' Hymn," "The Field Artillery Song" (a.k.a. "The Caissons Go Rolling Along"), "Yankee Doodle," "Stars and Stripes Forever," "The Star-Spangled Banner" and "America the Beautiful." There are also two Hi-Res screens to embellish the vibrant music.

The program requires 16K Extended Color BASIC. All you have to do is type in the program, RUN it and an enumeration of the songs will play. Select the song by entering the number corresponding to the title desired.

*(T.C. Taulli is the author of the game Do or Die and is a member of Color America Users Group.)*



400	.....75
590	.....152
800	.....39
1020	.....95
1220	.....139
1480	.....242
2100	.....209
2360	.....41
END	.....204

The listing: MUSFEST

```

10 CLEAR 400:GOTO 2000
20 ' 4TH OF JULY MUSICFEST
30 ' VERSION 1.1
40 '
50 X=0
100 PMODE3,1
110 SCREEN 1,1
120 PCLS 5
130 LINE(0,X)-(255,X+12),PSET,BF
140 X=X+24
150 IF X>145 THEN 170
160 GOTO 130
170 LINE(0,0)-(99,84),PSET,BF
180 LINE(0,0)-(99,84),PRESET,B
190 PAINT(2,2),3,5
200 DRAW"BM0,84C3R97"
210 DRAW"BM0,0D83"
220 DRAW"BM0,0R97"
230 Y=6
300 U=8
310 CIRCLE(U,Y),3,5
330 U=U+16.25
340 IF U>99 THEN 370
350 GOTO 310
370 U=17
380 Y=Y+9
390 CIRCLE(U,Y),3,5
400 U=U+16.25
410 IF U>94 THEN 430
420 GOTO 390
430 Y=Y+9
440 IF Y>81 THEN 460
450 GOTO 300
460 RETURN
470 'THE STAR-SPANGLED BANNER
480 PLAY"V31O2T2"
490 A$="L8.;F;L8;D;O1;L4;B-;O2;D
;F;L2;B-;L8.;O3;D;L8;C"
500 B$="O2;L4B-;D;E-;L2F;L8;FF;O
3;L4.D;L8C;O2;L4B-"
510 C$="L2A;L8GA;L4B-;B-;FD;O1;B
-;O2;L8.F;L8D;O1;L4B-;O2DF;L2B-;
O3;L8.D;L8C;O2"
520 D$="L4B-;D;E-;L2F;L8FF;O3;L4
.D;L8C;O2;L4B-;L2A;L8GA;L4B-;B-;
F"
530 E$="D;O1;B-;O3;L8DD;L4DE-;F;
L2F;L8E-D;L4C;DE-;L2E-;L4E-"
540 F$="L4.D;L8C;O2;L4B-;L2A;L8G
A;L4B-;DE-;L2F;L4F;B-B-;L8B-;A;L
4GGG"
550 G$="O3;C;L8E-D;C;O2;B-;L4B-;
A;L8FF;L4.B-;O3;L8;C;D;E-;L2F;O2
"
560 H$="L8;B-;O3;C;L4.D;L8E-;L4C
;O2;L2B-"
570 PLAY A$+B$
580 PLAY C$+D$
590 PLAY E$+F$
600 PLAY G$+H$
610 RETURN
620 RETURN
630 'AMERICA
640 PLAY"T2V31O2"
650 A$="L4;G;G;A;L4.;F#L8G;L4;A;
B;B;O3;C;O2;L4.;B;L8;A"
660 B$="L4G;A;G;F#L3.;G;L4;O3;D;
D;D;L4.;D;L8C;O2;L4;B;O3"
670 C$="C;C;C;L4.;C;O2;L8;B;L4;A
"
680 D$="B;L8;O3;C;O2;B;A;G;L4.;B
;O3;L8;C;L4;D;L8"
690 E$="E;C;L4;O2;B;A;L3.;G"
700 PLAY A$+B$
710 PLAY C$+D$
720 PLAY E$
730 RETURN
740 'THE MARINES' HYMN
750 PLAY"T4V31"
760 A$="L4;O2;C;E;L2;G;G;G;G;L3;
G;L4;O3;C;O2;G;P4;E;F"
770 B$="L2;G;G;L4;F;L3.;D;L1;C;P
4;L4;C;E"
780 C$="L2;G;G;G;G;L3.;G;L4;O3;C
;O2;G;P4;L4;E;F"
790 D$="L2;G;G;L4;F;L3;D;L1;C;P4
;L4;O3;C;O2;B;L2;A"
800 E$="F;A;F;L3.;G;L4;A;G;P4;L4
;O3;C;O2;B;L2;A;F"
810 F$="L4;A;L3.;O3;C;O2;L1;G;P4
;L4;C;E;L2;G;G;G;G;L3.;G"
820 G$="L4;O3;C;O2;G;P4;L4;E;F;L
2;G;G;F;D;L1;C"
830 PLAY A$+B$
840 PLAY C$+D$
850 PLAY E$+F$
860 PLAY G$
870 RETURN
880 'ANCHORS AWEIGH
890 PLAY"O2;T5;V31"
900 A$="L1;G;C;L2;E;G;L3.;A;L4;E
;L1;A;O3;C;L2;D;O2;G;O3;L1;C"
910 B$="O2;A;L2;O3;C;O2;A;G;A;B;
O3;C;O2;F#;A;O3;D;C;L4;O2;B;P4"
920 C$="L2;G;F;D;L1;C;L4;E;G;L3.A
;L4;E;L1;A;O3;L1;C;L2;D;O2;G"

```

930 D\$="O3;L1;C;O2;A;L2;O3;C;O2;  
 A;G;A;B;O3;C;L4;E;P8;L8;G"  
 940 E\$="L4;F#;G;O3;D;P8;O2;L8;G;  
 L4;F#;G;L1;O3;C"  
 950 PLAY A\$+B\$  
 960 PLAY C\$+D\$  
 970 PLAY E\$  
 980 RETURN  
 990 'THE CAISSON SONG  
 1000 PLAY"V31T4O2"  
 1010 A\$="L4;G;L8;G;G;L4;G;P4;P1;  
 L4;D;L8;D;D;L4;D;L2;G;L4;G;E"  
 1020 B\$="L2;G;L4;G;E;L2;G;L4;G;E  
 ;L4.G;L8;A;L4G;E;L2;G;L4;E;F"  
 1030 C\$="L4;G;L2;F;L4;D;G;L2;F;L  
 4D;L1;C;P4;L4G;E;L2;G;L4;G;E"  
 1040 D\$="L2;G;L4;G;E;L4.;G;L8;A;  
 L4;G;E;L2;G;L4;E;F;G;L2;F;L4;D"  
 1050 E\$="G;L2F;L4;D;L1;C;P4;L4;G  
 ;G;L2;O3;C;C;O2;G;L4;G;G"  
 1060 F\$="L4.;A;L8;B;O3;L4;C;O2;A  
 ;L1;G;L4;O3;L4;C;L2;C;O2;L4;B"  
 1070 G\$="A;A;B;O3;C;L1;D;P1;O2;L  
 4;G;G;O3;L2;C;C;O2;L1;B"  
 1080 H\$="L3.;A;L8;B;O3;L4;C;O2;A  
 ;L2;G;L4;E;F;G;L2;F;L4;D"  
 1090 I\$="G;L2;F;L4;D;C;P4;G;G;G;  
 G;E;F;G;L2;F;L4;D;G;L2;F"  
 1100 J\$="L4;D;L1;C"  
 1110 PLAY A\$+B\$  
 1120 PLAY C\$+D\$  
 1130 PLAY E\$+F\$  
 1140 PLAY G\$+H\$  
 1150 PLAY I\$+J\$  
 1160 RETURN  
 1170 'YANKEE DOODLE  
 1180 PLAY"TV31O2"  
 1190 A\$="L4;F;F;G;A;F;A;G;P4;F;F  
 ;G;A;L2;F;E;L4F;F;G;A;B-"  
 1200 B\$="A;G;F;E;C;D;E;L2;F;F;L4  
 .;D;L8;E;L4;D;C;D;E;L2;F"  
 1210 C\$="L4.;C;L8;D;L4;C;O1;B;L2  
 ;A;O2;L4;C;L4.;D;L8;E"  
 1220 D\$="L4;D;C;D;E;F;D;C;F;E;G;  
 L2;F;F"  
 1230 PLAY A\$+B\$  
 1240 PLAY C\$+D\$  
 1250 RETURN  
 1260 'AMERICA THE BEAUTIFUL  
 1270 PLAY"TV31O2"  
 1280 A\$="L4G;L4.;G;L8;E;L4E;G;L4  
 .;G;L8;D;L4;D;E;F;G;A;B;L3.G"  
 1290 B\$="L4;G;L4.G;L8.E;L4;E;G;L  
 4.G;L8;D;L4;D;O3;D;C#;D;E"  
 1300 C\$="O2;A;L2;O3;D;L4;O2;G;O3  
 ;L4.;E;L4;E;D;C;L4.;C"  
 1310 D\$="L8;O2;B;L4;B;O3;C;D;O2;  
 B;A;G;O3;L3.;C;L4;C"  
 1320 E\$="L4.;C;O2;L8;A;L4;A;O3;C

;L2.;C;L8;O2;G;L4;G;G"  
 1330 F\$="A;O3;C;O2;G;O3;D;L3;C"  
 1390 PLAY A\$+B\$  
 1400 PLAY C\$+D\$  
 1410 PLAY E\$+F\$  
 1420 RETURN  
 1430 'STARS AND STRIPES FOREVER  
 1440 PLAY"O2;T5;V31"  
 1450 A\$="L2;G;G;L4;F;E;L2;E;L4;D  
 #;L1;E;P4;L4;D#;E;L2;E"  
 1460 B\$="L4;D#;E;L2;G;L4;E;G;L1;  
 F;L2;D;D;D;L4;C#;D"  
 1470 C\$="L2;D;L4;C#;D;L1;F;P4;L4  
 ;E;D;E;L1;G;L2;A;A"  
 1480 D\$="L1;D;P4;L2;G;G;L4;F;E;L  
 2;E;L4;D#;E;L1;E;P4"  
 1490 E\$="L4;D#;E;L2;E;L4;D#;E;F;  
 E;D;O1;B;O2;L1;D;L4;C;P4"  
 1500 F\$="L2;C;C;L4;O1;B;O2;C;L2;  
 E-;L4;D;C;L1;O3;C;O2"  
 1510 G\$="L4;C;D;E;G;C;D;E;G;P4;P  
 4;E;L1;D;C"  
 1520 PLAY A\$+B\$  
 1530 PLAY C\$+D\$  
 1540 PLAY E\$+F\$  
 1550 PLAY G\$  
 1560 RETURN

## LOWEST PRICES

### EDITTRON

EDITTRON is a Machine-Language, Full-Screen BASIC Program Editor. More powerful than any word processor for editing your BASIC programs. EDITTRON allows you to RUN and debug your programs without having to SAVE them in ASCII. 20 simple commands plus Auto-Numbering make EDITTRON an extremely powerful and time-saving BASIC programming aid. Requires 16K Extended Color BASIC.

### GOLDKEYS

GOLDKEYS is a 64K Machine-Language Keyboard Enhancement which adds these powerful new features to your Color Computer: Function Keys, Type-Ahead Buffer, Non-Destructive Cursor, Auto-Repeating Keys, Key Click, Enhanced Line Editor, and these Powerful Commands: BREAKON, BREAKOFF, ONBREAKGOTO, ONRESETGOTO, INPUTUSING, and much more! Requires 64K Extended Color BASIC.

Buy Either Program for \$20<sup>00</sup> on Cassette or \$22<sup>00</sup> on Disk  
 Buy Both Programs for \$35<sup>00</sup> on Cassette or \$39<sup>00</sup> on Disk

### SPECIALS

Color BASIC ROM 1.2 ..... \$30<sup>00</sup>  
 Disk Extended Color BASIC ROM 1.1 ..... \$30<sup>00</sup>  
 64K/128K RAM Buttons ..... \$3<sup>00</sup>

TERMS: Cashier's checks and Money Orders for immediate delivery • Personal checks allow 2 weeks • Orders over \$100 save 10% • California residents add 6% Sales Tax • Orders under \$25 add \$2 shipping • U.S. C.O.D. orders add \$4



4416 E. Chapman Ave., Suite 284  
 Orange, CA 92669  
 (714) 639-4070

**VIDTRON**

**\*FREE\*  
CATALOG**

# THE BIG 3



## THE LOGICAL CHOICES

---

---

### **DYNACALC®**

42 Four Seasons Center #122  
Chesterfield, MO 63017  
Ph: 314/576-5020

### Telewriter-64..

COGNITEC  
704 NOB ST.  
DEL MAR, CA 92014  
(619) 755-1258

### **Pro-Color-Series™**

DERRINGER SOFTWARE, INC.  
PO BOX 5300  
FLORENCE, SC 29502-2300  
(803) 665-5676

SEE ADS FOR THESE PROGRAMS IN THIS ISSUE. REFER TO THE ADVERTISER'S INDEX.

# Pro-Color-Series™

© 1984 by Derringer Software, Inc.

Now there's a series of programs that offers integration between the five major uses of a computer — Database, Word Processing, Spread Sheet, Communications and Graphics!

## PRO-COLOR FILE \*Enhanced\* 2.0 \$59.95

An all new version of PRO-COLOR-FILE will once again leave its mark as the most flexible database in its price range for the Color Computer.

• 60 Data Fields • 1020 BYTE RECORDS • TRUE MULTI DRIVE SUPPORT  
• 4000+ RECORD CAPACITY • 4 USER DEFINED DATA ENTRY SCREENS • 28 MATH EQUATIONS • IF-THEN-ELSE FUNCTIONS IN EQUATIONS • FILE-WIDE RECALCULATION • 8 USER DEFINED REPORT FORMATS • 6 USER DEFINED LABEL FORMATS • TOTAL FIELDS ON REPORTS • SUMMARIZE FIELDS • SEND REPORTS TO PRINTER, SCREEN OR TEXT FILE • FAST ML SORT (750 RECORDS IN LESS THAN 5 MINUTES) • CREATE UP TO 16 INDEXES FOR SORTING OR REPORTING RECORDS • AUTO KEY REPEAT • KEYBOARD CLICK • STORES FORMATS FOR REPEATED USE • CUSTOM SELECTION MENUS • PASSWORD PROTECTION • CREATES FILES COMPATIBLE WITH DYNACALC® •

Because of PRO-COLOR-FILE's ability to send reports to a text file, this means you can use your favorite communications program to transmit reports to other computers or read them in with your favorite word processor for creating customized reports. You can also convert ASCII files from your favorite spread sheet program into data files that can be accessed for further reporting and analyzing. PRO-COLOR-FILE is also supported by the PRO-COLOR-FILE National Users Group with quarterly newsletters. Join the rest of the world and discover for yourself what you've been missing.

## PRO-COLOR-DIR \$21.95

Need to organize all your diskettes so you know where each program is? PRO-COLOR-DIR will read your directories and create a master data file that can be accessed by PRO-COLOR-FILE for sorting and reporting. 1000+ records can be stored on one diskette with valuable information about each program.

• DISK ID NAME • FILENAME/EXT • TYPE OF FILE • DATE CREATED • DATE UPDATED • NUMBER OF GRANS ALLOCATED • NUMBER OF SECTORS ALLOCATED AND USED • MACHINE LANGUAGE ADDRESSES •

A diskettes directory can be re-stored in the data file with old entries deleted and new ones appended automatically. You can obtain hard copies of the information and create labels of the filenames for placing on the diskette itself.

## MASTER DESIGN \$29.95

This graphics program does more for you than just hi-res graphic editing. It will generate lettering in hi-res graphics that can be different sizes, skinny, bold, textured, drop shadowed, raise shadowed or tall. It will also interface with the Telewriter-64 word processor for printing hi-res displays with your letters.

As a graphics editor, it takes full advantage of all the extended BASIC hi-res graphic commands. Create boxes, circles, lines, copy displays and utilize GET and PUT features. Some added commands include mirror reflection, turn displays backwards or upside down, Squish displays, create dot patterns for shading, or diagonal lines for creative backgrounds.

Special text files created with the Letter Head Utility allow you to access hi-res graphics from Telewriter-64, your own BASIC programs or PRO-COLOR-FORMS.

MASTER DESIGN comes with its own screen dump routine which interfaces with all popular dot matrix printers that have dot addressable graphic ability.

See reviews in:  
July '84 Rainbow, Oct. '84 Hot CoCo Telewriter-64 © 1983 by Cognitac

## PRO-COLOR-FORMS 2.0 \$29.95

PRO-COLOR-FORMS will access data files you create with PRO-COLOR-FILE and merge them with a letter or place them on pre-printed forms such as statements. Any field of information from your data file can be placed anywhere and repeated as many times in the letter or on the form. You can use the built in ML text editor for creating the form or use your favorite word processor.

• DESIGN UP TO 6 FORMATS AT ONE TIME • USER DEFINED PAGE SIZE  
• SUPPORTS SPECIAL PRINTER CONTROL CODES • RIGHT JUSTIFICATION • PASSWORD PROTECTION • MERGES WITH GRAPHICS FROM MASTER DESIGN •

If you use our graphics program MASTER DESIGN, you can merge graphics with your forms for added enhancements. Have your graphic letter head printed at the top of each letter or incorporate designs, bar graphs or any display created within the form itself.

**Buy any 3 and deduct 10% — Buy all 4 and deduct 15%**

Shipping: Include \$3.00 for UPS shipping, \$6.00 postal, \$12.00 overseas  
Send orders to: Derringer Software, Inc. P.O. Box 5300, Florence, SC 29502-2300  
VISA/MasterCard customers call: (803) 665-5676 10:00 am to 5:00 pm EDT

NEW

## DYNACALC®

THE BEST SPREAD SHEET PROGRAM ON THE MARKET\* \$99.95 (Includes DYNAGRAPH®)  
\$89.95 IF PURCHASED WITH ANY OF THE ABOVE PROGRAMS.

# MORE FROM DERRINGER SOFTWARE

## TELEGRAPHICS

© 1985 by Derringer Software, Inc.

### PRINT HI-RES GRAPHICS WHILE USING TELEWRITER-64!

Use your CoCo Max, Graphicom or any other graphics editing program to create your own letter heads or sales charts and then print them while you're using Telewriter-64. It's the perfect way to add that personal touch to your correspondence.

**Telegraphics** comes with a hi-res screen print routine that interfaces with Radio Shack, Epson, Gemini, C-Itoh and Okidata printers having dot-addressable graphics. A simple modification to Telewriter-64 will allow you to exit Telewriter via the DISK I/O MENU and print out the graphic without affecting any of your text in the buffer. Using Telewriter's partial print option you could have a sales chart or any other graphic printed right in the middle of your document.

This is the same feature that is included in our MASTER DESIGN program. Since we felt you don't need to buy two graphics editing programs, we have made this feature available at a reduced price.

#### SPECIAL INTRODUCTORY OFFERS!

TELEGRAPHICS — \$19.95

TELEWRITER-64 + TELEGRAPHICS — \$64.95 (SAVE \$15.00)

COCO MAX + TELEGRAPHICS — \$74.95 (SAVE \$15.00)

ALL 3 PROGRAMS — \$129.90 (SAVE \$19.95)

*(Available Only On Disk)*

*(No Other Discounts Applicable)*

## DYNAGRAPH

© 1984 by Derringer Software, Inc.

### A utility program for owners of DYNACALC®

DYNAGRAPH will transfer graphic files from DYNACALC to standard graphic files for further enhancing and labeling by graphic editing programs such as MASTER DESIGN.

DYNACALC stores its graphic displays in a way that is not accessible by the standard LOADM command. DYNAGRAPH will convert these to files that can be LOADMed by most any graphics editing program such as MASTER DESIGN. DYNAGRAPH will also convert a standard hi-res display into the format that is needed by DYNACALC. DYNAGRAPH can also reduce a graph vertically and horizontally so that multiple displays can be combined into one.

DYNAGRAPH — \$19.95

MASTER DESIGN — \$29.95

DYNAGRAPH + MASTER DESIGN — \$44.95

DYNACALC — \$99.95 (DYNAGRAPH INCLUDED!)

ALL 3 PROGRAMS — \$119.95

## SIMON

© 1984 by Derringer Software, Inc.

Wouldn't it be nice if you could run through a BASIC program, answer prompt after prompt, and then have the same responses generated again with the touch of one key? You can with **SIMON!**

**SIMON** will "watch" you run through any BASIC program and keep track of every keystroke you make. The keystrokes can be saved in a disk file so the next time you want to perform the same procedure, **SIMON** will do it for you.

**SIMON** can remember 6000 keystrokes (including mistakes) and will faithfully repeat them for you at anytime. A custom menu can be created so that the press of one key will have **SIMON** run your BASIC program(s) and select the appropriate command file to use. You can even have **SIMON** pause at any input so that you can enter information that won't be the same each time.

**SIMON** is perfect for any type of reporting, file maintenance or any other program that requires a sequence of prompts to be answered each time it's used. This works especially well with our PRO-COLOR-SERIES programs.

Requirements: 64K Color Computer with Disk.

**\$24.95** (Disk Only)

## SIDE WISE™

© 1984 by Derringer Software, Inc.

**SIDE WISE** makes your printer do something you never thought possible — **print side ways!** Print out an ASCII spread sheet file that has up to 255 characters per row for easier viewing. No more hassles with trying to hold sheets together!

**SIDE WISE** will read in any ASCII text file and print it out side ways using a Radio Shack, Epson, Okidata, C-Itoh or Gemini printer. The only requirement is that your printer has dot-graphics ability. **SIDE WISE** reads any ASCII file including BASIC programs and word processor files.

Add a new "twist" to your printer's capabilities!

**\$19.95** (Disk Only)

Include \$3.00 for UPS Shipping — \$5.00 U.S. Mail — \$9.00 Air Mail  
Checks, Money Order, VISA or MasterCard

Derringer Software, Inc.

P. O. Box 3300 — Florence, S. C. 29502-3300

(803) 665-5676



```

2000 K$="";N=0:CLS3:PRINT@5,"4TH
OF JULY MUSICFEST";:PRINT@41,"B
Y T.C. TAULLI";
2010 PRINT@76,"(C) 1985";
2020 PRINT@160,"(1) THE STAR-SPA
NGLED BANNER"
2030 PRINT"(2) AMERICA"
2040 PRINT"(3) THE MARINES' HYMN
"
2050 PRINT"(4) ANCHORS AWEIGH"
2060 PRINT"(5) THE CAISSON SONG"
2070 PRINT"(6) YANKEE DOODLE"
2080 PRINT"(7) AMERICA THE BEAUT
IFUL"
2090 PRINT"(8) STARS AND STRIPES
FOREVER"
2100 PRINT"(9) QUIT"
2110 K$=INKEY$
2120 IF K$<>" "THEN2140
2130 GOTO 2110
2140 N=VAL(K$)
2150 IF N=9 THEN 2360
2160 IF N<1 OR N>8 THEN 2110 ELS
E 2180
2170 GOTO 2140
2180 GOTO 2210
2190 ON N GOSUB 480,640,750,890,
1000,1180,1270,1440
2200 GOTO 2000
2210 CLS 3:PRINT"WOULD YOU LIKE
A GRAPHICS SCREEN (Y/N)?"
2220 K$=INKEY$
2230 IF K$="Y" THEN 2260
2240 IF K$="N" THEN 2280
2250 GOTO 2220
2260 R=RND(2):IF R=2 THEN GOSUB
50 ELSE GOSUB 2460
2270 GOTO 2190
2280 G=0:CLS
2290 R$=STRING$(10,CHR$(191))
2300 W$=STRING$(12,CHR$(223))
2310 B$=STRING$(10,CHR$(175))
2320 PRINT@G,R$;W$;B$;
2330 G=G+32

```

```


2340 IF G>480 THEN 2370
2350 GOTO 2320
2360 CLS:END
2370 IF N=1 THEN PRINT@228,"THE
STAR-SPANGLED BANNER";
2380 IF N=2 THEN PRINT@236,"AMER
ICA";
2390 IF N=3 THEN PRINT@231,"THE
MARINES' HYMN";
2400 IF N=4 THEN PRINT@233,"ANCH
ORS AWEIGH";
2410 IF N=5 THEN PRINT@232,"THE
CAISSON SONG";
2420 IF N=6 THEN PRINT@233,"YANK
EE DOODLE";
2430 IF N=7 THEN PRINT@230,"AMER
ICA THE BEAUTIFUL";
2440 IF N=8 THEN PRINT@228,"STAR
S AND STRIPES FOREVER";
2450 GOTO 2190
2460 PMODE 3,1
2470 SCREEN 1,1
2480 PCLS 3
2490 A$="C5;U4;R5;U30;R60;U1;R5;
D1;R60;D30;R5;D8;L29"
2500 B$="H13;L50;G13;L29;U4"
2510 DRAW"BM60,81"+A$+B$
2520 LINE(205,80)-(195,191),PSET
,BF
2530 LINE(50,80)-(60,191),PSET,B
F
2540 PAINT(71,84),5,5
2550 A$="C5;L2;D2;R2;D2;R2;D2;R2
;D2;D2;D2;L2;D2;L2;D2;L17"
2560 B$="D2;L1;D41;G15;R93;H15;U
42;L19"
2570 C$="U2;L2;U2;L2;U7;R2;U2;R2
;U2;R2;U2"
2580 DRAW"BM116,70"+A$+B$+C$
2590 PAINT(111,90),5,5
2600 A$="C3;H20;U22"
2610 DRAW"BM137,150"+A$
2620 RETURN

```

## Robotize Your Co Co with EMC

Our unique expansion hardware enables you to create a versatile automated control system. All EMC boards come fully assembled and computer tested.

- |  |                |
|--|----------------|
| <b>Model 100 Parallel Port (PIA)</b>   | <b>\$39.95</b> |
| Features: Two 8 Bit Bi-Directional Ports, 4 Control Lines, Sample Software Provided                          |                |
| <b>Model 200 Buss Driver</b>   | <b>\$89.95</b> |
| Features: TTL Fanout of 10, 2 Card Slots and Flexible Ribbon Buss Provided. Additional Connectors Available. |                |
| <b>Model 400 Mother Board</b>  | <b>\$44.95</b> |
| Features: 4 Slots, 5 Gold Pin Connectors, PC Board, for all Addr. Decoded Boards.                            |                |
| <b>Model 500 Motor Control Amp</b>   | <b>\$29.95</b> |
| Features: TTL Compatible, LED Direction Indicators, Drives DC Motors 500 MA Max at 12 VDC.                   |                |



**ELECTRONIC MOTION CONTROL**  
P.O. Box 17271 • ARPT Station  
Clearwater, Florida 33520

Dealer Inquiries Welcome

Purchases Add \$3.00 Shipping & Handling with Check • Shipping is FREE with Money Orders • Florida residents add 6% sales tax • Send for FREE Brochure • For information Call (813) 896-8295

## DISK UTILITY

*"... we will explore how we can make use of all 40 or 80 tracks on our drive and make CoCo use both sides of a double-sided drive."*

# Getting On The Right



# Track

**W**ith the dramatic price reduction of disk drives and the increased capacity they offer, it is only natural to wish CoCo could make use of them. The CoCo 2 now has 40-track drives as standard, and double-sided and 80-track drives are readily available.

As you know, Disk BASIC only uses 35 tracks on a single-sided disk, giving 68 granules of storage space. Each granule contains nine sectors with 256 bytes of information in each. In this article we will explore how we can make use of all 40 or 80 tracks on our drive and make CoCo use both sides of a double-sided drive.

## Double-Sided Drives

The best way to make use of double-sided disk drives is to fool CoCo into thinking that each side of the disk is a separate drive. There are two approaches to this. One is to revise the DOS (Disk Operating System) in the disk controller and the other is to actually modify the disk drive interface. Let's look at the DOS revision first.

## Revising the DOS

If you followed my earlier series called "Cooking with CoCo," you should be familiar with how to revise your DOS and move the result to an

*(Colin Stearman is currently a systems engineering manager for Boston Digital Corp., which manufactures computer-controlled milling machines. He is an electronics engineer with an interest in all aspects of computers and owns two Color Computers, a Sinclair ZX-80 and an IBM PC.)*

By Colin J. Stearman

EPROM. To demonstrate the DOS revision here, we will move the DOS into "all RAM" on our 64K CoCo and modify it there.

Inside the DOS is a table of four bytes which tell CoCo how to access each of the four possible drives. The values in Table 1 are combined with other data and sent to the controller port at address \$FF40. If you inspect this table you will find it contains the following:

Table Entry	Value	Drive
1	0000001	0
2	0000010	1
3	0000100	2
4	0100000	3

Table 1

This table starts at 55210 in DOS 1.0 and 55453 in DOS 1.1. I have shown the value in binary because it shows the pattern better. Bits 0, 1, 2 and 6 exactly correspond to four control lines coming out of the disk controller to the drives. These lines are on pins 10, 12, 14 and 32, respectively. These lines are called the drive select lines and Disk BASIC selects which drives see which line by simply removing pins in the plug on the ribbon cable as appropriate. This works, but presents us with a problem as you'll see shortly.

Disk drives are surprisingly standard on their pin assignments. Pins 10, 12 and 14 are the select lines from drives 0, 1 and 2. However, pin 32 is used to select the disk side on double-sided drives.

Most drives employ jumpers on the circuit board inside the drive to determine which drive select line is seen by

# REAL TIME CLOCK

Full featured, yet very easy to use, RTC-10 is a quartz-based, Time/Date clock contained in a compact ROM case. Supplied with simple to use basic and machine code programs. A 2-year + replaceable battery backup is included.



**NOW ONLY \$49.95**

Compatible with any Color Computer I or II with or without a Radio Shack or any other Multi-Slot unit. Compatible with all known plug-in packs. To use it with another plug-in pack without using a Multi-Slot, order the Y-cable below.

Completely assembled, tested and ready to plug-in and use, with programs included to set, read, and display the Time/Date on the screen. RTC-10 NOW ..... \$49.95

## ROM/PROJECT CASES

3 piece unit with hardware. ONLY ..... \$5.50  
PC BOARDS for 27XX type proms for above case. ONLY ..... \$4.00

## DISK CONTROLLER PACK

by HDS. For Coco I & II Gold contacts w/ROM ONLY ..... \$119

## COCO CABLES

All connectors have GOLD plated contacts.

MULTI-SLOT EXTENDER CABLE - 40 conductor, 8" to 15" (specify), 1 Male, 1 Female - STOP THOSE LOST CONTACT BLUES. - ONLY ..... \$21.95

Y-CABLE - 40 conductor, 1 ft. long, 1 Male, 2 Females. Lets you connect the RTC-10 to a disk, voice or any other plug-in pack. ONLY ..... \$27.95

DISK PACK EXTENDER CABLE - 40 conductor, 2 ft. long, 1 Male, 1 Female. Not for use with Multi-Slot. ONLY ..... \$22.95

DISK DRIVE EXTENDER CABLE - 34 conductor, 2 ft. long, 1 Male, 1 Female. ONLY ..... \$21.95

CUSTOM FLAT CABLES - Call

Custom Computer Products  
6 Dogwood Court  
Goshen, N.Y. 10924

(516) 783-7426

**ccp**

ADD \$3.00 PER ORDER FOR SHIPPING & HANDLING FOR C.O.D. INCLUDE AN ADDITIONAL \$3.00 NY RESIDENTS MUST INCLUDE SALES TAX

the drive, so for the drive to be able to be configured for any drive number and employ the side select signal, the ribbon cable must deliver *all* four signals to it. Therefore, it is essential you replace the Radio Shack ribbon cable from the controller to the drives with one which has all the pins in the drive plugs. The supplier who sold you the double-sided drives should be able to furnish this cable.

Now that we can get all four signals to any drive, the table can be modified to deal with double-sided drives. Bit 6 is used to select side 0 or 1, and bits 0 and 1 select which of the two drives to use. If you use double-sided drives, obviously the maximum number of actual drives is two.

Some thought also needs to be given to how the drives are to be numbered. Remember that only disks written on Side 0 of either drive will be compatible with a standard Radio Shack disk system. I have found Table 2 to be the best arrangement.

Drive	Side	Designation
0	0	0
1	0	1
0	1	2
1	1	3

Table 2

To get this arrangement the table will become:

Table Entry	Value	Drive
1	0000001	0
2	0000010	1
3	0100001	2
4	0100010	3

Table 3

The advantage of this configuration is the DIR0 and DIR1 will work just like a standard two-drive system, but with the added advantage that DIR2 will be on the back of the disk in Drive 0 and DIR3 on the back of Drive 1. Of course, other combinations are possible. Listing 1 will put your 64K CoCo in all RAM mode if necessary and modify as in Table 3. When the program finishes, try doing DIRs to each drive to check for successful patching.

The advantage of this DOS patching technique is that it is fairly simple to implement. However, if you use programs which contain their own DOS, this patch has no effect. The VIP series of programs is an example of this. To

access the double-sided capabilities of your drive independent of the software, a hardware approach is the only solution.

## Revising the Hardware

To achieve the same effect in hardware, the drive select signals output from the controller must be logically manipulated. We know from Table 1 the pattern which the controller normally puts out to select each drive; Table 3 shows what we would like the drives to see.

A circuit using a quad AND gate chip will perform this logic for us. In order to be completely "FLEX"ible, a switch is included to defeat the circuit. This is necessary because FLEX (and other CoCo DOSs) can deal with double-sided drives without hardware modifications.

Figure 1 shows the circuit. It is best mounted on a small circuit board inside the drive case where both the signals to be intercepted and a five volt supply are available. It is only necessary to intercept signals destined to reach pins 10, 12, 14 and 32; all others pass through to the drive as before. The selector switch can be mounted on the case back panel. The jumpers on each drive should be set to DS0 and DS1, respectively.

Also some brands of drives have head load solenoids — if your drive audibly clicks when accessed you have this feature. If you have two such drives I suggest you make the heads load when the motor is turned on, not when the drive select is activated.

This does mean that both drive heads load whenever either disk drive is accessed, but also saves a lot of wear and tear (not to mention noise) when both drives are sequentially accessed as when doing a COPY. This is achieved by removing the jumper on the disk circuit board from the "HS" position and placing it in the "HM" position.

## 40-Track Access

Many of you were disappointed when you discovered my DOS modifications in the "Cooking with CoCo" series did not fully incorporate 40-track drives into BASIC. Of course, there was a good reason for it. There are some very definite compromises which must be made before all 40 or 80 tracks can be used fully by BASIC. Let's discuss what they are and why, then you can decide whether or not to go ahead with them.

On Track 17, Sector 2 is a byte map which keeps track (pun intended!) of the used granules on the disk. This map is called the GAT (Granule Allocation Table). On a standard disk there are 35 tracks. One is used for the directory, leaving 34 for data. Each track is split into two granules. Hence, there are 68 granules on a disk, so the GAT has 68 entries.

The data stored in each entry tells the DOS whether the associated granule is available and if not, the data stored in the byte provides a chain of granules which comprise the particular disk file. When the DOS accesses a disk, the GAT is read into memory and written back as necessary when access is finished.

Therefore, there are four areas in RAM set aside for the four granule tables associated with drives 0-3. Because of some additional overhead there are 74 bytes in memory needed for each GAT. Immediately we can see the first problem. If we go to 40, or worse, 80 tracks, the granule count goes to 78 and 158. There's no room in RAM for the larger GATs.

This is where we arrive at the compromises. We can either reduce the number of drives usable and hence the total amount of RAM space needed for the GATs, or we can overlay the GATs for each drive in the same storage area and make sure we never open files on different drives simultaneously. (Multiple files may be open on the same drive, however.)

If you have DOS 1.0 the decision is easy. Because of some nasty bugs in the DOS, it is very unwise to ever have files open simultaneously on different drives. This makes the second choice the obvious one.

If you have 40-track drives it is possible to store three complete GATs in the available 296 bytes in RAM. The 296 is derived from  $4 \times (68+6)$ : the number of drives times the GAT length plus six bytes overhead. For the 40 tracks  $3 \times (78+6)$  results in 252 bytes being required, so by limiting the maximum number of drives to three we can have files open simultaneously on different drives because we can store three GATs at once in the available 296 bytes (assuming we have DOS 1.1, that is). However, if you have two double-sided 40-track drives, then you will want to use all four drives and must opt for compromise two, whether or not you have DOS 1.1.

### 80-Track Access

For those of you with the new 80-track drives, the problems are worse. First, one GAT plus overhead requires 164 bytes ( $79 \times 2 + 6$ ). Second, the routine which decides how to assign granules to a file only works up to 127 granules. Third, there is only room in the directory for 128 names, even though there are 158 granules on the disk. Let's take each problem in turn.

With each GAT requiring 164 bytes of RAM and only 296 available, we have little choice but to overlay the GATs for each drive and never open files on more than one drive at once if we wish to use all 80 tracks. But if we were to limit ourselves to 72 tracks, then the GAT would need 148 bytes and two could be stored in the 296 available bytes. As a result, we could allow up to two drives and also allow files to be open simultaneously on both. This may be a desirable compromise for some with DOS 1.1.

The granule allocation routine in DOS is quite clever. It allocates granules so they cluster around Track 17, the directory track. Therefore, as a disk fills up, granules are allocated evenly towards the outer and inner tracks centered about Track 17. Unfortunately, this routine cannot handle more than 127 granules; 80 tracks has 158 granules and 72 has 142, so this routine must be changed. I have replaced it in these circumstances with a simple routine which allocates granules starting at Track 0 and working linearly to the highest track.

There is nothing we can do about the third problem. The original DOS only uses nine sectors for the directory names, with eight names per sector. This patch already expands it to the remaining 16 sectors in the directory track, but this still only allows 128 names ( $8 \times 16$ ). This is not as bad as it seems. Although theoretically the 80-track drive can store 158 one-granule files, rarely are all files on the disk just one granule long. So, the available storage on the disk is 158 granules or 128 files, whichever comes first.

### The Patch Program

Listing 2 is the program to use to patch your DOS for the desired drive type. It puts the DOS in all RAM and patches it according to your instructions. It will properly patch both DOS 1.0 and 1.1, and change *all* BASIC commands to correctly deal with the number of

16K Tape — Extended Color BASIC  
32K Disk convertible from tape\*

## DO YOU KNOW HOW MUCH CASH YOU REALLY HAVE?

Do you know if you will run short of cash any time in the next year? If you know you won't, do you know the minimum cash surplus you'll have in the next year?

Either way, you'll gain from using the

## CASH PROPHECY

available from Everyone's Computer Co.

The CASH PROPHECY is an easy-to-use, high quality, menu-driven, household budget system that eliminates the hassle of recording every penny spent. No double-entry bookkeeping here!

It prophesies your future checking account balances and two interest-bearing savings accounts.

It's dynamic: it can re-forecast the next 52 weeks any time your household's income or spending plans change or you "bust" the budget.

It's the lazy man's budget system: it saves your regular expenses on tape or disk for recall. You can enter repetitive weekly, bi-weekly, and monthly income with a single record.

Your expenses vary from month to month. You have bi-monthly, quarterly, semi-annual, and annual expenses — some of them large. You can't possibly remember them all. The CASH PROPHECY reminds you when each is due.

If you are paid weekly or bi-weekly you will appreciate how the CASH PROPHECY recognizes that some months have more paychecks than others. You will applaud when it automatically compensates for the differences.

It was designed to report on the screen but will print out on demand.

It can schedule thousands of transactions under 73 different headings!

The CASH PROPHECY runs from tapes on CoCos with as little as 16K (Extended Color BASIC)! It is only sold on cassettes and comes with complete instructions that even novice CoCo users will understand!

\* Instructions are included to easily convert operations from tape to 32K disk.

You may personally use the CASH PROPHECY for only (U.S.) \$39.95! Shipping and handling charges are included in the continental U.S.; \$5 extra in Canada; \$15 extra otherwise.

To order, send your check or money order to:

EVERYONE'S COMPUTER CO.

P.O. Box 771-R  
Chesterfield, MO 63017

OR CALL

**(314) 536-1118**

Your money back if the CASH PROPHECY can't handle your household budget.

Dealer inquiries invited

tracks available. The syntax of the BASIC commands is not altered in any way.

It has been further designed to patch a DOS modified by the "Cooking with CoCo" articles. The syntax of the BASIC commands DSKINI and BACKUP were modified by this patch.

Unfortunately, the parameter which checks for the maximum allowable track value cannot be patched here. This is because this data tends to move around in memory depending upon how you configured the patch. Check Line 374 on Page 84 of the September 1984 issue and change it to CMPB #72 or CMPB #80, reassemble and repatch (if you use the 72- or 80-track system). This will allow the necessary number of tracks for both the modified commands. Check that article to see the format of the DSKINI command to select the number of tracks.

### Moving the GAT

One solution to the limited space for the RAM storage of the GATs exists: move its storage somewhere else where there is room for all the bytes. Because of the previously mentioned bugs in DOS 1.0, this option only exists for DOS 1.1 owners.

The very first question for DOS 1.1 owners who run Listing 2 concerns the address for the GAT — \$800 is the

normal place and will be used if no value is entered. The problem is deciding where to put the GAT. In the worst case, if you have four 80-track drives then you would need 656 bytes to store all four GATs, thus allowing multiple files to be opened simultaneously on all four drives. There is no such amount of protected storage in the RAM, but if you intend running in all RAM you could move the GAT storage up high in memory at or above \$E000.

In any case, I leave it entirely up to you where you locate the GAT storage. The program makes no tests to see that you have provided sufficient room or that the space is in fact available. It does assume when you enter a value other than \$800 that there is sufficient room for all four GATs plus overhead bytes. You can calculate the amount of storage needed from  $4 * ((\# \text{ of tracks} - 1) * 2 + 6)$ .

### Compatibility

One of the primary considerations before changing BASIC to handle the 40/80-track drives is that of compatibility. Obviously if you have 80-track drives and modified BASIC, you will not be able to read standard Disk BASIC disks. Because of the closer spacing of the tracks this was probably true even before you modified the DOS.

If you have 40-track drives it is not

so bad. You will be able to read and write disks formatted on the standard DOS without any trouble. If you format a 40-track disk which you wish to use on a 35-track system, then run the program in Listing 3 *immediately* after formatting. This will prevent the upper five tracks from being used, therefore maintaining compatibility. Remember, only run this program on a blank disk since it will not work if there is anything stored on the disk.

### Wrap Up

I hope this article has given you some insight into how to better use your disk drives. It is my understanding the new white drives for the CoCo 2 have 40-track capability. Try formatting a disk with the DOS patched for 40 tracks. The system will soon tell you if you do not have 40 tracks available!

I have tested the patches on 40-track drives but do not own an 80-track unit. I would like to thank RAINBOW reader Gino Latino of Melbourne, Australia, for help in this area.

If you run into problems with these patches I'd be pleased to hear from you. Just write me with a clear definition of the problem and include a stamped, self-addressed envelope (both are essential if you wish a response from me). My address is 143 Ash Street, Hopkinton, MA 01748.

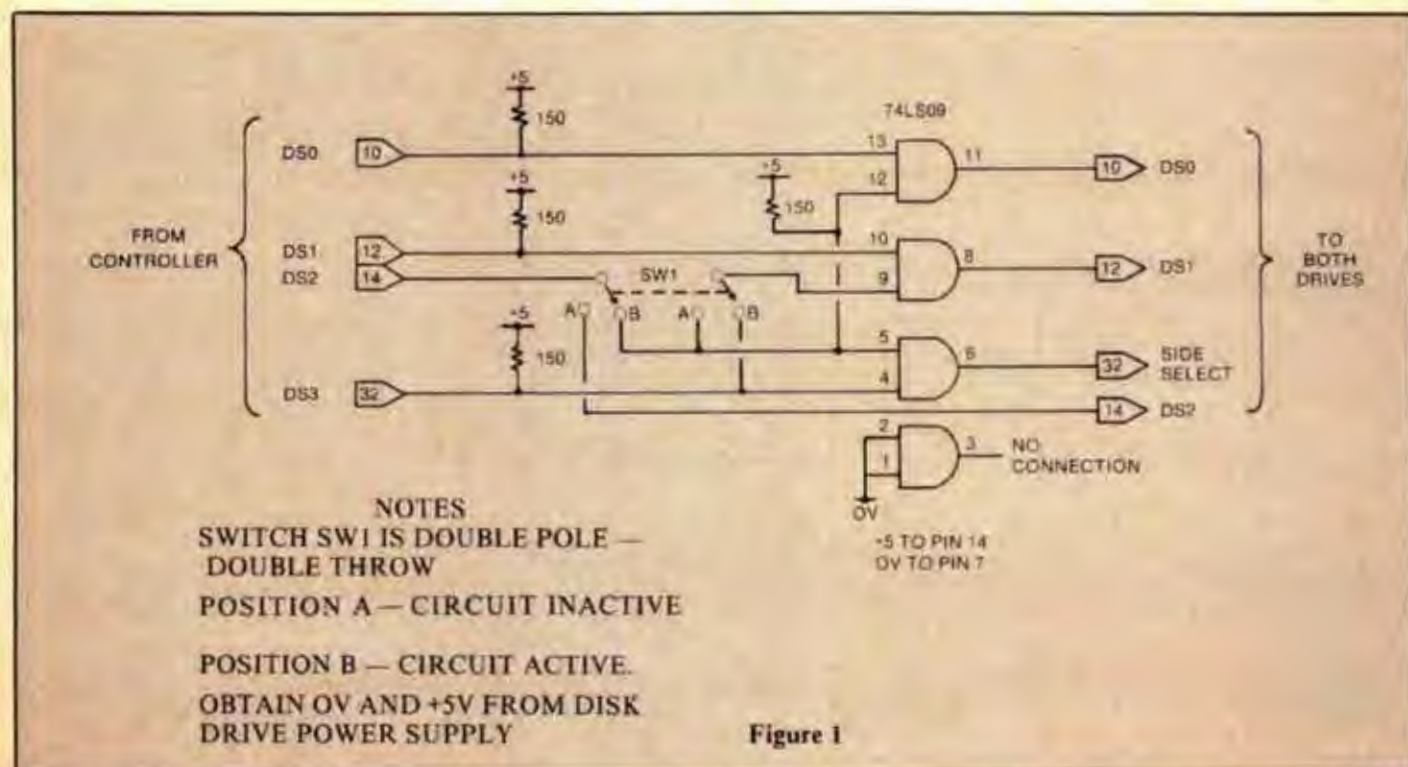


Figure 1

Listing 1: DBL SIDE

```

1 ' ----- LISTING #1 -----
10 ' DOUBLE SIDE DISK DRIVE BASI
C REVISIONS
20 ' COPYRIGHT 1985 C.J.STEARMAN
30 ' This will change the drive
access table
40 ' for 2 double sided drives.
50 '*****
*****
60 CLEAR 200,32511
70 'RAM RELOCATION PROGRAM
80 DATA 26,80,142,128,0,166,132,
183,255,223,167,128,140,224,0,39
,5,183,255,222,32,239,28,175,57
90 FOR A=32512 TO 32536
100 READ CODE:POKE A, CODE
110 NEXT A
120 'PUT COCO INTO ALL RAM IF NE
CESSARY
130 A=PEEK(&HE000):POKE&HE000,55
:IF PEEK(&HE000)<>55 THEN EXEC 3
2512
140 POKE&HE000,A
150 VER$=CHR$(PEEK(&HC140))+CHR$
(PEEK(&HC141))+CHR$(PEEK(&HC142)
)
160 IF VER$="1.0" THEN V=0:GOTO
190
170 VER$=CHR$(PEEK(&HC153))+CHR$
(PEEK(&HC154))+CHR$(PEEK(&HC155)
)
180 IF VER$<>"1.1" THEN PRINT"SO
RRY, DON'T RECOGNIZE YOUR DOS":S
TOP ELSE V=1
190 CLS
200 DIM PT(22,1)
210 FOR I =0 TO 22
220 READ P0$,P1$
230 PT(I,0)=VAL("&H"+P0$):PT(I,1
)=VAL("&H"+P1$):NEXT
240 ' DOS1.0,1.1 PATCH ADDRESSES
250 DATA C708,C735'GRANULES
260 DATA C78B,C7BB'GRANULES
270 DATA C7A0,C7D0'GRANULES
280 DATA C7BF,C7EF'GRANULES
290 DATA CC4C,CD26'GRANULES
300 DATA CDD9,CEB5'GRANULES
310 DATA D35F,D44D'GRANULES
320 DATA D1B0,D29D'TRACKS
330 DATA D572,D65F'TRACKS
340 DATA D595,D682'TRACKS
350 DATA D446,D534'TRACKS-1
360 DATA C72A,C75A'GRANULES (OR
1 IF OVERLAYING GAT)
370 DATA C8FC,C9AA'MAXIMUM ALLOW
ABLE DRIVE #
380 DATA CDC7,CEA3'MAXIMUM ALLOW

```

```

183,255,223,167,128,140,224,0,39
,5,183,255,222,32,239,28,175,57
100 FOR A=32512 TO 32536
110 READ CODE:POKE A, CODE
120 NEXT A
125 'PUT COCO INTO ALL RAM IF NE
CESSARY
130 A=PEEK(&HE000):POKE&HE000,55
:IF PEEK(&HE000)<>55 THEN EXEC 3
2512
140 POKE&HE000,A
150 VER$=CHR$(PEEK(&HC140))+CHR$
(PEEK(&HC141))+CHR$(PEEK(&HC142)
)
160 IF VER$="1.0" THEN V=0:GOTO
190
170 VER$=CHR$(PEEK(&HC153))+CHR$
(PEEK(&HC154))+CHR$(PEEK(&HC155)
)
180 IF VER$<>"1.1" THEN PRINT"SO
RRY, DON'T RECOGNIZE YOUR DOS":S
TOP ELSE V=1
190 CLS
200 DIM PT(22,1)
210 FOR I =0 TO 22
220 READ P0$,P1$
230 PT(I,0)=VAL("&H"+P0$):PT(I,1
)=VAL("&H"+P1$):NEXT
240 ' DOS1.0,1.1 PATCH ADDRESSES
250 DATA C708,C735'GRANULES
260 DATA C78B,C7BB'GRANULES
270 DATA C7A0,C7D0'GRANULES
280 DATA C7BF,C7EF'GRANULES
290 DATA CC4C,CD26'GRANULES
300 DATA CDD9,CEB5'GRANULES
310 DATA D35F,D44D'GRANULES
320 DATA D1B0,D29D'TRACKS
330 DATA D572,D65F'TRACKS
340 DATA D595,D682'TRACKS
350 DATA D446,D534'TRACKS-1
360 DATA C72A,C75A'GRANULES (OR
1 IF OVERLAYING GAT)
370 DATA C8FC,C9AA'MAXIMUM ALLOW
ABLE DRIVE #
380 DATA CDC7,CEA3'MAXIMUM ALLOW

```

180	.....	52
430	.....	154
660	.....	57
END	.....	131

Listing 2: 40-80

```

1 ' ----- LISTING #2 -----
10 ' 40/80 TRACK BASIC REVISIONS
20 ' COPYRIGHT 1985 C.J.STEARMAN
30 '*****
**
50 CLEAR 200,32511
60 DEF FNUB(X)=INT(X/256)
70 DEF FNLB(X)=X-256*FNUB(X)
80 'RAM RELOCATION PROGRAM
90 DATA 26,80,142,128,0,166,132,

```

IMAGINE!

COMPILED JOB CONTROL that lets YOU use your COCO as you wish, in ML, in 32 or 64 K. MULTIPLE TASKING, OVERLAYS, VIRTUAL MEMORY, change between CC and CC II, LINK and LOAD ML programs, any ASCII output editor, PROGRAM DISK BACKUP, \* NO SPECIAL OPERATING SYSTEM NEEDED \*, ALL IN ML. \* FAST \* \* RUNS IN EITHER DISK EXTENDED COLOR BASIC 1.0 or 1.1 \*

**LFAST-BEYOND ASSEMBLY-**  
IF YOU HAVE THE DESIRE TO DO SOMETHING SPECTACULAR IN ML.

Program disk/demo programs/42 page manual - \$68.50  
Manual separate \$8.50. FL residents add 5% state tax.  
CALL 305-793-2713 OR WRITE D.J. LEFFLER  
955 TRINIDAD ROAD, COCOA BEACH FL. 32931



```

ABLE DRIVE #
390 DATA CDED,CEC9'MAXIMUM ALLOW
ABLE DRIVE #
400 DATA D16D,D25A'MAXIMUM ALLOW
ABLE DRIVE #
410 DATA D43D,D52B'MAXIMUM ALLOW
ABLE DRIVE #
420 DATA C6A5,C6D2'MAXIMUM SECTO
R # FOR DIRECTORY
430 DATA C72D,C75D'GAT BASE ADDR
ESS
440 DATA C073,C07D'GAT BASE ADDR
ESS+0*(GRANS+6)
450 DATA C076,C080'GAT BASE ADDR
ESS+1*(GRANS+6)
460 DATA C079,C083'GAT BASE ADDR
ESS+2*(GRANS+6)
470 DATA C07C,C086'GAT BASE ADDR
ESS+3*(GRANS+6)
480 IF V=0 THEN GS$="800" ELSE
INPUT"GAT STORAGE ADDRESS IN HEX
($800)";GS$
490 GS=VAL("&H"+GS$)
500 IF GS=0 THEN GS=&H800
510 INPUT"40, 72 OR 80 TRACKS";T
RACKS
520 IF TRACKS<>40 AND TRACKS<>72
AND TRACKS<>80 THEN 510

```

```

530 GRANS=(TRACKS-1)*2
540 FOR I=0 TO 6
550 POKE PT(I,V),GRANS
560 NEXT
570 INPUT"PATCHING 'COOKING WITH
COCO' DOS(y/N)";X$:IF LEN(X$)=
0 THEN X$="N"
580 X$=LEFT$(X$,1)
590 IF X$="n" THEN X$="N"
600 IF X$<>"N" THEN 650
610 FOR I =7 TO 9
620 POKE PT(I,V),TRACKS
630 NEXT
640 POKE PT(10,V),TRACKS-1
650 IF GS=&H800 THEN 730
660 'CHANGE GAT STORAGE LOCATION
AND INTIALIZATION
670 POKE PT(18,V),FNUB(GS):POKE
PT(18,V)+1,FNLB(GS)
680 FOR I=0 TO 3
690 X=GS+I*(GRANS+6)
700 POKE PT(19+I,V),FNUB(X):POKE
PT(19+I,V)+1,FNLB(X):POKE X,0
710 NEXT
720 POKE PT(11,V),GRANS+6:GOTO81
0
730 IF TRACKS=80 THEN PRINT"80 T
RACK SYSTEMS MAY NOT HAVE FILE

```



# CINSOFT



PROGRAMS • PERIPHERALS • SUPPLIES • SERVICE

Free gift with any order placed on our exclusive "Electronic Shopping Service"

• Call •

513-396-SOFT



• Write •

2235 Losantiville, Cincinnati, OH 45237

SHIPPING will be charged at our ACTUAL COST  
Ohio residents add 5.5% Sales Tax COD add 2.00

• Shop by Modem •

513-396-SHOP



COD

NEW for 85...



**star**

10% off any interface with printer

**SG-10**

- 120 cps draft quality
- 30 cps NEAR LETTER QUALITY
- 2K buffer
- Proportional spacing

"Authorized" STAR MICRONICS Service Center

File Edit Goodies Font Style



The Hot Line...

- 300/1200 Baud
- Auto answer/dial
- Hayes compatible
- Real-time clock/calendar
- Auto redial
- Expandable



Options: Processor ..... \$98  
Alphanumeric display ..... \$99  
Modem plus both options ..... \$579

**PROMETHEUS**

Pro Modem 1200



CALL OR WRITE FOR

*Spring Catalogue Now Available*

Choose from our large selection of Coco products...

B5 ... Deft ... Dynacalc ... Elite ... HJL ... J & M ... Mark Data ... Metric Industries ... Michtron ... Microcom ... Tom Mix ... PBJ ... Speech Systems ... Sugar ... TCE ... VIP ... and more!



```

S OPEN SIMULTANEOUSLY ON 2 DIFF
ERENT DRIVES. DOING SO WILL GARB
LE YOUR DISKS. YOU MAY HAVE MULT
IPLE FILES OPEN ON THE SAME DRIV
E HOWEVER":MX=3:GOTO76Ø
74Ø INPUT"DO YOU WANT TO BE ABLE
TO OPEN FILES SIMULTANEOUSLY O
N
DIFFERENT DRIVES";A$
75Ø IF A$<>"Y" THEN MX=3 ELSE IF
TRACKS=4Ø THEN MX=2 ELSE MX=1
76Ø PRINT"MAXIMUM LEGAL DRIVE NU
MBER IS"MX
77Ø FOR I=12 TO 16
78Ø POKE PT(I,V),MX
79Ø NEXT
80Ø IF MX=3 THEN POKE PT(11,V),1
ELSE POKE PT(11,V),GRANS+6
81Ø POKE PT(17,V),18
82Ø IF TRACKS<72 THEN 92Ø
83Ø 'REVISE GRANULE ALLOCATION R
OUTINE
84Ø DATA 34,1Ø,63,84,27,9,63,8Ø,
4C,81,8E,24,27,2Ø,F3,35,1Ø,1F,89
,2Ø,28
85Ø OS=V*&H3Ø
86Ø FOR I=&HC794 TO &HC7A8
87Ø READ V$
88Ø VP=VAL("&H"+V$)

```

```

89Ø POKE I+OS,VP
90Ø NEXT
91Ø IF X$="Y" THEN PRINT"DON'T F
ORGET TO PATCH THE REVISIED
DSKINI/BACKUP MAXIMUM TRACK V
ALUE PER ARTICLE TEXT.
92Ø PRINT"ALL DONE"

```

Listing 3: 40-35

```

1 ' ----- LISTING #3 -----
1Ø CLS
2Ø CLEAR1ØØØ
3Ø PRINT@6,"4Ø TRACK -> 35 TRACK
"
4Ø PRINT@43,"CONVERSION":PRINT
5Ø INPUT"DRIVE NUMBER";DR
6Ø IF DR<Ø OR DR>3 THEN 1Ø
7Ø DSKI$ DR,17,2,A$,B$
8Ø IF LEFT$(A$,78)<>STRING$(78,2
55) THEN PRINT"DISK NOT EMPTY, C
ANNOT CONVERT":STOP
9Ø MID$(A$,69,1Ø)=STRING$(1Ø,Ø)
1ØØ DSKO$ DR,17,2,A$,B$
11Ø PRINT"DISK NOW COMPATIBLE WI
TH 35 TRACK RSDOS. DISK NOW
HAS"
12Ø PRINT FREE(DR);" GRANULES"

```

# PAYROL/BAS™

Increase the power of your Color Computer with useful business programs from Howard Medical

A dynamic tool for businesses and accountants, PAYROL/BAS™ cuts checks and keeps records for companies up to 100 employees. All you need is a computer with 64K Extended Basic, one disk drive and a printer, and PAYROL/BAS™ lets you:

- **Enter employee data** (name, address, SS#, FICA, taxes, deductions, profit sharing, insurance)
- **Cut checks.** (The program works with both pin-feed and friction-feed printers, and we can even supply the checks if you need them.)
- **Automatically calculates and stores** seven deductions, including federal, FICA, state, three of your choosing (such as city, profit sharing or insurance) and one miscellaneous
- **Will calculate tax** and print to screen for approval before printing check.
- **Keep ledgers** (including monthly listings of all checks, gross income, FICA, taxes, profit sharing, insurance)
- **Error correcting routine** lets you change data if you have made a mistake
- **Handles weekly, bi-weekly, semi-monthly and monthly** pay periods

Only **\$79.95** (\$2 shpg)



Computer Bulletin Board 312/278-9513  
Retail Store: 1690 Elston, Chicago

## WITH PAYROL/BAS™ YOU'LL ALSO WANT. . .

**941 Program:** Gives individual summaries and totals of check information to prepare 941 and state unemployment forms. **\$29.95** (\$2 shpg)

**W-2 Program:** To cut year-end W-2-s. **\$29.95** (\$2 shpg)

**VIP WRITER:** Powerful word processing program has all standard word-processing features PLUS automatic justification, pagination, centering options, as well as Error Detection and Undo Mistake features. A "flawless" program, according to Rainbow. **\$68.88** (includes VIP Speller) (\$2 shpg)

**VIP CALC:** Create business spread sheets, get up to 33K of work space in 64K. Calculation functions include trigonometry and sorting. **\$68.88** (\$2 shpg)

**VIP DATABASE:** Stores data and files of all kinds and allows you to combine VIP Writer files as well. Do mailing lists, inventories, menus and recipes, and more! **\$58.88** (\$2 shpg)

## OTHER PROGRAMS FROM HOWARD

**SAP II STOCK ANALYSIS PROGRAM:** Stores and tracks your stock portfolio's performance. A Howard exclusive. **\$19.95** (\$2 shpg)

**EPSON PRINTER TUTORIAL:** Menu driven program that teaches you how to use the different commands to unleash the full potential of your Epson printer. **\$24.95** (\$2 shpg)

Illinois residents add 8% tax. American Express, MasterCard, VISA accepted.

**SEND TO: Howard Medical Computers**  
Box 2, Chicago IL 60690 312/278-1440

Name \_\_\_\_\_  
Address \_\_\_\_\_  
City, State, Zip \_\_\_\_\_  
Please send (desc. & qty. - Ill. res. add 8% sales tax):

include card # \_\_\_\_\_  
exp. date \_\_\_\_\_  
**DEALER INQUIRIES INVITED** RB1284a

# The All-New Epson LX-80 Dual Mode Printer and J&M Controller

## CLOSEOUTS\*



### New Dual Mode EPSON

The new Epson LX-80 offers printing flexibility in two modes: one mode allows you to print in a quick (100 cps) dot-matrix style for programming and graphics, and the Near Letter Quality mode (16 cps) produces precise (240 dots per inch), beautiful type for correspondence, reports, and similar purposes. The LX-80 offers 160 different type-style combinations, including Pica, Elite, Enlarged, Emphasized, Condensed, Subscripts and Superscripts, and type-styles can be selected quickly from the top control panel or from program control. Comes standard in tractor feed, tractor option is also available.

LX-P package includes LX-80 with a serial interface with 2K buffer, a Color Computer to Epson cable, and Printer Tutorial that teaches you how to program the different type styles (\$29.95 value).

LX-P: LX-80 package **\$317** (\$7 shpg)

ET-1 tractor option for LX-80, \$29.50.

SF-1 Single-sheet feeder for the LX-80, \$145 (\$7 shpg).

### \*EPSON RX-80F/T+

RX-P package includes Epson RX-80FT+ printer, Epson serial interface, a serial Color Computer to Epson cable, and free Printer Tutorial. **\$317** (\$7 shpg).

### MONITORS

**123 Zenith 12" Green Screen**, 640 dots x 200 dots resolution, 15 MHz band width, **\$114** (\$7 shpg).

**122 Zenith 12" Amber Screen**, 640 dots x 200 dots resolution, 15 MHz band width, **\$134** (\$7 shpg).

\* **131 Zenith 13" Color Monitor** with speaker, composite & RGB jack, 240 dots x 200 dots resolution, 2.5 MHz band width, **\$334 \$149** (\$14 shpg).

**NEW: 141 Roland 13" Color Monitor** with speaker, 270 dots x 200 dots resolution, 4 MHz band width, **\$247** (\$12 shpg).

All monitors require video controller.  
Reverse video free with monitor order.

### MEMORY

64K Upgrades—1 Year Warranty

**64-E1 for E Boards** with complete instructions. Remove old chips and replace with preassembled package—no soldering or trace cuts. **\$52.45** (\$2 shpg).

**64-F1 for F Boards**, No soldering needed. Capacitor leads must be cut. **\$48.45** (\$2 shpg).

**64-2 for COCO 2**. Kit requires one solder point, no trace cuts. **\$48.45** (\$2 shpg).

### SURGE SUPPRESSOR

**SS-1** protects your data and equipment against power surges and transients. **\$16.25** (\$2 shpg).

### CONTROLLERS

**New Controller from J&M:** Has switch that allows either JDOS or RS DOS to be the disk operating system; eliminates software compatibility problems, while preserving the advantages of J&M's gold contacts and data separator. Also added to the DC-2 is a parallel port, which means a serial interface is no longer needed to make a parallel printer (like the Epson) work.

**DC-2 Disk Controller with JDOS \$138** (\$2 shpg)  
**RS-1: RS DOS ROM Chip, \$20.00** (\$2 shpg)

**DC-1 Disk Controller** reads and writes to 35 and 40 track single and double-sided drives for all models of the Color Computer w/ JDOS. **\$128** (\$2 shpg)

**VC-1 Video Interface** mounts inside Color Computer by piggy-backing IC on top of interface—no soldering, no trace cuts. All models give composite video & sound. **\$24.45** (\$2 shpg).

**VC-2 for COCO 2—mono only, \$26.45** (\$2 shpg)  
**VC-3 for COCO 2—both color and monochrome, \$39.45** (\$2 shpg).

**VC-4 for new Color Computer** (no sockets, chips are soldered to mother board). Attaches with spring-loaded clips. Color & mono. **\$39.45** (\$2 shpg).

### DRIVE O PACKAGE

359,424 byte package includes half-height, double-sided double-density TEAC drive with slim-line case and heavy-duty power supply, DC-2 J&M Controller, and a gold plated connecting cable. Accesses both 35 and 40 track disks.

D0-P package **\$354** (\$7 shpg)

### HOWARD QUALITY STANDS



**New TS-1X Monitor Stand:** Designer-beautiful stand with clear corner posts, easy side access to ROM port, reset and on/off buttons. **\$39.50** (\$3 shpg).

**TS-1:** Standard 13" monitor stand for the original Color Computer. Specify black, ivory or clear. 15" x 11" x 4". **\$29.50** (\$3 shpg).

**TS-2:** Same as above for the COCO 2. **\$29.50** (\$3 shpg).

**PS-1X Printer Stand** features new noise-suppressing foam top and cork base. 15" x 11" x 2 1/2". **\$24.95** (\$3 shpg).

### EPSON AND J&M

The EJ-P Package

The Epson LX-80 Printer teamed with our new J&M DC-2 Controller gives you top printing capabilities plus built-in switch gives JDOS or Radio Shack DOS so all software can run on your Color Computer. Package includes: Epson LX-80 Printer with ET-1 tractor option, DC-2 controller; parallel Color Computer to J&M cable; Epson Printer Tutorial (\$29.95 value).

Complete EJ-P package **\$425.00** (\$7 shpg)

### GUARANTEE

Howard Medical's 30-day guarantee is meant to eliminate the uncertainty of dealing with a company through the mail. Once you receive our hardware, try it out; test it for compatibility. If you're not happy with it for any reason, return it in 30 days and we'll give you your money back—no questions asked.



Howard Medical Computers

1690 Eblon Chicago 60622

Telephone (312) 278-1440

Computer Bulletin Board (312) 278-9513

Cat. No.	Quantity	Description	Unit Cost	Cost
			\$	\$
Daily check at Howard Medical Computers			Total Cost	
Check Cash # _____			Shipping	
Credit Card # _____			Ill. res. add 8%	
			COD (add 1%)	
Name _____			Total order	\$
Address _____				
City, State, Zip _____				



# The Biggest

# The Best



# The Indispensable

# The RAINBOW

It's called the *premier Color Computer magazine* for good reason. **THE RAINBOW** is the biggest, best, brightest and most comprehensive publication a happy CoCo ever had. Is there any wonder we get letters daily praising **THE RAINBOW**, the magazine our reader calls "A Pot O' Gold" for his Color Computer?

**THE RAINBOW** features more programs, more information and more in-depth treatment of the Tandy Color Computer than anyone else.

A monthly issue contains up to 300 pages and as many as two dozen programs. It regular columns and more than two dozen product reviews. And advertisements. **THE RAINBOW** is known as the medium for advertisers — which means every month it has a wealth of information, unavailable anywhere else, about new products! Thousands of programs are advertised in its pages every month.

But what makes **THE RAINBOW** is its people. People like Fred Serber, who writes special programs at the request of readers. Experts like Dick White and Joseph Keller, two of the most knowledgeable writers on BASIC Communications like F. Wayne Day, who stays abreast of telecommunications advances. Or, Dick Downard, **RAINBOW** technical editor, who answers our readers' toughest questions. Educators like Dr. Michael Pled and Steve Byrn, who show how CoCo can be used at home or school. Advanced programmers like Dale Puckett, who guides you through the sophisticated OS-9 operating system. Electronics expert like Tony DiStefano, who explains the "insides" of the CoCo. These people and many others, visit you monthly through columns available only in **THE RAINBOW**.

Every single issue of **THE RAINBOW** covers the wide spectrum of interests in the Tandy Color Computer — from beginners' tutorials and arcade games to telecommunications and business and finance programs. Helpful tidbits and do-it-yourself hardware projects make it easy and fun to expand your CoCo's capabilities. More than two dozen reviews monthly by independent reader reviewers take the guesswork out of buying new software and hardware products.

Join the tens of thousands who have found **THE RAINBOW** to be the absolute necessity for their CoCo. With all this going for it, is it surprising that more than 30 percent of **THE RAINBOW** subscribers renew their subscriptions?

We're willing to bet that, a year from now, you'll be doing the same. For more information call (502) 228-4492.

## Get Your Very Own Pot O' Gold!

Here's your chance to have a Pot O' Gold full of programs, articles and information about CoCo every month of the year! A subscription to **THE RAINBOW** is only \$31\* and you won't miss a single chock-full issue.

As the premier magazine for the Tandy Color Computer, **THE RAINBOW** has more of everything — and greater variety, too. Do yourself and your CoCo a favor and subscribe to **THE RAINBOW** today!

We accept VISA, MasterCard and American Express, Non-U.S. rates higher. U.S. currency only, please.

YES! Sign me up for a year (12 issues) of **THE RAINBOW**.

NEW  RENEW (Attach Label)

Name \_\_\_\_\_

Address \_\_\_\_\_

City \_\_\_\_\_ State \_\_\_\_\_ ZIP \_\_\_\_\_

Payment Enclosed (Payment must accompany order)

Charge:  VISA   MasterCard   American Express 

Account Number \_\_\_\_\_

Signature \_\_\_\_\_ Card Expiration Date \_\_\_\_\_

\*Subscriptions to **THE RAINBOW** are \$31 a year in the United States. Canadian rate is \$38 U.S. funds. Surface rate elsewhere is \$68 U.S. funds. Air mail \$103 U.S. funds. All subscriptions begin with the current issue. Please allow up to 5-6 weeks for first copy. In order to hold down non-editorial cost, we do not bill. Kentucky residents add 5% sales tax.

## Rainbow On Tape Tops Typing

Tired of spending all your valuable computer time typing in those long, but wonderful, **RAINBOW** programs each month? Now there is **RAINBOW ON TAPE** to help ease the pain.

Each month all the lengthy programs (over 20 lines) in **THE RAINBOW** can come to you ready-to-run, thanks to **RAINBOW ON TAPE**. At \$80\* per year — or \$10 a tape\*\* — it is the biggest bargain going. (Note: **RAINBOW ON TAPE** will not run on Dragon or MC-10 computers.)

Back issues are available beginning with April 1982 (except May 1983). Each month's tape will arrive at approximately the same time as that month's issue of **THE RAINBOW**.

YES! Sign me up:  NEW  RENEW (Attach Label)

A Full Year  A Month (Specify Month & Year \_\_\_\_\_)

Name \_\_\_\_\_

Address \_\_\_\_\_

City \_\_\_\_\_ State \_\_\_\_\_ ZIP \_\_\_\_\_

Payment Enclosed (Payment must accompany order)

Charge:  VISA   MasterCard   American Express 

Account Number \_\_\_\_\_

Signature \_\_\_\_\_ Card Expiration Date \_\_\_\_\_

\*Subscriptions to **RAINBOW ON TAPE** are \$80 in the United States, \$90 U.S. funds in Canada and \$105 U.S. funds in all other countries. In order to hold down non-editorial cost, we do not bill. Kentucky residents add 5% sales tax.

\*\* Individual back issues of the tapes are \$10 in the United States, \$12 U.S. funds for Canada and all other countries.

## What goes well with the *Rainbow*?



## Rainbow On Tape!

We call it the other side of THE RAINBOW and we may have to raise the price just to call your attention to it. With as many as two dozen programs every month, *Rainbow On Tape* is a luxury service at a bargain basement price.

What is it? *Rainbow On Tape* is a monthly, cassette tape adjunct to THE RAINBOW and it's brimming with all the programs (those over 20 lines long) that fill the pages of the magazine. All you do is pop the cassette in your tape recorder and they're ready to run. No more lost weekends — or weeknights — typing, typing, typing. With *Rainbow On Tape*, you can read the article in the magazine then, in seconds, you load it up and run it.

Yes, *Rainbow On Tape* is brimming with the programs that fill THE RAINBOW's pages each month. And, yes, you could type them in yourself, as many people do. But all of them? Every month? There simply isn't enough time.

Isn't it time your CoCo became a fulltime computer instead of a typewriter. Think how your software library will grow. With your first year's subscription, you'll get almost 300 new programs: games, utilities, business programs, home applications — the full spectrum of THE RAINBOW's offerings without the specter of keying in page after page and then debugging.

*Rainbow On Tape* — the "meat" of THE RAINBOW at a price that's "small potatoes." Food for thought. To get your first heaping helping, just fill out and return the attached reply card. No postage necessary.

Discover the other side of THE RAINBOW. It's not only a time-saver, it's the key to a whole new outlook!

**BUSINESS REPLY CARD**

First Class

PERMIT No. 1

Prospect, KY

POSTAGE WILL BE PAID BY ADDRESSEE

**RAINBOW**

P.O. Box 385

Prospect, KY 40059



NO POSTAGE  
NECESSARY  
IF MAILED  
IN THE  
UNITED STATES



**BUSINESS REPLY CARD**

First Class

PERMIT No. 1

Prospect, KY

POSTAGE WILL BE PAID BY ADDRESSEE

**RAINBOW**

P.O. Box 385

Prospect, KY 40059



NO POSTAGE  
NECESSARY  
IF MAILED  
IN THE  
UNITED STATES



# SPEED RACER

**SPEED RACER** is a super car race game written in the POLE POSITION™ type of arcade game. It has unbelievable scrolling 3D graphics! Unconditionally guaranteed to be the finest car race game ever written for the COCO. \$34.95  
Disk or Tape 32K.



**MichTron**

576 S. Telegraph Road  
Pontiac, Michigan 48053  
Orders & Info: (313) 334-6576

# Look, Ma No Switch!

By Tony DiStefano  
Rainbow Contributing Editor

**B**efore I get into this month's project, I want to thank my readers for being so good about calling me only on Monday nights. I have had many interesting calls, and not all on problems relating to my projects, either. Some just call me to discuss theory and hardware.

For all new readers to this column, let me explain what I am talking about. I have set aside Monday nights for people to call me about problems they might encounter in putting my projects together. My number [in Canada] is (514) 473-4910. If by chance you want to write me a letter, by all means do, but if you want a written answer please include a self-addressed, stamped envelope, otherwise I'll take it as just a point of interest. But please keep the calls to Monday nights.

The next thing on the agenda is a piece of software/hardware I had the pleasure of trying — the *CoCo Max* drawing package. The software part is great. The hardware part is used to read

the joystick (or in this case, a mouse) more precisely than the CoCo's internal joystick connection.

In my case, it was no problem to connect this ROM pack-looking adapter to CoCo; I have a Radio Shack Multi-Pak Interface. I just plug it in and away we go. This, however, might be a problem to users who have a disk drive and no Multi-Pak Interface: they both plug into the Expansion Slot on the side of the CoCo.

In order to have both the disk drive controller and the joystick connected together without a Multi-Pak, you need an adapter. These adapters (better known as 'Y' adapters), don't come cheap. I did an article on how to make a 'Y' adapter for your CoCo in the July 1983 issue ("Build A 'Y' Adapter For Your Disk Controller," Page 176). If you don't have it, call up RAINBOW to get a back issue. This adapter will work with the *CoCo Max* and isn't nearly as expensive.

## On with the Project

Once upon a time, long, long ago in a place far, far away I did a project on how to get inverse video on the CoCo. For those of you who are not familiar with the term "inverse video,"

let me explain: When you turn on the CoCo, you are greeted with a green square on the screen with black letters inside — the "normal" screen. When you enter in lowercase letters, you get this black square with a green letter in it. That is how you can tell it is lowercase.

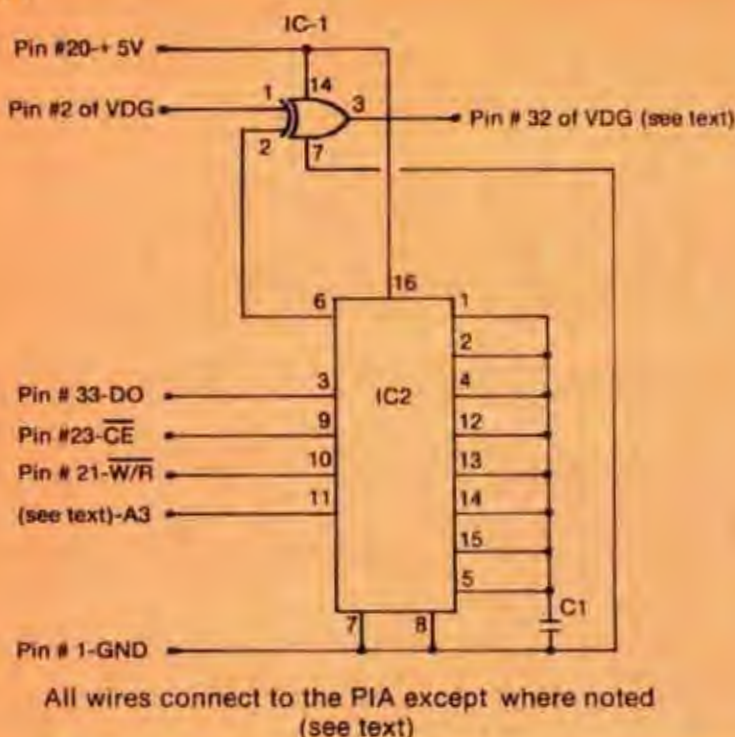
Anyway, the project was a modification so that the computer would show a totally black screen with green uppercase letters. The lowercase letters were black with a green square. Whatever was green before was now black and whatever was black before was now green. Consequently, the term "inverse video."

Included with the circuit was a switch so you could switch between inverse video and normal video. I also said if there was enough interest I would come up with a circuit that would let you do the switching (the part of the physical switch) in software. There was; I did; here it is.

This month, I will show you the circuit and how to connect it so a simple `PDKE` command will switch you between normal and inverse video. If you have an EPROM burner and know how to modify the DOS, you can have it built into the DOS. In order to build this

*(Tony DiStefano is well-known as an early specialist in computer hardware projects. He lives in Laval Ouest, Quebec.)*

Figure 1



circuit, you will need the standard kit builder's paraphernalia. You must also be unafraid of digging into your CoCo. As far as I know, this circuit will work on any version of the CoCo family.

The first part, as usual, is the circuit. Find in Figure 1 the circuit for this electronic switch. It consists of two chips and one capacitor. In order to understand how this circuit works, you must first know a little about the chips I used. The first chip is the 74LS86. This chip is a quadruple 2-input exclusive-or. Exclusive means one or the other but not both. This short truth table will help explain.

Input A	Input B	Output
L	L	L
L	H	H
H	L	H
H	H	L

H = High level (1) L = Low level (0)

In my circuit I used the 'B' input of one of the four gates as the inverter control. When 'B' is high the output is inverted with respect to the input 'A'. When 'B' is low, the output is the same with respect to the input 'A'. This is nothing new and it has been done before. A 74LS86 is almost always used for this purpose. If you were to put a

switch here, you would have an inverted controller, switchable by hand. My circuit goes one further.

The next chip is a little more tricky. What is required from this part of the circuit is a type of switch action with memory, which means memory mapping (remember last month?).

This puts theory to good use. Inside the CoCo there are two possible areas we can use: either the keyboard PIA (MC6821 or MC6822) or the DAC (Digital to Analog Convertor) PIA. They are mapped at \$FF00 (65280) and \$FF20 (65312), respectively. (I'll go into the differences between the two later.) Both of these I/O areas are 32 bytes long. The functions these I/O areas control (the PIA) require only four bytes, and the other 28 bytes are memory mirrored. What this chip does is decode this area into two halves. This becomes either \$FF10 (65296) or \$FF30 (65328), depending on what PIA you hook it up to.

In order to do this, we need four signals. The first is the chip enable from the PIA that selects the 32 bytes. The next is the Read/Write line, to make the memory mapped byte a write-only byte. The next signal needed is address line #3, which is the address line needed to get us the two halves of the area. The final signal needed is a data line

so we can write a signal to control the 74LS86 and latch it. All this adds up to a one-bit latch that can be changed by software; our one output needed to feed the 'B' input (control) of the 74LS86.

The chip used is a 74LS151. This chip is a one-of-eight Data Selector/Multiplexer. Although the chip is not known for its latching capabilities, my good friend and co-worker Larry Callahan and I worked out a way to latch the output with the input by using a small capacitor. By feeding the output to all of the inputs but one with a capacitor, it acted as a latch with the last input as a control. We then used the inverting output as a latched bit to control the input 'B' of the 74LS86.

When a zero is written to chip it is remembered by the capacitor and other inputs. When a 1 is written to the same location, it is remembered as well. That is all there is to it. For more information on these and all the "74LS" family of chips, refer to *The TTL Data Book* by Texas Instruments. By the way, the value of the capacitor is a mere 100 PF at 50 volts.

To construct this circuit, I used a little piece of perf board one-half inch by two inches and stuck it on top of the PIA using double-sided tape. I ran the wires along the sides to the proper pins of the PIA and the VDG (MC6845). I soldered directly to the pins of the PIA and VDG, though, some like to use a socket so as not to damage the components themselves.

All of the wires just need to be connected but, there is one pin that has to be lifted out of its socket; that is pin #32 of the VDG. If your VDG is not soldered in, just remove it, bend the pin up on an angle, replace the chip back in its socket, and then solder your wire to the lifted pin. If your VDG is soldered in, you will have to cut the pin using a sharp, pointed knife. Be careful not to damage the adjacent pins. If you use a socket, bend the pin of the socket and solder your wire to the bent socket pin. Solder all the wires to the perf board according to the schematic diagram. Solder all the wires to their respective pins on the PIA.

All the pins except A3 solder to the PIA. There are several places to get A3. It is pin #22 on the cartridge connector, pin #12 on the CPU (MC6809E), pin #5 on either ROMs or pin #19 on the SAM (MC6883). This brings us to the PIA.

Which PIA should you use? Well, that all depends on whether you want the screen to go back to the inverse mode when you hit Reset. If you put the circuit on the DAC PIA, the software switch will stay in the same position until you turn off the computer or change it. If you put the circuit on the keyboard PIA, the screen will default to the inverse mode every time you hit the Reset key. The choice is up to you.

The poke will be the same, though the addresses will be different depending on which PIA you use. If you have it on the DAC PIA the address to POKE into is \$FF30 (65328) and the keyboard PIA has the address set to \$FF10 (65296). From now on, if you want to change the state of your screen from one to the other, and the circuit is connected to the DAC PIA, all you have to do is:

POKE 65328,0 for Inverted Video  
POKE 65328,1 for Normal Video

for the keyboard PIA, the command is:

POKE 65296,0 for Inverted Video  
POKE 65296,1 for Normal Video

This modification should not interfere with the normal operation of the computer. It will only invert text in the text mode. None of the graphics mode will be affected and none of the colors of the PSET or PRESET will be changed. One more thing! The chips for this project are not available from Radio Shack, but most electronics parts mail order houses have them. There is nothing special about these chips. If you can't find them, try JDR Microdevices, 1224 S. Bascom Avenue, San Jose, CA 95128. The telephone number is (408) 995-5430.

In closing, I would like to say I have been getting a few letters from readers who are interested in making a computer storage scope using the CoCo. The average price for such a scope starts at about \$10,000. The hardware that goes into one also costs big bucks.

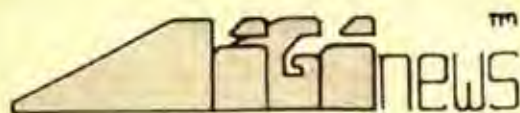
To try to make a project of one in this column is not quite possible. First of all, the CoCo is not a fast enough computer to make it worthwhile. Second, the hardware required would

run up a bill I don't have the means of paying. And last of all, the time it would take to develop a schematic, you would be lucky to get it by 1999. But keep your ideas coming.

#### Parts List

Part	Description
IC-1	74LS86
IC-2	74LS151
C1	100pf 50V
Miscellaneous	Perf board, Wire, 14-pin socket, 16-pin socket

(A note to the "Adding A Numeric Keypad To Your CoCo" (April 1985) article. A reader sent in a letter saying that you can get a keypad for this project from California Digital, P.O. Box 3091 B, Torrance, CA 90503, 800-421-5041 or 213-679-9001. The item is: HITEC 15-key numeric keypad.)



FORT QU'APPELLE -- DUE TO THE NUMEROUS REQUESTS FOR SINGLE ISSUES OF DIGINEWS FOR COCO -- "TO SEE WHAT IT'S LIKE" -- SAMPLE COPIES OF DIGINEWS+4 ARE NOW AVAILABLE FOR \$6.50\* EACH (CURRENT SUBSCRIPTION RATE CARD WILL BE INCLUDED). SEND YOUR CHECK OR M.O. TO:

DIGINEWS  
P.O. Box 1340  
FORT QU'APPELLE, SASK.  
CANADA S0G 1S0

PIETER VAN DER BREGGEN,  
PUBLISHING EDITOR, DIGINEWS.

\* U.S. residents pay in U.S. funds.  
Canadian resident pay in CDN funds.

Color Computer and CoCo2 are Trade Marks of Tandy Corporation.

## Dyson Software presents PROPERTY MANAGEMENT & REPORT SYSTEM

A new, easy-to-use system for  
property owners and managers.

#### FEATURES:

- ★ Completely menu-driven
- ★ Comprehensive reports, include:
  - Income and Expenses:
    - All properties
    - By Tenant
    - By Property
  - Mortgage Schedule
  - Mailing Labels
  - Property Profile
  - Rent Schedule
- ★ Handles single or multiple units

#### IDEAL FOR LANDLORDS AND REAL ESTATE PROFESSIONALS.

Min. Req. 32K Ext. Basic w/1 Drive  
Special introductory Price \$99.50 post paid

Distributed by



**POLYGON COMPUTERS**

1316 Wilshire Blvd., Suite 206  
Los Angeles, CA 90017

(213) 483-8388

Ca. Res. 6 1/2% tax  
Visit our Retail Store

Shipping: \$2 Software  
Charges: \$5 Hardware





# Elite Software

NOW AT:

## Radio Shack®

Available Via Express Order

### What to look for when buying application software . . .

**EASE OF USE**—At Elite Software we know you want programs that are easy to use. You want software that has a simple command structure with commands that are easy to remember. We've had *NINE* magazine reviews that acknowledge the ease-of-use of our programs. • **FEATURES**—Elite Software has powerful features. Why buy an island (one program that does only one job)? Remember, when you buy one program from our system, you also get *EXPANDABILITY*. • **PERFORMANCE SPEED**—Some application programs run disappointingly slow. At Elite Software we pay careful attention to things like Sorting, Screen Re-write, Calculation, and Output processing times. Not all software "plays" the same. Elite Software *DOES* make a difference.

#### All of our Software Features:

- ★ Superior Ease of Use
- ★ Cross-file Compatibility
- ★ Printer Compatibility
- ★ Comprehensive Manual
- ★ Nationwide User-group Support
- ★ Handsome Vinyl Binder
- ★ Revision Upgrade Program

Elite-Word


Elite-Spel

Elite-Calc

Elite-File

Radio Shack is a trademark of Tandy Corporation

Now Available For:  
**WORD-PAK**

Elite Software /  inc.

Elite-Calc

Elite-Word

Elite-Spel

**NEW!**

SAME POWERFUL FEATURES + 80 COLUMN DISPLAY  
Specify Disk or Tape, \$79.95 each + \$3.00 Shipping/Handling  
These versions not available at Radio Shack

SAME POWERFUL FEATURES + 80 COLUMN DISPLAY  
Specify Disk or Tape, \$39.95 each or \$20.00 when purchased  
with Elite-Word + \$3.00 Shipping/Handling.

#### WORD - PAK I

Hardware - List \$119.95  
Our Price \$105.00 + \$3.00 Shipping/Handling  
"Y" Cable Connector \$25.00

#### WORD - PAK II

Hardware - List \$149.95  
Our Price \$125.00 + \$3.00 Shipping/Handling  
"Y" Cable Connector \$25.00

#### SPECIAL - BUY

Elite-Calc or Elite-Word  
with WORD -PAK  
and deduct 10%  
from total price.

SEE NEXT PAGE FOR ORDER INFO . . .

Elite Software 201 Penn Center Blvd., Suite 301, • Pittsburgh, PA 15235 • (412)795-8492

**NEW!**

# Elite•Calc™/3.0

How do you improve a widely acclaimed worksheet program that's already powerful, fast, and easy to use? We've added new features, more commands, four screen displays, while maintaining excellent

ease of use and full compatibility with all existing Elite•Calc worksheets. You have more power and flexibility than ever before! Elite•Calc/3.0 is your best choice, and it's waiting to work for you.

**WINDOW - TITLE LOCK**  
Holds Column and/or Row Titles

**IMPROVED STORAGE**  
Stores 30% More Information

**FOUR SCREEN DISPLAYS**  
Features 2 Hi-Res Screens

**ZAP COMMAND** - wipes out numbers...leaves text & formulas



Elite•Calc/3.0 offers TWO 51 character displays

Special Elite•Calc/PBJ version for Word-PAK

Existing Elite•Calc users — contact us for upgrade pricing  
**CALC-LIST** is a separate, machine language, utility that works independently of Elite•Calc. It can read either tape or disk worksheet files, and will give you additional information that was previously "hidden" within your worksheet. With CALC-LIST, you can list on the screen (or print) the actual contents of your worksheet cells, including FORMULAS. **CALC-LIST.....\$24.95**

**SPECIFY TAPE OR DISK ELITE CALC/3.0 \$69.95**

Elite•Calc/3.0 Tape Radio Shack # 900-187  
Elite•Calc/3.0 Disk Radio Shack # 900-188

PACKAGES ONLY FROM ELITE SOFTWARE

Specify Disk or Tape

Elite•Calc/3.0 & Calc-List - \$79.95

Elite•Calc/PBJ for Word-Pak - \$79.95

The "Original" Elite•Calc (Ver.1.2) NOW - \$34.50

★ COLOR COMPUTER COMMUNICATIONS ★

★ COLOR COMPUTER DICTIONARY ★

## Elite•Comm™

Elite•Comm turns your Color Computer into a powerful 300 Baud terminal. With Elite•Comm you can access large main-frame computers, local computer bulletin boards, and national computer database services. Elite•Comm is fully compatible with Elite•Word and will work with ASCII files from other programs. If you want a terminal communications package that is smooth and easy to use, Elite•Comm is for you.

Elite•Comm is **SMOOTH** operation that's **EASY TO USE!**

Specify Tape or Disk

**\$29.95**

Not presently available at Radio Shack

## Elite•Spel™

Elite•Spel is an excellent spelling checker for your Color Computer, and its **VERY FAST...** that's the key. Why wait while a spelling checker does its job? Elite•Spel identifies all potentially misspelled words with a single pass through its perfectly adequate 24,000 word dictionary. Elite•Spel lets you Add or Delete Dictionary words **EASILY**. Elite•Spel is fully compatible with Elite•Word and will work with ASCII files from other programs.

Speed is the key... Elite•Spel has it!

Available on Disk only **\$29.95**

Radio Shack® Catalog # 900-185

When purchased with ELITE•WORD... **ONLY \$15.00**

with  
FREE  
Mail Merge

# Elite-Word™

Also Available On OS-9

THE SECOND GENERATION WORD PROCESSOR IS HERE! ELITE-WORD is a high performance, all machine language, Full Screen Editor which offers an ease-of-use that is simply incredible. ELITE-WORD has many powerful features not found in other word processors for the Color Computer. ELITE-WORD also offers a printed output flexibility that can handle your sophisticated home and business applications.

**LOOK at these features:**

**Very easy to use • Top screen line reserved for HELP display/Command prompts • Excellent for BOTH program editing and word processing • TWO text entry modes; Insert or Exchange • Auto Key-Repeat • Smooth display scroll for easier proof reading • True Upper/Lower case display with lower case descenders • Hi-Res text "View" mode displays text exactly as it will be printed; including text justification, Auto Line Centering, dynamic Margin changes, Top and Bottom Margins, Page Numbering, and Page Breaks • Include feature (disk only) permits including several file names within one output document; total document will have sequential page numbering if desired • Fast Disk I/O; no loading of overlay files to slow down operation • Variable Text (Mail Merge) capability for Form Letter generation included FREE!**

32K Extended Basic Required for ROM routine calls • Variable TAB stops • User definable Headers and Footers • Smooth cursor movement over text; in any direction (including vertical) • Page Forward or Backward through text • Jump to beginning or end of text • Automatic text centering • Automatic text Word-Wrap if desired • True Block text Move, Delete, or Copy • Delete entire screen line • Backspace and Delete Character • Delete character above cursor • Find a string of characters • Global Replace character string • Two Hi-Res screen displays; 32 x 19 for text entry/editing, 64 x 19 for formatted text viewing • Continuous Memory display • Over 22K file size in 64K machines • Easy generation of ASCII files • Save/Load text files (in ASCII if desired) • Program remembers last File Name loaded or saved, and will write to it by default if desired • All I/O errors trapped and recoverable • Disk commands for Change Drive, Directory and Free Space • Print Format features allow user to specify Left Margin, Line Length, Line Spacing, Top and Bottom Margin, Duplicate Copies, Right-Side text Justification, Page Pause, Page Numbering, and more • Dynamically change any print Format features within text • Imbed Hex codes and printer Font changes within text.

Additional OS-9 version features:  
Edit two files simultaneously • Save or Print only a portion of the text buffer • Edit files larger than memory (uses disk as buffer) • Block Copy from one file to another • Execute any OS-9 command from Editor

**If you want powerful features AND a program that's EASY TO USE, Elite-Word is for you . . .**

Elite-Word TAPE RS# 900-183  
Elite-Word DISK RS# 900-184  
Elite-Word/OS-9 RS# 900-186

THE BEST FOR ONLY.  
Specify Tape \$ 89.95  
RS Disk \$ 89.95  
OS-9 Disk \$ 79.95  
OS-9 & RS Disk \$115.95

*"Elite-Word is a terrific word processor with an impressive list of features, yet it's easy to learn and use."*

—Stuart Hawkinson, HOT COCO

*"I was more than satisfied with Elite-Word. . . After the review, I would not hesitate to compare it with the two best selling word processors. And my comparison places it at the top of the list."*

—A. Buddy Hogan, RAINBOW

# Elite-File™

THIS IS IT! ELITE-FILE is the Data Base Manager that Color Computer users have been waiting for. ELITE-FILE is for everyone who needs to store and retrieve information. ELITE-FILE is a full-featured relational Data Base Manager with all the editing and report formatting features that are typically found on much larger computer systems. COMPARE the others for record structure flexibility, total record capacity, information processing ability, speed of program response, printed output flexibility, and you'll agree that ELITE-FILE may very well be the most powerful/useful program ever written for the Color Computer.

*"I like Elite-File and would readily recommend it to anyone. Its power and speed have to be seen to be appreciated."*

—Ed Lowe, RAINBOW

*"Elite-File is a very decent program and you can learn to do alot with it in a hurry."*

—Scott L. Norman, HOT COCO

**No other File Manager gives you these features:**

**All machine language for speed • Flexible, user defined, data record structures • Up to 255 characters per record field • Up to 255 fields per record • Up to 2000 characters per record • Up to 4000 records per file • Up to 16 files can be open at the same time for information processing • Edit, Scan, Sort, Select Record information; all done FAST • Output reports to Screen, Printer, or ASCII Disk file • Place output data by Field Name, with Custom Text anywhere on the printed page • Perform math operations (+, -, \*, /) between Field contents • Produce tabulated reports from multiple record contents • Generate column totals across record field contents.**

Compatible with Elite-Calc and Elite-Word files • User friendly combination of Menu driven input, and single key commands • Supports up to 4 drives • Minimum 32K RAM, Disk required • Nested sub-field definitions • Up to 8 fields in Primary Key • Copy record definition from file to file • View/Print record definition • Input/Add records with easy to use field name format display • Edit records with full screen "type over" editor • Copy records to repeat identical data • Load Elite-Calc worksheets into random access data files • Scan mode for quick data retrieval

Radio Shack® catalog # 900-189  
**COMPARE features and performance speed . . . you'll agree that Elite-File is the one to buy.**

THE BEST FOR ONLY

**\$74.50**

Disk Only

## Elite Software

Productive Programs for Serious Users

Add \$3.00 shipping and handling

PA Residents add 6% Sales Tax

OS-9 is a trademark of Microware and Motorola

Dealer Inquiries Invited

Box 11224 • Pittsburgh, PA 15238 • (412) 795-8492



# Take This Message, Please!

By Steve Blyn  
Rainbow Contributing Editor

**F**unctional literacy has been defined as the ability to apply reading, writing, speaking and listening skills to problems and tasks of a practical nature encountered in everyday life.

Computers can offer students many opportunities to attain and maintain these skills. One of the skills included in functional literacy is the ability to receive and write a clear message. This month's article will focus on this skill.

Our program will present a form for taking a telephone message. The student's task is to complete the information necessary to communicate the message from one person to another.

Sounds simple, doesn't it? Just write down the information the caller gave you. Like many other tasks, this is simple only after you have mastered it.

You really have to live with children to appreciate the kinds of errors they can make when taking a telephone message. One common mistake is that

*(Steve Blyn teaches both exceptional and gifted children, holds two master's degrees and has won awards for the design of programs to aid the handicapped. He and his wife, Cheryl, own Computer Island.)*

children will forget to ask either for the name of the caller or the caller's telephone number. (This, of course, only happens when they answer an important call for you!) "I didn't know I had to ask for his telephone number. I thought you knew everyone's number," says your child.

Children also often omit the important part of a phone message. It takes time and practice as well as some maturity for children to learn this, much the same way reading teachers devote a lot of time to teaching the related skill of recognizing the main ideas of paragraphs and stories.

The features we feel would make a phone message complete are:

- 1) The date and time of the message
- 2) To whom the message is directed
- 3) The name and phone number of the caller
- 4) A summary of the message

Program lines 180-240 ask the child to record the date and time as well as the caller's name and telephone number. The strings at the end of the lines represent the information that will be saved in the data file.

The actual message gets entered on

Line 260. Lines 270-310 question whether the message is correct. We felt it wise to give the child a chance to redo the message if he is not satisfied with it.

This program's foremost purpose is to enable the student to write clear messages to and for others. To accomplish this end, the program also presents a means to save and retrieve these messages. A file for each message will be created for future reading and evaluation.

Provision has been made for either cassette or disk storage. The beginning of the program asks which form of storage you will be using. The device #1 is used for disk and #-1 is used for cassette by the CoCo. Lines 60-90 will let you select either tape or disk storage.

The user may also select to either write a new message or look at a previous message. When selecting filenames for this or any program, there are two rules to remember.

1) Limit your filename to eight letters or less. A file extension of "/DAT" will automatically be included on disk files.

2) Do not call two programs by the same name. A disk drive will overwrite and wipe out the first program if you give another the same name.

Derringer Software Announces That Derby City Now Carries The Complete Pro-Color-Series

COMMUNICATIONS

**COLORCOM II** (Spectrum) (ROMPAK Disk) \$47.95  
Complete smart terminal package! Upload, download, Hi-Res screen - 300/1200 BAUD - Off line printing. "Disk version with CoCo 5g & TBBS" Download ML Supports: XMODEM & Auto-dial modems.

**COLORAMA BBS** (Spectrum) (64K Disk) \$97.95  
The best - Full featured BBS package for the CoCo. Especially geared for the CoCo users. Includes an orders section for running a mail-order business. Supports color graphics - Rainbow review July '84.  
**COLORAMA BBS TIME MODULE** ..... \$59.95

DATABASE MANAGEMENT

**PRO-COLOR-FILE Enhanced 2.0** (Derringer) \$57.95  
"The premier database program for your CoCo!"  
"Compatible for DYNACALC and TELEWRITER files."  
4000+ record capacity - 60 data fields each record 1020 byte records and true multiple drive support.  
"Formats 8 reports - 4 screens - 6 labels Formats".  
Fast ML starts (750 records in 3 minutes), sort by three fields, re-sort file on any field. Key click auto key repeat.  
Global search - Indexed records.

**PRO-COLOR-FORMS 2.0** (Derringer) \$27.95  
Access data files created from PRO-COLOR-FILE then merge them with a letter or print on a pre-printed form or print on tractor fed invoice cards or etc. Menu driven 8 formats - Place fields anywhere in text - Merge graphics from MASTER DESIGN. Includes all the user friendly features in PRO-COLOR-FILE.

**EZBASE** (Spectrum) (Disk) \$21.95  
A truly user friendly - Less complicated database program at an affordable price, maintain 15 fields in 500 records. Hi-res screen - Search by records or by fields - Mailing labels - Reviewed July '84.

SPREADSHEET

**DYNACALC** (Derringer) (64K Disk) \$79.95  
ACCOMMODATED BY ALL THE EXPERTS AS THE BEST & FASTEST - Reviewed by Dan Downard, Rainbow, September 1984 - Reviewed by Scott Norman, HOT CoCo October 1984. Two-way communication with PRO-COLOR-FILE Enhanced! More features than in VisiCalc. But can use VisiCalc worksheets & having materials. Auto-repeat keys 256 Columns or 256 Rows - 51X24 screen display and lower base - Easy communication with Basic-Dos and TELEWRITER 64 programs - First 16 Digit math - Full Graphics capturing and overlays - Use DYNAGRAPH & MASTER DESIGN to create professional graphs charts.

**DYNAGRAPH** (Derringer) (Disk) \$18.95  
Transfer DYNACALC graphic file to standard graphic file for further enhancing and labeling by graphic editing programs such as MASTER DESIGN.

WORD PROCESSING

**TELEWRITER 64** (Derringer) (T.D) \$45.95/\$37.95  
Three Hi-Res screens - Two character sets screen \* True lowercase - Right justification - Full screen editor. Easily embedded printer commands, logical and easy, but powerful commands make this the best word processor for your CoCo. Reviewed June '83.

**THE WIZ** (Spectrum) \$15.95  
Adds new character set, with true descenders - Also adds visible end of line markers to TELEWRITER 64.  
THE WIZ - TELEWRITER 64 together (T.D) \$62.90/\$72.90

OPERATING SYSTEM

**XXIX (The New FLEX)** (Spectrum) (Disk) \$99.95  
Includes: 128K support, Disk Drives 35, 40 or 80 track, 1X or 2X sided, density and stepping for 40 track drives to be used with 80 track drives. Also define stepping rates. Modular Construction - User definable keyboard. Hi-Res Screens - Supports 3rd party hardware - User friendly - Easy to use - One Disk Issue - Some system source included - RS-BASIC compatible with DBASIC. Telephone support - ETC. With FHL-D-PAK \$132.90

**SPECTRUM DOS** (Disk) \$25.00  
Adds 26 NEW COMMANDS! Use it straight or burn it into an EPROM for faster processing. Hi-Res screen True upper and lower case - Print works in any of the character densities. The clear key and the CLS work normally with out control codes - Add any type of drive, change the disk seek rates on any or all drives - Auto-key repeat. Reset protected - Etc.

MAJOR UTILITIES

**ML-BASIC COMPILER** (Spectrum) (Disk) \$67.95  
The most comprehensive BASIC Compiler available to the CoCo. "Creates machine language from BASIC" Completely supports ALL of EXTENDED BASIC commands plus ML-BASIC in all machine language (all)! Full

FLOATING POINT ARITHMETIC plus other features that are not available with Interpreter Basic programs.

**DISK SORT & ORDER** (Derby City) (Disk) \$16.95  
ERASE ALL sectors data on diskettes plus save 20 to 35 percent of the physical life of your disk drives! Convert 35 track RS diskettes to JDS 35 or 40 track diskettes & vice versa - Double and single sided drives - Alphabetize directory - With "T" combinations of from to diskette format.

**PRO-COLOR-DIR** (Derringer) (Disk) \$21.95  
Creates a Master Data file of diskette directories so that PRO-COLOR-FILE can sort them out and print you one nice master listing. Which includes - Date diskette created - Last date diskette was updated! Diskette ID name Filename-EXT - File type - Load Exec entry points and Length - Number of grams used and the number of sectors allocated used. Also can print out labels you can stick to the diskettes!

**64K DISK UTILITY PACKAGE** (Spectrum) \$20.00  
Takes advantage of an expanded 64K computer. Makes an additional 8K or RAM available. Create a buffer for a printer spooler that is as big as 32K - Copy ROM cartridges to disk. Rainbow review July '83.

**DISK UTILITY 2.1** (Spectrum) (Disk) \$24.95  
Multiple-featured tool - User friendly - Fast disk I/O for format, copy & backup. Utilizes a directory window to selectively sort, move, rename and kill files. Examine a files contents, the Granule table, also finds the size, load & entry addresses of all programs. Single command execution of both Basic & ML programs. Reviewed Oct. '84.

**COCO CHECKER** (Spectrum) (T.D) \$18.95  
Something's wrong with your CoCo and you just don't know where the problem is? Or even how to run test to find the problem? COCO CHECKER is your answer! Will test: ROMs, RAMs, PkAs, VDG, Joysticks, Clock speeds, Printer, Disk Drives and Controller - Also test the Keyboard and cassette. Reviewed Jan. '84.

**SPLIT-IN-IMAGE** (Spectrum) (Disk) \$29.95  
Super upgrade from Disk Drive-Clone! Backup any non standard Disk with ease. We haven't found any disk yet that it can't handle! Don't be caught without a backup ever again! Beats most "copy" programs.

**SCHEMATIC DRAFTING PROCESSOR** (Disk) \$29.95  
Save time and design professional looking diagrams using a 480x540 worksheet, w/6 viewing windows and over 30 electronic symbols w/10 definable symbols! Firm hard copy & save to disk. Reviewed Jan. '84.

HARDWARE

CoCo 64K Computer (limited quantity) \$169.95  
**DOS Switch** - For JAM and RS controllers. No Soldering or trace cutting necessary. All Gate Controls. - Allows switching of any combination of 24 out and 26 pin ports by moving one jumper.  
For JAM Controller \$21.95  
For RS Controller \$31.95  
JDS ROM 1, 1, 1 \$29.95  
with RS DOS 1, 1, 1 \$49.95  
with JDS 1, 1, 1 \$62.95  
RS DOS Rom 1 \$27.95  
JDS ROM comes with manual.  
Prom Switcher All gold contacts, no soldering. Fits ALL CoCo's 1's and CoCo 6's. Switch any combination of 24 and or 26 pin PROMs \$21.95  
**RS-232-C Serial Port Switches**  
Two position \$24.95  
Three position \$29.95  
Four position \$34.95  
Five position \$39.95

GRAPHIC UTILITIES

**MASTER DESIGN** (Derringer) (Disk) \$28.95  
TEXT Designer editor - Generate graphic lettering. Multiple font sizes, features, shadows, thickness and special patterns for creative backgrounds also includes LETTER HEAD UTILITY that interfaces with TELEWRITER 64. Screen Dump for all dot matrix type printers (7 & 8 bit) and more! Reviewed July '84.

**COCO MAX** (Spectrum) (ROMPAK) \$69.95  
Includes icons - Pull down menus - Graphic editing Font styles - Point & Click method! You can Spray, Brush or Fill with any Color (Shading or Pattern)! Use Rubber Band Lines & Shapes (square, rectangle, Circle, ellipse, etc.) or even Calligraphy Brushes! Track Edge, Invert, Bright Mirrors, UNDO & FAT BITS Joystick Input. 256x192 resolution! Needs the Multi Pak or 40 Pin Y cable. "Gotta see to believe!"

**GRAPHICOM** (Spectrum) (Disk) \$23.95  
The original - Advanced - CoCo graphic development tool with sophisticated editing, preview animation tele-communications and printer support. Hi-Res and much more! With GRAPHICOM JOYSTICK \$48.95

**BLOCK BLOCKS** (Spectrum) (T.D) \$33.95  
Powerful graphic utility developed by Steve Bork. User for designing screens in your on games or just for your own pleasure. Has a very efficient storage routine for graphics information. (64K animation!)

SCREEN DUMP - UTILITIES

**GEMINI-EPSON** (Derby City) (T.D) \$13.95  
The LOWEST priced GEMINI-EPSON screen dump for the CoCo ANYWHERE! But has all the advanced options of the higher priced programs! Super fast ML compiled from Basic. Very user friendly - Menu driven. Also compatible with GRAPHICOM & BJORK BLOCKS. Any basic rate - Standard & Reverse Images - Full or Quarter page pictures - High Speed Poke option - Nice Buy!

**PP-115 COLOR DUMP** (Derby City) (T.D) \$21.95  
The FASTEST and HIGHEST QUALITY CGP-115 P.P screen dump. Completely menu driven - Works in ALL P.MODES and compatible with GRAPHICOM. Will dump any image on any one of the graphics pages! Reverse P.MODES 4 and 7 and 0 images. Exchange any color for another color in P.MODES 1 or 3! Print out largest possible picture. Delete background option. Review Feb. '84.

SPEECH - MUSIC - GAMES

**SPECTRUM VOICE PAK** (CoCo 11) \$67.95/\$77.95  
The VOICE PAK is a simple to use, complete phoneme based voice system, that employs the 'VOTRAX SC01' speech synthesizer chip. It provides for unlimited vocabulary! Automatic or user supplied inflection! Plus four programmable levels of pitch! Comes with Word Manager that constructs and edits custom word dictionaries & a text to screen scanner translator that can be used either interactively or under the users program control. With a single line of Basic code, the VOICE PAK will add speech to any of your Basic programs! RAINBOW review Nov. '84.

**TERM TALK** (Spectrum) (T.D) \$37.95/\$47.95  
The COMPLETE talking terminal program. In addition to printing incoming & outgoing text on the screen it is capable of speaking the text! An ASCII based communication program that features: Download programs & text files. Save & load buffers to tape or disk, split or full screen, normal or reverse display. Fill buffer before logging on, re-define any communication protocols. Reviewed in March, 1984.

**COCO BINGO** (Spectrum) (Tape) \$24.95  
The same as the popular game of BINGO but this one will talk! Comes with 20 Bingo player cards & 200 markers plus complete documentation on rules. Also includes 3 timing levels of play, ball count and a pause control. Compatible with disk. N 32, B 2.

**FINAL COUNTDOWN** (Spectrum) \$24.95  
A Bessie General has started the FINAL COUNTDOWN! He has aimed the missile at MOSCOW! Your mission is to stop the launch and prevent the impending World War III. Has multiple voices for added realism!

**MUSICA** (Spectrum) \$39.95  
4 voices simultaneously - Play music easily from a Basic program - Back copy music - No hardware and 100% machine language - Easy vibrato effect - High resolution display - Output sheet music to printer and input from keyboard or joystick - 30 page book describing how to Exchange a waveshape between any voice, at any point - Control the loudness of each voice individually - and much - much more! Try it!

**COLOR BIORHYTHM** (Derby City) (T.D) \$12.95  
For the CGP-115 Printer/Plotter. Find your Highs & Lows! Full 4 color printout that features: A yellow complex analysis printout & one month page. Fully color coded for easy understanding - Every month analysis contains a complete sine wave chart and a full color coded, breakdown of the daily codes.

**PENTAY** (Derby City) (T.D) \$19.95  
The same classic game of skill, published by PENTE GAMES, INC. and Co-Author'd by Gary Gabriel and Tom Braunsch. Play a basic two player game or try the more advanced tournament rules. The program is not protected in any way and is in straight EXT BASIC code. The reason for this is because you may want to modify the code to add features or enhancements like many of the users, that I have heard from in the past few months, the ones that want to test out how it is done. Don't be fooled though! PENTAY is a game that is a Hi-res, 4 color, graphics program - with graphic text and speed that can & will more than surprise you! (Let me know if I help.)

**BLACKJACK ROYAL** (Spectrum) (T.D) \$24.95  
A Hi-Res graphics, casino blackjack simulation and card counting tutor. Includes: Double down, split, surrender, insurance bets, 1-8 decks, burn cards, shuffle frequency and more! Reviewed August 1983.

DERBY CITY SOFTWARE - SPECTRUM PROJECTS SOUTH

3825 Bardstown Road, Suite 232, Louisville, KY 40218  
(502) 454-6809

All orders add \$3.00 shipping and handling. KY residents add 5% sales tax. C.O.D. - VISA/MasterCard or Cash.

NEW

LOWEST PRICES

NEW

NEW

LOWEST PRICES

NEW

# DIGISECTOR™ DS-69 VIDEO DIGITIZER FOR THE COCO



## Give your COCO the gift of sight!

The Micro Works is happy to introduce the newest member of our Digisector™ family — the DS-69 Video Digitizer for your COCO. It has all the standard features of its big brothers but comes with a price tag that's right for you.

- **High Resolution** 256 by 256 spatial resolution.
- **Precision** 64 levels of grey scale.
- **SPEED!** ½ second for a full screen of video.
- **Compactness** Self contained in a plug in Rompack.
- **Ease of Use** Software on disk will get you up and running fast!



The DS-69 Digisector opens up a whole new world for you and your COCO. Your computer can be a security system, take portraits, analyze signatures, inspect assembly work . . .

the DS-69 is your COCO's eyes. Use the DS-69 and a TV camera to get fast, precise conversion of video signals into digital data.

## Powerful C-SEE™ software.

C-See is a menu-driven software package included with your DS-69. It provides high speed 5 level digitizing to the screen, high precision 16 level digitizing for superb hard copy printout, and simple software control of brightness and contrast. Or call our driver routines from your own Basic program for easy 64 level random access digitizing. Pictures taken by the DS-69 may be saved on disk by C-See and then edited by our optional MAGIGRAPH package for enhancements and special effects.



The DS-69 comes with a one year warranty. C-See supports both cassette and disk operation with the Multi-Pak adaptor and requires 64K. Cameras and other accessories are available from The Micro Works. Let your COCO see the World!

- DS-69 Digisector & C-See Software \$149.95
  - MAGIGRAPH Graphics Package on disk \$ 39.95
- Terms: Visa, Mastercard, Check or C.O.D.

**Purveyors of Fine Video Digitizers Since 1977.**

The **MICRO  
WORKS** Established 1977

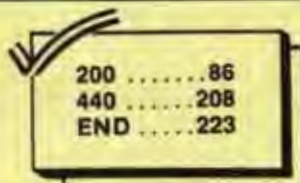
P.O. Box 1110 Del Mar, CA 92014 (619) 942-2400

The routine on Line 320 saves the message as a file. The routine on lines 360-390 retrieve any file that was previously saved. Lines 400-430 print out that message on the screen. You can have the messages sent to a printer if the device #-2 is used on these lines or an additional set of similar lines. For example, Line 430 could be changed to have the output on both screen and printer by including:

```
430 PRINT"MESSAGE:";F$:PRINT#-
2,"MESSAGE:"F$
```

Messages are made by a caller to the student who records and saves it. The message is presumably retrieved by the third person for whom it was intended. This would most probably be the teacher or parent. At this point, the messages taken by the student can be analyzed for completeness and clarity.

The results of this program are best tested by having children answer real telephone calls and take messages. This, however, can also be done by role playing with several children. You can be the pretend caller one time and the answerer/recorder the next time. Sample phone conversation cards of typical phone calls could also be easily made for a single child to practice the skill of recording a message.



The listing: MESSAGES

```
10 REM"PERSONAL MESSAGES"
20 REM"STEVE BLYN,COMPUTER ISLAN
D,NY,1985
30 CLEAR1000
40 CLS:PRINT"      YOUR MESSAGE
CENTER
50 PRINTSTRING$(32,255);
60 PRINT"WILL YOU BE SAVING MESS
AGES ON DISK OR TAPE";:INPUT DV
$
70 IF DV$="D" THEN DV=1
80 IF DV$="T" THEN DV=-1
90 IF DV$<>"D" AND DV$<>"T" THEN
60
100 PRINT:PRINT"DO YOU WANT TO S
AVE OR LOOK AT A MESSAGE      S O
R 1 ?"
110 EN$=INKEY$
120 IF EN$="L" THEN 360
130 IF EN$="S" THEN 150
140 GOTO 110
150 CLS
160 PRINT"WHAT IS THE NAME OF TH
IS MESSAGE";:INPUT N$
170 CLS
180 PRINT@7,"PERSONAL MESSAGES";
190 PRINT@64,"TO:";:LINEINPUT A$
200 PRINT@96,"DATE:";:LINEINPUT
B$
210 PRINT@115,"TIME:";:LINEINPUT
```

```
C$
220 PRINT@128," ":"REMOCE THE EX
TRA IGNORED SIGN
230 PRINT@128,"CALLER:";:LINEINP
UT D$
240 PRINT@160,D$;"'S #";:LINE IN
PUT E$
250 PRINT@224,STRING$(192,".");
260 PRINT@224,"MESSAGE:";:LINEIN
PUT F$
270 PRINT@417,"IS THIS MESSAGE C
ORRECT(Y/N) ?";
280 EN$=INKEY$
290 IF EN$="Y" THEN 320
300 IF EN$="N" THEN 250
310 GOTO 280
320 OPEN "O",#DV,N$
330 WRITE#DV,A$,B$,C$,D$,E$,F$
340 CLOSE#DV
350 GOTO 100
360 CLS:PRINT"WHAT IS THE NAME O
F THIS MESSAGE";:INPUT N$
370 OPEN "I",#DV,N$
380 INPUT#DV,A$,B$,C$,D$,E$,F$
390 CLOSE#DV
400 PRINT"A MESSAGE TO ";A$
410 PRINT"CAME ON ";B$;" AT ";C$
420 PRINT"FROM ";D$;" : #";E$
430 PRINT"MESSAGE:";F$
440 PRINT:PRINT"ENTER TO GO ON O
R 'E TO END"
450 EN$=INKEY$
460 IF EN$=CHR$(13) THEN GOTO 100
470 IF EN$="E" THEN CLS:END
480 GOTO 450
```

See You At  
**RAINBOWfest Princeton**  
 October 11-13





# The Great Rainbow Simulation Package

*Including World War II, Stock Car Racing And A Do-It-Yourself Simulation Generator For Writing Your Very Own Scenarios*

**O**ne of the many advantages the computer has given us is the ability to make forecasts based upon the entry of facts or variables which we know will affect the outcome. In essence, we are using computers to predict the future.

Given our preoccupation with history and the computer's capacity to predict logical outcomes, wouldn't it be fascinating to see how history would have been altered if a different set of circumstances had occurred?

There are two special Simulations for this Fourth Anniversary issue of THE RAINBOW which allow you to do just that — World War II, a serious program which allows you to control major factors affecting that global conflict; and Stock Car, a fun Simulation of the Trans-South Stock Car Race in Darlington, S.C. Also included is an innovative Simulation generator which allows you to create your own scenarios.

## What If? — A World War II Simulation

**I**n this the 40th year since the conclusion of World War II, it is appropriate to reflect upon the global conflict which touched more countries, caused more destruction and death, cost more money, and had more far-reaching effects than any war in the history of humankind.

The map of Europe was changed forever because of the maniacal tendencies of Adolf Hitler, the central figure in world history from 1939 to 1945. Under Hitler's leadership, Germany intended to create the mightiest empire the world had ever seen. Initial plans called for the occupation of adjoining territories — Poland, Denmark, Norway, Belgium, Luxembourg and The Netherlands. Then, after overrunning France, Hitler expected to use air assaults to force Britain to make "peace." German troops would then defeat Russia, capture the oil fields in the Middle

*(Bob Tyson is a senior systems engineer at United Technologies Research Center in West Palm Beach, Fla. He holds a doctorate in physics, and designs and analyzes high energy beam control systems using computer simulations.)*

**EUROPEAN  
BOUNDARIES**  
PRIOR TO WW II



East, and Hitler would implement his grand plan for a "New Order."

We are left to wonder what the final outcome would have been if German troops had followed through at Dunkirk in 1942 when the British forces appeared to be hopelessly trapped at the Belgium port. But for some inexplicable reason, the Germans waited, giving the Allies the chance to make their desperate escape.

What if the United States had entered the war two years earlier? Would the war have been shortened, saving countless millions of lives? What if the United States, still healing its wounds from the first world war, had never even entered the European conflict and instead concentrated its efforts in the Asian theater?

What if Hitler had not started a two-front war by attacking the Soviet Union? What if Russia had sensed Hitler's ambitions and launched an all-out assault on Germany earlier in the war. The Russians with their superior numbers would surely have conquered Germany. What if the Russians, fresh from victory, had implemented their version of a master plan and attempted to conquer Europe for itself?

What if the Allied invasion of North Africa had failed?

The possibilities are as intriguing as they are staggering in their perceived footprints on the modern history of Europe.

In this Simulation, let's presume you are the supreme commander of all of the Allied and Axis forces. Hitler would envy you because you have the power to change the goals of any country, even his. You have control over the goals of all ground, naval and aerial forces,

as well as their supplies and even the morale of the troops.

We assume you will use your newly found powers more constructively than Hitler did, but that's really up to you.

The Allied combatants include the American, British and French forces. The Soviets originally sided with Germany but joined the Allies after being invaded by Germany in 1941. The Axis powers consist of the German, Italian and Polish armies. Actually 50 countries joined the Allies, and nine formed the Axis, but we've included only the major powers for programming efficiency.

As the Simulation begins, you are given four options:

I — Initialize the scenario. This enters the variables for historical events as they actually occurred. You should choose this option the first time you run the program — unless you want to assign a new set of variables for every single phase of the Simulation.

G — A graphics screen showing the European Theater. Countries occupied by Axis powers are shown in yellow, the Allies in green. As the war progresses, the colors change.

A — Advance the scenario. To move to the next stage of the war, which moves along in three-month sequences.

V — To view or change conditions. This is the most important option in the Simulation because this is where you can make vital decisions affecting the outcome of the war.

This option includes a submenu

#### World War II Scenario Tables

##### COMBATANTS

(2nd cell — Y values)

- 0 American
- 1 British
- 2 Soviet
- 3 French
- 4 German
- 5 Italian
- 6 Polish

##### REGIONS

(1st cell — X values)

- 0 Atlantic Ocean
- 1 Mediterranean
- 2 British Isles
- 3 France
- 4 Germany
- 5 Italy
- 6 U.S.S.R.
- 7 Slavic countries
- 8 Scandinavia
- 9 Poland
- 10 Spain
- 11 North Africa
- 12 Palestine

##### FORCES

(3rd cell — B values)

- 0 Ground troops
- 1 Naval forces
- 2 Air forces
- 3 Troop morale
- 4 Supplies

## Rainbow Simulation Generator

Simulations make it possible to experience many exciting situations which normally would not present themselves. The best are those that provide as many realistic options as possible and proceed at a realistic pace.

To make it much easier to create your own special scenarios, THE RAINBOW is providing you with a Simulation generator (Listing I). It's the same generator which runs the subroutines in the *World War II* and *Stock Car* programs.

To conserve memory, blocks of bytes were used to store variables rather than a full array. The reasoning is simple: If you can scale variables between zero and 255, then only one byte is necessary for each variable. If we used floating point numbers, we would need five bytes for each one. Look at Lines 4 and 40: A block of one-byte variables begins at memory byte 28000.

The variables are addressed in this block by assigning

three index values to the variable locations 'X', 'Y' and 'B'. These are similar to using a three-dimensional array, except to find the address of the variable you GOSUB 990 with a particular 'X', 'Y' and 'B' in memory. The subroutine returns a value of AD, which is the offset address you need from the 28000 base. For example, if we want to store the number 76 in the variable indexed by X=2, Y=3, B=0, then type:

```
x=2:y=3:b=0:gosub 990:poke (a0+ad),76
```

To retrieve the number and store it in Variable A, just reverse the process:

```
x=2:y=3:b=0:gosub 990:a=peek(a0+ad)
```

To describe what each 'X', 'Y' or 'B' might mean, we provided the three-character arrays XS( ), YS( ) and BS( ). These are initialized when you load in your scenario. If you really have to have a floating point variable passed between the generator and your scenario,



# VIP Integrated Library™

## VIP Desktop Magic!

Finally, you can have the power and integration of Lotus Symphony™, 1-2-3™ or Open Access™ for the larger micros on your Color Computer! The convenience of instant changes to a new application and effortless transfer of files is at the tip of your finger.

With VIP Desktop, the six applications of VIP Library are integrated into one program, on one disk. You have instant access to word processing, with a spelling checker always in attendance, data management with mail merge, spreadsheet financial analysis, telecommunications and disk maintenance. Just move the hand to point to the volume, and the new application is there. And VIP Integrated Library has been made to work well with one disk drive, or all four, so be ready to push your Color Computer to the limits!

## Elegance!

VIP Integrated Library is a product with finesse, inside and out. Inside is one awesome but very elegant program. On the outside, it comes handsomely bound in two cloth covered, gold embossed binders with slipcases—like those you get with software for the Tandy 2000™. And remember, to get software of this quality for the Tandy 2000 you would have to pay hundreds more!

## Stand-Alone Power

VIP Integrated Library is not one of those slip-slide, all-in-one slicer-dicer machines, good for one day and then you throw it away. It fully integrates the six top-of-the-line stand-alone programs described in the following pages: VIP Writer, VIP Speller, VIP Calc, VIP Database, VIP Terminal & VIP Disk Zap. You can buy the entire Integrated Library at once, or you can buy one or two programs that you need now and upgrade to the integrated Library later!

## Shared Files, Shared Features

All VIP Integrated Library applications share common features, such as ease of use, built-in help, the same commands, full printer control, full use of your 64K of memory, and step-by-step tutorials. Most important, all essential applications feature professional high resolution lowercase displays to give you a choice of 51, 64, or 85 characters per line, with 21 or 24 lines per screen. You get a professional display on your Color Computer without any hardware modification!

Buy the Integrated Library for

**\$149.95**

Radio Shack Catalog No. 90-0213

Or buy the individual volumes separately,  
as shown on the following pages!

### Requires 64K and one or more disk drives.

VIP Integrated Library comes on one disk. Tape versions of programs will not be shipped.

If you are already owning one VIP product, except for VIP Speller, you can have the Integrated Library by adding to the VIP program with a check or money order for \$49.95. This upgrade offer is limited to one Library per person, credit will ONLY be given for one VIP program, regardless how many are owned. The upgrade offer is available ONLY through Radio Shack and not through Radio Shack's licensees or dealers. Be sure to include \$3.00 for shipping & handling.

# VIP Writer™

RATED TOPS IN RAINBOW  
COLOR COMPUTER MAGAZINE & COMPUTER USER

Including  
VIP Speller  
at no  
additional  
cost!

The most powerful and easy-to-use word processor is available in the showpiece and workhorse of the Library: The VIP Writer™.

The result of two years of research, the VIP Writer™ offers every feature you could desire from a word processor. It is the most powerful, fastest, most dependable and most versatile. With the future display, workspace and compatibility features built into the Library the Writer is also the most usable.

... Nearly every feature and option possible to implement on the Color Computer. The design of the program is excellent; the programming is flawless. October 1983 "Rainbow"

Among word processors for the CoCo, VIP Writer stands alone as the most versatile, most professional program available. May 1984 "Computer User"

The Writer will work with you and your printer to do things you always wanted to do. Every feature of your printer can be put to use, every character set, every graphics capability at any baud rate, EVEN PROPORTIONAL SPACING. All this with simplicity and elegance.


## Professional features of particular note:

- Memory Sense with BANK SWITCHING to fully utilize 64K, giving not just 24 or 30K, but up to 51K of workspace with the tape version and 50K with the disk version.
- TRUE FORMAT WINDOW allowing you to preview the printed page ON THE SCREEN BEFORE PRINTING, showing centered lines, headers, FOOTNOTES, page breaks, page numbers, & margins in line lengths of up to 240 characters. It makes HYPHENATION a snap.
- A TRUE EDITING WINDOW in all 9 display modes for those extra wide reports and graphs (up to 240 columns!).
- FREEDOM to embed any number of PRINTER CONTROL CODES anywhere, EVEN JUSTIFIED TEXT.
- Full 4-way cursor control, sophisticated edit commands, the ability to edit any BASIC program or ASCII textfile, SEVEN DELETE FUNCTIONS, LINE INSERT, LOCATE AND CHANGE, wild card locate, up to TEN SIMULTANEOUS block manipulations, word wrap around, programmable tabs, display memory used and left, non-breakable space, and headers, footers and FOOTNOTES.
- Automatic justification, automatic pagination, automatic centering, automatic flush right, underlining, superscripts, subscripts, pause point, single sheet pause, and print comments.
- Type-ahead, typematic key repeat and key lurch for the pros, ERROR DETECTION and UNDO MISTAKE features, 3 PROGRAMMABLE functions, auto column creation, and instant on-screen HELP.

Radio Shack Catalog No. 90-0141

32K (Comes with tape & disk) \$69.95

VIP Writer-VIP Speller Combo comes in VIP Writer Binder.



# VIP Speller™

VIP Speller™ is the fastest and most user-friendly speller for your CoCo. It can be used to correct any ASCII file—including VIP Library™ files and files from Scripsit™ and Telewriter™. It automatically checks files for words to be corrected, marked for special attention or even added to the dictionary. You can even view the word in context, with upper and lowercase. VIP Speller™ comes with a specially edited 50,000 word dictionary, and words can be added to or deleted from the dictionary or you can create one of your own.

Radio Shack Catalog No. 90-0142

32K DISK ONLY \$49.95

Radio Shack is a registered trademark of Tandy Corp.  
© 1983 by Tandy Corp. All rights reserved.  
Scripsit and Telewriter are trademarks of Lotus Development Corp.  
Open Office is a trademark of Software Products International.

VIP Programs do not work with JDOS

# VIP Database™

"ONE OF THE BEST" JULY 1984 "RAINBOW"

This high speed MACHINE LANGUAGE program fills all your information management needs, be they for your business or home. And it does so better than any other database program for the Color Computer, featuring machine code, lowercase screens and mail-merge capabilities. Inventory, accounts, mailing lists, family histories, you name it, **VIP Database™** will keep track of all your data, and it will merge **VIP Writer™** files.

The **VIP Database™** features selectable lowercase displays for maximum utility. It will handle as many records as fit on your disks. It is structured in a simple and easy to understand menu system with full prompting for easy operation. Your data is stored in records of your own design. All files are fully indexed for speed and efficiency. Full sort of records is provided for easy listing of names, figures, addresses, etc., in ascending or descending alphabetic or numerical order. Records can be searched for specific entries, using multiple search criteria. With database form merge you may also combine files; sort and print mailing lists; print "boiler plate" documents, address envelopes - the list is endless. The math package even performs arithmetic operations and updates other fields. Unlimited print format and report generation with the ability to embed control codes for use with all printers.

Radio Shack Catalog No. 90-0140  
32K DISK \$59.95

64K Required for math package & mail merge



# VIP Calc™

"MORE USABLE FEATURES" FEB 1985 "RAINBOW"

**VIP Calc™** is truly the finest and easily the most powerful electronic worksheet and financial modeling program available for the Color Computer. Now every Color Computer owner has access to a calculating and planning tool better than VisiCalc™, containing all its features and commands and then some, WITH USABLE DISPLAYS.

There's nothing left out of **VIP Calc™**. Every feature you've come to rely on with VisiCalc™ is there, and then some. You get up to 5 TIMES the screen display area of other spreadsheets for the Color Computer and Memory-Sense with **BANK SWITCHING** to give you not just 24, or 30, but **UP TO 33K of WORKSPACE IN 64K!!!** This display and memory allow you the FULL SIZE, USABLE WORKSHEETS you require. You also get: User definable worksheet size, up to 512 columns by 1024 rows! Up to **SIXTEEN VIDEO DISPLAY WINDOWS** to compare and contrast results of changes \* **16 DIGIT PRECISION** \* Sine, Cosine and other trigonometric functions, Averaging, Exponents, Algebraic functions, Column and Row Ascending and Descending **SORTS** for comparison of results \* **LOCATE FORMULAS OR ITEMS IN CELLS** \* Easy entry, replication and block moving of frames \* Global or Local column width control up to 78 characters per cell \* Create titles of up to 255 characters per cell \* Limitless programmable functions \* Typomatic, Key Repeat \* Key Beep \* Typehead \* Print up to 255 column worksheet \* Prints at any baud rate from 110 to 9600 \* Print formats savable along with worksheet \* Enter **PRINTER CONTROL CODES** for customized printing with letter quality or dot matrix printer \* Combine spreadsheet tables with **VIP Writer™** documents to create ledgers, projections, statistical and financial reports and budgets.

Radio Shack Catalog No. 90-0143  
64K (Comes with tape & disk) \$69.95

VIP Programs do not work with JDOS

# VIP Terminal™

RATED BEST IN JANUARY 1984 "RAINBOW"

For your important communication needs you've got to go beyond software that only lets you chat. You need a smart terminal so that you can send and receive programs, messages, even other **VIP Library™** files. **VIP Terminal™** has more features than communications software for CP/M, IBM and CP/M-86 computers. Herb Friedman, Radio Electronics, February 1984.

**FEATURES:** Choice of 8 hi-res lowercase displays \* Memory-Sense with **BANK SWITCHING** for full use of workspace \* Selectively print data at baud rates from 110 to 9600 \* Full 128 character ASCII keyboard \* Automatic graphic mode \* Word mode (word wrap) for unbroken words \* Send and receive **Library** files, Machine Language & BASIC programs, Duplex, Half/Full/Duo, Word length, 7 or 8, Parity, Odd/Even or None, Stop Bits, 1-9 \* Local linefeed to screen \* Save and load ASCII files, Machine Code & BASIC programs \* Lowercase masking \* 10 Keystroke Multiplier (MACRO) buffers to perform repetitive pre-entry log on tasks and send short messages \* Programmable prompt or delay for send next line \* Selectable character trapping \* Send up to ten short messages (KSMS), each up to 255 characters long, automatically, to save money when calling long distance. Recommended baud rates are 110 and 300.

Radio Shack Catalog No. 90-0139  
32K (Comes with tape & disk) \$49.95  
(Tape works in 16K but without hi-res displays)

# VIP Disk-ZAP™

RAVED ABOUT IN THE APRIL 1983 "RAINBOW!"

Your database file, disk form letter disk, or BASIC program disk goes bad. An I/O error stops loading, or even backing up, of the disk. Weeks, even months of work sit on the disk, irretrievable. Now catastrophic disk errors are repairable, quickly and with confidence, using the **VIP Disk-ZAP™**. It is the ultimate repair utility for simple and quick repair of all disk errors. Designed with the non-programmer in mind, the **VIP Disk-ZAP™** will let you retrieve all types of hashed files, BASIC and Machine Code programs. The 59 page tutorial makes the novice and expert.

Radio Shack Catalog No. 90-0144  
16K DISK \$49.95

Available By Express Order

At

# Radio Shack

Ask to see the demonstration diskette.



To Order Direct Call

1-800-328-2737



Order Status and Software Questions call (805) 968-4164

**MAIL ORDER:** \$4.00 U.S. Shipping plus product (The library is two products) \$16.00 U.S.A. \$15.00 CAN. OVERSEAS: Personal check or a/c. 1 week + 4%



132 Aero Camino  
Goleta,  
California 93117

© 1985 by Software Corporation

1985 by Software Corporation

which allows you to view all of the tables one after another by pressing the 'A' key, or to check the status of a specific cell by pressing the 'S' key.

If you want a sequential listing, the tables are displayed first by regions (see the Region Table). A status report extending through five screens will give the number of a country's ground troops, naval forces, air force squadrons, and supply units in that region, as well as the morale level of the troops.

On each screen, you are given the options of (C)hange, (K)ee and (M)enu. If you wish to make a change, simply enter any number from zero to 255. If you keep things as they are, you advance to the next screen. This process continues until you have either completed your inspection of all 13 regions or have returned to the main menu.

When you want to review or make a change in a specific table, the 13 regions are displayed. Just enter the number of the region in which you want to make a change. Next, the seven participating countries (see Combatants Table) are shown. Enter the number of the appropriate country. Finally, you will see a display of the types of military forces (see Forces Table), as well as supplies and morale. Simply press 'C' and change the number that applies.

For example, if you want to review the status of German ground troops in France, type 3 for France on the Region screen, 4 for German on the Combatants screen, and zero for ground troops on the Forces screen. Here you could greatly diminish the number of German troops, improving France's odds of withstanding an attack.

You are then returned to the main menu where you should select the

option of (A)dvance scenario. Before any conflict occurs, however, you will be shown the goals of the combatants. To have a significant impact on the outcome of the Simulation, you must change a country's overall goals here. The options include remaining neutral, defending all positions, or invading one of the 13 regions.

Of course, if you don't change the goals of any country or order changes in troop development, the war probably will unfold as it actually happened. Why probably? The laws of propagation — or who wins a battle, how many troops are lost, changes in morale, maintenance of supply lines, etc. — are governed by rules that have a slight dependence on probability. It is not possible to program all weather conditions, human decisions, or the mistakes and lucky breaks over a period of six years into a 32K or even a 64K computer.

#### Programming Information

A subroutine contained in lines 5620-5681 determines the initial goals for each country. When you choose to change goals, the flag (FL) is reset signaling a change in the program. If you merely change the distribution of forces or supplies from the main menu, the flag remains unchanged so goals stay the same, but with a different outcome. After all, could the Allies have captured North Africa if you moved all the troops to Denmark to begin the invasion in 1942?

New goals are determined by the program commands in lines 5571-5672. The basis for these goals was the determination of the Allies to defend themselves or to recapture occupied territory. The Axis' goals were nothing

short of world domination.

The 28000 block of data in the Simulation generator (see accompanying story) contains descriptive data for "who has what where." The 'X' index is the region, containing 13 of them from X=0 (Atlantic Ocean) to X=12 (Palestine). The 'Y' index is the countries' forces, including seven nations — from Y=0 (United States) to Y=6 (Poland). Types of military forces are governed by the 'B' index, from B=0 for ground troops to B=4 for supplies.

#### Other Variables

The B(X) array keeps track of who controls what region. 'X' is the same order as Index X (i.e., 0=Atlantic Ocean to 12=Palestine). If the value of B(X) equals zero, the Allies control it. If B(X) equals one, then it is controlled by the Axis.

The A(Y,15) array is a bit more complicated. The first index, 'Y', is the same as Index Y that indicates a country's forces. The second index tells something about that country. For example, A(Y,0) is the loyalty — zero equals Allies, one equals Axis. Remember, the Soviets changed loyalty when they were invaded by the Germans in 1941. A(Y,1) is the current goal of a country: 100 means to defend all positions; 999 means to remain neutral; 1000 means that the country is under foreign domination; zero through 12 means invade a region. A(Y,2) to A(Y,10) are not used. A(Y,11) is the industrial strength of a nation; A(Y,12) is the technological strength; A(Y,13) is the material strength; A(Y,14) is the energy availability; and A(Y,15) is the morale of the country's troops.

Good luck, and don't blame us if Monty and Patton don't get along!

there are two arrays for you to use — the A(15,15) and B(15) dimensioned in Line 5. The variables that fill the 28000 block and the arrays are all initialized to your starting conditions when you choose 'I' on the menu.

To write a scenario, the following conditions must be met:

- The scenario should be between lines 5000 and 5999 for uniformity and interchangeability. Lines higher than 5999 can be used for diagnostics (such as in Listing 2 for *World War II*).

- Lines 5000-5099 contain a graphics subroutine. You can draw a picture, play music or just give a message. It's sort of a free area for fun and games. It assumes the CoCo default PCLEAR4. The *World War II* routine draws the map of Europe; the Stock Car routine draws the leader scoreboard. This subroutine should always end with a RETURN.

- Lines 5100-5199 include a subroutine that loads

all the "literals," such as XS( ) and YS( ) which pertain to the scenario. It also loads the IX, IY and IB parameters, which are the upper limits of 'X', 'Y' and 'B', respectively. You won't exceed memory requirements if IX\*IY\*IB<4000. If you need more room, you can CLEAR more room in Line 4 and redefine AQ in Line 40. Don't use this subroutine to set initial condition of the scenario.

- Lines 5200-5299 contain the subroutine for loading all initial starting values into the arrays and the 28000 block.

- A subroutine in lines 5300-5899 contains the "laws of propagation." Whenever you want to change the time sequence of your scenario, you jump to Line 5300. This subroutine calculates all the variables as they would change and stores them. It also prints out special messages. When you exit this subroutine, the generator

(continued on Page 56)

CALL FOR LATEST PRICES — 1-800-245-6228 or 1-215-682-6855



# DISK DRIVES

ALL PRICES INCLUDE CASE & POWER SUPPLY

- DRIVE 0**    **\$225**    \$10 EXTRA FOR TEAC DRIVE
- DRIVE 1**    **\$129**    \$10 EXTRA FOR TEAC DRIVE
- \$165**    TEAC D. S10ED

All drives are new, direct drive, 40 track and 5 ms. We ship **FULLY TESTED AND CERTIFIED** drives at **NO ADDED CHARGE**. SANYO and TEAC are known as the highest quality made. **State-of-the-art technology**, not full-height belt-driven drives.

**DOUBLE FOUR OWLS!**  
\$39.95

OWL DOUBLERS allow you to use two double-sided drives as DRIVES 0 through 3 — 4 sides with only 2 drives.  
\$39.95 (only \$20 with purchase of a drive)

12 MONTH WARRANTY



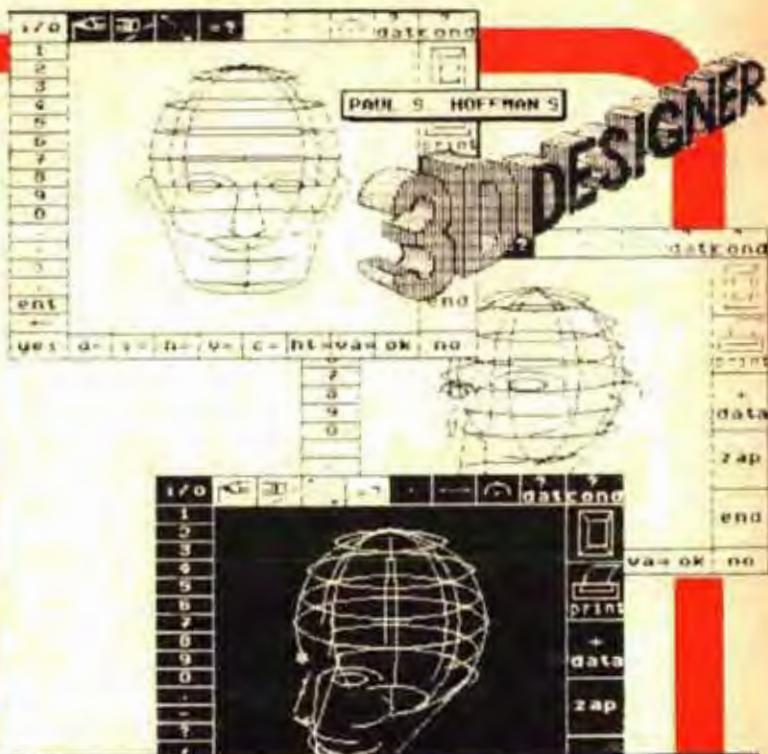
M.C. AND VISA ACCEPTED

**OWL-WARE**

P.O. BOX 116-F  
MERTZTOWN, PA  
19539

(CPA residents include 6% tax)

call TOLL-FREE: 800-245-6228  
in Pennsylvania: 215-682-6855



**THE 3D Graphics program for the Cocom!**

- ACCURATELY DEPICTS CIRCLES & ARCS.
- NUMBER OF LINES OR ARCS LIMITED ONLY BY DISK SPACE.
- "POINT & CLICK" SELECTION FROM ON-SCREEN MENU.
- FREE-HAND SKETCHING MODE.
- INPUTS FROM TOUCHPAD, MOUSE, JOYSTICK OR XPAD.
- BUILT-IN SCREEN DUMP TO TADPO PRINTERS.

and in addition to all this:

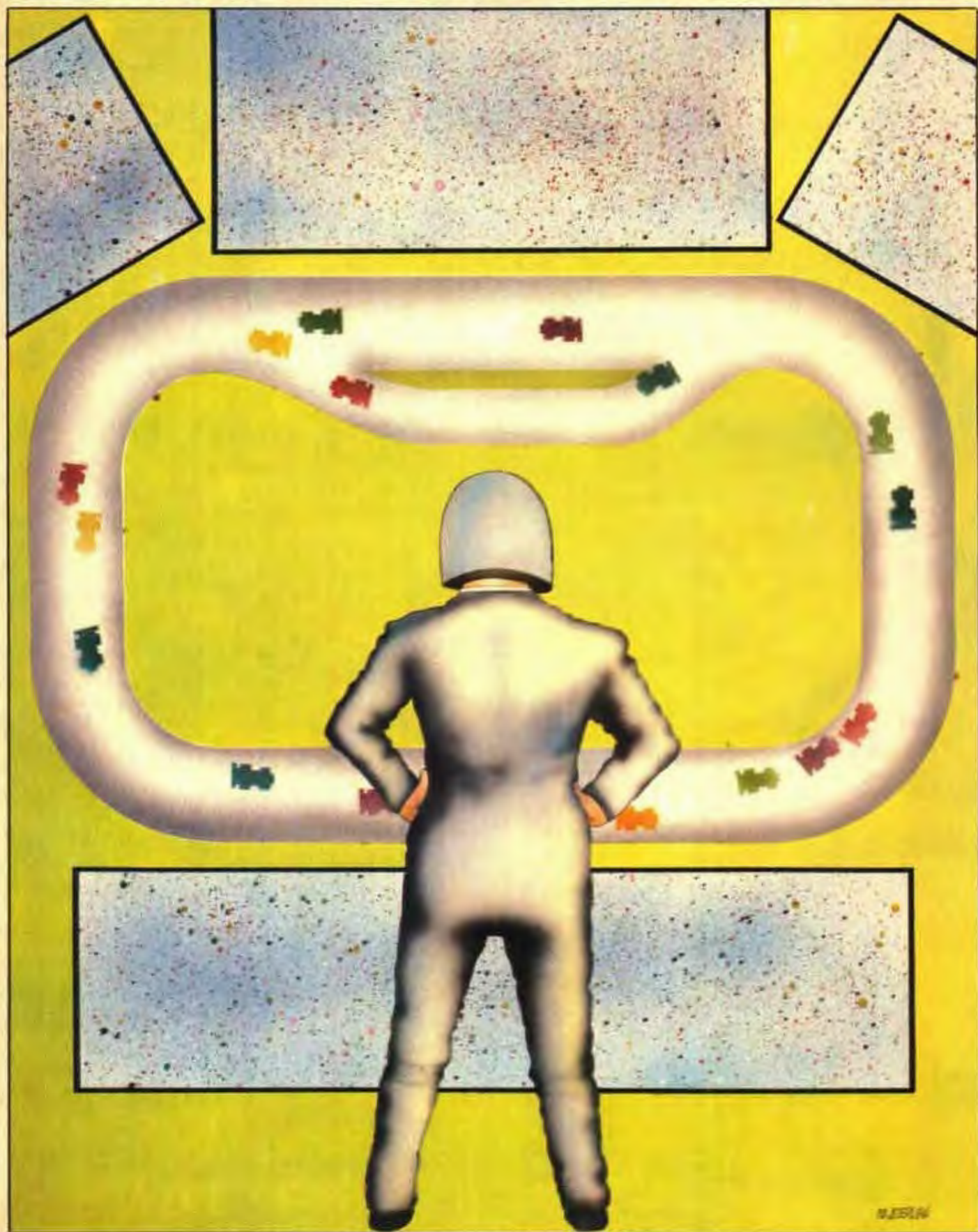
**"3D DESIGNER" WILL ACTUALLY HELP YOU CREATE A 3-D DATABASE FROM A FREE-HAND SKETCH!**

64K EXTENDED BASIC, DISC ..... \$29.95

Don't miss Paul Hoffman's other graphics programs:

**MASTER ARTIST (V.2.4) ... 64K DISK: \$29.95**  
**ANIMATOR'S TOOLBOX ... 32K DISK: \$24.95**

2 PROGRAM DISCOUNT: 10%  
3 PROGRAM DISCOUNT: 15%





# VRRROOOM! VRRROOOM!

*The Great Rainbow Simulation Package Continues With  
A Just-For-Fun Reenactment Of The Trans-South  
Competition In Darlington, S.C.*

*Stock Car is the second of two Simulations in this issue which run with  
the Rainbow Simulation Generator on Page 49.*

**S**tart your engines, ladies and gentlemen. You're about to experience 500 miles of grueling stock car racing in an exciting Simulation of the Tran-South Stock Car Race — one of the key races on the NASCAR circuit — run in Darlington, S.C.

You'll control the fates of such fierce competitors as Darrell Waltrip, Buddy Baker and Bill Elliott, along with 12 other serious contenders. Elliott actually won this year's race in April before a crowd in excess of 50,000.

There are 367 laps around the 1.3-mile track. At speeds of approximately 140 to 157 miles per hour, it takes about three hours to complete the race.

Since three hours is an eternity when you are sitting in front of a keyboard, we think you'll want to get involved. Consider yourself the crew chief of all 15 cars, with the ability to determine car speeds, location on the track, amount of fuel, the condition of the various parts of the cars, and when pit stops are necessary.

The main menu will display four options:

I — Initialize the scenario, entering all variables for the race as it actually happened. If you do not initialize the program, you will have to enter new values for every phase of the Simulation.

G — A graphics screen showing the leaders' scoreboard. As the race evolves, the positions of the drivers change.

## Stock Car Scenario Tables

### LOCATION (1st cell — A values)

- 1 Front straightaway
- 2 Turn one
- 3 Turn two
- 4 Back stretch
- 5 Turn three
- 6 Turn four
- 7 In pits

### CONDITION (3rd cell — B values)

- 0 Location on track
- 1 Tires
- 2 Brakes
- 3 Transmission
- 4 Engine
- 5 Fuel remaining
- 6 Current position
- 7 Pit on next lap?

### DRIVERS

(2nd cell — Y values)

- 0 Bill Elliott/Ford Thunderbird
- 1 David Pearson/Chevy Monte Carlo SS
- 2 Terry Labonte/Chevy Monte Carlo SS
- 3 Benny Parsons/Chevy Monte Carlo SS
- 4 Lake Speed/Pontiac Grand Prix
- 5 Ron Bouchard/Buick Regal
- 6 Neil Bonnett/Buick Regal
- 7 Dale Earnhardt/Chevy Monte Carlo SS
- 8 Ricky Rudd/Ford Thunderbird
- 9 Buddy Baker/Oldsmobile Cutlass Supreme
- 10 Geoff Bodine/Chevy Monte Carlo SS
- 11 Harry Gant/Chevy Monte Carlo SS
- 12 Darrell Waltrip/Chevy Monte Carlo SS
- 13 Dave Marcis/Chevy Monte Carlo SS
- 14 Tim Richmond/Pontiac Grand Prix

A — Advance the scenario. Watch the race which progresses at 30-second intervals.

V — View or change conditions. This is where you come in as crew chief. When you select this option, a submenu is displayed giving you a choice of viewing all cells (or tables) sequentially or changing a specific cell.

If you choose the sequential listing, you will be shown the status of all 15 drivers (see Drivers Table), the operational status of their cars (Condition Table), where they are located on the track (Location Table) and their position in the race.

Let's say you are in the sequential listing and you want to give David Pearson more fuel. When the status of Pearson's fuel is shown, you simply add as many gallons as you want, up to a capacity of 25. If you want to change his location on the track, type in any number corresponding to those in the Location Table.

If you want to change his position in the actual standings, type in any number from zero to 15. You probably will have to change a number of other facts in order for Pearson to hold on to the lead because he will probably run low on fuel later or need new tires, for example.

If you want to change a specific cell to give Pearson more fuel, you would enter '1' from the Drivers Table (or the

(continued from Page 52)

takes over, allowing you to change the scenario or to just watch the action unfold.

— Lines 5900-5929 contain the translator subroutine. As stated earlier, the variables in the 28000 block are POKEd into memory and are confined to one byte. It is here where you determine what something like Troop Strength=21 really means. You enter this routine from a call in the "View or Change" option on the main menu. The value of 'X', 'Y' and 'B' is given and value is placed in the TF variable. If you exit with just TF=0:RETURN then the generator will interpret the variable literally (i.e., 21). However, if you exit with TF=2:RETURN, the generator will respond by printing whatever AS(TF) says. AS is simply a message list and can be used any way you like. You can even define it as you go into this subroutine, like this:

```
5900 IF B=3 THEN TF=21
5902 AS(21)=STR$(PEEK(AQ+AD))+ " ARMORED
DIVISIONS":RETURN
```

When you load one of the scenarios you see the opening graphics from the subroutine at Line 900 in

the generator. After a few seconds, the main menu appears. You should choose 'I' to initialize the Simulation. This choice causes the program to jump to the subroutine that starts at Line 5200 to begin the scenario. Subsequent showings of the main menu will not show the 'I' option, but you can restart the scenario any time you press the letter.

Let's look at some of the variables we can change. Choose "View" from the main menu and then "As One Specific Cell" from the submenu. You will see all of the variables in order and ready to make changes. If you just want to see one variable, then select 'S' from the submenu. You will see the values of the 'X' index, the 'Y' index and the 'B' index. Simply enter a number, and press the ENTER key. Don't enter a new value less than zero or greater than 255. Remember that you are POKing numbers directly into memory. At any "Keep or Change" option, you also can press the 'M' key to get back to the menu — a good idea if you aren't familiar with the scenario yet.

Choose the "Graphics" option at the main menu to see the display we have provided for the *World War II* and *Stock Car* scenarios. If it's your own scenario, remember to provide an OUT for your graphics subroutine; the command 5099 GOTO 5099 will not work.

second cell), and '5' from the Condition Table (or third cell) and fill his tank.

### Programming Information

A block of one-byte variables begins at memory byte 28000 in the Simulation generator. The 'X' index is always zero; it is not used in this application. The 'Y' index is the driver, using numbers from zero to 14 in their starting positions.

The 'B' index is as follows:

- B=0 — track location
- B=1 — tire condition, zero to 255 (If too low, an accident may occur.)
- B=2 — brake condition

- B=3 — gearbox (or transmission)
- B=4 — engine condition
- B=5 — fuel level in tenths of gallons (A total of 145 means the driver has 14.5 gallons. The cars average four miles per gallon.)
- B=6 — current position in the race (one to 15)
- B=7 — pit flag (zero for no; one for yes) This will change automatically if the driver's crew wants him to stop on the next lap.

Variables that cannot be changed while running the program are contained in the A(Y,5) array. The 'Y' index is the driver of the car. The second index

indicates: zero for miles traveled, one for current speed, two for current lap, three for top possible speed, four for probable crash lap, and five for time remaining in pits. If A(Y,5) equals 1000, then the car is out of the race.

### Want To Drive?

That's easy. Just substitute your name in lines 5102 or 5104. If you want a shorter race, change the lap number variable (LS) in Line 5100. If you want a different track, change the lap length variable (LP) in Line 5000 (the Daytona 500, for example, would be LP=2.5:LS=200).

We would wish you good luck, but since you control all the variables you should do quite well!

### Loading Instructions

If you are keying the listings in by hand, key in Listing 1 and then key in either Listing 2 (*WORLDWAR*) or Listing 3 (*STOCKCAR*) with Listing 1 still in the computer. Once you've first typed in and saved one complete program, type DEL 5000 and ENTER to get rid of the scenario, then type in the second scenario.

If you have RAINBOW ON TAPE, just CLDAD either *WORLDWAR* or *STOCKCAR* to load in the entire Simulation.

When you're ready to write your own scenarios, load in one of the complete Simulations, type DEL 5000- and ENTER to delete its scenario and type in your new one.

180	.....28
630	.....247
660	.....119
END	.....99

### Listing 1:

```

4 CLEAR 10000,28000
5 DIM X$(15),Y$(15),B$(15),A$(30),A(15,15),B(15)
40 AQ=28000:FLAG=0
50 GOSUB 900 'LOGO
100 CLS(3)
104 GOTO 110
105 PRINT CHR$(230);STRING$(30,C
HR$(175));CHR$(230);:RETURN
106 FOR I=1 TO 50:NEXT:RETURN
110 PRINT@0,STRING$(32,CHR$(230)
);
120 GOSUB 105
130 IF FLAG=0 THEN GOSUB 5100:FL
AG=1
132 GOSUB 105:GOSUB 105
135 IF FL=0 THEN FOR I=1 TO 8:GO
SUB 105:NEXT:GOTO 180 ELSE 140

```

```

140 PRINTCHR$(230);" G PRINT G
RAPHICS " ;CHR$(230);:G
OSUB 105:GOSUB 105
150 PRINTCHR$(230);" V VIEW OR
CHANGE CONDITIONS";CHR$(230);:G
OSUB 105:GOSUB 105
170 PRINTCHR$(230);" A ADVANCE
SCENARIO " ;CHR$(230);:G
OSUB 105
180 IF FLAG=1 THEN PRINT CHR$(23
0);" I ENTER INITIAL DATA <- <
- " ;CHR$(230);ELSE GOSUB 105
190 GOSUB 105
195 PRINT STRING$(32,CHR$(230));
200 GOSUB 106:PRINT@480," -
CHOOSE OPTION - " ;:GOSUB
106:PRINT@480,STRING$(31," " );:K
$=INKEY$:IF K$="" THEN 200
210 IF K$="A" THEN 500 ELSE IF K
$="V" THEN 600 ELSE IF K$="I" TH
EN 850 ELSE IF K$="G" THEN 950 E
LSE 200
220 FOR I=1 TO 8:GOSUB 105:NEXT:
GOTO 180
500 PRINT@480," ADVANCING SIMUL
ATION";:GOSUB 5300:T=T+1:GOTO 10
0
600 CLS:PRINT:PRINT"VIEW ALL SEQ
UENTIALLY (A) OR ONE SPEC
IFIC CELL (S)"
601 K$=INKEY$:IF K$="" THEN 601
ELSE IF K$="A" THEN 602 ELSE IF
K$="S" THEN 670 ELSE 601
602 FOR X=0 TO IX:FOR Y=0 TO IY:
FOR B=0 TO IB:GOSUB 608:NEXT B,Y
,X:GOTO 100
608 GOSUB 990:Q=PEEK(AQ+AD)
610 GOSUB 5900 'TRANSLATION
620 CLS:PRINT:PRINT X$(X):PRINT"
";Y$(Y):PRINT " " ;B$(B):PRIN
T

```

```

630 IF TF=0 THEN PRINT Q ELSE PR
INT A$(TF)
631 PRINT
635 PRINT" K = KEEP":PRINT" C
= CHANGE":PRINT" M = MENU"
640 K$=INKEY$:IF K$="" THEN 640
ELSE IF K$="M" THEN 655 ELSE IF
K$="C" THEN 700 ELSE IF K$="K" T
HEN 650 ELSE 640
650 RETURN
655 X=IX:Y=IY:B=IB:RETURN
660 GOTO 100
670 CLS:PRINT:PRINT"ENTER FIRST
CELL VALUE":FOR X=0 TO IX:PRINT
X;"=";X$(X):FOR I=1 TO 150:NEXT:
NEXT X
671 INPUT X:IF X<0 OR X>IX THEN
PRINT"INVALID ENTRY ... TRY AGAI
N":GOTO 670 ELSE 675
675 PRINT:PRINT"ENTER SECOND CEL
L VALUE":FOR Y=0 TO IY:PRINT Y;"
=";Y$(Y):FOR I=1 TO 150:NEXT:NEX
T Y
676 INPUT Y:IF Y<0 OR Y>IY THEN
PRINT"INVALID ENTRY ... TRY AGAI
N":GOTO 675 ELSE 678
678 PRINT:PRINT"ENTER T..IRD CELL
VALUE":FOR B=0 TO IB:PRINT B;"=

```

```

";B$(B):FOR I=1 TO 150:NEXT:NEXT
B
679 INPUT B:IF B<0 OR B>IB THEN
PRINT"INVALID ENTRY ... TRY AGAI
N":GOTO 678 ELSE 680
680 GOSUB 600:GOTO 100
700 GOSUB 990:Q=PEEK(AQ+AD)
710 GOSUB 590 'TRANSLATION
715 CLS:PRINT:PRINT"CURRENT VALU
E OF CELL          ";X;" ";Y;" ";
";B:PRINT PEEK(AQ+AD);" WHICH MEA
NS:"
720 PRINT:PRINT X$(X):PRINT" ";
Y$(Y):PRINT" ";B$(B):PRINT
730 IF TF=0 THEN PRINT Q ELSE PR
INT A$(TF)
731 PRINT
740 PRINT"ENTER NEW VALUE":INPUT
Q:IF Q<0 OR Q>255 THEN PRINT "I
NVALID ENTRY ... SEE MANUAL":GOT
O 740 ELSE POKE AQ+AD,Q
750 GOTO 650
850 PRINT@480," INITIALIZING SI
MULATION ";:GOSUB 520:GOTO 100
900 PMODE 3,1:PCLS(2):SCREEN 1,0
:COLOR3,2
910 DRAW"BM42,60;D28E12F12U28;BR
12;D28U16R16D16;BR16;H4U8E4R8F4D
8G4L8R8E4F4;BR16;U16L6R12L6U8D24
R10;BD12;L4R8L4D28L4R8;BR16;U16L
4R8L4U8E4F4;BR20;D4U4E4R4F4D4G6D
6;BD6;F2L4E2"
920 COLOR 4,2:DRAW"BM16,16;R224D
160L224U160;BF16;R192D128L192U12
8":PAINT(0,0),3,4:PAINT(20,20),4
,4
930 FOR K=1 TO 6:GOSUB 991:NEXT:
RETURN
950 IF FLAG<>0 THEN 951 ELSE 100
951 GOSUB 500:GOTO 100
990 AD=B+Y*(IB+1)+X*(IB+1)*(IY+1
):RETURN
991 FOR I=1 TO 1700:NEXT:RETURN

```

## THE SOFTWARE HOUSE

### SENTINEL DISKETTES



10/\$11.95 SS/DD 100/\$110.  
10/\$13.95 DS/DD 100/\$120.

w/ Tyvek Sleeves & Labels  
100% Certified Error Free  
Lifetime Warranty

**Media Mate Disk Bank \$13.95**  
(\$12.95 w/disk order)

**Head Cleaner Kit \$7.95**  
(\$6.95 w/disk order)

**Tyvek Sleeves \$9.00/100**

Add \$2.50 S/H in U.S.A. - Canada Add \$3.50  
Michigan Residents Add 4% Sales Tax

Check/Money Order Payable To:

**Dallas Cox**

9020 Hemingway, Redford, MI 48239

(313) 937-3442

Send card # & exp. date  
Min. chg order \$20.00



5060	.....	139	5478	.....	192
5110	.....	31	5532	.....	120
5230	.....	188	5579	.....	224
5292	.....	13	5627	.....	202
5317	.....	227	5650	.....	43
5414	.....	117	5710	.....	109
5442	.....	130	5820	.....	168
5460	.....	174	5914	.....	68
			END	.....	18

Listing 2: WORLDWAR

```

5000 PMODE 3,1:PCLS(3):SCREEN 1,
0:COLOR1,3
5010 DRAW"BM0,155;E10R5E5U8R3F2R

```

```

9F6R40F5R10;D3F4G7D5F7R10F20D5R5
R7U3L2U10E5R10D5R4D3R10D5R40E10U
10R3U10L3U10L8G8L6U3L6D4L6U3L10H
6U10L3U3"
5020 DRAW"E2R10U5;L3U2R12U5R10F1
0R10E5R10U5F5R20L20H10L5H5L5H10U
2R5E10L10D3L5D3L5D5F5D3L10U10L10
"
5021 DRAW"H10L36G16E16U27D27R15E
15U20H16F16D20G15R21F10;G5D15L5D
10;L15D5R3D12R2D3L8U5H10U3H5U10H
7L5"
5030 DRAW"H15L10D5F15R5D3F12L4H5
L3D5R3D6G8L5U2E4U8H10L3H5L5H8U4;
L5E10U28D28R12D5U5L12G10;G5L5U3L
5D4L10G10D5R3D2L6D3;G4L4U2L8G3L5
"
5040 DRAW"U8H5L8E8H8U5E10U5R10D3
R8F22H7U5R2U5R2U10H8L4U6R5F10U10
;R2D4R4D5R10E8R10U8R16E5G5U10L4U
5E5R9D5G4D8R7D5R20;U10E5U3R3D7R5
U10L2U8"
5050 DRAW"R15E7U2;L10E10U12D12G1
0L10;H8U7L2D10F5D5G10D10G5L2U2H8
U20L3G10L5U10H3E4H5E6H2E5H4E7H8E
3"
5060 DRAW"BM40,57;R7D4E4R3F4E4R3
F4R7U2L3U2E8U3L5U3R3U10L3U8L2U3R
4E8L4U2E4L10H3G3D3G5R5G5R5D5G3D7
L5D2G7L5D2F4D2L3D2L9D2"
5070 DRAW"BM31,40;R4E2F2R4E3U6E4
U6H3L4G4L8G6D2F3G3D3R3D2;BM108,1
40;L10F7U4R3U3"
5080 PAINT(56,45),B(2)+1,1:PAINT
(36,35),B(2)+1,1:PAINT(70,85),B(
3)+1,1
5081 PAINT(100,70),B(4)+1,1:PAINT
(100,110),B(5)+1,1:PAINT(250,0)
,B(6)+1,1
5082 PAINT(140,110),B(7)+1,1:PAINT
(120,10),B(8)+1,1:PAINT(104,40)
,B(8)+1,1
5083 PAINT(140,60),B(9)+1,1:PAINT
(20,100),B(10)+1,1:PAINT(0,180)
,B(11)+1,1
5084 PAINT(250,180),B(12)+1,1:PAINT
(105,142),B(5)+1,1

```

```

5099 K$=INKEY$:IF K$="" THEN 509
9 ELSE RETURN
5100 REM SET UP SCENARIO RULES
5101 IX=12:IY=6:IB=4
5102 Y$(0)="AMERICAN":Y$(1)="BRI
TISH":Y$(2)="SOVIET":Y$(3)="FREN
CH":Y$(4)="GERMAN":Y$(5)="ITALIA
N":Y$(6)="POLISH"
5105 X$(0)="ATLANTIC OCEAN":X$(1)
)="MEDITERRANEAN":X$(2)="BRITISH
ISLES":X$(3)="FRANCE":X$(4)="GE
RMANY":X$(5)="ITALY":X$(6)="U.S.
S.R":X$(7)="SLAVIC COUNTRIES":X$(
8)="SCANDINAVIA":X$(9)="POLAND"
:X$(10)="SPAIN":X$(11)="NORTH AF
RICA":X$(12)="PALESTINE"
5110 B$(0)="GROUND TROOPS":B$(1)
)="NAVAL FORCES":B$(2)="AIR FORCE
S":B$(3)="TROOP MORALE":B$(4)="S
UPPLIES"
5120 A$(1)="GOOD MORALE":A$(2)="
POOR MORALE"
5199 RETURN
5200 REM SET UP INITIAL SCENARIO
CONDITIONS
5201 T=0:FLAG=2:FOR I=0 TO 7:FOR
J=0 TO 15:A(I,J)=100:NEXT J,I
5202 A(0,1)=999:A(1,1)=100:A(2,0)
)=1:A(2,1)=9:A(3,1)=100:A(4,0)=1
:A(4,1)=9
5203 A(5,0)=1:A(5,1)=100:A(6,1)=
100:A(0,0)=0:A(1,0)=0:A(3,0)=0:A
(6,0)=0'LOYALTY AND GOALS
5210 FOR I=0 TO 15:B(I)=0:NEXT:B
(4)=1:B(5)=1:B(6)=1:B(11)=1'REG
ION CONTROL
5220 FOR I=0 TO 6:FOR J=11 TO 15
:READ Q:A(I,J)=Q:NEXT J,I
5225 FOR X=0 TO IX:FOR Y=0 TO IY
:FOR B=0 TO IB:GOSUB 990:POKE AQ
+AD,0:NEXT B,Y,X
5230 X=0:Y=0:GOSUB 5250
5231 X=0:Y=1:GOSUB 5250
5232 X=0:Y=4:GOSUB 5250
5233 X=1:Y=1:GOSUB 5250
5234 X=1:Y=4:GOSUB 5250
5235 X=1:Y=5:GOSUB 5250
5236 X=2:Y=0:GOSUB 5250
5237 X=2:Y=1:GOSUB 5250
5238 X=3:Y=3:GOSUB 5250
5239 X=4:Y=4:GOSUB 5250
5240 X=5:Y=5:GOSUB 5250
5241 X=6:Y=2:GOSUB 5250
5242 X=9:Y=6:GOSUB 5250
5243 X=9:Y=4:GOSUB 5250
5244 X=9:Y=2:GOSUB 5250
5245 X=11:Y=4:GOSUB 5250
5246 X=11:Y=5:GOSUB 5250
5247 X=12:Y=1:GOSUB 5250

```



## SOMETIMES I'D RATHER **DuDuL**

DUDUL is an entertaining graphics doodling program with the usual things like line, box, paint, and circle drawing, plus some very unusual things like chained parallelograms. Joystick function selection. On screen menus. 20 drawing functions. Pattern painting. Text. Undo. Condensed Disk/Tape Filing. PMODE3. 64K Extended Basic. Sent on tape. Disk optional. \$22 + \$2 shipping. MO residents, 6% tax. Check or M.O. payable to Doug Dugan. 4514 Wichita, St. Louis, MO 63110.

# EARS



**Electronic Audio Recognition System**

# EARS

Electronic  
Audio  
Recognition  
System

# \$99.95

Now Your  
Computer  
Can Listen  
To You!

- SPEECH RECOGNITION
- HANDS OFF PROGRAMMING
- HIGH QUALITY SPEECH REPRODUCTION

EARS Does It All!

## INCREDIBLE!



**Two Years In the Making.** Speech Systems was formed to develop new and innovative speech products. After 2 years of intensive Research and Development, we have created a truly sophisticated speech recognition device. Recognition rates from 95% to 98% are typical. Until now, such a product was outside the price range of the personnel computer market, and even small businesses.

**EARS is trained by your voice** and capable of recognizing any word or phrase. Training EARS to your particular voice print takes seconds. Up to 64 voice prints may be loaded into memory. You may then save on tape or disk as many as you like so that your total vocabulary is virtually infinite.

**Speech and Sound Recognition.** EARS is really a sound recognition system, so it really doesn't matter whether you speak in English, Spanish, or French. In fact you do not have to speak at all, you can train EARS to understand sounds such as a musical note or a door slamming.

**Hands Off Programming.** Imagine writing your own BASIC programs without ever touching the keyboard. Everything that

you would normally do through a keyboard can now be done by just speaking.

**Programming EARS Is Easy.** LISTEN, MATCH and other commands have been added to BASIC so that programming EARS is a piece of cake! The single BASIC line: 10 LISTEN: MATCH will instruct EARS to listen to you and return the matching phrase.

**It Talks.** EARS is also capable of high quality speech. We mean REALLY high quality. The speech is a fixed vocabulary spoken by a professional announcer. Speech Systems is currently creating a library of thousands of high quality words and phrases. For a demonstration call (312) 879-6844, you won't believe your ears or our EARS.

**DISK OWNERS.** EARS will work with any disk system with either a MULTI-PAK or Y-CABLE. Our new Triple Y-CABLE was specifically developed for those wishing to add SUPER VOICE as a third device.

**You Get Everything You Need.** You get everything you need including a specially designed professional headset style noise

cancelling microphone. The manual is easy to use and understand. Several demonstration examples are included so you don't have to write your own programs unless you want to. EARS will work in any 32K or 64K Color Computer.

### SUPER VOICE \$20 OFF

Imagine talking to your computer and it talking back to you. When you need an unlimited vocabulary, you can't beat SUPER VOICE. For a limited time, we will give you the SUPER VOICE for \$59.95 with your EARS purchase. Even if you already have another speech unit, here is your chance to buy the best and save \$20.

### VOICE CONTROL

Applications for EARS are astounding. Here is our first of many listening programs to come. VOICE CONTROL is a program specifically designed to allow you to control any appliance in your house with your voice and our HOME COMMANDER (sold separately). For example, you can control your TV by saying "TV ON" or TV OFF". \$24.95

FREE  
BLANK DISK  
OR TAPE  
WITH EVERY  
ORDER



Dealer Inquiries  
Invited

**Speech Systems**

38W 255 DEERPATH ROAD  
BATAVIA, ILLINOIS 60510  
(312) 879-6880 (VOICE)

1 MEGABYTE  
COLORAMA (312) 879-6811 (24 HR. BBS)

CALL ANY DAY TO ORDER. ALSO ORDER BY MAIL OF BBS.

We accept CASH, CHECK, COD, VISA and MASTER CARD orders.  
Shipping and handling US and Canada ..... \$3.00  
Shipping and handling outside the US and Canada ..... \$5.00  
COD charge ..... \$2.00  
Illinois residents add 6% sales tax

# 'SUPER VOICE' T.M.



**COCO'S MOST ADVANCED  
SPEECH SYNTHESIZER.**

**NOW IT TALKS,  
SINGS AND MORE.**

**only . . . \$79.95  
WITH EARS  
PURCHASE**

**only . . . \$59.95**

In 1979, VOTRAX brought us the SC-01 chip which made inexpensive speech synthesis possible. Speech Systems was proud to bring the COCO community the first speech synthesizer using this miracle device.

Now Silicon Systems Inc. brings us the SSI 263 (sometimes called the SC-02). Once again Speech Systems is happy to be the first to bring you this breakthrough in speech synthesis. The SSI 263 is the most advanced speech chip available. Read "Build a Third Generation Phonetic Speech Synthesizer" in the March 84 issue of BYTE magazine for details of this amazing chip.


SUPER VOICE works in any 32K or 64K computer. A disk system requires a Multi-Pak or our Y-Cable.

**FREE  
"REACTION"  
To Test Your  
Reflexes**

**FREE  
SUPER VOICE  
SINGS THE  
STAR SPANGLED  
BANNER**

**FREE  
"SIMON"  
To Test Your  
Memory**

The SUPER VOICE gives you COCO's most intelligible speech. The free TRANSLATOR text-to-speech program makes writing your own talking BASIC program as easy as SAY HELLO. Highest quality speech may be achieved by specifying inflection, intonation, articulation, and filtration. But that's not all, the SUPER VOICE can actually sing over a 6 octave range, play music and sound effects.



SUPER SYNTH allows you to use the SUPER VOICE as a music synthesizer. You can actually play the SUPER VOICE from your COCO keyboard as you would a piano. Vary the PITCH, FILTRATION, SOUND (Phoneme), and VOLUME to develop many unique sounds. . . . . \$24.95

Radio Shack® SPEECH & SOUND PAK version . . . . . \$24.95

	SUPER VOICE	REAL TALKER	RS SPEECH CARTRIDGE	VOICE-PAK
Synthesizer Device	SSI-263	SC-01	SP-256	SC-01
Speaking Speeds	16	1	1	1
Volume Levels	16	1	1	1
Articulation Rates	8	1	1	1
Vocal Tract Filter Settings	255	1	1	1
Basic unit of Speech	64 phonemes 4 durations each	64 phonemes	64 allophones 5 pause lengths	64 phonemes
Pitch Variations	4096 (32 absolute levels with 8 inflection speeds)	4	1	4



## SUPER TALKING HEADS

When the SUPER VOICE speaks in a low pitched voice, the man speaks, when a high pitched voice is used the woman speaks. . . . . \$24.95

Radio Shack® SPEECH & SOUND PAK version . . . . . \$24.95

## SUPER VOICE SONGBOOKS

**VOLUME 1** SUPER VOICE sings many of your favorite songs . . . . . \$24.95

**VOLUME 2** SUPER VOICE sings a collection of nursery rhymes. May be used with Super Talking Heads so they (Paul & Pauline) sing the songs. . . . . \$24.95



Dealer Inquiries  
Invited

We accept CASH, CHECK, COD, VISA and MASTER CARD orders.  
Shipping and handling US and Canada . . . . . \$3.00  
Shipping and handling outside the US and Canada . . . . . \$5.00  
COD charge . . . . . \$2.00  
Illinois residents add 6% sales tax.

*Speech Systems*  
38W 255 DEERPATH ROAD  
BATAVIA, ILLINOIS 60510  
(312) 879-6880 (VOICE)  
1 MEGABYTE (312) 879-6811 (24 HR. BBS)  
COLORAMA  
CALL ANY DAY TO ORDER, ALSO ORDER BY MAIL OF BBS.



# 'HOME COMMANDER'

The HOME COMMANDER easily connects to the cassette port of your Color Computer and lets you control appliances in your home.

## NO WIRES NECESSARY

The HOME COMMANDER uses your home's existing electrical wiring to control virtually anything. Appliances are controlled via small control modules available at your local SEARS or Radio Shack store.

**ON FRIDAY 7:42 PM, OFF  
SUNDAY 1:26 AM**

Included FREE is a program to allow you to control up to 256 devices and specify the time and date they are to be activated. That's right, the software has its own built in accurate clock.



**\$59.95**

VOICE CONTROL  
APPLIANCES  
WITH EARS

Imagine controlling a light or TV with your voice. When used with our Electronic Audio Recognition System, EARS, you can literally control any appliance.

## PLUG'N POWER USERS

If you were disappointed in the software that came with the Radio Shack PLUG'N POWER unit, and you probably were, we'll offer you our powerful software separately. An early version is described in the Feb., April, June, and August 1983 issues of RAINBOW. Our current version is even better. . . . . \$19.95  
PLUG'N POWER is a trademark of Radio Shack®

# PRECISION TIME MODULE \$59.95

— INCLUDES OS9 DRIVER —



Now your computer will always know the correct time and date. This amazing precision time module is calibrated to the National Bureau of Standards (WWV) atomic clock and you should never have to change it.

Use the PRECISION TIME MODULE to add the time element to your games or use on BBS. If you like, purchase separately our BBS.

**COLORAMA BBS (64 K, 1 drive minimum) \$99.95**

## BATTERY BACKUP

Even when your computer is off, the clock keeps correct time by operating using the internal battery backup system.

THE  
TIMEPIECE  
FOR THE  
COLORAMA  
BBS

FREE  
TALKING CLOCK  
PROGRAM  
requires VOICE,  
SUPER VOICE,  
or  
SPEECH & SOUND PAK

## MONTHS, LEAP YEARS & DST

The PRECISION TIME MODULE automatically adjusts for the different number of days in each month as well as leap years. And believe it or not, it adjusts for DST so you don't have to remember if it's SPRING FORWARD or FALL FORWARD.

# Y-CABLE \$28.95

Why pay \$100 to \$200 for a multi-pak. With the Y-CABLE, you can connect your disk system to your computer along with either our STEREO PAK music synthesizer, our VOICE, SUPER VOICE speech synthesizers, or our PRECISION TIME MODULE. All connectors gold plated.

# TRIPLE Y \$34.95

We developed the Triple Y-Cable specifically for those interested in both speech synthesis and speech recognition. The Triple Y-Cable lets you connect EARS and SUPER VOICE to your color computer along with your disk system.



# NEW! ATTENTION EXPERIMENTERS!

Need an  
SC-01? **\$29.00**



Interested in building your own project? Our oversized board gives plenty of room for construction while the sturdy aluminum case with black satin finish assures protection and a professional appearance.

Prototype Board only **\$19.95**  
Prototype Enclosure only **\$19.95**  
Buy both for **\$29.95**

Advanced  
Speech  
Chip  
SSI-263  
(SC-02)  
**\$34.95**

Disks ..... (any quantity) \$1.49  
Tape C-10, C-20 ..... \$0.69  
Hard Tape Box ..... \$0.29  
6821 ..... \$2.95  
74LS138 ..... \$0.79  
7407 ..... \$0.79  
IC sockets 14, 16, 22 pin ..... \$0.29  
IC sockets 24, 28, 40 ..... \$0.39



Dealer Inquiries  
Invited



# Speech Systems

**38W 255 DEERPATH ROAD  
BATAVIA, ILLINOIS 60510  
(312) 879-6880 (VOICE)**

**1 MEGABYTE  
COLORAMA (312) 879-6811 (24 HR. BBS)**  
CALL ANY DAY TO ORDER. ALSO ORDER BY MAIL OF BBS.

We accept CASH, CHECK, COD, VISA and MASTER CARD orders.  
Shipping and handling US and Canada ..... \$3.00  
Shipping and handling outside the US and Canada ..... \$5.00  
COD charge ..... \$2.00  
Illinois residents add 6% sales tax.



# MUSIC THEORY



Speech Systems is dedicated to bringing you the finest in music products. We are now proud to introduce MUSIC THEORY Courses 1 and 2. Each supports: drill and practice sessions, a scorecard to measure your progress, graphics and sound output for complete illustration of the concepts being introduced, and a reviewing session. Each course is a collection of programs emphasizing a particular subject area.

## COURSE 1

This course covers all the basics from music notation & duration, key signatures, tempo, to an introduction of the keyboard. This is an entry level course recommended as a prerequisite for Course 2.

32K Disk only .....\$29.95

## COURSE 2

A more advanced course that deals with: Major and Harmonic Minor scales, interval spelling, Triad (Chord) theory, Inversions, Dominant 7th chords, and ear training of the intervals.

32K Disk only .....\$49.95

NEW!

# MUSICA 2



NEW LOW PRICE

## \$29.95

Tape or Disk

Now shipping  
Version 2.6  
Previous users call  
for update info



- When in stereo mode, music is played through our STEREO PAK (purchased separately).

- Loudness of each voice may be individually specified.

- Memory available is constantly displayed.

- Voice waveshapes may be exchanged between voices at any point.

- Tempo may be specified and may even be altered as the music plays.

- Flats and sharps supported.

- Billions of timbre combinations.

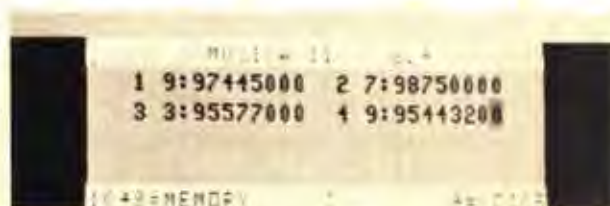
- High resolution graphic display, looks just like sheet music.

- MUSICA 2 is 100% software, no need for hardware unless you want music produced in STEREO. In that case, the STEREO PAK may be purchased separately. It's a must for the audiophile!

- Durations include: whole, half, quarter, eighth, sixteenth, thirty second, sixty-fourth, and triplet.

- 30 page manual describes all.

- Requires minimum of 32K.



- Repeat bars allow repeating of music without re-inserting music a second or third time.

- Voice timbre (waveshape) may be altered by specifying harmonic content just like stops on an organ.

- During editing, voice being inserted is displayed.

- Each measure is numbered for easy reading of music.

- Measure bars aid in reading and developing music.

- Each voice may be visually highlighted for easy identification.

- 4 Voices produced simultaneously.

- Input notes from keyboard or joystick.

- Play music from your own BASIC program.

- Block copy music for easy music development.

- 100% machine language so it is lightning fast.

- Vibrato effect easily produced.

- With STEREO PAK, voices may be switched between left and right speakers as music plays.



Output music to your printer (Gemini 10X, Epson, R.S. printers, Okidata).

## NEW! STEREO PAK™ \$39.95

Plug this gem into your computer, connect to your home stereo system and sit back and enjoy music realism. The STEREO PAK is a hardware music synthesizer that plays our MUSIC LIBRARY and MUSICA 2 music in stereo. Because it was designed specifically with music reproduction in mind, the sound is superb. The highs are crisp and clear while the bass notes will rattle your walls.

The STEREO PAK is all hardware. It is intended as an enhancement for MUSICA 2 and our MUSIC LIBRARY. Disk owners may use the STEREO PAK with the R.S. Multi-Pak or our Y-CABLE (\$28.95)

New!  
NOW "PLAY"  
AND "SOUND"  
THRU THE  
STEREO PAK  
Requires 64K



## NEW! MUSIC LIBRARY™ — 3 VOLUMES

You get over 100 four voice songs with a combined playing time of 3 hours. That's right, 3 hours of music. You won't believe your CoCo could sound so good. To fit over 100 songs required both sides of 5 C-20 tapes and the disk version uses 5 full disks (that's a half box of disks).

A JUKE BOX selection program is included to allow you to select specific songs or automatically play each. These songs are ready to go, you don't need MUSICA 2 or a knowledge of music.

These songs were developed using the best music program available for the CoCo; MUSICA 2. The tunes may be used as source files for MUSICA 2 and changed by the user. When coupled with the STEREO PAK the songs are reproduced in stereo with unsurpassed realism.

### MUSIC LIBRARY 100 categories:

Stage, Screen, and TV	Classical
Music of the 70's	Christmas (popular)
Music of the 60's	Christmas (traditional)
Music of the 50's	Patriotic
Old Time Favorites	Polka Party

### MUSIC LIBRARY 200

Our second volume of 100 tunes, 3½ hours of music.

### MUSIC LIBRARY 300

Our third volume of 100 tunes, 3 more hours of music.

MUSIC LIBRARY (Each Volume) .. (32K Tape) ... \$34.95  
(Specify 100, 200, or 300) (32K Disk) ... \$39.95

10 HOURS  
OF  
MUSIC  
BUY 2  
GET 3rd  
FREE

## SPEECH SYSTEMS DATAPEN \$29.95

Two programs are provided free with each DATAPEN. SKETCH is a superb high resolution color drawing program allowing precise drawing and freehand sketching, painting and much more. SHAPE CREATE is a high resolution library shape drawing program. You can even save your work to tape or disk for later display or editing.

The software is shipped on tape and may easily be moved to disk. Included is complete documentation to allow you to integrate the DATAPEN into your own BASIC program.

Requires 32K.



EASY TO  
USE!

\$5.00 OFF  
With Any  
Educational  
Software  
Program

## EDUCATIONAL SOFTWARE

An easy and fun way for kids to enter answers.

Vol. 1 — grades 1, 2, and special education.

Includes these five programs:

- Basic Addition
- Basic Multiplication
- Match the Shapes
- Match the Numbers
- Rhyme the Words

32K disk ..... \$29.95

Vol. 2 — grades 3 to 6 and special education

Includes these five programs:

- Men of Science
- Mixed Math
- World Capitals
- Computer Terms
- 20th Century Events

32K disk ..... \$29.95

FREE  
BLANK DISK  
OR TAPE  
WITH EVERY  
ORDER



Dealer Inquiries  
Invited



# Speech Systems

38W 255 DEERPATH ROAD  
BATAVIA, ILLINOIS 60510  
(312) 879-6880 (VOICE)

1 MEGABYTE  
COLORAMA (312) 879-6811 (24 HR. BBS)

CALL ANY DAY TO ORDER. ALSO ORDER BY MAIL OF BBS.

We accept CASH, CHECK, COD, VISA and MASTER CARD orders.  
Shipping and handling US and Canada ..... \$3.00  
Shipping and handling outside the US and Canada ..... \$5.00  
COD charge ..... \$2.00  
Illinois residents add 6% sales tax

```

5248 GOTO 5299
5250 FOR B=0 TO IB:READ Q:GOSUB
990:POKE AQ+AD,Q:NEXT:RETURN
5290 DATA 10,10,6,8,6,7,8,7,9,7,
5,6,8,7,5,5,6,8,4,7,10,10,10,5,8
,4,6,7,3,6,2,3,4,1,3
5291 DATA 100,25,5,6,5,0,20,3,8,
5,0,35,3,9,7,0,17,2,6,4,0,20,4,8
,5,0,5,1,5,9,20,8,5,6,8,100,16,2
5,8,10,60,0,6,7,10,210,20,25,10,
10
5292 DATA 140,10,7,8,10,180,0,10
,7,10,17,0,2,9,10,60,0,19,8,8,20
,0,11,6,8,11,0,7,4,3,3,0,0,5,6,1
9,0,7,7,4
5299 RETURN
5300 GOSUB 5930 'CALC TIME
5301 GOSUB 5800:IF A(4,1)=6 THEN
A(2,0)=0 'CHANGE GOALS
5302 FOR C=0 TO 6:CLS:K=A(C,1):I
F K=999 THEN 5310 ELSE IF K=200
THEN 5312 ELSE IF K=100 THEN 530
6 ELSE IF (K>=0 AND K<=11) THEN
5320 ELSE 5340
5306 Y=C:PRINT@128,Y$(C)+" TROOP
S DEFENDING ALL LINES"
:GOSUB 991:FOR X=0 TO 12
5307 B=0:Z=15:GOSUB 5316:B=1:Z=1

```

```

1:GOSUB 5316:B=2:Z=14:GOSUB 5316
:B=4:Z=13:GOSUB 5316
5308 NEXT X:GOTO 5340
5310 PRINT@128,Y$(C)+" SIDE":PRI
NT"REMAINS NEUTRAL":GOSUB 991:GO
TO 5340
5312 PRINT@128,Y$(C)+" FORCES NE
UTRALIZED":PRINT"BECAUSE IT IS U
NDER FOREIGN DOMINATION":GOS
UB 991:GOSUB 991:GOTO 5340
5316 GOSUB 990:Q=PEEK(AQ+AD):W=I
NT(((A(Y,Z)*.05)+1)*Q)
5317 IF Q<>0 AND W<(Q+1) THEN W=
Q+1
5318 IF W>255 THEN W=255
5319 POKE AQ+AD,W:RETURN
5320 PRINT@128, Y$(C)+" FORCES M
OVING TROOPS AND SUPPLI
ES INTO ":PRINT X$(K):GOSUB 991
5325 Y=C:X=K:IF X<2 THEN 5330
5327 B=0:GOSUB 5338:B=2:GOSUB 53
38:B=4:GOSUB 5338:GOTO 5335
5330 B=1:GOSUB 5338:B=4:GOSUB 53
38:GOTO 5335
5335 B=3:GOSUB 990:POKE AQ+AD,10
:GOTO 5340
5338 GOSUB 990:Q=PEEK(AQ+AD)+12:
IF Q>255 THEN Q=255
5339 POKE AQ+AD,Q:RETURN
5340 NEXT C
5400 'LOOP THRU REGIONS AND FIND
IF INVASION IS TAKING PLACE
5401 FOR X=0 TO IX:AK=-1 'INVADE
FLAG
5402 FOR C=0 TO IY
5404 IF (A(C,1)<>X OR A(C,0)=B(X
)) THEN 5410
5406 AK=A(C,0) 'WHO IS INVADING
0=ALLIED 1=AXIS
5408 C=IY
5410 NEXT C
5412 IF AK<0 THEN 5599 'NO INVA
SION IN THIS REGION
5414 F0=0:F1=1:FOR Y=0 TO IY
5415 'DETERMINE FIGHT FACTORS
5416 IF X=0 OR X=1 THEN 5430
5418 IF A(Y,0)=0 THEN 5420 ELSE
5425 'GROUND BATTLE
5420 B=0:GOSUB 990:F=PEEK(AQ+AD)
:B=2:GOSUB 990:F=F+PEEK(AQ+AD):B
=4:GOSUB 990:F=F+PEEK(AQ+AD):B=3
:GOSUB 990:F=F*PEEK(AQ+AD):F0=F0
+F:GOTO 5439
5425 B=0:GOSUB 990:F=PEEK(AQ+AD)
:B=2:GOSUB 990:F=F+PEEK(AQ+AD):B
=4:GOSUB 990:F=F+PEEK(AQ+AD):B=3
:GOSUB 990:F=F*PEEK(AQ+AD):F1=F1
+F:GOTO 5439
5430 IF A(Y,0)=0 THEN 5432 ELSE

```

## YOUR TRS-80\* SPECIALISTS IN CANADA

### COCO SOFTWARE FROM

ADVENTURE INTERNATIONAL  
COMPUTERWARE  
PRICKLEY PEAR  
COGNITEC  
EIGEN  
MICHTRON

TOM MIX  
SPECTRAL  
SILVERWARE  
SOFTLAW  
MARK DATA  
SKYLINE

### ACCESSORIES

PRINTERS  
BOTEK INTERFACES  
MODEMS  
JOYSTICKS

SUPER PRO KEYBOARDS  
EAP GOLD CONNECTORS  
BOOKS, MAGAZINES  
AND MORE

WE HAVE BEEN SERVING TRS-80\* USERS FOR  
3 YEARS WITH THE LARGEST SELECTION OF SOFTWARE  
AND ACCESSORIES AVAILABLE IN CANADA.

WRITE OR PHONE FOR A FREE CATALOGUE  
MASTERCARD AND VISA ACCEPTED



**CMD MICRO COMPUTER SERVICES LTD.**  
10447 124 ST EDMONTON  
ALBERTA T5N 1R7  
PHONE: 403 488-7109

\*TRS-80 is a trademark of Tandy Corp.

```

5435 'SEA BATTLE
5432 B=1:GOSUB 990:F=PEEK(AQ+AD)
:B=4:GOSUB 990:F=F+PEEK(AQ+AD):B
=3:GOSUB 990:F=F*PEEK(AQ+AD):F0=
F0+F:GOTO 5439
5435 B=1:GOSUB 990:F=PEEK(AQ+AD)
:B=4:GOSUB 990:F=F+PEEK(AQ+AD):B
=3:GOSUB 990:F=F*PEEK(AQ+AD):F1=
F1+F:GOTO 5439
5439 NEXT Y
5440 IF AK=0 THEN F1=F1*1.2 ELSE
F0=F0*1.2 ' MULTIPLIER FOR DEF
ENSIVE TROOPS
5442 IF F0>3*F1 THEN 5450 ELSE I
F F1>3*F0 THEN 5460 ELSE IF F0>1
.5*F1 THEN 5470 ELSE IF F1>1.5*F
0 THEN 5480
5443 PRINT"*** DIFFICULT FIGHTING
IN ";X$(X):PRINT"INVASI
ON FAILED, HEAVY LOSSES ON BOT
H SIDES":GOSUB 991 'CONTROL DOES
NOT CHANGE
5444 FOR Y=0 TO IY:FOR B=0 TO IB
:GOSUB 990:Q=PEEK(AQ+AD):POKE AQ
+AD,INT(.6*Q):NEXT B
5446 A(Y,15)=A(Y,15)*.9:NEXT Y
5448 CT=-1:GOTO 5499
5450 PRINT"ALLIES HAVE MAJOR VIC

```

```

TORY IN ";X$(X):GOSUB 991
5452 CT=-1:IF B(X)=1 THEN CT=0
5453 FOR Y=0 TO IY
5454 IF A(Y,0)=1 THEN 5456
5455 FOR B=0 TO 3:GOSUB 990:POKE
AQ+AD,INT(.9*PEEK(AQ+AD)):NEXT
B:B=4:GOSUB 990:POKE AQ+AD,1+PEE
K(AQ+AD):A(Y,15)=A(Y,15)+2:GOTO
5459
5456 FOR B=0 TO 4:GOSUB 990:POKE
AQ+AD,0:NEXT B:A(Y,13)=A(Y,13)-
2:IF A(Y,13)<0 THEN A(Y,13)=0
5457 A(Y,15)=A(Y,15)-2:IF A(Y,15
)<0 THEN A(Y,15)=0
5459 NEXT Y:GOTO 5499
5460 PRINT"AXIS HAS MAJOR VICTOR
Y IN ";X$(X):GOSUB 991
5462 CT=-1:IF B(X)=0 THEN CT=1
5463 FOR Y=0 TO IY
5464 IF A(Y,0)=1 THEN 5466
5465 FOR B=0 TO 3:GOSUB 990:POKE
AQ+AD,INT(.9*PEEK(AQ+AD)):NEXT
B:B=4:GOSUB 990:POKE AQ+AD,1+PEE
K(AQ+AD):A(Y,15)=A(Y,15)+2:GOTO
5469
5466 FOR B=0 TO 4:GOSUB 990:POKE
AQ+AD,0:NEXT B:A(Y,13)=A(Y,13)-
2:IF A(Y,13)<0 THEN A(Y,13)=0

```

# THE BEST JUST GOT BETTER

(With New Low Prices)

## THE BEST HARDWARE

**WORD-PAK II** \$134.95  
80 column video cartridge with soft video switch and smooth scroll.

**C-C BUS** \$129.95  
6 slot software selectable expansion bus.

**P-C PAK (P)** \$ 49.95  
Fully buffered Centronics compatible parallel port cartridge.

**P-C PAK (R)** \$ 59.95  
Battery backed real time clock cartridge.

**P-C PAK (C)** \$ 99.95  
Parallel port and real time clock in one cartridge.

**2SP-PAK** \$ 79.95  
Dual RS232 cartridge.

## THE BEST SOFTWARE

**Support Drivers** \$ 17.95  
Patches and drivers for OS-9 or Flex for Word-Pak, P-C Pak and 2SP-Pak.

**Cbreeze** \$ 29.95  
Full screen editor for OS-9 Word-Pak with "windows" capability.

(OS-9) \*Stylo III wordprocessor \$ 99.95  
(OS-9) \*Stylo Pak (includes stylo, mailmerge and spell checker) \$199.95  
(OS-9) \*X-Word wordprocessor \$ 79.95  
(OS-9) \*X-Merge mail merge for X-Word \$ 29.95  
(OS-9) \*X-Term terminal package \$ 59.95  
(BAS) \*EliteWord wordprocessor \$ 79.95  
(BAS) \*EliteCalc spreadsheet \$ 79.95  
(BAS) \*Deft Pascal software development system \$ 89.95  
(BAS) \*DataPak II terminal package \$ 44.95

### \* COMBO PRICE \*

Take 15% off the list price of any of these software packages when ordered with the Word-Pak II.

and THE BEST SUPPORT, all from



*"Innovative Products for the CoCo User"*

Call or write today for our **FREE** Catalog  
P.O. Box 813 • North Bergen, N.J. 07047 • 201-330-1898

OS-9 is a trademark of Microware.

```

5467 A(Y,15)=A(Y,15)-2:IF A(Y,15)
)<0 THEN A(Y,15)=0
5469 NEXT Y:GOTO 5499
5470 IF RND(-1)>.8 THEN 5479 ELS
E 5490
5471 CT=-1:IF RND(-1)>.8 AND B(X)
)=1 THEN CT=0
5472 FOR Y=0 TO IY:FOR B=0 TO IB
:GOSUB 990
5473 IF A(Y,0)=0 THEN POKE AQ+AD
,INT(.8*PEEK(AQ+AD)) ELSE POKE A
Q+AD,INT(.5*PEEK(AQ+AD))
5474 NEXT B,Y
5475 GOTO 5499
5478 PRINT"ALLIES ARE OUTNUMBERE
D IN ";X$(X);" BUT STIL
L WINS MAJOR BATTLE":G
OSUB 991:GOTO 5471
5479 PRINT"AXIS IS OUTNUMBERED I
N ";X$(X);" BUT STILL W
INS MAJOR BATTLE":GOSU
B 991:GOTO 5481
5480 IF RND(-1)>.8 THEN 5478 ELS
E 5491
5481 CT=-1:IF RND(-1)>.8 AND B(X)
)=0 THEN CT=1
5482 FOR Y=0 TO IY:FOR B=0 TO IB
:GOSUB 990

```

```

5483 IF A(Y,0)=1 THEN POKE AQ+AD
,INT(.8*PEEK(AQ+AD)) ELSE POKE A
Q+AD,INT(.5*PEEK(AQ+AD))
5484 NEXT B,Y
5485 GOTO 5499
5490 PRINT"ALLIES WIN BATTLES IN
";X$(X):GOSUB 991:
GOTO 5471
5491 PRINT"AXIS WINS BATTLE IN
";X$(X):GOSUB 991:GO
TO 5481
5499 IF CT<0 THEN 5599
5500 'CONTROL IN X HAS CHANGED T
O CT RESET GOALS
5510 B(X)=CT:PRINT X$(X);" FALLS
UNDER ":IF CT=0 THEN PRINT"ALLI
ED CONTROL" ELSE IF CT=1 THEN PR
INT"AXIS CONTROL"
5520 ON X+1 GOTO 5570,5570,5532,
5533,5534,5535,5536,5570,5570,55
39,5570,5570,5542
5532 IF CT=1 THEN Y=1:GOSUB 5590
:GOTO 5570
5533 IF CT=1 THEN Y=3:GOSUB 5590
:GOTO 5570
5534 IF CT=0 THEN Y=4:GOSUB 5590
:GOTO 5570
5535 IF CT=0 THEN Y=5:GOSUB 5590

```

# PERY COMPUTERS

## COLOR COMPUTERS

CALL TOLL FREE 1-800-248-3823

### COLOR COMPUTER, DISK DRIVE AND PRINTERS

### COLOR COMPUTER SOFTWARE

	LIST PRICE	OUR PRICE
26-3136 16K Extended Color Computer 2	\$ 159.95	\$ 130.00
26-3127 64K Extended Color Computer 2	219.95	185.00
26-3129 Disk Drive 0 for Color Computer	349.95	290.00
26-1161 Disk Drive 1, 2, 3 for Color Computer	279.95	230.00
26-1276 DMP-105 80 cps Dot Matrix	199.95	169.00
26-1271 DMP-110 50/25 cps Triple Mode Printer	399.95	299.00
26-1255 DMP-120 120 cps Dual Mode Matrix	499.95	365.00
26-1208 Computer Cassette Recorder	59.95	50.00

	LIST PRICE	OUR PRICE
Teletwriter 64 Tape	\$ 49.95	\$ 42.00
Teletwriter 64 Disk	59.95	49.00
VIP Writer	69.95	59.00
VIP Database	59.95	49.00
VIP Terminal Disk	49.95	45.00
VIP Integrated Software	149.95	139.00
RADIO SHACK Software		15% Off
TOMMIX Software		CALL

### OTHER PRINTERS AND ACCESSORIES

### MONITORS

	LIST PRICE	OUR PRICE
EPSON LX-80 Printer	\$ 369.95	\$ 275.00
OKIDATA 82 Printer	349.00	295.00
STAR SG-10 Printer	399.00	265.00
COMREX CR-II Daisy Wheel Printer	499.00	400.00
CITOH 7500 Prowriter Printer	299.00	225.00
BOTEK Serial to Parallel Interface	59.00	49.00

	LIST PRICE	OUR PRICE
COMREX 12" Green Monitor	\$ 119.00	\$ 95.00
COMREX 12" Amber Monitor	129.95	110.00
COMREX 13" Color Monitor	329.95	265.00
AMDEK 300A Monitor	199.95	155.00
VIDEO PLUS Monitor Adaptor		CALL
Teknika RGB/Composite Color Monitor	399.00	299.00

### COLOR ACCESSORIES

	LIST PRICE	OUR PRICE
26-2226 RS-232 Program Pak	\$ 79.95	\$ 68.00
26-3012 Deluxe Joystick (EACH)	39.00	34.00
26-3017 64K RAM Kit	69.95	59.00
26-3008 Joysticks	24.95	21.00
26-3016 Keyboard Kit	39.95	34.00

	LIST PRICE	OUR PRICE
26-3018 Extended Basic Kit	\$ 99.95	\$ 34.00
26-1175 Direct Connect Modem I	99.95	85.00
26-1173 Direct Connect Modem II	199.95	169.00
Signalman Modem 300/1200 Baud	399.00	275.00
Hayes Modems		185.00

All prices and offers may be changed or withdrawn without notice. Advertised prices are cash prices. For shipping, add 2% (minimum shipping charge \$2.00). C.O.D. accepted. \$4.00 charge per carton. C.O.D. Call for further C.O.D. information. M.C. Visa, AX, and 3E.

PERY COMPUTERS • 124 SOUTH MAIN STREET • PERRY, MI 48872

```

:GOTO 5570
5536 IF CT=1 THEN Y=2:GOSUB 5590
:GOTO 5570
5539 IF CT=1 THEN Y=6:GOSUB 5590
:GOTO 5570
5542 IF CT=1 THEN Y=4 ELSE Y=1
5543 A(Y,14)=A(Y,14)+10:IF CT=1
THEN PRINT"AXIS CAPTURES ENERGY
RESERVES IN MIDDLE EAST" ELSE
PRINT"ALLIES CAPTURE ENERGY RESE
RVES IN MIDDLE EAST"
5570 GOTO 5599
5571 IF B(4)=1 THEN A(0,1)=4
5572 IF B(5)=1 THEN A(0,1)=5
5573 IF B(11)=1 THEN A(0,1)=11
5574 IF B(1)=1 THEN A(0,1)=1
5575 IF B(2)=1 THEN A(0,1)=2
5576 IF B(0)=1 THEN A(0,1)=0
5577 IF B(3)=1 THEN A(0,1)=3
5578 IF B(2)=1 THEN A(0,1)=2
5579 IF B(4)=1 THEN A(1,1)=4
5580 IF B(10)=1 THEN A(1,1)=10
5581 IF B(5)=1 THEN A(1,1)=5
5582 IF B(11)=1 THEN A(1,1)=11
5583 IF B(8)=1 THEN A(1,1)=8
5584 IF B(1)=1 THEN A(1,1)=1
5585 IF B(0)=1 THEN A(1,1)=0
5586 IF B(12)=1 THEN A(1,1)=12
5587 IF B(3)=1 THEN A(1,1)=3
5588 IF B(2)=1 THEN A(1,1)=100
5589 GOTO 5700
5590 FOR B=11 TO 15:A(Y,B)=INT(.
2*A(Y,B)):NEXT:A(Y,1)=200:RETURN
5599 NEXT X
5600 FOR Y=0 TO 6:A(Y,13)=A(Y,13
)+INT(.1*(A(Y,11)+A(Y,12)+A(Y,14
))) 'UPDATE COUNTRY CONDITIONS
5610 IF FL=10 THEN GOSUB 5571 EL
SE GOSUB 5620
5615 GOTO 5699
5620 FOR C=0 TO 6:ON C+1 GOTO 56
25,5626,5627,5628,5629,5630,5631
5625 ON T+1 GOTO 5650,5650,5650,
5650,5650,5650,5650,5650,56
50,5650,5671,5671,5671,5671,5671
,5665,5665,5651,5651,5663,5663,5
663,5664,5664 'USA GOALS
5626 ON T+1 GOTO 5650,5651,5651,
5651,5651,5651,5651,5651,56
51,5651,5671,5671,5671,5671,5671
,5665,5665,5651,5651,5663,5663,5
663,5664,5664 'GB GOALS
5627 ON T+1 GOTO 5650,5669,5667,
5667,5668,5668,5668,5651,5651,56
51,5651,5651,5651,5651,5651,5651
,5651,5666,5666,5666,5669,5669,5

```

# NEW!



## MAROONED!

By Steve Hartford

Sitting on the back porch one afternoon, you see a strange, flashing UFO descend from the clouds & land out in the corn field. Being the curious type, you run out to investigate and find a spaceship with it's hatch open. As you step inside, the hatch closes and the ship takes off! You must find a way to get back home. A great graphics adventure! 32K & one disk drive required.

Disk or Amdek \$29.95



## Blackjack Dealer Feeler Dealer

These two programs help you develop your Blackjack skill and strategy. In **Blackjack Dealer**, the computer deals the cards and plays the dealer's hand against you. **Feeler Dealer** enables you to test your strategy by playing the desired number of hands using your techniques & tendencies. A great teacher for new Blackjack players and a valuable tool for the veteran player. Both programs included 32K extended.

Tape \$24.95 Disk \$29.95



## EAGLE

A graphic-enhanced lunar simulator. The pilot breaks out of lunar orbit and attempts a soft landing on the lunar surface. Joystick control, thrust and craft altitude and information is continuously displayed on horizontal and vertical velocities, acceleration values, vertical and horizontal distances from target, fuel consumption, and much more. Disk version allows choice of landing site between Mars and Earth's moon. A great tool for the future astronaut or physicist. 32K, 2 joysticks required.

Tape - \$24.95 Disk - \$29.95

<b>Testmaker</b>	<b>\$29.95</b>
Disk Only	
<b>Maycode</b>	<b>\$24.95</b>
5809 Disassembler	
<b>ALPHA - 40+</b>	<b>\$19.95</b>
Disk Only - 32K	
<b>TDIR</b>	<b>\$24.95</b>
Tape Directory	
<hr/>	
P51 Mustang 32K	\$23.75
Worlds Of Flight	\$23.75
Sailor Man 64K	\$23.75
Trekboer 32K	\$19.75
Tut's Tomb 32K	\$19.75
Zookey Typing Tutor	\$19.75
To Preserve Quantic	\$29.75
Disk • 32K	
LIZPACK	\$145.00
Disk • Stat Anal	
Super Screen Machine	\$33.75

Add \$3.00 For Disk

## This Month's Special

### Raid On Burdanovka

Your mission, should you decide to accept it, is to steal Russia's newest weapon & save the world. Good luck, you'll need it! Advanced text adventure with 50 rooms. 32K

Tape \$19.95 Disk \$24.95

Expires 7/31/85



## Amdek Dual 3" Disk Drive

NEW LOW PRICE! **\$269** NEW LOW PRICE!

Includes 10 Diskettes & Cable  
Amdek 3" Disks 10 for \$25

## Monitors

<b>Amdek Color 1+</b>	<b>\$199</b>
Reconditioned - 90 Day Warranty	
<b>Amdek Color 300</b>	<b>\$239</b>
<b>Amdek Color 500</b>	<b>\$339</b>

## Mark Data Video Driver

Works On All Cocos • No Soldering

**\$27.95**

With Monitor Purchase - \$25.95

Reverse Video Switch \$11.95

**\$1.00 Shipping!**

**We'll Ship Your Order  
To Anywhere In The USA  
For \$1.00**

Software Only - Hardware Shipped At Cost  
Outside USA - \$2.00 Program (50.00 Max.)

**Send For Our Free Catalog  
Gift Certificates Available**

# Saguaro Software

NEW ORDER LINE  
**602-795-4159**

C.O.D. Orders Add \$3.00



7331 E. Beverly • Tucson, Az. 85710  
Az. Residents Add 7% Tax



```

669,5664,5664 'USSR GOALS
5628 ON T+1 GOTO 5650,5651,5651,
5651,5652,5652,5652,5652,5652,56
52,5652,5652,5652,5652,5652,5652
,5652,5652,5652,5652,5652,5652,5
664,5664,5664 'FRA GOALS
5629 ON T+1 GOTO 5650,5669,5667,
5667,5663,5662,5662,5662,5662,56
66,5666,5666,5666,5666,5666,5666
,5666,5651,5651,5651,5651,5651,5
651,5663,5652 'GER GOALS
5630 ON T+1 GOTO 5650,5651,5651,
5651,5651,5651,5651,5651,5651,56
72,5651,5651,5651,5651,5651,5651
,5651,5652,5652,5652,5652,5652,5
652,5652,5652 'ITL GOALS
5631 ON T+1 GOTO 5650,5652,5652,
5652,5652,5652,5652,5652,5652,56
52,5652,5652,5652,5652,5652,5652
,5652,5652,5652,5652,5652,5652,5
652,5664,5664 'POL GOALS
5650 A(C,1)=999:GOTO 5680
5651 A(C,1)=100:GOTO 5680
5652 A(C,1)=200:GOTO 5680
5660 A(C,1)=0:GOTO 5680
5661 A(C,1)=1:GOTO 5680
5662 A(C,1)=2:GOTO 5680
5663 A(C,1)=3:GOTO 5680
5664 A(C,1)=4:GOTO 5680
5665 A(C,1)=5:GOTO 5680
5666 A(C,1)=6:GOTO 5680
5667 A(C,1)=7:GOTO 5680
5668 A(C,1)=8:GOTO 5680
5669 A(C,1)=9:GOTO 5680
5670 A(C,1)=10:GOTO 5680
5671 A(C,1)=11:GOTO 5680
5672 A(C,1)=12:GOTO 5680
5680 NEXT C
5681 RETURN
5699 RETURN
5700 IF A(2,0)=1 AND B(12)=0 THE
N A(2,1)=12
5701 IF A(2,0)=1 AND B(9)=0 THEN
A(2,1)=9
5702 IF A(2,0)=0 AND B(4)=1 THEN
A(2,1)=4
5703 IF A(2,0)=0 AND B(9)=1 THEN
A(2,1)=9
5704 IF A(2,0) <> B(6) THEN A(2,1)
=100
5705 IF B(4)=1 THEN A(3,1)=4
5706 IF B(2)=1 THEN A(3,1)=2
5707 IF B(3)=1 THEN A(3,1)=100
5708 IF B(2)=0 THEN A(4,1)=2
5709 IF B(3)=0 THEN A(4,1)=3
5710 IF B(6)=0 THEN A(4,1)=6
5711 IF B(0)=0 THEN A(4,1)=0
5712 IF B(8)=0 THEN A(4,1)=8
5713 IF B(7)=0 THEN A(4,1)=7
5714 IF B(11)=0 THEN A(4,1)=11
5715 IF B(5)=0 THEN A(4,1)=5
5716 IF B(4)=0 THEN 5780
5717 IF B(10)=0 THEN A(5,1)=10
5718 IF B(12)=0 THEN A(5,1)=12
5719 IF B(3)=0 THEN A(5,1)=3
5720 IF B(11)=0 THEN A(5,1)=11
5721 IF B(4)=0 THEN A(5,1)=4
5722 IF B(5)=0 THEN A(5,1)=100
5723 IF B(9)=1 THEN A(6,1)=100
5730 RETURN
5780 CLS:PRINT@128," GERMANY
SURRENDERS ! T
HE WAR IS OVER !!":GOTO 5780
5800 CLS:PRINT@128,"IT IS ";K$;"
, ";YR:PRINT:PRINT:PRINT"THE MIL
ITARY GOALS ARE":GOSUB 991
5810 FOR C=0 TO 6:IF A(C,1)=999
THEN K$=" REMAIN NEUTRAL" ELSE I
F A(C,1)=100 THEN K$=" DEFEND PO
SITIONS" ELSE IF A(C,1)=200 THEN
K$="OCCUPIED" ELSE IF A(C,1)>-1
AND A(C,1)<13 THEN K$=" INVADE
"+X$(A(C,1))
5820 PRINT C;" ";Y$(C):PRINTK$:G
OSUB 991:NEXT C
5830 PRINT" DO YOU WANT TO CHAN
GE GOALS? (Y/N)"
5832 K$=INKEY$:IF K$="" THEN 583
2 ELSE IF K$="Y" THEN 5840 ELSE
5890
5840 PRINT" ENTER THE COUNTRY'S
NUMBER 0-6":INPUT C:IF C<0 OR C>
6 THEN 5840
5842 PRINT"INPUT NEW GOAL FOR TH
E ";Y$(C);" TROOPS":PR
INT" -1 = REMAIN NEUTRAL
-2 = DEFEND CURRENT POSITIO
N 0 TO 12 = INVADE THAT REGIO
N"
5844 INPUT W:IF W<-2 OR W>12 THE
N 5842 ELSE IF W=-2 THEN A(C,1)=
999 ELSE IF W=-1 THEN A(C,1)=100
ELSE A(C,1)=W
5850 FL=10:GOSUB 5930:GOTO 5800
5890 RETURN
5900 TF=0
5905 ON B+1 GOTO 5910,5911,5912,
5913,5915,5917
5910 TF=10:A$(10)=STR$(Q)+" DIVI
SIONS":RETURN
5911 TF=10:A$(10)=STR$(Q)+" NAVA
L TASK FORCES":RETURN
5912 TF=10:A$(10)=STR$(Q)+" AIRC
RAFT SQUADRONS":RETURN
5913 IF Q=0 THEN TF=0 ELSE IF Q>
=5 THEN TF=1 ELSE TF=2

```



# THE DIFFERENCE BETWEEN PROGRAMMING AND SUCCESSFUL PROGRAMMING

## DISK ANTI-PIRATE

(A Breakthrough in Disk Protection)



**Your Only Weapon Against Software Piracy!**

Here is a chance for you to copy-protect your Basic and ML programs. DISK ANTI-PIRATE does more than any other program in the market. Compare the features:

- ★ Auto starts your Basic/ML programs.
- ★ Effectively encrypts your programs.
- ★ Disables BREAK/CLEAR KEY, RESET BUTTON.
- ★ Modifies your code so LIST, LLIST, POKE, PEEK, EXEC, USR, CSAVE (M), CLOAD (M), EDIT, DEL, TRON, TROFF, SAVE (M), LOAD (M), MERGE will ONLY work with your own PASSWORDS.
- ★ Your Basic program loads with LOADM.
- ★ Includes a Title Screen Editor to create title screens, which can be displayed while your program loads.
- ★ 'ONERR GOTO' feature to trap errors (even for ML programs).
- ★ Can be used to turn on 64K ALL-RAM MODE in 32K/64K memory systems.
- ★ EASY-TO-USE and FULL DOCUMENTATION.
- ★ NO ROYALTIES/AGREEMENTS/CONTRACTS.

**MIN. 16K ECB Disk System.**  
(Works with CoCol and CoColl)  
**ONLY \$59.95**

## HIDE-A-BASIC 1.1

(A Breakthrough in Cassette Protection)

**AT LAST!** A program that combines autostart with complete protection of your valuable Basic programs.



### IMPORTANT FEATURES:

- Autostarts your programs.
- A ML program that modifies your program and NOT just 'Stands Apart'.
- Option to disable Break-key, Clear key & Reset button.
- Disables LIST, LLIST, EDIT, DEL, TRON, TROFF, CSAVE (M), CLOAD (M).
- Disables POKE, PEEK, EXEC & USR to prevent 'Back-door entry' to your program.
- Disables disk functions to avoid access thru Disk System.
- Creates an 'ONERR GOTO' routine to trap errors.
- Your Basic program is loaded as a ML program - with CLOADM.
- Full documentation.

**WITH HIDE-A-BASIC 1.1 THERE IS PRACTICALLY NO WAY ANYONE CAN 'GET INTO' YOUR PROGRAM.**

Buy Now & Protect your Profits. For 16K ECB Cassette System. Tape Only \$24.95.

Buy BOTH for **ONLY \$79.95.**



**MICROCOM SOFTWARE**  
P.O. BOX 214, FAIRPORT, N.Y. 14450  
716-223-1477

**To Order:** VISA, MC, CHECK, MO, COD (\$2.50 extra) Please add \$2.00 shipping and handling (Foreign \$5.00), NYS Residents, please add Sales Tax.  
• Immediate shipment • Order by phone and get a \$2.00 refund for your phone call • Call for discounts on bulk quantities • Dealer inquiries invited.

## 500 POKES, PEEKS 'N EXECs for the TRS-80 COLOR COMPUTER



**NEVER BEFORE** has this information of vital significance to a programmer been so readily available to everyone. This book will help you 'GET UNDERNEATH THE COVER' of the Color Computer and develop your own HI-QUALITY programs. **SO WHY WAIT?**

**This 80-page book includes POKEs, PEEKs and EXECs to:**

- ★ Autostart your Basic programs.
- ★ Disable most Color Basic/ECB/Disk Basic commands.
- ★ Disable BREAK KEY, CLEAR KEY and RESET BUTTON.
- ★ Generate a Repeat-Key.
- ★ Merge two Basic programs.
- ★ Transfer Rompaks to tape (for 64K only).
- ★ Speed up your programs.
- ★ RESET, MOTOR ON/OFF from keyboard.
- ★ Restart your Basic program thru the RESET BUTTON.
- ★ Produce Key-Clicks and Error-Beeeps.
- ★ Recover Basic programs lost by NEW, ?IO ERRORS and faulty RESET.
- ★ Set 23 different GRAPHIC/SEMIGRAPHIC modes.
- ★ Set 15 of the most commonly used Baud Rates.
- ★ Allow you more plays in 23 of your favorite arcade games.
- ★ AND MUCH MUCH MORE!!!

**COMMANDS COMPATIBLE WITH 16K/32K/64K COLOR BASIC/ECB/DISK BASIC CASSETTE and DISK SYSTEMS and CoCol and CoColl.**

**ONLY \$16.95**

## UTILITY ROUTINES for the TANDY & TRS-80 COLOR COMPUTER (VOL I)



This powerful book for Basic and ML Programmers, includes program explanation, memory requirements, and an annotated source listing for the utility routines given below. **These routines if bought individually will cost you HUNDREDS OF DOLLARS.** These are 100% Position Independent ML Utilities and require no ML programming knowledge.

**COMMAND KEYS:** Access most Basic Commands with 2 keystrokes.  
**CURSOR STYLES:** Create OVER 65000 Cursor Styles.  
**FULL LENGTH ERRORS:** Get full length error messages.  
**KEY CLICKER:** Ensure key input accuracy.  
**PAUSE CONTROL:** Put Basic / most ML programs "on hold".  
**REPEAT KEY:** Repeat ANY key 5 different repeat speeds.  
**REVERSE VIDEO (Green and Red):** Eliminate eye strain.  
**SPDOLER (16K, 32K, 64K):** Don't wait for those printouts. 32K Spooling Buffer in 64K.  
**SUPER SCROLLER (64K Only):** Save and examine everything that scrolls off the text screen.  
**TAPE-TO-DISK:** Move Basic and ML programs from Tape to Disk.  
**AND MUCH MUCH MORE!!**

Compatible with 16K/32K/64K ECB / Cassette and Disk Systems and CoCo I and CoCo II.

**BOOK \$19.95**

**THESE ROUTINES (READY-TO-RUN) ON  
CASSETTE/DISK: \$24.95  
BOTH BOOK & CASSETTE/DISK: \$36.95**



**24-HOUR ORDER HOT LINE: (716) 223-1477**

```

5914 RETURN
5915 TF=10:A$(10)=STR$(Q)+" UNIT
S OF SUPPLIES":RETURN
5917 TF=10:IF Q=999 THEN 5918 EL
SE IF Q=100 THEN 5919 ELSE IF Q=
200 THEN 5921 ELSE 5920
5918 A$(10)=" REMAIN NEUTRAL":RE
TURN
5919 A$(10)=" TAKE DEFENSIVE POS
ITION":RETURN
5920 A$(10)=X$(Q):RETURN
5921 A$(10)=" ARE UNDER
FOREIGN DOMINATION":RE
TURN
5930 IF T=0 THEN T=2
5931 Y=INT(T/4+.1):B=T-4*Y:IF B=
0 THEN K$="WINTER" ELSE IF B=1 T
HEN K$="SPRING" ELSE IF B=2 THEN
K$="SUMMER" ELSE IF B=3 THEN K$
="AUTUMN" ELSE K$=""
5932 YR=1939+Y:IF(T=3 AND FL<>10
) THEN 5935 ELSE RETURNRETURN
5935 X=3:Y=3:B=3:GOSUB 990:POKE
AQ+AD,0:RETURN
9000 FOR X=0 TO 12:FOR Y=0 TO 6
:FOR B=0 TO 4:GOSUB 990:PRINT#-
2,X;" ";Y;" ";B;" ";PEEK(29000+AD):NEXT B,Y,X

```

5066	.....254	5512	.....145
5108	.....11	5551	.....58
5310	.....175	5635	.....228
5330	.....243	5700	.....240
5455	.....42	5877	.....34
		END	.....37

Listing 3: STOCKCAR

```

5000 'SCOREBOARD
5001 CLS:PRINT STRING$(32,CHR$(1
98)):PRINT" TRANSOUTH 500 - DARL
INGTON, SC"
5002 PRINT USING"###";LS;:PRINT"
LAPS..TIME ";:GOSUB 5060:PRINT
K$
5003 PRINT"POSIT DRIVER
LAP"
5005 FOR P=1 TO 10:GOSUB 5050:PR
INT USING"#####
#####";P," ",Y$(D)," ",A(D,2
)
5006 NEXT
5007 PRINT STRING$(31,CHR$(198))
;
5008 K$=INKEY$:IF K$="" THEN 500
8 ELSE RETURN
5050 X=0:B=6:FOR Y=0 TO IY
5051 GOSUB 990:Q=PEEK(AQ+AD):IF
Q=P THEN D=Y ELSE 5053

```

## TRS-80 COMPUTER DISCOUNTS



### COLOR COMPUTERS

26-3134 16k color II	110.00
26-3136 16k ext color II	130.00
26-3127 64k color comp	179.00
26-3029 1st disk drive	289.95
26-3130 2nd disk drive	169.95

### PRINTERS

26-1276 DMP-105	169.95
26-1271 DMP-110	299.95
26-1255 DMP-120	395.00
26-1278 DWP-220	500.00

### MODEL 4 and 1000's

25-1000 mod 1000	999.95
26-3211 Monochrome monitor	125.00
26-1089 mod 4 64k 2dr.	999.00
26-1080 mod 4 p	CALL
25-1005 2nd drive mod 1000	215.00
25-1004 128K memory board	250.00

**We Carry the Complete Line of TRS-80  
Computer Products at Discount Prices**  
**CALL FOR A FREE PRICE LIST 800-257-5556**  
**IN N.J. CALL 609-769-0551**

## WOODSTOWN ELECTRONICS

Rt. 40 E. WOODSTOWN, N.J. 08098

```

5052 Y=15
5053 NEXT Y
5054 RETURN
5060 TT=T*40:T0=INT(TT/3600):T1=
INT((TT-3600*T0)/60):T2=INT(TT-3
600*T0-60*T1)
5066 K$=MID$(STR$(T0),2,2)+": "+M
ID$(STR$(T1),2,2)+": "+MID$(STR$(
T2),2,2):RETURN
5100 Q=RND(-TIMER):X$(0)="" :LP=1
.36:LS=367:TS=157.7
5102 Y$(0)="BILL ELLIOTT - FORD"
:Y$(1)="DAVID PEARSON - CHEVY":Y
$(2)="TERRY LABONTE - CHEVY":Y$(
3)="BENNY PARSONS - CHEVY":Y$(4)
="LAKE SPEED - PONTIAC":Y$(5)="R
ON BOUCHARD - BUICK":Y$(6)="NEIL
BONNETT - BUICK":Y$(7)="DALE EA
RNHARDT - CHEVY"
5104 Y$(8)="RICKY RUDD - FORD":Y
$(9)="BUDDY BAKER - OLDS":Y$(10)
="GEOFF BODINE - CHEVY":Y$(11)="
HARRY GANT - CHEVY":Y$(12)="DARR
ELL WALTRIP - CHEVY":Y$(13)="DAV
E MARCIS - CHEVY":Y$(14)="TIM RI
CHMOND - PONTIAC"
5106 B$(0)="TRACK POSITION":B$(1
)="TIRE CONDITION":B$(2)="BRAKE
CONDITION":B$(3)="GEARBOX CONDIT
ION":B$(4)="ENGINE CONDITION":B$(
5)="FUEL LEVEL":B$(6)="CURRENT
POSITION":B$(7)="PIT ON NEXT LAP
?"
5107 A$(1)="FRONT STRAIGHT":A$(2
)="TURN ONE":A$(3)="TURN TWO":A$(
4)="BACK STRETCH":A$(5)="TURN T
HREE":A$(6)="TURN FOUR":A$(7)="I
N PITS"
5108 IX=0:IY=14:IB=7
5199 RETURN
5200 FG=10
5204 B=0:FOR Y=0 TO IY:GOSUB 990
:POKE AQ+AD,(15-Y):NEXT Y
5206 FOR B=1 TO 4:FOR Y=0 TO IY:
GOSUB 990:POKE AQ+AD,250:NEXT Y,
B
5208 B=5:FOR Y=0 TO IY:GOSUB 990
:POKE AQ+AD,250:NEXT Y
5210 B=6:FOR Y=0 TO IY:GOSUB 990
:POKE AQ+AD,Y+1:NEXT Y
5211 B=7:FOR Y=0 TO IY:GOSUB 990
:POKE AQ+AD,0:NEXT Y
5212 FOR Y=0 TO IY:A(Y,0)=((15-Y
)/255)*LP:A(Y,1)=TS-.3*Y:A(Y,2)=
1:A(Y,3)=TS-.2*Y:A(Y,5)=0:NEXT Y
5220 A(1,4)=7:A(3,4)=110:A(8,4)=
250
5299 FL=2:RETURN
5300 CLS(3):FOR Y=0 TO IY:TL=30:

```

# It's time we put our chips on the table



and showed you our best  
deals on computer hardware.

## HARDWARE SPECIALS

Extended Basic w/bk	\$ 39.95	26-1276 DMP-105 Printer 80 cps	\$179.95
64k (DEI) Memory Upg	\$ 49.95	C/Itch 8510 BPI Printer 120 cps	\$399.95
26-3129 CoCo Drive	\$309.95	C/Itch 7500 Printer	\$249.95
26-1161 CoCo Drive 1	\$229.95	NAP Video Monitor (Grn Amber)	\$109.95
HJL Keyboard (D.E.F.2)	\$ 79.95	Video Monitor Adapters	\$ 29.95
26-3127 64K Extended CoCo2	\$179.95	26-3124 Multi-Pac Interface	\$ 89.95
26-3134 16K Standard CoCo2	\$ 89.95	Bolex Ser/Par Interface	\$ 69.95
26-3136 16K Extended CoCo2	\$129.95	26-1278 DWP 220 Printer	\$539.95
26-3802 Model 100 24K	\$449.95	26-3860 Model 200	\$899.95
26-3816P 8K Upgrade Model 100	\$ 55.95		

## ACCESSORIES

Volksworld 1200	\$299.95	Mach II Joystick	\$ 39.95
RS D.C. Modem IB	\$ 89.95	26-3030 OS-9 (64k)	\$ 64.95 (disk)
Novation J-Cat Modem	\$125.95	Basic-09 (req. OS-9)	\$ 87.95 (disk)
USR Password 300	\$179.95	C/Compier (OS-9)	\$ 87.95 (disk)
Hayes SM 300 Modem	\$239.95	FHL D-Pak (req. OS-9)	\$ 34.95 (disk)
USR Password 1200	\$399.95	Elite Word	\$ 59.95 (dttc)
USR Password 2400	\$599.95	Elite Calc	\$59.95 (dttc)
CoCo Switcher	\$ 39.95	Color Term Plus	\$29.95 (cass)
Elephant Disks 50dd	\$ 18.95	Def Pascal	\$ 79.95
		26-3012 Deluxe Joystick	\$ 34.95

NEW! Dual Double Sided Drives including cass. power supply & cable	\$375.95	NEW! 26-3128 64K Direct Video CoCo2	\$219.95
---	----------	--	----------

OS-9 is a trademark of Microware

## MSI SOFTWARE

MSI DISKUTIL NEW	\$ 19.95	MSI NAMEFILE	\$ 24.95
COLOR FINANCE IV	\$ 89.95	MSI CALENDAR NEW	\$ 19.95
COLOR FINANCE II NEW	\$ 89.95	MSI COLOR PAYROLL NEW	\$ 99.95

Call for prices and availability of your favorite software and hardware. All advertised items subject to availability. Prices do not include shipping and handling. All of the above units are covered by our 120 day carry-in warranty.

TRS-80 Trademark Tandy Corporation. Prices subject to change without notice. Write for our FREE newsletter.



**DELKER ELECTRONICS, INC.**

P.O. Box 897  
408C Nissan Blvd. Smyrna, TN 37187

Call Toll Free:  
**800-251-5008**  
**800-545-2502** (TENNESSEE)  
**615-459-2638** (TENNESSEE)  
**615-254-0088** (NASHVILLE)



# New Hard Drives

----- COMPLETE SYSTEM ----- JUST PLUG IN -----

**Call For  
BEST PRICE**



**Warranty - One Full Year**

5 to 20 Megabyte, ready to run on the TRS  
80 Model I/III/IV/4P, color computer,

**64K UPGRADES \$39<sup>95</sup>**

**star** PRINTERS

- \* 100 - 120 - 160 CPS
- \* Bidirectional Logic Seeking
- \* Friction and Tractor
- \* 9X9 Dot Matrix
- \* True Descenders
- \* High Res-Bit Image Block Graphics

PRINTER CABLES AND  
INTERFACES AVAILABLE  
Call for current pricing

- \* Super Script-Subscript
- \* Underlining
- \* Backspacing Doublestrike
- \* 5, 6, 8 1/2, 10, 12 and 17 Pitch
- \* Programmable Line Spacing
- \* SIX (6) MONTH WARRANTY

**GEMINI 10X** (9 Inch Carriage, 120cps) Friction and Tractor . . . SCALL  
**GEMINI 15X** (15 Inch Carriage, 120cps) Friction and Tractor . . . SCALL  
**DELTA 10** (10 Inch Carriage, 160cps) Friction and Tractor . . . SCALL  
**POWER TYPE Letter quality**



NEW  
MODEL

**\$239**

**SG-10**

## NEW QUALITY VIDEO MONITORS

Starting at **\$79.<sup>95</sup>**

**MONOCHROME  
COLOR MONITORS**



### VIDEO DRIVER

ENABLES YOUR COCO TO OPERATE WITH A  
VIDEO MONITOR INSTEAD OF A TELEVISION!

### SCREEN DUMP PROGRAM

The best screen dump program for the Epson & Gemini  
printers ever!! Have the option of standard images  
or reverse w/regular or double sized pictures **\$19<sup>95</sup>**

### SP-3 INTERFACE for Color Computer

- 300-19,200 BAUD rates
- External to printer — No AC Plugs
- Built in modem/printer switch—no need for  
Y-cables or plugging/unplugging cables

**Only:**

~~\$59.95~~



**COMPLETE SYSTEM**

**299<sup>95</sup>**

NEW  
LOW  
PRICE

now  
with  
screen  
dump

*Nothing more to buy!*

Dealer inquiries invited



**TRUE DATA PRODUCTS**

195 Linwood Street, P.O. Box 546  
Linwood, Massachusetts 01525



**CALL US TODAY!!  
ORDER TOLL FREE**

**(617)234-7047  
1-800-635-0300**

# NEW DISK DRIVES

STARTING AT

**\$ 89.<sup>95</sup>**

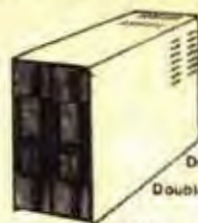
**WITH CASE &  
POWER SUPPLY  
\$129.95**



TANDON MPI TEAC

Speed 6 ms tk to tk and up  
Capacity 250k unformatted  
Tracks 40  
Warranty **now 1 YEAR**

New Low Price!



40 Trk 6Ms  
Double Sided  
Double Density

40 or 80 Tracks

1/2 Hght. Teac/Panasonic



We carry only the finest quality disk drives • no seconds • no surplus

**SATISFACTION GUARANTEED!!**

ALL DRIVES FULLY TESTED & WARRANTED

- Complete Disk Drive with Power Supply & Case ..... Teac ..... \$129.95
- Two Drives in Dual Case & Power Supply ..... Teac ..... ~~\$279.95~~ CALL
- 1/2 ht double sided double density Disk Drives (Panasonic/Teac) **\$119.95**
- 1/2 ht double sided double density Disk Drive with ps & case ..... ~~\$199.95~~ CALL



How to use your new drive system on audio cassette

Single ps & case \$44.95 Dual 1/2 ht ps & case ..... \$54.95 Dual ps & case ... Call

Color Computer Controller (J&M)



\$129.95

**DRIVE Ø FOR RADIO SHACK COLOR COMPUTER**

TANDON, MPI OR TEAC DRIVE (SINGLE SIDED 40 TRACKS SPEED 5 MS TRK TO TRK & UP)  
POWER SUPPLY and CASE, 2 DRIVE CABLE WITH ALL GOLD CONNECTORS

J&M CONTROLLER, MANUAL and DOCUMENTATION ..... ~~\$249.95~~ ..... **\$ SALE!**

BUY THE BEST  
FOR LESS!  
CALL!

**DRIVE Ø FOR RADIO SHACK COLOR COMPUTER**

PANASONIC 1/2 HEIGHT DOUBLE SIDED DOUBLE DENSITY DRIVE 500K unformatted  
POWER SUPPLY and CASE, 2 DRIVE CABLE WITH ALL GOLD CONNECTORS

J&M CONTROLLER, MANUAL and DOCUMENTATION ..... ~~\$279.95~~ ..... **Super!! SALE!**

TAKE ADDED SAVINGS ON TWO DRIVE SYSTEMS

DISKETTES with free library case ..... **\$17.95**

Unadvertised Specials ..... **\$Call**

Drives cleaned, aligned & tested ..... **\$29.95**



10 Diskettes

CONTROL DATA

TECHNICAL STAFF ON DUTY, PLEASE CALL FOR ASSISTANCE.



**CALL US TODAY!!  
ORDER TOLL FREE**

**(617) 234-7047**

**1-800-635-0300**

• DEALER INQUIRIES INVITED.

**(617) 234-7047**



**TRUE DATA PRODUCTS**

195 Linwood Street, P.O. Box 546

Linwood, Massachusetts 01525

(617) 234-7047

HOURS MON-SAT 9-6 (EST)

We welcome

- Visa / Master Charge
- Checks (allow 2 weeks for clearing)
- C.O.D. Add \$2.00

```

PRINT:GOSUB 5690
5301 IF A(Y,5)=1000 THEN 5590 EL
SE IF FG=15 THEN 5315 ELSE IF FG
=10 THEN 5310 ELSE IF FG=20 THEN
5320 ELSE IF FG=30 THEN 5330
5310 IF A(Y,5)=999 THEN 5500 ELS
E IF A(Y,5)=0 THEN 5400 'GREEN F
LAG
5310 IF A(Y,5)=999 THEN 5500 ELS
E IF A(Y,5)=0 THEN 5400 'GREEN F
LAG
5311 TL=TL-A(Y,5):IF TL<0 THEN 5
312 ELSE 5314 'ALREADY IN PITS
5312 A(Y,5)=A(Y,5)-40:PRINTY$(Y)
:PRINT" IN PITS":GOTO 5599 'STAY
IN PITS
5314 A(Y,5)=0:PRINTY$(Y):PRINT"
OUT OF PITS":GOTO 5400 RUN WITH
TL TIME LEFT
5315 IF A(Y,5)<>0 THEN 5316 ELSE
5599
5316 A(Y,0)=A(Y,0)+A(Y,3)*TL/360
0:A(Y,2)=A(Y,2)+1:GOTO 5599
5320 IF A(Y,5)=999 THEN 5500 ELS
E IF A(Y,5)=0 THEN 5323 ELSE 531
1
5323 PRINTY$(Y):PRINT"RUNNING UN

```

```

DER YELLOW":A(Y,1)=124:SQ=A(Y,1)
*TL/3600:A(Y,0)=A(Y,0)+SQ:B=1:GO
SUB 990:Q=PEEK(AQ+AD):IF Q<100 T
HEN A(Y,5)=999 'RUN UNDER YELLOW
& CHCK TIRES
5324 B=5:GOSUB 990:Q=INT(PEEK(AQ
+AD)-(SQ*10/(3.5+RND(100)*.01)))
:IF Q<0 THEN Q=0 ELSE IF Q>250 T
HEN Q=250
5325 POKE AQ+AD,Q:IF Q<140 THEN
A(Y,5)=999
5326 GOTO 5490
5330 X=0:FOR B=1 TO 5:GOSUB 990:
POKE AQ+AD,250:NEXT 'RED FLAG
5331 B=0:GOSUB 990:POKE AQ+AD,0:
A(Y,0)=A(Y,2)*LP:GOTO 5599
5400 IF A(Y,2)=A(Y,4) AND RND(10
)>3 THEN 5435 ELSE 5431
5431 X=0:B=1:GOSUB 990:Q=PEEK(AQ
+AD):B=2:GOSUB 990:Q1=PEEK(AQ+AD
):IF Q<20 OR Q1<20 OR RND(15000)
>14998 THEN 5435 ELSE 5440
5435 CLS:PRINT@128,Y$(Y):PRINT"
SPINS ON TURN AND HITS WALL ....
.. HE IS OUT OF RACE":GOSUB 991:
FG=20:A(Y,5)=1000:GOTO 5490
5440 X=0:B=3:GOSUB 990:Q=PEEK(AQ
+AD):B=4:GOSUB 990:Q1=PEEK(AQ+AD
):IF Q<60 OR Q1<60 THEN 5450 ELS
E 5460
5450 CLS:PRINT@128,Y$(Y)
5452 ON RND(5) GOTO 5453,5454,54
55,5456,5457
5453 PRINT"..BLOWN ENGINE .. OUT
OF RACE":GOSUB 991:A(Y,5)=1000:
GOTO 5490
5454 PRINT".GEARBOX FAILURE, OUT
OF RACE":GOSUB 991:A(Y,5)=1000:
GOTO 5490
5455 PRINT".FUEL PUMP FAILURE,
.. OUT OF RACE":GOSUB
991:A(Y,5)=1000:GOTO 5490
5456 PRINT".BROKEN CAMSHAFT,
.. OUT OF RACE":GOSUB
991:A(Y,5)=1000:GOTO 5490
5457 PRINT".BROKEN PISTON,
.. OUT OF RACE":GOSUB
991:A(Y,5)=1000:GOTO 5490
5460 B=4:GOSUB 990:Q=PEEK(AQ+AD)
*.2/250+.8:SP=A(Y,3)*Q:A(Y,1)=SP
:SQ=SP*TL/3600:A(Y,0)=A(Y,0)+SQ:
B=1:X=0:GOSUB 990:Q=PEEK(AQ+AD):
IF Q<100 THEN A(Y,5)=999 'ADD MI
LES & CHECK TIRES
5461 PRINTY$(Y):PRINT" RUNNING
AT ";SP;" MPH"
5462 B=5:GOSUB 990:Q=INT(PEEK(AQ
+AD)-(SQ*10/(3.0+RND(100)*.01)))

```

**NEW**

## Full Character Set FOR CoCo or CoCo2

**NEW**

Easy to install board adds:

- All 96 Standard ASCII Characters
- Upper & Lower Case Displayed Simultaneously with NO Inverse Video
- True Lower Case Descenders
- Braces & Vertical Bar Characters
- Slashed Zero
- Other Features

Board is hardware driven and requires NO software drivers. NO effect on any memory.

Enhances CoCo screen for:

- OS-9 Operating System Programming
- "C" Language Programming
- Word Processing
- Communications Terminal Modes



PRICE.....\$38.00  
(+\$2.00 shipping/handling if charge)

**CoCo Devices**  
Box 677, Seabrook, TX 77586  
713-474-3232

Visa

(Specify CoCo or CoCo2) Mastercard

```

:IF Q<Ø THEN Q=Ø ELSE IF Q>25Ø T
HEN Q=25Ø 'USE FUEL
5464 POKE AQ+AD,Q:Q=PEEK(AQ+AD):
IF Q<6Ø THEN A(Y,5)=999 'GO INTO
PITS?
5465 FOR B=1 TO 4:GOSUB 99Ø:Q=PE
EK(AQ+AD)-RND(3):IF Q<Ø THEN Q=Ø
5466 POKE AQ+AD,Q:NEXT B:GOTO 54
9Ø
549Ø GOSUB 5875:GOTO 5599
55ØØ 'IN PITS
551Ø Q=A(Y,2)*LP:SQ=Q-A(Y,Ø):IF
FG=2Ø THEN TP=SQ*36ØØ/124 ELSE T
P=SQ*36ØØ/A(Y,1)
5512 IF TP<TL THEN 553Ø ELSE 54Ø
Ø
553Ø B=Ø:X=Ø:GOSUB 99Ø:POKE AQ+A
D,Ø:T1=TL-TP 'TIME LEFT FOR PIT
S ON THIS LAP
5531 B=1:GOSUB 99Ø:Q1=PEEK(AQ+AD
):B=2:GOSUB 99Ø:Q2=PEEK(AQ+AD):B
=3:GOSUB 99Ø:Q3=PEEK(AQ+AD):B=4:
GOSUB 99Ø:Q4=PEEK(AQ+AD)
5532 A(Y,Ø)=LP*A(Y,2):PRINT Y$(Y
):PRINT" IS IN PITS AT LAP ";A(Y
,2)+1:GOSUB 991
5534 Q1=25Ø:IF Q2<1ØØ OR Q3<1ØØ
OR Q4<1ØØ THEN 555Ø 'LONG STOP

```

```

5535 B=5:GOSUB 99Ø:POKE AQ+AD,25
Ø:B=1:GOSUB 99Ø:POKE(AQ+AD),Q1:B
=2:GOSUB 99Ø:POKE(AQ+AD),Q2:B=3:
GOSUB 99Ø:POKE(AQ+AD),Q3:B=4:GOS
UB 99Ø:POKE(AQ+AD),Q4
5536 Q=RND(1ØØ)*.Ø1:TX=1Ø+2*Q:GO
TO 556Ø
555Ø B=5:GOSUB 99Ø:POKE AQ+AD,25
Ø:B=1:GOSUB 99Ø:POKE(AQ+AD),22Ø:
B=2:GOSUB 99Ø:POKE(AQ+AD),22Ø:B=
3:GOSUB 99Ø:POKE(AQ+AD),22Ø:B=4:
GOSUB 99Ø:POKE(AQ+AD),22Ø
5551 Q=RND(1ØØ)*.Ø1:TX=32+4*Q:GO
TO 556Ø
556Ø PRINT USING"Ø      Ø###.
##Ø      Ø";"STOP TAKES ";TX;
" SECONDS":GOSUB 991:IF TX>T1 TH
EN 5565 ELSE 557Ø
5565 A(Y,5)=TX-T1:GOTO 549Ø
557Ø A(Y,5)=Ø:TL=T1-TX:GOTO 54ØØ
559Ø PRINT Y$(Y):PRINT" IS OUT O
F RACE ON":PRINT"LAP ";A(Y,2):IF
FG=15 THEN 5315 ELSE 5599
5599 NEXT Y
56ØØ PRINT:PRINT:IF FG=15 THEN 5
7ØØ
56Ø1 FOR Y=Ø TO IY:GOSUB 568Ø:NE
XT

```

## PICOSOFT STRATEGY GAMES



### THE SPANISH ARMADA

Simulates the problems faced by the English Commanders in 1588 as they struggled to defeat the ARMADA. Cope with fickle winds. A relentless current. Difficulty of supply. \$24.95

### DEBACLE



Command an 18th century army in the opening campaign of the French and Indian War. Build a road through the wilderness. Establish supply lines. Cope with Indian attacks. Capture a frontier fort. \$24.95



### FEUER AND GASSE



Lead the American 2nd Division in a counter offensive against von Ludendorff's final drive on Paris in 1918. Recreates the battles of Belleau Wood and Chateau Thierry. Plays in real time. \$24.95

All games require a 32K computer and are graphically portrayed using the semi-graphics 4 mode to depict the battle maps. Tape and disk compatible. Games are shipped on tape.

Send check or money order to PICOSOFT GAMES, P.O. BOX 35, EIGHTY FOUR, PA 15330; (412) 267-3721. Games are shipped postage paid. PA residents add 6% Tax. No delays for personal checks.

Distributed in Canada by Kelly Software Distributors Ltd., P.O. Box 11932, Edmonton, Alberta T5J 3L1; (403) 421-8003.



MicroWorld II

Laneco Plaza

Clinton, NJ 08809

(201) 735-9560

Call or write for Price List

## LOW PRICES ON 100% Radio Shack Equipment

(with full warranty)

New Slimline Drive 0 ..... \$270.00  
 New Slimline Drive 1..... \$165.00  
 Both \$435.00, installed \$445.00

*Prices include shipping!*

16K Standard.....\$107.00  
 16K Extended..... \$134.00  
 64K ..... \$178.00  
 Diskettes .....\$1.50 each  
 Flip N Files.....\$19.96  
 Library Cases.....\$3.00

10% off Computerware  
 15% off Radio Shack Hardware

```

5605 FOR Y=0 TO IY:IF A(Y,0)>LP*
(LS-1) THEN FG=15
5606 NEXT
5610 FOR P=1 TO IY+1
5611 MN=0:IF P=1 THEN MX=10000
5612 Q=0:FOR Y=0 TO IY
5613 IF A(Y,0)>MN AND A(Y,0)<MX
THEN 5615 ELSE 5619
5615 Q=Y:MN=A(Y,0)
5619 NEXT Y
5620 MX=A(Q,0):X=0:Y=Q:B=6:GOSUB
990:POKE AQ+AD,P
5621 IF P=1 THEN PRINT Y$(Y):PRI
NT"LEADING THE RACE AFTER":PRINT
A(Y,2)-1;" LAPS"
5622 NEXT P
5630 Q=RND(100):IF FG=20 THEN 56
35 ELSE IF FG=30 THEN 5640 ELSE
IF FG=10 THEN 5645 ELSE IF FG=15
THEN 5650
5635 IF Q>60 THEN FG=10:PRINT" G
REEN FLAG !!":GOSUB 991:GOTO 565
0 ELSE PRINT"YELLOW FLAG IS OUT"
:GOSUB 991:GOTO 5650
5640 IF Q>20 THEN FG=10:PRINT" G
REEN FLAG !!":GOSUB 991:GOTO 565
0 ELSE "RED FLAG IS OUT, THE RAC
E IS STOPPED.":GOSUB 991:GOTO
5650
5645 IF Q>95 THEN FG=20:PRINT" Y
ELLOW FLAG .. OIL ON TRACK":GOSU
B 991:GOTO 5650 ELSE 5650
5650 RETURN
5680 IF A(Y,5)<>0 THEN 5681 ELSE
5683
5681 B=7:GOSUB 990:POKE AQ+AD,1:
RETURN
5683 B=7:GOSUB 990:POKE AQ+AD,0:
RETURN
5690 B=7:GOSUB 990:Q=PEEK(AQ+AD)
:IF Q=0 THEN RETURN
5691 IF A(Y,5)=999 THEN 5692 ELS
E IF A(Y,5)=0 THEN A(Y,5)=999 EL

```

```

SE IF A(Y,5)=1000 THEN 5692
5692 RETURN
5700 CLS(7):FOR I=1 TO 480:PRINT
CHR$(198);:NEXT:PRINT"THE RACE
IS OVER !!":GOSUB 991:GOSUB 991
5710 FOR P=1 TO IY+1
5711 MN=0:IF P=1 THEN MX=10000
5712 Q=0:FOR Y=0 TO IY
5713 IF A(Y,0)>MN AND A(Y,0)<MX
THEN 5715 ELSE 5719
5715 Q=Y:MN=A(Y,0)
5719 NEXT Y
5720 MX=A(Q,0):X=0:Y=Q:B=6:GOSUB
990:POKE AQ+AD,P
5722 NEXT P
5730 FOR P=1 TO 15
5731 FOR Y=0 TO IY
5732 B=6:GOSUB 990:Q=PEEK(AQ+AD)
:IF P=Q THEN 5733 ELSE 5735
5733 PRINT "#";P;"IS ";Y$(Y):PRI
NT A(Y,2);" LAPS COMPLETE":PRINT
"-----":GOSUB 991
5735 NEXT Y
5740 NEXT P
5750 PRINT"SEE RESULTS AGAIN? (Y
/N)"
5752 K$=INKEY$:IF K$="" THEN 575
2 ELSE IF K$="Y" THEN 5730 ELSE
END
5850 'GIVEN Y CONV TO MILES
5852 X=0:B=0:GOSUB 990:Q=PEEK(AQ
+AD):A(Y,0)=(Q/255)*LP+(A(Y,2)-1
)*LP:RETURN
5875 'GIVEN Y CONVERT TO LAPS AN
D POSIT
5877 A(Y,2)=INT(A(Y,0)/LP)+1
5879 Q=A(Y,0)-(A(Y,2)-1)*LP:X=0:
B=0:GOSUB 990:POKE AQ+AD,INT(255
*Q/LP):RETURN
5900 TF=0 'Q INPUT , RETURN TF
5905 ON B+1 GOTO 5910,5931,5931,
5931,5931,5920,5931,5930
5910 IF Q<=40 OR Q>215 THEN TF=1
5911 IF Q<=64 AND Q>40 THEN TF=2
5912 IF Q<=88 AND Q>64 THEN TF=3
5913 IF Q<=168 AND Q>88 THEN TF=
4
5914 IF Q<=192 AND Q>168 THEN TF
=5
5915 IF Q<=216 AND Q>192 THEN TF
=6
5917 IF Q=0 THEN TF=7
5919 RETURN
5920 TF=10:A$(10)=STR$(Q/10)+" G
ALLONS":RETURN
5930 TF=10:IF Q=0 THEN A$(10)="N
O" ELSE A$(10)="YES"
5931 RETURN

```



## FLORIDA SEARCH NO LONGER!

The Software Connection of  
Fort Lauderdale is your one stop source  
for your Color Computer Software  
Peripherals Books, Magazines & Repairs

# Software Connection

4301 N STATE RD. #7  
LAUDERDALE LAKES, FL 33319  
305-484-7547





# Help Wandering Star In The Right Direction

By Bob Albrecht and Ramon Zamora  
Rainbow Contributing Editors





"School Is In The Heart Of A Child" is for parents of quite young children. We want to help you work and play with your 3- to 8-year-old child and learn to use computers as a joyful family experience. We suggest ways to use the home computer as another means to encourage your child's independence, growth and control over his own life. See the pride on her face as she directs the computer to do what she selects with deliberation. See her head gears switch to "on" as she progresses step by step with your presence and caring guidance. We will explore (we hope, with your help) the following:

- Specific "teaching" techniques so the discovery can be the child's own.
- Critical evaluation of software based on extensive playtesting in family and related environments.
- Additional resources to consult: books, magazines, software publishers, networks, etc.
- Suggestions for interludes and fun times away from the computer (a must!); call the librarian for information; watch TV together and discuss it; work together as volunteers in a community project; take an "awareness" walk.
- Whatever we learn from families we work with in Menlo Park or from you, our readers. Let's pool our knowledge and share our experiences as we learn from our children.

Copyright© 1985 by DragonQuest, P.O. Box 7627, Menlo Park, CA 94026.

*(Well-known author Bob Albrecht co-authors the "GameMaster's Apprentice" feature for THE RAINBOW each month. Ramon Zamora is author and co-author of several books, co-founder of Computer Town USA!, and currently designing computer games for kids at Child Ware Corp. in Menlo Park, Calif.)*

Would you like to help Wandering Star move towards cosmic dust? Well, you can. Use the arrow keys.

- Press  to tell her to move right.
- Press  to tell her to move left.
- Press  to tell her to move up.
- Press  to tell her to move down.
- Press any other key and she will move randomly.



Wandering Star waits for you to press a key. Press any key and she will move. Press an arrow key to tell her which way to go.

Sometimes she will understand you, sometimes she won't. You see, there is cosmic noise in the galaxy, so sometimes she can't hear you because of the noise. (Parent, you can adjust the amount of cosmic noise from zero percent to 100 percent.)



Listing 1: OASIS

```

100 REM**WANDERING STAR SCH 15-1
110 CLS
199 '
200 REM**GOURMET OASIS
210 MENU$ = ".....,@"
220 FOR K=1 TO 100
230 : GD = RND(10)
240 : GD$ = MID$(MENU$,GD,1)
250 : PRINT @RND(510), GD$;
260 NEXT K
299 '
300 REM**WANDERING STAR APPEARS
310 WS$ = "*"
320 R = 7: RN = R
330 C = 16: CN = C
340 SP = 32*RN + CN
350 PRINT @SP, WS$;
360 FOR ZZ=1 TO 1000: NEXT ZZ
399 '
400 REM**SHE MIGHT GET YOUR HELP
410 PCN = 50 ' % COSMIC NOISE
420 IF RND(100)-1<PCN THEN 510
430 K$=INKEY$:IF K$="" THEN 430
440 KC = ASC(K$)
450 IF KC=9 THEN CN=C+1:GOTO610
460 IF KC=8 THEN CN=C-1:GOTO610
470 IF KC=10 THEN RN=R+1:GOTO610
480 IF KC=94 THEN RN=R-1:GOTO610
499 '
500 REM**TOO MUCH NOISE--MOVE RA
NDOMLY
510 W = RND(4)
520 IF W=1 THEN CN = C + 1
530 IF W=2 THEN CN = C - 1
540 IF W=3 THEN RN = R + 1
550 IF W=4 THEN RN = R - 1
599 '
600 REM**KEEP HER IN THE OASIS
610 IF CN<0 THEN CN = 0
620 IF CN>31 THEN CN = 31
630 IF RN<0 THEN RN = 0
640 IF RN>15 THEN RN = 15
650 IF 32*RN+CN=511 THEN 510
699 '
700 REM**WANDERING STAR WANDERS
710 PRINT @SP, " ";
720 R=RN: C=CN: SP=32*R+C
730 PRINT @SP, WS$;
740 SOUND RND(255), 1

```

```

750 FOR ZZ=1 TO 20: NEXT ZZ
799 '
800 REM**GOTO DIRECTION SELECTOR
810 GOTO 410

```

Line 410 determines the amount of cosmic noise. We have set it to 50 percent. Therefore, about 50 percent of the time Line 420 will send CoCo to block 500 and Wandering Star will move randomly.

- For entirely random movement, set PCN=100. She will ignore key presses and move entirely at random.
- For complete keyboard control, set PCN=0. Now Wandering Star will move *only* when someone presses a key. If you press an arrow key, she will go in the direction of the arrow. If you press a key other than an arrow key, she will move randomly.

Try various settings between PCN=0 and PCN=100 until you find the one just right for your child or yourself.

Perhaps your child would like to see Wandering Star in the Alphabet Soup Oasis. Easy! Just change Line 210 as follows:

```
210 MENU$ = "ABCDEFGHIJKLMNOPQRSTUVWXYZ"
```

How would you change block 200 so the oasis has brightly colored gourmet shapes? (Hint: Put colored graphics characters in random places on the screen.)

**More Interesting Patterns**

We have shown you programs to do arithmetic and geometric sequences. Now we will look at ways to generate patterns such as the following:

- 1) 11, 111, 1111, 11111 and so on.
- 2) 99, 999, 9999, 99999 and so on.
- 3) 32, 332, 3332, 33332 and so on.
- 4) 34, 334, 3334, 33334 and so on.

Interesting things happen when we compute the square of each number in one of the above patterns.

In the meantime, however, how do we get the CoCo to generate the patterns? In particular, how do we write a program to generate any pattern of this type, using as few "get started" numbers as possible?

For pattern numbers 1 and 2, it's easy.

**Pattern 1**

First number: 11  
Second number: 111 = 10\*11 + 1  
Third number: 1111 = 10\*111 + 1  
And so on.

Aha! Next number = 10\*Previous number + 1  
Or, in BASIC: S = 10\*S + 1

**Pattern 2**

First number: 99  
Second number: 999 = 10\*99 + 9  
Third number: 9999 = 10\*999 + 9  
And so on.

# The CoCo Calligrapher

Use your CoCo, your 8-bit dot addressable graphics printer and the **CoCo Calligrapher** to create beautiful signs, invitations, flyers, greeting cards, diplomas, certificates, awards and love letters.

The original **Calligrapher** letters are 36 points (1/2 inch) high and variably spaced. It includes an easy-to-use, menu-oriented program and these three tpestyles:

Old English      Cartoon  
**Old English      Cartoon**  
Gay Nineties  
**Gay Nineties**  
*The CoCo Calligrapher requires 32K ECB.*  
Tape \$24.95/Disk \$29.95

## ADDITIONAL TYPESTYLES

These tapes of additional tpestyles are available for **\$19.95 each**. They can be easily moved to disk. *The original Calligrapher program is required.*

**Tape 1** - Reduced, Reversed, and Reduced-Reversed versions

Old English      Gay Nineties      Cartoon

u v w x y n o l d s h a b c d e

All tpestyles on Tapes 2, 3, 4, 5, and 6 include Standard (1/2 inch), Reversed, Reduced, and Reduced-Reversed unless otherwise noted.

**Tape 2: Broadway/Old Style**

Broadway Oldstyle

**Tape 3: Business/Antique**

Business Antique

*These disks of additional tpestyles are available for \$49.95 each.*

**Disk 1** - all type styles on Tapes 1, 2 and 3.

**Disk 2** - all type styles on Tapes 4, 5 and 6.

**Tape 4: Wild West/Checkers**

Wild West Checkers

**Tape 5: Star**

Hebrew

Stars ש ו פ ק ר

Victorian (Standard and Reverse only)

Victorian

**Tape 6: Block/Computer**

Block  
COMPUTER

# The OS-9 Calligrapher

**\$39.95**

**Requires OS-9 Version 01.01.00** and a dot matrix printer. The **OS-9 Calligrapher** reads a standard input text file which contains text and formatting directives to produce standard output for printer or disk. You can specify which font to use; centering; left, right or full justification; line fill; narrow mode; margin; line width; page size; page break and indentation.

*These disks of additional tpestyles are available for \$49.95 each.* They are not compatible with the **CoCo Calligrapher** tpestyles or program. OS-9 tpestyle disk must be used with the **OS-9 Calligrapher**.

**Disk 1** - OS-9 version of all type styles on Tapes 1, 2 and 3.

**Disk 2** - OS-9 version of all type styles on Tapes 4, 5 and 6.

Dealer and author inquiries are always welcome. Canadian dealers should contact Kelly Software Distributors, Ltd., P.O. Box 11932, Edmonton, Alberta T5J-3L1, (403) 421-8003.

Disk software compatible with Radio Shack DOS only.

## SUGAR SOFTWARE

2153 Leah Lane  
Reynoldsburg, Ohio 43068  
(614) 861-0565

A complete catalog of other sweet Sugar Software products is available.

Add \$1.50 per tape for postage and handling. Ohioans add 5.5% sales tax. COD orders are welcome. CIS orders EMAIL to 70405, 1374. No refunds or exchanges.

MasterCard

VISA

It's THE Place To Be...

# 4<sup>th</sup> ANNUAL OS-9 SEMINAR



**NOVEMBER  
1, 2, 3, 4  
Pre-Registration Only!**

- Exhibits
- Speakers

- Latest Hardware
- Newest Software
- Technical Sessions for 6809 & 68000



Meet people making it happen in OS-9. The movers and shakers who are helping OS-9 become the fastest growing operating system for the 6809 & 68000 in the world.

Lively and informative round-table discussions will cover the design and use of Microware Software. We'll also discuss OS-9's dynamic growth from where we are today to where we may be in the future.

The exhibit area will feature booths from many of the leading suppliers of OS-9 compatible hardware and software. It's a great opportunity to increase your skill and knowledge in the latest microcomputer software technology. Plan to attend — Register Today!

**Seminar only \$150 Hotel Package\* \$350**

**Location Marriott Hotel, Des Moines, IA**

**Don't Miss It — Pre-Register Now!**

**Call 515-224-1929 or Write**

**MICROWARE SYSTEMS CORPORATION  
1866 N.W. 114th St. • Des Moines, IA 50322**

*microware®*

\*Hotel package includes 3 nights, single occupancy at the Marriott Hotel and registration fee.  
OS-9 and BASIC09 are trademarks of Microware and Motorola

Next number =  $10 \times \text{Previous number} + 9$

In BASIC:  $S = 10 \times S + 9$

So, from the evidence in working with patterns 1 and 2, it looks as if we need two numbers to define a pattern of this type. We will call them 'S' and 'B.'

S = Starting number

B = Number to add on after multiplying the old value of 'S' by 10.

Then, the next value of 'S' is computed like this.

$$S = 10 \times S + B$$

But, alas, it doesn't work for pattern numbers 3 and 4. Oh well, back to the old drawing board.

Here is a way to get Pattern 3:

First number: 32

Second number:  $332 = 10 \times (32 + 1) + 2$

Third number:  $3332 = 10 \times (332 + 1) + 2$

And so on.

Next number:  $S = 10 \times (S + 1) + 2$

Will it work for Pattern 4? Almost. We have to make a slight change.

First number: 34

Second number:  $334 = 10 \times (34 - 1) + 4$

Third number:  $3334 = 10 \times (334 - 1) + 4$

And so on.

Next number:  $S = 10 \times (S - 1) + 4$

Insight! Hang on while we take the big jump. (Don't be afraid to experiment; it's fun!)

Pattern 1 11, 111, 1111, etc.

$$S = 10 \times (S + 0) + 1$$

Pattern 2 99, 999, 9999, etc.

$$S = 10 \times (S + 0) + 9$$

Pattern 3 32, 332, 3332, etc.

$$S = 10 \times (S + 1) + 2$$

Pattern 4 34, 334, 3334, etc.

$$S = 10 \times (S + (-1)) + 4$$

Now we have it. To get the next number, do these things:

- 1) Add something to the previous number. This something *might* be a negative number.
- 2) Multiply the result by 10.
- 3) Add something to that result.

In BASIC:  $S = 10 \times (S + A) + B$

The following table shows the values of 'S,' 'A' and 'B' for our four patterns.

Pattern	S	A	B
1) 11, 111, 1111, ...	11	0	1
2) 99, 999, 9999, ...	99	0	9
3) 32, 332, 3332, ...	32	1	2
4) 34, 334, 3334, ...	34	-1	4

Your turn! Show the values of 'S,' 'A' and 'B' for each of the following patterns.

Pattern	S	A	B
5) 43, 433, 4333, ...	—	—	—
6) 98, 998, 9998, ...	—	—	—
7) 37, 337, 3337, ...	—	—	—

Here is a program to generate patterns defined by 'S,' 'A' and 'B.' The DATA statements contain values of 'S,' 'A' and 'B' for patterns 1 through 4.

**Listing 2: PATTERNS**

```

100 REM**NMBR PATTERNS SCH 15-2
110 CLS
120 PRINT "TRY SOME NUMBER PATTE
RNS.": PRINT
130 PRINT "PRESS THE spacebar TO
BEGIN."
140 IF INKEY$="" THEN 140
199 '
200 REM**READ STARTING NUMBERS
210 CLS
220 READ S, A, B
230 IF S = 1E37 THEN PRINT "I'M
OUT OF PATTERNS" : END
299 '
300 REM**SHOW 'LATEST' NUMBER
310 PRINT @448, S
320 PRINT
399 '
400 REM**COMPUTE NEXT NUMBER
410 S = 10*(S+A) + B
499 '
500 REM**WHAT TO DO NEXT
510 PRINT @480, "FOR NEXT NUMBER
, PRESS spacebar"
520 PRINT "FOR NEW PATTERN, PRES
S clear";
530 K$=INKEY$:IF K$="" THEN 530
540 IF K$=" " THEN 310
550 IF K$=CHR$(12) THEN 110
ELSE 530
599 '
900 REM**VALUES OF S, A, B
910 DATA 11, 0, 1
920 DATA 99, 0, 9
930 DATA 32, 1, 2
940 DATA 34, -1, 4
950 DATA 1E37, 1E37, 1E37
    
```

Try the program using our DATA statements. It begins like this:

```

TRY SOME NUMBER PATTERNS
PRESS THE SPACE BAR TO BEGIN
    
```

← This is in reverse color.

Press the space bar and the first pattern begins.

```

11
FOR NEXT NUMBER, PRESS SPACE BAR
FOR NEW PATTERN, PRESS CLEAR
    
```

Reverse color

Reverse color

To continue with this pattern, keep pressing the space bar. To get the next pattern, press the CLEAR key. If all the starting numbers have been used, you will see the following message.

```

I'M OUT OF PATTERNS
OK
    
```

Add your own DATA statements with values of 'S,' 'A' and 'B.' Put the flags (1E37) in the last (and only the last) DATA statement.

**DragonSmoke**

*DragonSmoke* is our monthly newsletter about new ways to learn, including computers, role playing games, play-by-mail games, COPY ME stuff, public domain instructional materials, software for beginners and our own play-by-mail game, *DragonFun*

*DragonFun* is a play-by-mail role playing game for beginners. It is nonviolent and features cooperation, exploration, problem-solving and story-telling. How to play is described in *DragonSmoke*. For a free copy, send a self-addressed, business envelope with 39 cents in postage to *DragonSmoke*, P.O. Box 7627, Menlo Park, CA 94026.

**One-Liner Contest Winner . . .**

This one-liner (which requires a printer) helps create Adventure maps.

**The listing:**

```

0 CLS:PRINT@40,"ADVENTURE HELPER
":INPUT"HOW MANY";A:FORT=1TOA:PR
INT#-2,TAB(37)"MAP FOR:"L=4:FOR
Y=1TO14:FORB=1TOL:PRINT#-2:NEXTB
:FORX=1TO80STEP5:PRINT#-2,TAB(X)
"+":NEXTX:L=3:NEXTY:PRINT#-2,CH
R$(12):NEXTT
    
```

*Bill Gross  
Annapolis, MD*

(For this winning one-liner contest entry, the author has been sent copies of both *The Rainbow Book Of Simulations* and its companion *Rainbow Simulations Tape*.)

# Flashing In 6809

By R. Bartly Betts  
Rainbow Contributing Editor  
With Programs By Chris Bone

If you use *Bytescreen*, you may have discovered there is a way to crash the program. It isn't of major concern because it can only happen if you try to change the PMODE value when the cursor is located on the bottom half of the screen. It most likely results from *Bytescreen* trying to scroll when you are not in PMODE 4, and there just isn't anything to scroll.

You also may have discovered you can get extra wide and extra high characters in PMODE 2. You do need to be careful regarding cursor position before changing the PMODE, however.

### Bytescreen Upgrade

I have had a lot of interesting correspondence and phone calls from readers lately, and I do appreciate hearing from you. I was especially glad to hear from George J.P. Dabbene of Ottawa, Ontario, who submitted some nifty upgrades for *Bytescreen*. I expect good things to come out of Canada: first, that is where I came from, and second, Canadians should have more time for programming. (If you had a choice of writing computer programs or shoveling the walk in 40 below zero weather, which would you do?) I received George's program back in February, so I know what he was doing during the long winter months. Listing 4, at

*(R. Bartly Betts is currently a technical writer for Tandy Corp. and is a former news reporter and magazine editor. As the father of 10 children, computers are his escape from reality.)*

*(Chris Bone is a college computer science major and has been programming for more than three years. He averages between six and nine hours a day on the CoCo.)*

the end of this column, shows George's upgrades and tells what they do.

### The Ground Work

Before getting into upgrades, you need to spend some more time on the basics. As promised last month, I am going to provide a little more programming meat on which to sharpen your teeth. Beginning this month, the next few columns will deal with doing things with the text screen, the keyboard and interfacing machine language programs to BASIC.

You've probably noticed I have dropped the machine language arithmetic series I began. It seems I was getting over the head of many readers and so decided to detour for a while.

This month's program lets you flash up to 255 characters on the text screen for a selected number of times. I have also written two sample BASIC programs that show how the process works. To get things started, power-up your computer and your editor/assembler, then enter the following code:

#### Listing 1: FLASH

(A program to reverse a selected portion of the text screen a selected number of times.)

```

0001 *****
0002 *   FLASH SCREEN   *
0003 * BY R. BARTLY BETTS *
0004 *****
0005 *
0006 *
0007
0008          ORG          SEQ#
0009          00020  STOR1  RMB    2
0010          00030  STOR2  RMB    2
0011          00040  STOR3  RMB    1
    
```

## PARALLEL PRINTER INTERFACE

POWER SUPPLY  
not needed with  
Gemini and C-Itoh  
printers

WORKS WITH ALL STANDARD  
PARALLEL PRINTERS

SWITCH SELECTABLE  
BAUD RATES FROM  
300 TO 9600



COMPUTER  
CONNECTOR

BUILT-IN MODEM  
CONNECTOR  
same pinouts as  
Color Computer  
serial I/O port

MODEM-PRINTER  
SWITCH

PRINTER CONNECTOR  
highest quality  
with metal shell  
and gold contacts

**MODEL 1 49.95**

WITH MODEM CONNECTOR  
AND SWITCH

**MODEL 2 39.95**

WITHOUT MODEM CONNECTOR  
AND SWITCH

ADD 3.00 FOR SHIPPING AND HANDLING

WITH POWER MODULE  
ADD 5.00

## DRIVE O DISK SYSTEMS



J&M DISK CONTROLLER  
(JDOS or RSDOS)

DUAL DRIVE CASE & POWER  
SUPPLY, CABLE, & MANUAL

PLUS YOUR CHOICE OF ONE  
OF THE FOLLOWING DRIVES

TEAC FD54A---- \$ 259.

TEAC FD55A---- \$ 289.

TEAC FD55B---- \$ 309.

TEAC FD55F---- \$ 329.

plus shipping

## DISK DRIVES & ACCESSORIES



TEAC FD54A----- \$ 95.  
single sided, 40 track

TEAC FD55A----- \$ 115.  
single sided, 40 track

TEAC FD55B----- \$ 130.  
double sided, 40 track

TEAC FD55F----- \$ 155.  
double sided, 80 track

J&M Disk Controller-- \$ 115.  
(JDOS or RSDOS)

Dual Drive Case & Ps.--\$ 59.

Dual Drive Cable----- \$ 23.

## C-ITOH PRINTERS

C-ITOH 8510AP Prowriter \$ 319.  
120 c.p.s.

C-ITOH 7500AP Prowriter \$ 229.  
105 c.p.s.

C-ITOH 8510BPI Prowriter \$ 359.  
IBM Compatible

C-ITOH 8510SP Prowriter \$ 409.  
180 c.p.s.

C-ITOH 8510SCP Prowriter \$ 469.  
180 cps., 7 colors

plus shipping

## SG-10 PRINTER / INTERFACE SPECIAL

- \* Ultra High Resolution Graphics
- \* 120 c.p.s. Draft mode
- \* 30 c.p.s. Near-Letter-Quality
- \* 2K Buffer (expandable to 6K)

\*with Model 2 Interface:

**\$275**

\*with Model 1 Interface:

**\$285.**

plus shipping

## GEMINI PRINTERS

- \* Ultra High Resolution Graphics
- \* 16K Buffer on 15", 2K on 10"
- \* Draft Modes from 120-200 cps
- \* Near Letter Quality/ 30-50 cps
- \* 100% Compatibility with Apple, Commodore, IBM-PC, and all compatibles

\* SG-10..\$ 249. \* SG-15.\$409.

\* SD-10..\$ 379. \* SD-15.\$ 489.

\* SR-10..\$ 509. \* SR-15.\$ 639.

plus shipping

# TRI-TECH ELECTRONICS

P.O. BOX 8100 ROCHESTER, MICH. 48308 (313) 254-4242

0E05 4F		00050	START	CLRA	
0E06 F6	0E00	00060		LDB	STOR1
0E09 C3	0400	00070		ADDD	#1024
0E0C 1F	01	00080		TFR	D,X
0E0E F6	0E02	00090		LDB	STOR2
0E11 A6	04	00100	LOOP	LDA	,X
0E13 88	40	00110		EORA	#64
0E15 A7	00	00120		STA	,X+
0E17 5A		00130		DECB	
0E18 26	F7	00140		BNE	LOOP
0E1A 7A	0E04	00150		DEC	STOR3
0E1D 27	0A	00160		BEQ	DONE
0E1F 31	31	00170	TIME	LEAY	-\$F,Y
0E21 108C	000F	00180		CMPY	#\$F
0E25 25	DE	00190		BLO	START
0E27 20	F6	00200		BRA	TIME
0E29 39		00210	DONE	RTS	
	0000	00220		END	
00000	TOTAL ERRORS				

### BASIC Interfacing — Step 1

This program is designed to show one way of interfacing to BASIC programs. It lets you store three values in memory: the beginning screen address of the characters you wish to flash, the number of characters you wish to flash, and the number of times they flash. The values must be provided from BASIC to direct the machine language program.

For instance, if you wish to flash characters beginning at PRINT location 101, POKE 101 into memory location SE00. If you wish 10 characters, or screen positions, to flash, POKE 10 in memory location SE02. If you wish the characters to flash 15 times, POKE 15 into memory location SE04. The three RMB statements in lines 20, 30 and 40 reserve memory for these values. That is the purpose of RMB instructions, to reserve a specified number of bytes for data.

The location of the RMB instructions in a program determines where in memory the storage bytes will be reserved. In this program, the storage bytes are the first bytes. No matter where you place the machine language code, these storage bytes are always at the beginning of the program.

Although the code is relocatable, I have placed it in the graphics screen memory to make it compatible with both 16 and 32K computers. You can select another location if you wish, for example, the top of memory. If you do so, use the CLEAR statement to reserve sufficient memory before using *Screen Flash* with a BASIC program.

### The Lowdown on Screen Flash

Line 30 loads the first storage byte into Register B (this value must have been poked into SE00 from BASIC). A value of 1024 is then added to Register D, which comprises both registers A and B, and the result is transferred to Register X.

Adding 1024 to the value previously loaded into 'B' creates a pointer to the actual screen memory where you wish the flash process to take place. It is this pointer that is stored in Register X, where it is increased by one byte as each character is inverted.

Next, Register B is loaded with the number of characters, or screen locations, you wish to flash. This value must also be POKEd into the second RMB storage area from BASIC. Lines 100 through 140 load each screen character value into Register A, perform an exclusive OR operation with 64 to reverse the character, and load it back into

the screen memory from where it came. After each invert operation, the value in 'B' is decreased by one. If 'B' is not equal to zero, Line 140 causes the process to repeat.

When 'B' does equal zero (all of the designated characters having been inverted) the value in Storage Area 3 is decreased. If that value is now zero, the process ends. If it is not zero, the program runs through a delay loop beginning at Line 170. Without the delay loop the time between character inversions is too short to notice. After the delay, the process branches back to START to begin the whole operation again.

### Taking Notes

There are a few points about the instructions used in this program that are noteworthy:

1) The following information tells you how the exclusive OR function in Line 110 works. To demonstrate, I have selected the uppercase character 'B' which has an ASCII code value of 66 (in binary, this is 1000010). An exclusive OR of the character 'B' with 64 compares the bits of 66 and 64. When one, but not the other of the two bits being compared is set (equals one), the result bit is set (equals one). Thus, an exclusive OR of 66 with 64 gives the result:

```

01000010   — 66 decimal
01000000   — 64 decimal
-----
00000010   — exclusive OR result = 2 decimal

```

As you see, the result is '2', which produces a lowercase or inverse 'B' when stored in screen memory. If you wish to test this from BASIC type POKE 1024,2. When the same screen location is again subjected to an exclusive OR, the result is:

```

00000010   — 2 decimal
01000000   — 64 decimal
-----
01000010   — exclusive OR result = 66 decimal

```

The original value is restored. This same process holds true for all text screen characters and provides the way to toggle between upper- and lowercase, or regular and inverse, characters. Doing this in machine language is fast enough to make all of the specified characters appear to flash at the same time, even if you set the maximum 255 characters.

2) Notice that it is not necessary to compare Register B to zero before implementing the BNE (Branch not Equal), BEQ (Branch Equal) or the BLO (Branch on Lower) instructions, lines 140, 160 and 190, respectively. You often see programs that include a CMPB #0 instruction before branches, but the comparison instruction is only necessary if you are comparing to a number other than zero, as in Line 180.

3) The transfer instruction TFR only transfers data between equally sized registers, 8-bit to 8-bit, or 16-bit to 16-bit.

4) You can use the decrement instruction DEC to decrease values in memory locations as well as in registers, as in Line 150. DEC always decreases in steps of one. The instruction to increment, INC, always increases in steps of one.



5) The LEA instruction (Load Effective Address) used in Line 170 acts as a delay loop. By giving an offset of -SF, or decimal -15, the value in the 'Y' register is decreased by 15 each time through the loop. Changing this value changes the length of the delay between flashes.

#### Connecting with BASIC

The following BASIC listing shows how the assembly language program might be used. It creates a demonstration menu and uses *Flash Screen* to highlight one of the menu selections by flashing the characters 15 times.

#### Listing 2: DEMO 1

```

10 DEF USR0=&HE05
30 CLS
40 PRINT TAB(10)"THE MENU"
50 PRINT
60 FOR T=1 TO 4
70 READ A$
80 PRINT TAB(5)A$
90 NEXT
100 POKE &HE00,101
110 POKE &HE02,17
120 POKE &HE04,15
150 SOUND 200,2
160 A=USR(0)
170 POKE &HE04,1
200 DATA 1. ADDITION,2. SUBTRACT
ION,3. MULTIPLICATION, 4. DIVISI
ON

```

Notice the execution address for the *Flash Screen* program is &E05. This is because of the RMB instructions at the beginning of the program. If you attempt to execute the program at &E00, it crashes. The entire interfacing between this BASIC program and the *Flash Screen* machine language program is in lines 10, 100-120 and Line 60. Line 10 defines the execution address, lines 100-120 POKE the desired values into the reserved memory bytes and Line 60 calls *Flash Screen*.

The following BASIC listing shows how to go a step further with BASIC interfacing. This program sets the number of flashes to two and uses a BASIC loop to repeatedly flash the desired text. The BASIC loop incorporates a sound routine in the flashing process.

#### Listing 3: DEMO 2

```

10 DEF USR0=&HE05
20 POKE &HE04, TM
30 CLS
40 PRINT TAB(10)"THE MENU"
50 PRINT
60 FOR T=1 TO 4
70 READ A$
80 PRINT TAB(5)A$
90 NEXT
92 P=69
95 FOR Z=1 TO 4

```

```

100 POKE &HE00, P
110 POKE &HE02, 17
120 POKE &HE04, 1
140 FOR T=1 TO 8
150 SOUND 200, 2
160 A=USR(0)
170 POKE &HE04, 1
180 NEXT T
190 P=P+32:NEXT Z
200 DATA 1. ADDITION, 2. SUBTRACT
ION, 3. MULTIPLICATION, 4. DIVISI
ON

```

The additional POKE in Line 170 is to ensure that once a portion of the screen is flashed, it doesn't remain inverted.

#### Forging Forward

The *Flash Screen* program was purposely left incomplete. For instance, it only flashes characters on the top half of the text screen; you cannot POKE a value greater than 255 into the STOR1 byte.

Note, however, the STOR1 RMB sets aside two bytes for storage. This provides a way of accessing the entire text screen with the program. Do you know how to do it? Give it a try. I would be pleased to see your results.

How about a feature to flash a particular sequence of characters at any location on the screen, such as an arrow (→)? Come up with some ideas of your own and experiment with the *Flash Screen* program.

#### Bytescreen and Underline

Now for the promised revisions to *Bytescreen* (Listing 4). Mr. Dabbene has supplied some additional code that provides an underline feature and some new characters. Note that revised program lines are included in parentheses. Do not type the parentheses when changing the lines in your source listing of *Bytescreen*.

New lines to the program are numbered to fit between the existing lines. Be careful to type the correct line number. Use the normal 'I' (for INSERT) and 'E' (for EDIT) commands to make the changes. When finished, check them carefully, reassemble the listing and you are ready to use your new, advanced *Bytescreen*.

You can now produce an underline character by pressing the SHIFT and up-arrow keys together. You can use an underline in a screen print routine by using CHR\$(31). For instance, to underline the word "never" in "I told you to never touch my computer," type:

```
PRINT "I TOLD YOU TO" CHR$(31) "NEVER" CHR$(31)
"TOUCH MY COMPUTER"
```

CHR\$(31) turns the underline on and is then used again to turn the underline off.

The new code also contains a routine which only recognizes valid characters. *Bytescreen* previously printed garbage if you attempted to print codes for which no character existed. Now it ignores the code. Also, several new characters have been added:

ASCII Code	Character
123	left brace
124	right brace
125	pi symbol
126-128	graphics characters

*"The location of the RMB instructions in a program determines where in memory the storage bytes will be reserved. In this program, the storage bytes are the first bytes. No matter where you place the machine language code, these storage bytes are always at the beginning of the program."*

Adding new characters to *Bytescreen* is easy and you may wish to try some yourself. If I can find the room in the future, I will try to provide information on how to do so. As it is, you can

#### Listing 4: BYTESCRN

(Changes to the *Bytescreen* source code)

*Bytescreen* alterations lines which already exist, but need changing, are enclosed in parentheses. Do not type these parentheses.

```
(29      ORG      $7C67 *ADJUSTMENT TO ACCOMMODATE NEW CODE)
(279 PRETX     PULS     D,X  *NEW LABEL)
(449      LBSR     LETT2  *LONG BRANCH-LABEL CHANGE)
711      CMPEA    #31    *CODE FOR UNDERLINE
712      BNE      NOTUL  *IGNORE
713      LDA      #0FF  *(SET) SWITCH ON VALUE
714      CMPEA    ULFLAG
715      BNE      ULSET
716      BSR      ULCLR  *(CLR) UNDERLINE SWITCH OFF
717      BRA      PRETX  *CLEAR STACK/RETURN TO PARSE
718 ULSET     BSR      CTRL *(SET) UNDERLINE SWITCH ON
719      BRA      PRETX  *CLEAR STACK/RETURN TO PARSE
(729 NOTUL     CMPEA    #8   *NEW LABEL)
(769      LBSR     LETT2  *LONG BRANCH-NEW LABEL)
(789      LBSR     LETT2  *LONG BRANCH-NEW LABEL)
(1959     BSR      LETT2  *LABEL CHANGE)
1971 ULCLR    LDA      #$FF *(CLR) SWITCH OFF VALUE
1972 CTRL     STA      ULFLAG
1973      LDB      #94   *LENGTH OF NON-GRAPHIC CHAR SET
1974      LDX      #TABLE *START OF TABLE
1975 CTRL0P   LEAX    3,X  *SKIP 1ST 3 BYTES
1976      LDA      ULFLAG *GET SWITCH VALUE
```

### The KEY-264K is here!!

DO YOU HAVE A 64K SYSTEM (OR 32K WITH 64K MEMORY CHIPS) ?? ARE YOU BEING TOLD YOU CAN ONLY USE 32K FROM BASIC ??

DON'T BELIEVE IT !! - KEY COLOR SOFTWARE brings you the KEY-264K. An exciting NEW SOFTWARE utility that allows any STANDARD 64K OR 32K COLOR COMPUTER TO ACCESS 64K RAM FROM BASIC, and with NO HARDWARE MODIFICATIONS REQUIRED!!

\*\*\* Works with CASSETTE based systems! \*\*\*

\*\*\* Works with DISK based systems! \*\*\*

The KEY-264K divides the 64K ram memory into two 32K banks or sides, each of which can be utilized independently by the BASIC interpreter, with the ability to switch instantly from one side to the other. IT'S LIKE HAVING TWO COMPUTERS IN ONE!! Have your BASIC program on one side and keep your variables on the other side, or have your main program on one side and your subroutines on the other side, or have your program on one side and use the other side for 4 additional HI-RES pages, or any combination you like. The possibilities are endless because the KEY-264K allows full communication between sides plus the ability to switch back and forth at will, all from within BASIC. You could also have different programs in each side and switch back and forth between them using simple keystrokes, even while the programs are running!! Or run them both at the same time in the FOREGROUND/BACKGROUND MULTI-TASKING mode. Don't buy that printer buffer yet! With the KEY-264K you can be printing in the background side while utilizing your computer normally in the foreground side AT THE SAME TIME!!! Debugging a program? Use either a BASIC command or simple keystrokes to instantly duplicate your program, in it's present status, on the opposite side. Switch to the opposite side later and pick up exactly where you were before!

For DISK users, the KEY-264K allows you to alternate between DISK and EXTENDED BASIC on the same side with simple keystrokes. No need to pull your controller or power down. You can be in EXTENDED BASIC on one side and in DISK BASIC on the other side and still switch back and forth and have full communications between the two sides.

The KEY-264K does this and MORE thru extensions to BASIC. No need to learn a new language! The KEY-264K adds 15 NEW COMMANDS and 1 function to BASIC, including powerful new BLOCK MEMORY MOVE and GRAPHICS VIEWING commands.

The KEY-264K works on the 64K COCO or 64K COCO-2 and on older 32K systems with 'E', 'F', or even modified 'D' boards and requires EXTENDED or DISK BASIC with GOOD 64K MEMORY CHIPS!

ORDER YOUR KEY-264K TODAY by sending check or money order for \$39.95 (cassette) or \$44.95 (disk) plus \$2.00 postage U.S.A. (\$5.00 outside U.S.A.) Mass. residents add 5% sales tax.

MASTERCARD, VISA, OR COD  
CALL (617) 779-5034

KEY COLOR SOFTWARE  
P.O. BOX 360  
HARVARD, MA. 01451



probably discover how to do so on your own.

I don't know what I can do for those of you who do not have editor/assemblers. I do not have an assembled listing that provides the machine language code. Even if you have the code, you must reenter the entire program with the new code inserted in the proper places. This is just one time when an editor/assembler is needed.

I can make the same offer as before. If you wish to send \$10, I will mail you a tape or disk version of the program. For those of you who have already sent \$10 for the program and want updates as they come out, I will supply them at no cost if you send a diskette or tape and the return postage. If you do not want to keep sending repeatedly, wait until all of the upgrades have been made.

#### Farewell to Chris

Although Chris plans to provide a couple more upgrades to "Byte Master," he will soon be leaving the column. He is getting too busy and is returning to Canada this summer. Chris' schooling and the distance make it impossible for him to continue with us. I will miss him but feel we can still keep battering away at assembly language. He has certainly helped me get started and finds a lot of my errors. I will have to work harder without him.

You can write to me by addressing your letters to:  
 R. Bartly Betts  
 2251 Lipscomb  
 Fort Worth, Texas 76110  
 Phone (817) 924-3725

(If you wish a reply, please include a self-addressed, stamped envelope. Please do not call collect or expect me to return calls unless I can call collect.)

1977	CMFA	*\$9F	*7 OFF
1978	BNE	SET	*NO, SET CHAR ON
1979	ORA	.X	*MAKE LSB=\$F (OFF)
1980	BRA	PROCES	
1981 SET	ANDA	.X	*MAKE LSB=0
1982 PROCES	STA	.X+	*REPLACE BYTE AFTER ADJUST
1983	DECB		*AND POINT TO NEXT BYTE
1984	BNE	CTRLP	*DO ALL CHARS IN SET
1985	RTS		
(1986 RETURN	JMP	\$1999	*WAS AT LINE 1989)
(1199	BNE	LETT1	*CHARACTER SET LIMITS)
1195	BSR	ULCLR	*CAR. RET. CLS UNDERLINE
(1129	BSR	LETT2)	
1171 LETT1	CMFA	*32	*LOWEST VALID CHARACTER
1172	LBLO	PRET	*IGNORE
1173	CMFA	*128	*HIGHEST VALID CHARACTER
1174	LBHI	PRET	*IGNORE
(2399	FDB	\$FFED	*CHR\$(48) SLASH)
(2499	FDB	\$BFFF)	
(3299	FDB	\$FFFB	*CHR\$(92) BACKSLASH)
(3399	FDB	\$DEFF)	
(3339	FDB	\$FD8D	*CHR\$(94) GARET)
(3349	FDB	\$DDFF)	
(3439	FDB	\$FFP1	*CHR\$(99) c)
(3449	FDB	\$771F)	
(3519	FDB	\$FF96	*CHR\$(103) g)
(3529	FDB	\$9E8F)	
(3699	FDB	\$FF96	*CHR\$(112) p)
(3799	FDB	\$977F)	
(3719	FDB	\$FF86	*CHR\$(113) q)
(3729	FDB	\$AEEF)	
(3879	FDB	\$FF66	*CHR\$(121) y)
(3889	FDB	\$9D9F)	
3991	FDB	\$DBB3	*CHR\$(123) LEFT BRACE
3992	FDB	\$BBDF	
3993	FDB	\$BDDC	*CHR\$(124) RIGHT BRACE
3994	FDB	\$DDBF	
3995	FDB	\$FF9A	*CHR\$(125) PI SYMBOL
3996	FDB	\$AAAF	
3997	FDB	\$AAAA	*CHR\$(126) GRAPHIC
3998	FDB	\$AAAA	
3999	FDB	\$5555	*CHR\$(127) GRAPHIC
3910	FDB	\$5555	
3911	FDB	\$9	*CHR\$(128) GRAPHIC
3912	FDB	\$9	
3915 MASK	RMB	2	*MOVED FROM LINE 3919

#### COCO CAT



# A Question And Answer Repertoire

By R. Wayne Day  
Rainbow Contributing Editor

It's been a busy spring and it looks like it's getting busier, so let's dive right in with a review of some topics of conversation at the Irvine RAINBOWfest, a look at a way almost everyone can share graphics screens and some random notes.

## Irvine Revisited

One of the highlights of speaking at the three seminars I participated in at Irvine was getting a chance to meet some of you, and I really enjoyed putting a face with some of the voices and names on your letters. To those who dropped by \*The Color SIG\*'s booth, we hope you enjoyed seeing what CompuServe is all about.

Special thanks go out to John Ross and Mike Ward, assistant SYSOPs for the SIG, and to Gerry Nolan, one of the SIG's old-time members, for manning the booth so well.

## Questions, Questions

During and after the seminars, we had time to sit down and answer a few questions. Here are some of them that

*(Wayne Day, a traffic engineering technician for the city of Fort Worth, Texas, is the SYSOP of The Color SIG on CompuServe, the oldest CoCo communications service in the nation. Active in emergency medicine as a paramedic, he is also an amateur radio operator [WA5WDB].)*

might be of interest to you:

**Q:** I'm thinking about buying a modem and wonder which one is "best"?

**A:** This is a question that has no hard and fast answer, but I can give you some general guidelines to follow.

Most modems on the market today work at least at 300 Baud (300 bits of information per second) and are compatible with the CoCo. Then, too, most terminal programs for the CoCo work excellently at 300 Baud, so that means the chances are good that your terminal program and your modem are compatible.

Many bulletin boards and information services offer a higher speed capability than 300 Baud, the most common being 1200 Baud. There are modems that work with both 300 and 1200 Baud, so you don't lose the lower speed capability when you upgrade your modem. Your terminal program, though, must be able to work at 1200 Baud as well for you to be able to use 1200 Baud modems. Again, remember your modem and terminal program must be compatible.

**Q:** Is a direct-connect modem better than an acoustically coupled modem?

**A:** Generally, the direct-connects are less prone to interference from noise in the room and usually work as well, if not better, than an acoustic modem.

**Q:** Are the cheaper modems any good?

**A:** I've had a chance to play with some of the less expensive modems

being sold today and they seem to work very well over local telephone and AT&T long distance lines. I have had some trouble with using some of the supplementary telephone networks like MCI, Sprint, etc., but then again, I occasionally have some problems even with my "industry-standard" modem over those same lines.

**Q:** My terminal program says it works at 1200 Baud, but I've been having trouble with errors when I use it that fast. What's the problem?

**A:** The problem here may be two-fold. First, the normal RS-232 port on the CoCo was designed in such a way that the programmer must place each individual bit to be sent over the RS-232 port into a memory address, one bit at a time. That is one reason why the CoCo's RS-232 port is referred to as a "bit-banger."

When using something like the Deluxe RS-232 ROM Pak, though, the programmer merely places the whole byte in a memory address, and the UART (Universal Asynchronous Receiver Transmitter) chip in the ROM Pak takes care of the housekeeping duties. At 300 Baud, there is usually more than enough time available for the program to send and receive data over the bit-banger.

At 1200 Baud, though, the transmission is sped up four times greater than at 300 Baud, and that's just a bit faster than most programs can handle perfectly.

One solution that many programs use

is to force a "half-duplex" transmission at 1200 Baud, meaning you can only be receiving or sending data at one particular point in time, not both. That's normally OK, except when you want to interrupt what's coming in on the line, or when you need to respond rather quickly to something.

None of the programs I have personally used have been able to keep up with data at 1200 Baud reliably time after time when using the RS-232 port on the computer. The key here is "reliably." If you can afford an occasional error in your data, using 1200 Baud with the normal CoCo RS-232 port may be OK.

As more and more terminal programs that take advantage of the RS-232 ROM Pak become available, that problem will go away.

**Q:** I'm looking for a program like the guy used in the movie *War Games* to find BBS systems in my town (or county or area code or continent). Have you got one you'll share?

**A:** Nope. I've got a problem with auto-dialing programs such as that for two reasons.

First off, those programs seem to be used quite a bit at night, and even though your computer might not be bothered by a telephone that's answered by a human, I guarantee it doesn't work the same way around! Imagine what you would feel like if you were awakened at 2 a.m. by someone looking for a BBS system at random?

Secondly, BBSs aren't the only systems in the world that have dial-up terminals. And some of those dial-up numbers are definite no-no's, unless you're specifically authorized for them. Getting in and "hacking" at a dial-up is one of the things that has soiled the nickname of "hacker," and that's something I won't contribute to.

#### And More Questions

Many of the questions were about CompuServe and \*The Color SIG\* in particular:

**Q:** My bills on CompuServe are way too much, and now someone is trying to tell me I can save money by using 1200 Baud. How is that possible when 300 Baud costs \$6.25 at night and 1200 Baud costs \$12.75?

**A:** Budgeting your time on CompuServe means budgeting your money, and it's easy to let either one get out of hand. If you are doing a lot of downloading or reading of messages on CompuServe, using 1200 Baud can be

a money-saver for you, for with data coming at you four times faster than at 300 Baud, CompuServe charges you just a little bit over twice the normal rate.

If, on the other hand, you're sitting in the Conference mode chatting with other folks, 1200 Baud doesn't make any sense from a cost-effective standpoint.

What I recommend, if you have the capabilities, is to read the messages into a buffer at 1200 Baud, look at them and reply to them offline, then come back on at 1200 Baud to do your downloading, if you know what you want from the data libraries. Then use 300 Baud for exploring new areas on CIS, playing the online games and chatting in CB or Conference on the SIGs.

**Q:** I live in Canada and access CompuServe through Datapac, a Canadian telecommunications network. The CompuServe 'B' Protocol in *VIDTEX* doesn't work, and neither does *XMODEM*. What gives?

**A:** Datapac uses some of the same control characters that both CompuServe 'B' and *XMODEM* use, only for different purposes.

Without reconfiguring your Datapac line, it's not possible to successfully use either one, and so far, we've been successful in modifying Datapac for the CIS 'B' protocol only (see *DATAPK.TXT* in the DL4 database on CCSIG). This modification is not an "official" one, meaning that CompuServe's Customer Service office won't be able to help you if it doesn't work right the first time, but many folks have been able to use it successfully.

If any of our Canadian readers are aware of any method to get *XMODEM* working on Datapac, please let me know!

An alternative to consider, especially since Datapac charges are pretty hefty to begin with, would be to call one of the CompuServe nodes on the southern side of the border. Check with your local telephone company to see whether you might come out ahead doing that, and kill two birds with one stone.

**Q:** Will the RS-232 ROM Pak work on CompuServe?

**A:** Yes, it will — sort of. You can use the terminal functions on the Deluxe ROM Pak just as you can on any other information service and the print online functions work the same way.

As far as downloading, there's no way to use the RS-232 ROM Pak to download ASCII text files or machine language programs from CompuServe, since the program inside the ROM Pak assumes you're talking with another CoCo using the same software.

You can "fool" the ROM Pak into letting you download an ASCII BASIC program by going into the "Receive BASIC program" mode and letting the remote source dump the program to you. Then, when the "OK" prompt comes back, get back into BASIC where you have to save the program to tape immediately. After that, it's just a matter of re-EXECING the ROM Pak and continuing where you left off.

**Q:** What about *Color COMPAC*? Can I download with it?

**A:** The word I get from Tandy Customer Services is that due to a problem with the program itself, there's no way to get *COMPAC* to download anything from CIS. If anyone has been able to either patch *COMPAC*, or figure out how to get it to download something, again, please let me know.

#### Colorful Questions

One of the bigger hits at the Irvine RAINBOWfest was the introduction of *CoCo Max*, a new *Mac-Paint* clone of a graphics utility, which brought up another question heard frequently: "How can I put up a *CoCo Max* screen on my BBS where other folks can see it?"

The problem is that a full-sized *CoCo Max* screen is exactly twice the size of a "normal" CoCo graphics screen. It's like stacking one screen on top of another screen in one file.

Well, one of the creators of *PIXCMP.BAS* (or *PIXCMP.CC*), Art Flexser, who compressed a CoCo graphics screen into a BASIC program that can be uploaded to any BBS or CompuServe, has struck again; *MAXCMP.BAS* (or *MAXCMP.CC* on CompuServe) is the result.

Consider the problem: A *CoCo Max* screen is composed of binary data, residing (on a disk system) from address SE00 to a possible high address of S3DFF (that's decimal locations 3584 to 15871). For the CoCo user who doesn't have the capability of doing a protocol type transfer (i.e., *XMODEM*, *DFT*, CompuServe 'B', etc.), the file must be converted into some form of ASCII data before he can upload or download it. *MAXCMP.BAS* looks at

the data and converts the data into ASCII strings that, along with the on-board re-conversion routine, is written to disk as a stand-alone ASCII carrier for that binary data.

But, how do you look at the complete file, if a screen is twice the size of a normal CoCo screen? *MAXCMP.BAS* is smart! It looks at the file, and if it's too large to be viewed in one sitting, it "beeps" at you, alerting you to the fact that you can now use the up- and down-arrow keys to scroll through the picture to your heart's content.

Here are the detailed instructions.

- 1) Create the graphics screen (using almost any graphics utility that writes a screen to disk, with a starting address for the screen of \$E00 — that includes *Graphicom*, *CoCo Max* and others).
- 2) LOAD "MAXCMP.BAS"
- 3) RUN
- 4) Give *MAXCMP* the filename of the screen you want to compress. *MAXCMP* assumes a default extension of /MAX, but you can override that easily by specifying another extension.
- 5) *MAXCMP* then loads the screen

into memory and compresses it into ASCII data.

- 6) Give *MAXCMP* the filename of the new BASIC program you want to save. This is the program you'll actually upload to the BBS.
- 7) *MAXCMP* then writes the new BASIC program to disk in ASCII using the filename you gave it, and when it's done, you've got a BASIC program ready for uploading to your favorite BBS!

If your BBS needs a little "lift," get the folks started sharing those graphics pictures! It may be just the thing you need!

#### Of This 'n' That

One of the neater things about calling BBS systems around the country is seeing the specialization that occurs due to local factors. One of the more popular specializations I've seen in quite a while is evident on the BBS operated by Speech Systems in Batavia, Ill.

Their BBS, at (312) 879-6811, is chock full of music files that make the CoCo sound like a full-blown orchestra! Though they sell a music system for the

CoCo, you don't have to be one of their customers to call and download music from the BBS, and thus, this BBS rates my "Must Call Award" for this month!

In April, we mentioned that Mike Randazzo of New Orleans has made available a couple of public domain terminal programs for the CoCo running under OS-9. Well, this month, we're quite pleased to relay that Mike, in between changing diapers for a new son, has also made available an *XMODEM* terminal program for the CoCo, and it too runs under OS-9. It's written entirely in BASIC09 and works quite well!

*XMODEM.B09* runs at 300 Baud only and requires the use of the RS-232 ROM Pak as the /T1 device on your OS-9 system. You can download *XMODEM.B09* from Mike's Chalmette BBS at (504) 277-6926.

With this series of public domain programs, and the commercial terminal programs for OS-9 that have been appearing lately, it's good to see more and more OS-9 activity on the BBSs!

For those of you who have been looking for a public domain BBS system, Richard Duncan of West



**Mouse Technological Software**  
**For The Color Computer!**

*Many Companies call their  
Home and Business Software  
User Friendly . . .*

**ONLY ONE CALLS IT**

**Child's Play™**

**NOW AVAILABLE!**



Send for  
**FREE Catalog**

**TCE** BUSINESS DIVISION  
P.O. BOX 2477  
GAITHERSBURG, MD 20879  
1-800-4TC-4TCE



Memphis, Ark., may have the answer for you with his *COBBS* package. *COBBS* has been released into the public domain and the complete set of files can be downloaded from \*The Color SIG\* in the DL4 data library. See *COBBS.CAT* in DL4 for a list of the needed files and documentation.

Richard is also making the package available outside of CompuServe, and you can make arrangements with him through COBBS #1 at (501) 735-5614.

**Wrapping it up**

Effective immediately, I can no longer be reached through MCI Mail,

so please scratch that address from the list.

I may, however, be reached through TBBS Fort Worth at (817) 232-2087, through CompuServe (ID= 76703.376), or: Wayne Day, P.O. Box 79074, Fort Worth, TX 76179-0074. Please enclose a SASE if you desire a direct response.

**New Listings**

A/C	Phone	BBS Name	Location	Remarks
201	637-6286	Colorama of NW Jersey	<unknown>, NJ	
201	773-8265*	Meadowlands BBS	Meadow Park, NJ	
201	928-0949	Great American Coco	Jackson, NJ	
207	596-0556	Maine-Frame	Rockland, ME	evenings/weekends
305	731-6097	ComTech	Ft. Lauderdale, FL	HQ SYS
504	277-6926	Chalmette BBS	Chalmette, LA	OS9 Interest
602	344-8070*	Cactus Patch	Yuma, AZ	
614	475-0047	CocoNet Colorama	Gahanna, OH	
615	822-3752*	Fast Times	Hendersonville, TN	
619	368-3478	Inner Connection	<unknown>, CA	
619	437-1130	The Monitor	Coronado, CA	
707	538-7100	Archive BBS	Santa Rosa, CA	
714	534-5174*	Orange Co Color America	Huntington Beach, CA	
805	656-3746	Ventura BBS	Ventura, CA	
817	232-2087	TBBS Fort Worth	Fort Worth, TX	
818	996-1977	TRS-80 Country	Inglewood, CA	
919	425-7139	Color 80 #82	Fayetteville, NC	

**Deletions**

408	984-XXXX	Rainbow #5	San Jose, CA	Now Offline
619	474-8981	JARB / Coco Sig	San Diego, CA	Now Offline

**Changes**

201	827-7815	PeopleLinks	Ogdensburg, NJ	now Sussex County BBS
213	244-XXXX	Fantasy Plaza	Burbank, CA	new number (818) 840-8252

17	.....20	88	.....197
36	.....42	109	.....197
55	.....123	127	.....132
71	.....39	144	.....92
		END	.....29

The listing: MAXCMP

```

1 ' * * * M A X C O M P * * * '
2 '
3 'THIS PROGRAM TAKES A FILE SAV
4 'ED FROM A HI-RES GRAPHICS
5 'SCREEN AND CREATES FROM IT A
6 'RUNNABLE BASIC PROGRAM,
7 'SUITABLE FOR BBS UPLOADING, T
8 'HAT RECREATES THE PICTURE FROM
9 'A COMPRESSED ASCII FORMAT AND
10 'SAVES THE BINARY OUTPUT TO
11 'DISK OR TAPE, ACCORDING TO WH
12 'ETHER OR NOT A DISK CONTROLLER

```

8 'IS PRESENT. MAXCOMP REQUIRES 64K, DISK OR CASSETTE.

```

9 '
10 'MAXCOMP IS AN ENHANCED VERSI
11 'ON OF PIXCOMP, BY MIKE WARD
12 'AND ART FLEXSER, WHICH HAS H
13 'AD ITS CAPABILITIES EXTENDED TO
14 'ALLOW USE WITH FILES SUCH AS
15 'THOSE CREATED BY COCO MAX,
16 'WHICH MAY BE EITHER ONE OR T
17 'WO PMODE 4 GRAPHICS SCREENS IN
18 'LENGTH. WHEN A PROGRAM CREA
19 'TED BY MAXCOMP IS RUN, A BEEP
20 'WILL SOUND AFTER THE PICTURE
21 'IS CREATED IF THE PICTURE IS
22 'LARGER THAN CAN BE DISPLAYED
23 'ON THE SCREEN. THE BEEP
24 'INDICATES THAT THE UP AND DO
25 'WN ARROW KEYS MAY BE USED TO
26 'SCROLL THE PICTURE UP AND DO

```

```

WN TO VIEW IT IN ITS ENTIRETY.
19 'PRESSING THE 'S' KEY WILL CA
USE A PROMPT FOR A FILENAME TO
20 'SAVE THE PICTURE FILE IN BIN
ARY FORMAT, SUITABLE FOR
21 'LOADING INTO A GRAPHICS UTIL
ITY.
22 '
23 'ART FLEXSER, MIAMI, MARCH 19
85
24 FORI=&HE000 TO&HE16:READ P$:PO
KE I,VAL("&H"+P$):NEXT
25 EXEC&HE000:POKE&H9692,19
26 DATA 1A,50,8E,80,0,B7,FF,DE,E
C,84,B7,FF,DF,ED,81,8C,DF,FF
27 DATA 25,F1,1C,AF,39
28 GOTO30
29 GOTO31
30 PCLEAR11:GOTO29
31 CLEAR800,&H7A000:FORI=&HE000 TO
&HE16:READ X$:NEXT:GOTO35
32 C$=CHR$(34):GOTO34
33 C$=" "
34 N=N+1:L$=MID$(STR$(N),2)+C$+A
$:PRINT#U,L$:PRINT L$:RETURN
35 CLS:A$=CHR$(232):S$=STRING$(2
3,232):PRINT@67,S$:PRINT@199,S$
36 FORI=0TO2:PRINT@100+33*I,A$TA
B(26+I)A$:NEXT
37 PRINT@138,"M A X C O M P";PR
INT@265,"BINARY TO ASCII"
38 PRINT@296,"PICTURE COMPRESSOR
":PRINT@392,"ARTHUR J. FLEXSER"
39 PRINT@431,"AND":PRINT@457,"MI
CHAEL D. WARD"
40 IFPEEK(&HC0000)=68THENS=&HE000:
D=1:U=1 ELSE S=&H6000:U=-1
41 FOR X=&H7A000 TO &H7A5D
42 READ H$:POKE X,VAL("&H"+H$):N
EXT
43 DATA BD,B3,ED,C3,0,3,ED,8C,58
,1A,50,7F,FF,DF,8E,80,0,10,AE
44 DATA 8D,5,E6,86,8,A7,8C,44,86
,6,A7,8C,3E,6F,8C,3D,A6,80,5F
45 DATA 48,59,6A,8C,33,27,16,6A,
8C,2F,26,F4,86,8,A7,8C,28,A6,80
46 DATA AC,8C,25,25,E8,63,8C,1F,
20,E3,CB,30,E7,A0,C6,6,E7,8C,12
47 DATA 5F,6D,8C,10,27,DB,31,3F,
1F,20,7F,FF,DE,1C,AF,7E,B4,F4
48 FOR X=&H7B000 TO &H7C5D
49 READ H$:POKE X,VAL("&H"+H$):N
EXT
50 DATA EC,8D,4,FA,C3,0,1,ED,8D,
1,55,83,0,20,ED,8D,1,50
51 DATA 83,0,20,ED,8D,1,4B,EC,8D
,4,E1,A3,8D,4,DB,83,0,21
52 DATA 43,53,ED,8D,1,0,ED,8D,1,

```

```

B,CB,20,ED,8D,1,14,1A,50
53 DATA 7F,FF,DF,8E,0,0,4F,5F,31
,8D,1,24,AF,A1,A7,A0,4C,5A
54 DATA 26,F8,AE,8D,4,AE,31,8D,1
,14,86,3,E6,80,3D,34,20,31
55 DATA AB,EE,A4,33,41,EF,A4,35,
20,AC,8D,0,F9,25,E9,31,8D,0
56 DATA F9,C6,FF,AE,A4,A6,22,AC,
23,25,4,AE,23,A6,25,31,23,5A
57 DATA 26,F3,B7,80,0,6F,8D,0,DB
,AE,8D,4,71,10,8E,80,1,A6
58 DATA 84,17,0,8A,17,0,B4,27,12
,B1,80,0,26,9,F6,80,0,E7
59 DATA A0,C6,1,E7,A0,A7,A4,20,6
9,A1,84,26,52,34,2,17,0,79
60 DATA A1,E4,35,2,26,47,34,2,17
,0,7D,A1,E4,35,2,26,3C,C6
61 DATA 1,E7,8D,0,93,C6,FF,A1,84
,26,12,6C,8D,0,89,17,0,46
62 DATA 17,0,70,26,15,E1,8D,0,7D
,22,EA,F6,80,0,E7,A0,E6,8D
63 DATA 0,72,E7,A0,A7,A0,20,9D,F
6,80,0,E7,A0,E6,8D,0,63,E7
64 DATA A0,A7,A4,20,13,B1,80,0,2
6,9,F6,80,0,E7,A0,C6,1,E7
65 DATA A0,A7,A0,16,FF,7B,7F,FF,
DE,1C,AF,1F,20,7E,B4,F4,AC,8D
66 DATA 0,40,24,4,30,88,20,39,30
,89,E8,21,39,AC,8D,0,31,24
67 DATA 4,A6,88,20,39,A6,89,E8,2
1,39,AC,8D,0,24,24,4,A6,88
68 DATA 40,39,A6,89,E8,41,39,6D,
8D,0,10,26,C,AC,8D,3,A9,26
69 DATA 4,6C,8D,0,4,1A,4,39
70 DEFUSR0=&H7B000:DEFUSR1=&H7A000
71 CLS:PRINT@64,"FILE NAME OF PI
CTURE":IF D THEN E$="/MAX"
72 '/MAX IN ABOVE LINE CAN BE CH
ANGED TO /BIN IF PREFERRED
73 IF D THENPRINT@128,"(DEFAULT
EXTENSION IS ";E$;")":PRINT@85
74 LINEINPUT"TO COMPRESS: ";F$:I
F D THEN Y$="/BAS":GOSUB159
75 IF D AND F$="" THEN 71
76 PMODE4,5:PCLS1:PMODE4,1:PCLS1
:SCREEN1,1
77 IFD THEN LOADM G$ ELSE CLOADM
F$:GOTO80
78 OPEN "D",1,G$,3:GET #1,1:CLOS
E 1
79 L=256*PEEK(&H98A)+PEEK(&H98B)
:GOTO81
80 L=256*PEEK(&H7E)+PEEK(&H7F)-&
H6000
81 NS=INT((L-1)/6144)+1:L=6144*N
S
82 GS=S/256:GE=GS+&H18*NS-1
83 POKE&H7FFC,GS:POKE&H7FFD,0:PO

```



```

KE&H7FFE,GE:POKE&H7FFF,&HFF
84 E=USR0(0):E2=USR1(E):IF E<0 T
HEN E=E+65536
85 PRINT:PRINTUSING"####";L;:PR
INT" BYTES ORIGINALLY"
86 PRINTUSING"####";E-&H8000+1;
87 PRINT" BYTES AFTER COMPRESSIO
N"
88 PRINTUSING"####";E2-S;:PRINT
" BYTES CONVERTED TO ASCII"
89 PRINT:PRINT@320,"FILENAME FOR
ASCII PICTURE"
90 IF F$<>" THEN PRINT"OR <ENTER
> TO USE: "TAB(8)F$+Y$+DN$
91 PRINTSTRING$(17,"=");"> ";:LI
NEINPUT G$
92 IF G$="" THEN G$=F$+Y$+DN$:IF F$
="" THEN 89
93 IF D THEN E$="/BAS":F$=G$:GOS
UB 159
94 PRINT:PRINT"SAVING ";G$:PRINT
95 OPEN "O",#U,G$
96 IF NS<>1 THEN LN$="28" ELSE L
N$="24"
97 AD=S:EC=59:A$="CLS:CLEAR200,&
H7F00:GOTO"+LN$:GOSUB33
98 IF NS=1 THEN 102
99 A$="PRINT"+CHR$(34)+"USE UP A

```

```

ND DOWN ARROW TO SCROLL"
100 A$=A$+CHR$(34)+" :PRINT"+CHR$(
34)+"THE SCREEN."+CHR$(34)
101 GOSUB 33
102 A$="PRINT:PRINT"+CHR$(34)+"H
IT 'S' TO SAVE PICTURE AS A"
103 A$=A$+CHR$(34)+" :PRINT"+CHR$(
34)+"BINARY FILE"+CHR$(34)
104 GOSUB33:A$="S=6:E=&H"+HEX$(G
E-8*D)+" :IF PEEK"
105 A$=A$+" (&HC000)=&H44 THEN D=
1:S=S+8:E=E+8":GOSUB33
106 A$="POKE&H7FFC,S:POKE&H7FFD,
0:POKE&H7FFE,E:POKE&H7FFF,&HFF"
107 IF NS<>1 THEN A$=A$+" :V=S"
108 GOSUB 33:A$="FORI=&H7F00 TO&
H7FB7:READ H$:POKE I,VAL("
109 A$=A$+CHR$(34)+"&H"+CHR$(34)
+"H$):NEXT"
110 IF NS<>1 THEN A$=A$+" :U=S+24
"
111 GOSUB 33
112 A$="DATA EC,8D,0,FA,83,0,1F,
ED,8D,0,AF,A3,8D,0,ED,43,50,5C"
113 GOSUB33:A$="DATA ED,8D,0,8E,
1A,50,7F,FF,DF,9E,33,30,6,10,"
114 A$=A$+"8E,80,0,86":GOSUB33:A
$="DATA 8,A7,8C,3A,86,6,A7,8C"

```



Drive 1 **139<sup>95</sup>**



Your Choice  
Silver or White

**219<sup>95</sup>** Drive 0

## SUPER DRIVE SALE

Special prices on new first quality disk drives. They even have GOLD connectors on the back... Some other places charge 279.00 for dr. 1 and 349.00 for dr. 0, not us! Drive 1 is for mod I, Second Color Computer drive, or external mod III, IV. Drive 0 is your first Color Computer drive and comes complete with controller, cable and manual. Bare drives for internal mod III, IV, only 89.95! For double-sided, add 45.00 (only for those who have DS-DOS, boards and knowledge)

Bustout game cart. 5.95 • 64K upgrade kit 39.95 • CoCo II Keyboards for CoCo I, 34.95 • 2 drive cable 29.95

### THE COMPUTER CENTER

901-761-4565, 5512 Poplar, Memphis, TN 38119

Add \$3.90 for shipping & handling—Visa, M/C accepted—Dealer inquiries welcome

# Custom Software Engineering, Inc.

807 Minutemen Causeway (D-2), Cocoa Beach, Florida 32931  
(305) 783-1083

For information or technical support, please call between 9:30 and 5:30 P.M. Eastern Time.

## GET YOUR LIFE ORGANIZED

### DATE-O-BASE CALENDAR

puts YOU in charge of your schedule!

- Graphically displays any monthly calendar between 1700 and 2099. You put in up to twelve 28 character memos per day... calendar shows where the memos are... call up of day shows details.
- Use for appointments or a log of past activity.
- Search capability allows you to list or print all memos between two specified dates or only ones meeting key-word criteria.
- Date computation shows elapsed time between two dates in days, weeks, months and years.
- Printed graphic calendar available with optional Screen Print Program.
- Requires 32K in BASIC.

1	2	3	4	5	6	7	8	9	10	11	12
15	16	17	18	19	20	21	22	23	24	25	26
27	28	29	30	31							

**TAPE DATE-O-BASE CALENDAR - \$16.95** (max. 400 memos/ tape file)  
**DISK DATE-O-BASE CALENDAR - \$19.95** (over 4000 memos/ disk... max. 300 memos/month)

★★★★★★★★

## GRAPHIC SCREEN PRINT PROGRAM

Works in all PMODES and lets you shift screen image anywhere on the printed page.

- Relocatable code lets you use all of your 16K or 32K machine.
  - Available in Color Basic 1.0 and 1.1/1.2. Use EXEC 41175 to see which you have and SPECIFY WITH ORDER.
  - SPECIFY PRINTER TYPE... in Machine Language.
- \$7.95** - TRS-80<sup>®</sup> LP-VII/VIII & DMP 100/105/200/400/420  
**\$9.95** - Epson GRAFTRAX<sup>®</sup>, NEC<sup>®</sup> PC 8023 A-C, IDS 440/445, Paper Tiger<sup>®</sup> 460/560, Micro Prism<sup>®</sup> 480, Prism<sup>®</sup> 80/132 (with dot plotting), TRS-80<sup>®</sup> DMP-120, DMP-110, TDP-1, PROWRITER<sup>®</sup> Centronics 739, Microline<sup>®</sup> 82A/83A (with Okigraph 1) /84/92/93, Star Micronics, Inc. GEMINI 10/10x/15 and Gorilla Banana (Trademarks of Tandy Corp., Epson America, Inc., C-Itoh, NEC America, Okidata Corp., Integral Data Systems, Inc.)

★★★★★★★★

1
43
+69
102
1+4+6=11

## HELP YOUR CHILDREN HELP THEMSELVES

### MATH TUTOR

- 5 Programs in 1... ranges from simple addition through long division with 4 levels of difficulty.
  - Requires regrouping to be shown... provides for trial quotients in long division.
  - Shows how to correct errors... step by step approach stresses accuracy.
- \$13.95** in BASIC

★★★★★★★★

## SPELLING TEACHER

- Teaches students their own word list... tape or disk files hold up to 200 words each.
  - Suitable for any level from kindergarten to college.
  - Misspelled words are retaught to reinforce correct spelling.
  - Words presented in 4 lively formats - study, scrambled word game, trial test, final test.
- \$12.95** in BASIC

## PUT YOUR FINANCES IN ORDER

### DISK DOUBLE ENTRY

If you have spent hours trying to balance your Debits and Credits, DISK DOUBLE ENTRY is for you!



- Designed for small business, club and personal use.
- Enter transactions in a journal type format. Program will maintain current account balances, produce Trial Balance, Income, and Balance Sheet reports and complete Account Ledgers.
- Will handle up to 300 accounts including report headings and totals.
- Up to 1400 average transactions on a diskette.
- Summary reports and four levels of subtotals available.
- Requires 32K and an understanding of standard double entry accounting concepts.

**\$44.95** in BASIC with Machine Language subroutines

★★★★★★★★

## STATEMENT WRITER

For use with (and requires) Disk Double Entry

- Produces statements suitable for billing from your Receivables accounts.
- Provides account summaries and mailing labels to use with your statements.
- Designed and documented to allow you to change formats to accommodate your own special needs.

**\$34.95** in BASIC

★★★★★★★★

## That's INTEREST-ing

Let your computer do some REAL computation!

- Helps you solve problems dealing with time, money, and INTEREST!
- AMORTIZATION TABLES any way YOU want them... even lets you change any terms mid-schedule!
- Calculate Present Value, Future Value, Capital Recovery for any combination of payments you specify.
- Rate of Return computation predicts how hard your money will be working for you!
- Computes Bond yields... current and to redemption.
- All answers available on screen or printer.

**\$29.95** in BASIC

★★★★★★★★

## ALPHA-DRAW

Works great with GRAPHIC SCREEN PRINT PROGRAM!

- Subroutine designed to let you add any keyboard character to your graphic displays.
- You define X and Y coordinates and a string variable of one or more characters... ALPHA-DRAW does the rest!
- BONUS - includes instructions for a true line-numbered merge of tape files.

**\$8.95** in BASIC

ALL PROGRAMS require Extended Color Basic and are delivered on cassette. All, except Tape Date-O-Base Calendar, are DISK System compatible.

U.S. and CANADA add \$1.00 per order for shipping. Overseas \$2.50 per order. All prices in U.S. dollars. Florida residents add 5% sales tax. Return within two weeks if not completely satisfied.



**RAINBOW CERTIFICATION SEAL**  
ALL LISTED PROGRAMS



For VISA and Master Card orders: Include type, account number, expiration date, signature and phone number. Sorry! No COD's.

```

115 A$=A$+" , 34, A6, 80, 80, 30, 48, 48
, 48, 59, 6A":GOSUB33:A$="DATA "
116 A$=A$+"8C, 29, 27, E, 6A, 8C, 25, 2
6, F4, E7, A0, C6, 8, E7, 8C, 1C, 20, EB"
117 GOSUB33:A$="DATA 86, 6, A7, 8C,
14, A6, 80, 26, A, A6, 4, 81, 22, 26, C"
118 A$=A$+" , 30, 5, A6":GOSUB33:A$=
"DATA 80, 80, 30, 48, 48, 20, D9, 0, "
119 A$=A$+"0, 8E, 80, 0, 10, AE, 8D, 0,
91, A6":GOSUB33:A$="DATA 80, A7"
120 A$=A$+" , 8C, 48, 6F, 8C, 46, A6, 80
, A1, 8C, 40, 26, F, E6, 80, A6, 80, A7"
121 GOSUB33:A$="DATA A4, 8D, 15, 8D
, 23, 5A, 26, F7, 20, 4, A7, A4, 8D, A, "
122 A$=A$+"8D, 18, 27, E2, 7F":GOSUB
33:A$="DATA FF, DE, 1C, AF, 39, 10"
123 A$=A$+" , AC, 8D, 0, 1E, 24, 4, 31, A
8, 20, 39, 31, A9, E8":GOSUB33
124 A$="DATA 21, 39, 6D, 8C, F, 26, B,
10, AC, 8C, 4E, 26, 3, 6C, 8C, 4, 1A, 4, "
125 A$=A$+"39":GOSUB33
126 A$="PMODE4:PCLS1:SCREEN1,1:R
EADZ:EXEC&H7F00:CLS"
127 IF NS<>1 THEN A$=A$+":SOUND
200,1"
128 GOSUB33
129 IF NS=1 THEN X$="<>251 THEN
17" ELSE X$="=251 THEN 22"
130 A$="P=PEEK(&H155):IF P"+X$:G
OSUB33
131 IF NS=1 THEN 135
132 A$="IF P=247 THEN V=V+1:IF V
>U THEN V=U":GOSUB33
133 A$="IF PEEK(&H156)=247 THEN
V=V-1:IF V<S THEN V=S":GOSUB 33
134 A$="POKE&HBA, V:SCREEN1:Y$=IN
KEY$:GOTO18":GOSUB 33
135 A$="IFD THEN PRINT@64, "+CHR$(
34)+" (DEFAULT EXTENSION IS "
136 A$=A$+"/MAX) "+CHR$(34)+" :PRI
NT@0, "+CHR$(34)+CHR$(34)+" ;"
137 GOSUB33
138 A$="LINEINPUT"+CHR$(34)+"FIL
ENAME FOR PICTURE: "
139 A$=A$+CHR$(34)+" ; F$:IFF$="+C
HR$(34)+CHR$(34)+" WHEN"
140 A$=A$+STR$(N) :GOSUB33:A$="P=
INSTR(F$, "+CHR$(34)+" : "
141 A$=A$+CHR$(34)+" : IFP>2 THEN
F$=MID$(F$, P+1)"+CHR$(34)
142 A$=A$+": "+CHR$(34)+"+LEFT$(F
$, P-1)":GOSUB33
143 A$="IFD AND INSTR(F$, "+CHR$(
34)+" /"+CHR$(34)+" )=0 AND "
144 A$=A$+"INSTR(F$, "+CHR$(34)+"
"+CHR$(34)+" )=0 THEN F$=F$+"
145 A$=A$+CHR$(34)+" /MAX"+CHR$(3
4):GOSUB33

```

```

146 A$="IFD THEN SAVEM F$, &HE00,
256*(E+1)-1, &HA027:END"
147 GOSUB33:A$="CSAVEM F$, &H600,
256*(E+1)-1, &HA027:END"
148 GOSUB33:A$="PCLEAR"+STR$(4*N
S)+" :GOTO2":GOSUB33
149 A$="DATA1":GOSUB33
150 C1=INT((E2-S)/EC)
151 C2=(E2-S)-(C1*EC):N=99
152 V=VARPTR(A$):V1=V+2:V2=V+3:P
OKEV, EC
153 FOR I=1 TO C1
154 GOSUB157:AD=AD+EC:NEXT:IFC2=
0 THEN156
155 POKEV, C2:GOSUB157
156 CLOSE:PCLEAR4:CLEAR200, &H7FF
F:END
157 MS=INT(AD/256):LS=AD-256*MS:
POKEV1, MS:POKEV2, LS:GOSUB32
158 RETURN
159 P=INSTR(2, F$, ":"):IF P=0 THE
N 162
160 IF P=2 THEN DN$=":"+LEFT$(F$
, 1):F$=MID$(F$, 3):GOTO162
161 DN$=MID$(F$, P):F$=LEFT$(F$, P
-1)
162 P=INSTR(2, F$, "/"):IFP=0 THEN
P=INSTR(2, F$, ".")
163 IF P<>0 THEN E$=MID$(F$, P):F
$=LEFT$(F$, P-1)
164 G$=F$+E$+DN$:RETURN

```

## About Your Subscription

Your copy of THE RAINBOW is sent second class mail. If you do not receive your copy by the 5th\* of the month of the publication date, send us a card and we will mail another. \*Canadian subscribers and foreign air mail allow two additional weeks.

You must notify us of a new address when you move. Notification should reach us no later than the 15th of the month prior to the month in which you change your address. Sorry, we cannot be responsible for sending another copy when you fail to notify us.

Your mailing label also shows an "account number" and the subscription expiration date. Please indicate this account number when renewing or corresponding with us. It will help us help you better and faster.

For Canadian and other non-U.S. subscribers, there may be a mailing address shown that is different from our editorial office address. Do not send any correspondence to that mailing address. Send it to our editorial offices at P.O. Box 385, Prospect, KY 40059. This applies to everyone *except* those whose subscriptions are through our distributor in Australia.

# Volume I, Number 1

**A**s a special Fourth Anniversary bonus, we've reprinted the very first issue of THE RAINBOW which was published in 1981. It consisted of only four pages (two pages front and back) and was printed on a copying machine at a neighborhood drugstore.

The premier issue of THE RAINBOW was written in a spare bedroom of Lonnie Falk's Prospect, Ky. home. It was mailed to a total of 25 persons.

Today THE RAINBOW averages close to 300 pages monthly and three boxcars of paper are required to print just one issue. Our circulation exceeds 83,000 — with subscribers in every state in the union, every country in Central and South America, every province in Canada, all seven continents, and 20 ships at sea.

THE RAINBOW, the Color Computer and the CoCo Community have made great strides since that first newsletter. However, our editorial approach has not changed. We're still providing the kind of information, tutorials and program listings which make it easy and fun for you to realize the enormous potential of your Color Computer. We're still writing THE RAINBOW just for you, as though you were our first subscriber.

We hope you enjoy reading the reprint of our very first issue. It is bound into this month's issue with a special perforated tape which makes it easy to remove from the magazine for safekeeping. It's our way of remembering where we came from and of thanking you for your continued support.



# the RAINBOW

---

5803 Timber Ridge Drive • Prospect, KY 40059

---

First of all, welcome to the RAINBOW!

We'd like to open things up for volume one, number one with a little background on why the RAINBOW exists and what we hope to accomplish with this newsletter. If you are anything like us, we think you'll see that this Publication is well worth the small amount we'll be asking you to invest in it.

Most of us are among the first to be the proud owners of a TRS-80 COLOR Computer. And, if you are like we were, you were attracted to TRS-80 in the first place by all those great Programs available for the Models I, II and III.

But, where did that leave us? Except for some Programs in the manuals -- and the e-x-p-e-n-s-i-v-e ROM Packs offered by the Shack -- there just isn't a great deal out there right now. Oh, it is coming. But the wait seems long and there are a lot of things the COLOR Computer can do that its big brothers can't.

And, frankly, what software is available might be good or might be bad. I'm sure you, like I have, hear all sorts of stories about software that doesn't work, won't load, and so forth. One of the things we expect to be is YOUR representative to the software distributors. We'll be doing reviews and we'll give you the straight scoop. We feel confident that those dealers who have a good product -- and who want to reach an interested and receptive market -- will be happy to let us review their software. And, be sure, you'll get a fair and honest appraisal from the RAINBOW.

We'll also pass along Programs on these pages. Those we come across ourselves, and those you may want to contribute. Don't be bashful. And don't think your Program has to be a "monster" to get reproduced here. (In fact, as you'll see shortly, the Program used to write the RAINBOW takes up just three lines.) So, send in your favorites and we'll share them with the world.

One most important thing. The RAINBOW is devoted to the COLOR Computer and the COLOR Computer only! While future issues will share some of the "secrets" of Program conversion, you won't find anything here about any other computer. No Mod III stuff, no Apple stuff, no Atari stuff. The RAINBOW is going to be the one -- and, to our knowledge ONLY -- Publication that's just for COLOR Computer owners. In other words, we think you'll find everything you read in the RAINBOW will have a direct application to YOUR computer.

Ah, the commercial. The RAINBOW costs money to print and mail. In order to pay some of those costs, we're charging \$12 a year for a subscription. We hope you'll find that reasonable and that you'll send a check by return mail. Frankly, that's pretty cheap for all the information you'll get. I hope you'll agree. Thanks a lot for listening. We look forward to hearing from you.

---

## MUSIC MADE EASY

For those of you who like music, let us first recommend the fine article on the COLOR Computer in the latest issue of "80-Microcomputing." By far the best program there is one named "Music-Music-Music." And it is written for the COLOR Computer. But one of the things it does not do is allow you to play songs as a part of any other programs you might wish to run. It's an entity (albeit a fine one) to itself.

What we were trying to do was put together a horse race program which we were going to call Derby (remember, the RAINBOW comes from Louisville). We wanted the program to play "My Old Kentucky Home" as the horses moved to the post. But, a couple of tries in decoding notes from a music book into SOUND (and PLAY) statements left a lot to be desired.

Well, the "Music Music Music" program solved that problem for us, we used it to get a really good rendition of "My Old Kentucky Home." The problem was, how to get that code into another program.

Enter "Music Made Easy!" We just wrote the following few lines, added them to their own little space on the "Music Music Music" program, loaded a data tape for the song we wanted and then "broke" the original program. That left all the notes in their array, each with the proper code for SOUND's syntax.

We then instructed the COLOR Computer to GOTO5000 (the line where the codebreaker started). The result was a printout of the proper codes for SOUND. The codebreaker is listed below:

```
6000 FOR X=0 TO 750
6010 PRINT#-2,X, P(X) "D(X)
6020 NEXT X
```

Here's the routine to play the music for which you have obtained the codes. As to explanation: Lines 1-5 READ in the conversion of the code obtained in the previous program and the numbers necessary to make SOUND work right. Line 10 is set to the number of notes -- which you will get from your codebreaker. Line 30 is a very important line, which converts musical "nests" into a FOR-NEXT loop. Line 40 actually plays the note. And line 60 onward is the code from the codebreaker, all in DATA statements.

Here's the program:

```
1 DIM N(48)
2 FOR N=1 TO 48
3 READ N(N):NEXT
4 DATA 5, 19, 32, 45, 58, 69, 78,
      89, 99, 108, 117, 125, 133, 140,
      147, 153, 159, 165, 170, 176,
      180, 185, 189, 193
5 DATA 197, 200, 204, 207, 210, 213,
      216, 218, 221, 223, 225, 227,
      229, 231, 232, 234, 236, 237,
      238, 239, 241, 242, 243, 244
10 FOR X=1 TO 250:SET TO # NOTES
20 READ P,D
30 IF P=0 THEN FOR T=1 TO (D*5):NEXT
      GOTO50
40 SOUND N(P),D
50 NEXT X
60 DATA 17, 8, 10, 8, 12, 8, 17, 8
```

---

## NEXT MONTH

We'll be looking at some longer programs next month, and we expect to have a line justifier and a screen printer program to talk about. We also expect to get a start on software reviews. So, take a look at our subscription blank and become an informed COLOR Computer owner! We'll be looking forward to hearing from you.

---

## CPU SPEEDUP

Despite the stuff you may believe or have been told about the speed of the COLOR Computer's 6809E CPU, its really a Pretty swift little device. In fact, if you want to see a Radio Shack store manager's eyes boggle, Just Put a COLOR Computer next to a Mod III in his store, write a short for-next loop to count the numbers from 1 to 1,000 on both machines and then run them at the same time. Can you guess which computer finishes first? YEP, old COLOR Computer!

But, there's a way to make your COLOR Computer run even faster. Just POKE 65495,0. You'll be able to see this in action right away, because the cursor will start changing colors more quickly. To get back to the "normal" speed, Just POKE 65494,0.

You have to go back to normal for cassette I/O and to transmit to the printer. If you don't, you get all sorts of messy garbage. And in reference to garbage, you probably will get some on the screen (or lose control) if you let your program end while you're still in the fast format. Making your last line read: "POKE 65494,0'END" will handle that problem just fine. Its a nice feature for all sorts of uses.

---

## LP VII DRIVER

When you bought your LP VII, remember the disappointment when you discovered you really couldn't use the graphics because COLOR Computer owners needed a driver to make a conversion of bit codes?

Well, the wait is over. Even here in Louisville, the driver is available (at Computer Centers). And the best news of all is that it is FREE for those of us who bought the LP VII. We're not going to go into the business of patting the Shack on the back without cause, but in this case its Justified.

Also in the area of FREE stuff, if you bought VIDEOTEX, Radio Shack has arranged to give you a free hour of the Dow Jones News Service. All you have to do is ask for it!

---

## M & N DECODED

Have you tried that little message board program in the Extended Color Basic manual that lets you print what sort of appear to be text letters on the graphics screen?

Since you cannot mix graphics and text on the same screen, some things can be really confusing without a label. We suggest you create a subroutine with all 26 graphics letters and then just execute the letters on the graphics screen when you want to label something.

Actually, that's not what this is all about, since that seems pretty easy to figure out. But, we were less than happy with the way two of the letters looked. A quick call to Ft. Worth brought the information that the customer service people at Radio Shack thought one of their programmers was just trying to get a bit too fancy with some of the letters.

Those letters in question are the "M" and the "W"...and they do look messy. Here's a suggestion for a way to draw them that's a little more clear:

M...D7U7F3E3D7  
W...D7R1E2F2R1U7BD7

We hope you'll like these!

---

## OFFICIAL STUFF

the RAINBOW  
Published by FALSOFT  
Prospect, KY 40059

Lawrence C. Falk--Editor

---

TRS-80, COLOR COMPUTER ARE TRADE-  
MARKS OF TANDY CORP.

## WORD PROCESSOR

One of the biggest problems in trying to put the first issue of the RAINBOW together was in finding a way to type these articles out. It seemed a shame to write a computer newsletter on a typewriter.

The RAINBOW comes to you via a Line Printer VII and, yes, there is a short program in "Going Ahead With Extended Color Basic" that will, as Radio Shack says, let you use the keyboard for a typewriter. Only one problem -- you can't make a mistake in typing because the process of disabling the printer to fix them is really time-consuming. And, after all, who doesn't make mistakes?

Enter the following program:

```
10 PRINT@416,,"LINE INPUT"(16 spaces)
   )A#
20 PRINT#-2,A#
30 CLS:GOTO10
```

And, you get a mini-text editor!

This program lets you enter your words without committing them to the printer buffer. In other words, if you make a mistake, just backspace and correct it. Not until you have

your whole line on the screen do you send it to the printer...so all you have to do is back up and fix your mistakes. For half-columns, like this one, just change the PRINT@ to 456.

What you are doing is positioning the cursor 40 spaces from the end of the screen. When the display "jumps" up, you stop typing and hit ENTER. Or, if you are trying for justified columns like these, you count the number of spaces to the end, back up and insert those spaces, between the words, and then ENTER the line. As you can see, justified lines are a slow process. We're working on a way to justify them automatically and will have a report in the next issue of the RAINBOW.

You DO need Extended Color Basic to make this work. But, if you don't have it, the program will work with a regular INPUT. You just cannot use commas, quote marks and the like.

Try writing a letter with this and we think you'll like it. It is geared for an 80-column printer, but the logic is easy to follow if you need to adapt (for a Quick Printer II, perhaps?) Happy writing!

## SUBSCRIPTION FORM

To: Lawrence C. Falk, Editor  
the RAINBOW  
5803 Timber Ridge Dr.  
Prospect, KY 40059

Please enter my subscription to the RAINBOW for one year. My \$12 is enclosed.

Name:-----

Address:-----

City:----- State:----- Zip:-----

THANK YOU!



Have CoCo as a guest at your next birthday party



**B**irthday is a short program that draws a cake and decorates it to your specifications. You can display a name and an age, and select either red or blue flickering candles. Although designed as a birthday cake, it can be used for other festivities such as anniversaries, etc. And, it is low in calories.

Using this program, like making a cake, will involve a little work. After all, you can't buy a culinary masterpiece in a fast-food restaurant. *Birthday* needs a 16K, or larger, mixing bowl; the decorations are generated by using the ingredients PMODE3, Extended Color BASIC and the DRAW command. To generate any name you will have to be familiar with the subcommands F, R, E, D, L, U, G, H, GM(,), (M+,-) and perhaps LINE(-).

DRAW is an extremely powerful

(John Plaxton, owner of Cancoco Software, is a mechanical engineer presently employed with the Aerospace Engineering Test Establishment. He has written several programs, the majority being educational.)

# CoCo Bakes A Cake

By John Plaxton

command (and I suspect the envy of owners of other computer systems). It is easy to use once you get the idea and try a couple of drawings. The instructions on pages 54-62 in Radio Shack's *Going Ahead With Extended BASIC* are quite clear. However, one point not covered is that sometimes if you use U, D, R, etc., and follow it by a semicolon, you will get a syntax error. I always have a number (including '1') preceding the semicolon.

Another point to consider is the width of the vertical and horizontal lines. Vertical lines tend to be about half the width of horizontal lines, therefore two vertical lines are drawn: one line up, move over one pixel, then another line of the same length down.

The generation of names is interesting because you must try to make them follow the curve of the cake. You will need to use the "M+," subcommand because you will have to draw lines at angles other than in 45 increments. (If you were to have a 360 degree navigational protractor, U=000°, E=045°, R=090°, F=135°, D=180°, G=225°, L=270° and H=315°.)

To see what I mean, RUN the program, select 4\* LARRY and look at the letter 'L.' On the cake, the bottom of the 'L' is horizontal and does not appear to be resting on the surface of the cake. It should have been drawn tipped slightly downwards. To do this, the last direction in Line 1390 (R8) should be replaced by ;M+8,+3; which DRAWS a line that ends eight pixels to the right of, and three pixels down from, the beginning position. If you know the coordinates where a DRAW command ends you could use the LINE(-;) command to draw the same line. For example, you can get the same result by writing 1390 DRAW "BMB4,122;U16R016":LINE-(93,124),PSET'L.

Each letter will have to be drawn individually (even if used twice in a name) because of the need to maintain perspective (or curve) of the cake. Look closely at the coding for the 'M's in MOM (lines 1550 and 1570).

The flickering candle effect is generated by continually redrawing the flame using one of two colors. Once all the candles are drawn (JJ=0), random candles and colors are chosen. Unfortunately, the flickering always occurs in a clockwise direction. To randomly choose a clockwise and counterclockwise direction, change Line 1690 to read 1690 IF RND(2)=1 THEN FOR C=3.3 to 9.58 STEP 6.28/AG ELSE FOR C=9.58 to 3.3 STEP -6.28/AG. However, because of the number of candles and their position change with the selected age, and since there are very small round-off errors in the numerical calculations, extra candles will be drawn.

The rotating plate posed an interesting problem because of the way the PRINT command works. Remove lines 2000-2010 by inserting a REM (or ') at the beginning of each line, then RUN and notice the difference. Drawing a line

that allows the paint to "seep through" at the bottom of the plate gives the appearance of continuous motion.

Having described how the DRAW commands are used, I hope you will enjoy DRAWING your own names. Of course, rosettes and other decorations can be easily added. I would appreciate receiving the code for all names generated.

For those of you who have programs that synthesize four-voice music, I strongly encourage replacement of Line 1970 with appropriate code. For the same reasons you bought a CoCo, your masterfully decorated cake deserves the best.

### Happy Birthday, RAINBOW!

(For anyone having questions regarding this program, you may contact Mr. Plaxton at P.O. Box 2914, Medley, Alberta, Canada T0A 2M0)

200	.....83
1360	.....14
1530	.....5
1730	.....178
1900	.....111
END	.....177

#### The listing: BIRTHDAY

```

0 '*** BIRTHDAY CAKE *****
10 CLS(RND(9)-1):PRINT@203," BIR
THDAY ";
20 PRINT@460," COPYRIGHT 1985 ";
30 PRINT@492,"cancoco software";
40 FOR T=0 TO 1500:NEXT T
50 CLS:PRINT:PRINT"WHOSE NAME WI
LL BE ON THE CAKE: 1* RAINBOW"
60 PRINT" 2* MOM":PRINT" 3* DAD"
70 PRINT" 4* LARRY"
80 PRINT" 5* ROBERT"
90 PRINT" 6* "
100 PRINT" 7* "
110 PRINT" 8* "
120 PRINT" 9* "
130 NA$=INKEY$:IF NA$=""THEN130
140 NA=VAL(NA$):IF NA=0THEN130
150 PRINT"HOW OLD IS THE BIRTHDA
Y KID";:INPUT AG
160 IF AG>99 THEN150
170 IF AG<2 THEN RA=0 ELSE IF AG
<11 THEN RA=.6 ELSE RA=1
180 PMODE3,1:PCLS0:PCLS5:SCREEN1
,1:COLOR6,5
190 CIRCLE(128,75),84,6,.4
200 LINE(44,75)-(44,125),PSET
210 LINE(212,75)-(212,125),PSET
220 CIRCLE(128,125),84,6,.4,0,.5
230 CIRCLE(128,100),84,6,.4,0,.5
240 CIRCLE(128,125),120,7,.4,.89
,.64
250 CIRCLE(128,122),94,7,.4,.94,
.57
260 COLOR7,5:LINE(43,92)-(43,112
),PSET
270 LINE(216,93)-(216,113),PSET
280 ON NA GOSUB1460,1550,1610,13
90,1310,600,800,1000,1200
290 GOSUB1650:GOTO1800
500 '***
600 RETURN
700 '***
800 RETURN
900 '***
1000 RETURN
1100 '***
1200 RETURN
1300 '*** ROBERT
1310 DRAW"BM74,120;U14E2;M+6,+2;
F2D5G2;M-8,-2;R2":DRAW"M+8,+9;"'
R
1320 DRAW"BM92,123;BU2U10E2;M+6,
1;F2D10G2;M-6,-1;H2"'O
1330 DRAW"BM114,126;U14R8F2D2G2L
6R6F2D4G2L6"'B
1340 DRAW"BM134,126;U14R8L8D7R8L
8D7R8"'E
1350 DRAW"BM154,125;U14E2;M+6,-1
;F2D5G1;M-8,+1;R3;M+7,+7;"'R
1360 DRAW"BM179,120;U14;BM-5,2;M
+10,-4;"'T
1370 RETURN
1380 '*** LARRY

```



# OWLS NEST SOFTWARE

'WE GIVE A HOOT'

TWO NEW PROGRAMS DESIGNED FOR THE 64K COLOR COMPUTER :

**LABEL64** - LABEL64 is a name and address file/print system that takes advantage of your 64K. You can develop and maintain a mailing list. Print lists or mailing labels in your choice of 1, 2, or 3 wide. Supports 3 or 4 line addresses with phone optional. You can sort by last name, first name, and/or zip code. You can work with up to 300 records in memory at a time. We include a second copy for back up at no additional charge. Take advantage of your 64K with LABEL64.  
Cassette - 64K EXT Postpaid \$24.95

**FILE64** - FILE64 is a data management system designed to take advantage of a 64K machine. You can create and maintain records on anything you choose. Recipes, coupons, household records, financial records - you name it. You create records containing up to five fields you define. You can search, sort, modify, add, delete, save on tape, display on the screen and print on a printer. The program could cost you much more and we include a back up copy at no additional charge.  
Cassette - 64K EXT Postpaid \$24.95

SAVE \$\$ Take both our LABEL64 and FILE64 for only \$40.00 Postpaid. Don't miss this special offer!

NOTE: If you already have our LABELIII or FILEIII program we will upgrade you to the 64K version for only \$10.00. Upgrade both for only \$15.00. It is not necessary to return your old programs. Simply send your invoice number with your request.

**ALCATRAZ ADVENTURE** Our newest and we think most involved adventure. You have been unjustly imprisoned and sentenced to death. You must escape to prove your innocence. You will face many unique problems as you work on your goal. If you liked our BASHAN adventure you will love ALCATRAZ. Your adventure contains a large vocabulary and some unique features. This is a tough one recommended for advanced players.  
32K EXT Postpaid Disk \$20.95 Cassette \$17.95

**CUBE ADVENTURE** - Cube is a non violent adventure for a minimum 16K EXT system. You must locate and enter the "CUBE" gathering treasures along the way. You will encounter some unique problems as you work on your goal. CUBE is an intermediate to hard adventure suitable for everyone.  
16K EXT postpaid Disk \$20.95 Cassette \$17.95

### GOOD NEWS FOR OUR FRIENDS FROM DOWN UNDER!

We are pleased to announce that our customers in Australia can now purchase our programs from our Australian distributor. This will avoid long shipping delays. Remit in Australian Dollars to COMPUTER HUT SOFTWARE 21 WILLIAMS St. BOWEN QLD. 4805 Phone (077) 862220

### GOOD NEWS FOR OUR FRIENDS FROM UP NORTH!

Now our friends from Canada can purchase our programs direct from our Canadian distributor. Remit in Canadian dollars to KELLY SOFTWARE DIST. LTD. P.O. Box 11932 EDMONTON, ALBERTA T5J 3L1 (403) 421-8003

NOW LABELIII IS AVAILABLE ON DISK!

**LABELIII** - (Reviewed in Nov 83 Rainbow) With LABELIII you can develop and maintain a mailing list. Print lists or mailing labels in your choice of 1, 2, or 3 wide. Supports 3 or 4 line addresses with phone optional. Sort by last name, first name or zip code.  
16K EXT Postpaid Disk \$21.95 Cassette \$19.95

**FILEIII** - Data management system. With FILEIII you can create and maintain records on anything you choose. Recipes, coupons, household records, financial records - you name it. You create records containing up to five fields that you define. You can search, sort, add, delete, modify, display on the screen or send to a printer. The program is user friendly and user proof. Prompting is extensive. A comparable program could cost you much more. This one is a bargain!  
16K EXT Postpaid Disk \$21.95 Cassette \$19.95

**PROGRAM FILE** - (rev Oct 83 Rainbow) Organize your programs. With PROGRAM FILE you create a file of your computer programs. You can search, sort, add, modify, delete, save to tape and display on the screen or send to a printer.  
16K EXT Postpaid Disk \$16.95 Cassette \$14.95

**DATA MANAGEMENT PACKAGE** - Save \$\$ Take the three above on disk or tape (specify) for only \$40.00 Postpaid

**ESPIONAGE ISLAND ADVENTURE** - (reviewed in June 84 Rainbow) You have been dropped off on an island by submarine. You must recover a top secret microfilm and signal the sub to pick you up. Problems abound in this 32K EXT adventure.  
32K EXT Postpaid Disk \$20.95 Cassette \$17.95

**FOUR MILE ISLAND** - You are trapped in a disabled nuclear power plant. The reactor is running away. You must bring the reactor to a cold shutdown and prevent the "China Syndrome". Can you save the plant (and yourself)? It's not easy!  
16K EXT Postpaid Disk \$20.95 Cassette \$17.95

**KINGDOM OF BASHAN** - Our flagship adventure. Bashan has a very large vocabulary and some unique features. You must enter BASHAN (not easy), gather the ten treasures of the ancient kingdom (even harder) and return to the starting point (harder yet). If you can score the maximum 200 points in BASHAN you are an expert!  
32K EXT Postpaid Disk \$20.95 Cassette \$17.95

**ADVENTURE COMBO** Save \$\$ The three above adventures on three cassettes or one disk (specify) postpaid for only \$40.00

**ATLANTIS ADVENTURE** - This one is not easy - in fact we challenge you to complete it in 30 days. If you do we will send you any adventure we sell - postpaid - at absolutely no charge. You start on a disabled sub near the lost city of Atlantis. You must get the sub (and yourself) safely to the surface. Do you think Atlantians are friendly?  
Postpaid 32K EXT Disk \$24.95 16K EXT Cassette \$21.95

**ADVENTURE STARTER** - Learn to play those adventures the painless way. You start with an easy adventure and move to an intermediate. Two complete separate non violent adventures plus hints and tips on adventuring in general. Finish this and you will be ready for ATLANTIS!  
Cassette - 16K EXT Postpaid \$17.95

C.O.D. orders please add 1.50  
No Delay For Personal Checks  
In a Hurry? Call (615) 238-9458

**OWLS NEST SOFTWARE**  
P. O. BOX 579  
OOLTEWAH, TN 37363





## HARDWARE

- DOUBLE SWITCH** — Two LEDs show you which port is being used, 1 or 2. High Quality parts with a great looking face plate! ..... \$29.95
- DOUBLE CABLE** — Hook a MODEM and a PRINTER up at the same time with this Y-connector ..... \$14.95
- EXT-CABLE** — long printer or MODEM cable (15 feet) ..... \$14.95
- Y-CABLE** — You can connect two devices at the same time to your ROM port (80 column card and disk Drive) ..... \$29.95
- DOUBLE DRIVER** — Best video driver available for your CoCo. Made by our friends at Moreton Bay Software. Specify CoCo or CoCo II ..... \$24.95
- MINI MOUTH** — Now get sound from your mute monitor. Plugs right in, nothing to solder ..... \$24.95
- COLOR POWER II** — This plug in CP/M board will allow you to use thousands of CP/M programs ..... \$329.00
- MINI-MODEM** — 300 BAUD, Originate/Answer Full Duplex, Direct Connect ..... \$79.95 (Save \$10.00 when you buy one of our terminal programs and a modem)
- DISKS — DISKS — DISKS — DISKS — DISKS**  
Save on blank 5 1/4" diskettes. Buy in bulk and save! No sleeves. (10 minimum in each order) ..... \$16.00

## DOUBLE SWITCH



## DOUBLE DRIVER



## DOUBLE CABLE



## MINI-MOUTH



## DOUBLE TERM + Plus +

This program is the **ultimate** in CoCo communicating! Double Term + is used with a plug-in 80 column board. Supports either Double 80 Plus, Color Power II or Word Pak.

Here are just some of the features Double Term + has to offer:

### Select:

- Half, Full Duplex or Echo
- Odd, Even, Mark, Space or No Parity
- 7 or 8 Bit Words
- 1 or 2 Stop Bits
- All Caps if needed
- Several Printer Formats
- Trapping of incoming characters

### BAUD Rates:

- 110-4800 (communicate)
- 600-9600 (printer)

### Screen Format:

- 80 x 24 upper/lowercase
- Send all 128 characters from keyboard

### Buffer:

- Merge text or programs
- 49K to 53K memory
- Four Buffer Send Modes
- Display Bytes Used/Remaining
- Editor—Move forward and reverse thru buffer. Insert, type over, delete lines, characters or words. Block delete.

### 10 Macro keys

- Automatic Capture of incoming files
- X on/X off capabilities
- Send True Line Break
- Transmit/Receive BASIC Programs, Files or Machine Code. No need to translate BASIC programs to ASCII Format.
- Save/Load Macros or Parameters to Disk
- Use 1 to 4 Disk Drives (w/SAVE, LOAD, DIR & Granule Display)
- Print while receiving information\*
- Easy to use MENU driven format
- Comprehensive users manual
- Works on All Radio Shack Color Computers, and All Radio Shack Disk systems.

15-day money back guarantee (less a \$10.00 restocking/use charge.)

Only \$5.00 each for all future upgrades when you return your warranty card.

<b>PRICE:</b> Double Term + .....	\$59.95 (Disk)
Y-Cable .....	\$29.95
Double 80 Plus .....	\$99.95
Complete Package .....	\$189.95 + S&H

\*Requires PC Pak from PBJ, Inc.

## DOUBLE 80 PLUS

- TRUE 80 COLUMN OUTPUT
- BUILT IN SWITCH FOR COCO OR DOUBLE 80 PLUS
- ADJUSTABLE VIDEO OUTPUT
- GOLD PLATED EDGE CONNECTOR
- DRIVERS AVAILABLE FOR BASIC, OS9 and FLEX
- DISPLAY ALL ASCII CHARACTERS
- ALTERNATE CHARACTER SETS AVAILABLE
- METAL CASE (not cheap plastic)
- DOUBLE TERM + available for this board
- BACKED BY A 90 DAY PARTS AND LABOR WARRANTY

DOUBLE 80 PLUS (80 column board) .....	\$99.95
Y-CABLE .....	29.95
BASIC DRIVER .....	12.95
OS9 DRIVER .....	12.95
FLEX DRIVER (available soon) .....	12.95
DOUBLE TERM + (disk only) .....	55.95

# COLOR TERM + Plus +

**Select:**

- Half, Full Duplex or Echo
- Odd, Even, Mark, Space or No Parity
- 7 or 8 Bit Words
- 1 or 2 Stop Bits
- All Caps if needed
- Several Printer Formats
- Trapping of incoming characters

**BAUD Rates:**

- 110 4800 (communicate)
- 600 9600 (printer)

**Screen Format:**

- 32 x 16, 42, 51, 64 or 85 x 24
- Send all 128 characters from keyboard

**Buffer:**

- Merge text or programs
- 49K to 53K memory
- Four Buffer Send Modes
- Display Bytes Used/Remaining
- Editor—Move forward and reverse thru buffer. Insert, type over, delete lines, characters or words. Block delete.

10 Macro keys

- Automatic Capture of incoming files
- X on / X off capabilities
- Send True Line Break
- Transmit/Receive BASIC Programs, Files or Machine Code. No need to translate BASIC programs to ASCII Format.
- Save/Load Macros or Parameters to Disk
- Use 1 to 4 Disk Drives (w/SAVE, LOAD, DIR & Granule Display)
- Print while receiving information\*
- Easy to use MENU driven format
- Comprehensive users manual
- Works on All Radio Shack Color Computers, and All Radio Shack Disk systems.

PRICE: Color Term +

\$49.95 (Disk/Tape)

**VERSION 5.0  
NOW AVAILABLE**



## SUPER UTILITY SPECIAL!! Save over \$50<sup>00</sup>!!

Get the following utilities on a single disk for one low price: Double Spooler, ROM Move, Color Disk Saver, Autoload II, Double Mailer, & Color Key Command—

Super Utility Disk ..... \$49<sup>95</sup>

## SUPER GAME SPECIAL!! Save over \$50<sup>00</sup>

Get the following games on a single disk for one low price: Clone Attack, Color Iago, Galactic Math, Color Biorhythm, Modem Chess, & Underground.—

Super Game Disk ..... \$39<sup>95</sup>

## DOUBLE DOS II

**Double DOS II**—Now use 35, 40, or 80 track (double or single sided) drives, all on one system, all at the same time. All regular disk commands are supported with Double DOS II and are totally transparent to your BASIC programs! You can get up to 158 granules on a disk using an 80 track drive. These are the added commands:

- BAUD 1-6** ... change the BAUD rate.
- TRACK 35,36,40,80** ... change number of tracks.
- DOUBLE** ... enable the double sided option.
- PDIR** ... print your directory to printer.
- DUMP ON/OFF** ... send programs without a terminal program.
- RATE 6,35** ... change the head stepping rate.
- VIDEO ON/OFF** ... reverse video without a hardware mod.
- SCROLL 1-255** ... change your screen scrolling speed.
- COMMAND** ... will list all new commands.
- DUPE 0,1,2** ... will allow copy & backup from one side of a drive to another!
- DATE** ... you can enter the month, day and year as an extension to your programs when they are displayed during a DIR command.



We guarantee that this program will work using the above commands, with all types of 35, 40 or 80 track drives!

PRICE: \$29.95 (DISK ONLY) 64K required

# Double Density Software™

620 Kings Row • Denton, Texas 76201 • 817-566-2004



\$2.00 shipping and handling on all orders.



```

1390 DRAW"BM84,122;U16RD16R8" 'L
1400 DRAW"BM102,126;U12E4R2F4D4L
10R10D8" 'A
1410 DRAW"BM124,128;U14E2R4F2D5G
L6R":DRAW"M+7,+7;" 'R
1420 DRAW"BM144,126;U14E2R4F2D5G
L6R":DRAW"M+7,+7;" 'R
1430 DRAW"BM169,124;U10NH6E8" 'Y
1440 RETURN
1450 '*** RAINBOW
1460 DRAW"BM120,128;U14;M+10,+14
;U14;" 'N
1470 DRAW"BM109,127;U14;" 'I
1480 DRAW"BM141,128;U14;M+8,-1;F
2D2G2;M-8,+2;M+8,-2;F4D2G2;M-8,+
1;" 'B
1490 DRAW"BM088,124;U10E4R2F4D4;
M-10,-1;M+10,+1;D7;" 'A
1500 DRAW"BM161,125;BU2U10E2;M+6
,-1;F2D10G2;M-6,+1;H2" 'O
1510 DRAW"BM071,118;U14;M+7,+3;F
2D4G2;M-7,-4;M+5,+4;M+4,+7;" 'R
1520 DRAW"BM178,120;BU12;M+5,+12
;M+3,-10;M+2,+8;M+4,-16;" 'W
1530 RETURN
1540 '*** I LOVE YOU
1550 DRAW"C8;BM098,126;U14F7E6D1
4" 'M
1560 DRAW"BM122,128;BU2U10E2R6F2
D10G2L6H2" 'O
1570 DRAW"BM144,127;U14F6E7D14" '
M
1580 IF AG>29 AND AG<33 THEN AG=
29
1590 RETURN
1600 '*** DAD
1610 DRAW"C6;BM100,126;U14R8F2D1
0G2L8" 'D
1620 DRAW"BM122,127;U10E4R2F4D4L
10R10D6" 'A
1630 DRAW"BM144,126;U14R8F2D10G2
L8" 'D
1640 RETURN
1650 '*** DRAW CANDLES
1660 IF AG=0 THEN1800
1670 IF NA=3THEN C$="C6;U20FR4EH
L4GER2;XC1$;UHHUUEUEFDGGL2D1;
C6;R3FD20GL4H" 'CANDLE
1680 IF NA<>3THEN C$="C7;U20FR4E
HL4GER2;XC1$;UHHUUEUEFDGGL2D1
;C7;R3FD20GLUH"
1690 FOR C=3.3TO9.58STEP6.28/AG
1700 IF JJ=3 AND RND(3)=1THEN177
0
1710 X=INT(COS(C)*60*RA)+128
1720 Y=INT(SIN(C)*25*RA)+75
1730 IF RND(4)=2THEN C1$="C7" EL
SE C1$="C8"
1740 DRAW"BM"+STR$(X)+", "+STR$(Y
)+";"+C$
1750 IF NA=3THEN PAINT(X+3,Y-15)
,6,6:PAINT(X+3,Y-4),6,6
1760 IF NA<>3THEN PAINT(X+5,Y-15
),7,7:PAINT(X+3,Y-4),8,7
1770 NEXT C
1780 JJ=3
1790 RETURN
1800 '*** NUMERALS
1810 AG$(0)="BU2U10E2R6F2D10G2L6
H2"
1820 AG$(1)="R8L4U14G2"
1830 AG$(2)="BU12E2R6F2D4G2L6G2D
4R10"
1840 AG$(3)="BU12E2R6F2D3G2L4R4F
2D3G2L6H2"
1850 AG$(4)="BU14D7R12L4U7D14"
1860 AG$(5)="BM+10,-14;L10D4F2R6
F2D4G2L6H2"
1870 AG$(6)="BM+10,-12;H2L6G2D10
F2R6E2U4H2L6G2"
1880 AG$(7)="BU14R10DL10R10;M-7,
+14
1890 AG$(8)="BU2U3E2R6L6H2U3E2R6
F2D3G2F2D3G2L6H2"
1900 AG$(9)="BU7U5E2R6F2D4G2L6H2
F2R6E2D6G2L6H2"
1910 '*** DRAW AGE
1920 A1=AG:IF AG>9 THEN A1=INT(A
G/10):A2=AG-A1*10
1930 IF AG<10 THEN DRAW"BM"+STR$(
122)+", "+STR$(152)+";"+AG$(A1)
1940 IF AG>9 THEN DRAW"BM"+STR$(
112)+", "+STR$(152)+";"+AG$(A1)
1950 IF AG>9 THEN DRAW"BM"+STR$(
132)+", "+STR$(152)+";"+AG$(A2)
1960 '*** PLAY SONG
1970 PLAY"O2L8DDL4EDGL2F+L8DDL4E
DAL2GL8DDL4O3DO2BGF+EP8O3L8CCL4O
2BGAL2G"
1980 'COLOR7,5:LINE(128,158)-(12
8,170),PSET
1990 FOR JP=6TO8STEP2
2000 IF RND(AG)>2*AG/3 THEN2050
2010 COLOR7,5:LINE(128,158)-(128
,170),PSET
2020 PAINT(40,94),JP,7
2030 COLORJP,5
2040 ON NA GOSUB1460,1550,1610,1
390,1310,600,800,1000,1200
2050 GOSUB1660
2060 NEXT JP
2070 LP=LP+1:IF LP>20THEN CLS:RU
N
2080 IF RND(100)>85THEN1970ELSE1
990

```

# Have You Heard About...

## Video Plus Interfaces

You can enjoy the crisp display of a **composite video monitor** using our Video Plus interface. Each is fully assembled and tested. Installation is quick, easy and requires **no soldering**. Audio output is also provided. Don't settle for less than our Video Plus. All cables are included they have the easiest installation, and a far superior picture than any other!

**Video Plus I** \$24.95  
interfaces the original model of Color Computer to any composite video monitor.

**Video Plus IIC** \$34.95  
interfaces the Color Computer II with either a color or monochrome composite video monitor. Computer must have video chip in socket

**Video Plus III** \$34.95  
interfaces the newest Color Computer II with either a color or monochrome composite video monitor. Specially designed for those computers with video chips soldered rather than socketed.



## and Monitors

**NAP 12" green** \$104.95  
**NAP 12" amber** \$109.95

### Sanyo Color

This monitor has everything! It includes color composite video, monochrome & color RGB, plus audio.

\$249.95 plus \$15 shipping

the new standard in  
communication software!



## Color Connection III

- Up to a 42K buffer
- Upload & download of files bigger than the buffer
- CompuServe's Protocol B!
- XMODEM protocol that downloads & uploads direct to & from disk
- Automatic XON/XOFF protocol that downloads direct to disk
- Reliable support of smartmodem features including auto dial/auto answer for both Hayes compatible and Radio Shack modems
- Selectable printer baud rates. You can print the buffer directly from the program.
- Baud rates to 9600 using the Radio Shack Deluxe RS232 Program Pack
- Single key macros for often-used passwords and IDs
- All control characters supported.

Requires 32K Disk \$49.95

Ask about our other great OS-9 products like the Macro Assembler, Sourcerer disassembler, Random Basic, and many utilities!

Computerware is a federally registered trademark of Computerware

## OS-9 Text Formatter

At last, an easy way to get beautiful documentation with OS-9! You need not buy and learn another editor. This text formatter interfaces with any editor that produces standard ASCII text files including Computerware's Advanced Editor and Radio Shack's TS EDIT. It is also NROFF compatible, i.e. a UNIX-type, text formatter that is very easy to use. You simply imbed any of the dozens of print commands in your text file and let the **Text Formatter** print your beautifully formatted document for you!

Features include centering, page numbering, special margin and spacing, footnotes, page headings, dynamic dates, and the list goes on. The **Text Formatter** makes changing the whole look and format of your document as easy as a few keystrokes!

Requires 64K, OS-9, Disk \$34.95

## CBUG debugger for OS-9

Here are the true debugging tools you need for development under OS-9. **CBUG** is a screen oriented debugger with a built in disassembler, single step capabilities, memory window and access to the OS-9 shell. It even has a built in hexadecimal calculator! There are commands to modify registers, locate any module in physical memory, edit memory, set and kill break points, do selective disassemblies, execute modules by name or position, run shell commands, set offsets, single step from the program counter through the code, view the graphic screen, and the list goes on! If you are doing program development on OS-9 you should not do without **CBUG**. It will save you hours and make your project much more enjoyable!

Requires 64K, OS-9, Disk \$39.95

**Free Catalog!**

- pages of hardware
- over 50 software products
- informative articles & product reviews
- monitors, disk drives, modems, printers, joysticks, & more
- business applications, OS-9 software, personal productivity tools, games, & more

send for our free catalog & get \$3 off with this coupon.

\$3

**\$3 OFF**

any order of \$20 or more from Computerware

expires 9-30-85

\$3

Call or Write to:



**COMPUTERWARE**

(619) 436-3512

Box 668 • Encinitas, CA • 92024

Name \_\_\_\_\_

Address \_\_\_\_\_

City \_\_\_\_\_ State \_\_\_\_\_ Zip \_\_\_\_\_

Yes! Send me your FREE catalog! CoCo

VISA MasterCard

Card # \_\_\_\_\_ Exp \_\_\_\_\_

Signature \_\_\_\_\_

Item	Format	Price

Shipping 6% Calif Sales Tax  
Surface — \$2 minimum COD Add \$5  
2% for orders over \$100 Shipping\*

Air or Canada — \$5 minimum. TOTAL

5% for orders over \$100

Checks are delayed for bank clearance





# A-maze-ing Maneuvering with Jetpack Challenge

By Joey Goodson

**I**n *Jetpack Challenge* you are beamed down from your starship to planet Mazon to practice maneuvering skills with your jetpack. You are beamed down to the maze of your choice on the planet and the task is to get out of the maze as quickly as possible without hitting the sides of the maze.

When you run the program, a menu comes up giving you the choice of four mazes and a choice to change the parameters of the program. The mazes are numbered in order from one to four — from easy to hard — and are named accordingly. For example, in the teleporter maze, you fly to the teleporter at the bottom left of the screen and it teleports you to the top part of the maze.

In choosing to change the parameters, you are able to change the rate of acceleration horizontally and vertically. You are also given the option to make the walls lethal (deadly) to touch or not. The program is self-explanatory and will show how to change the parameters.

To control the man, use the right joystick. Push the button to thrust upward and move the joystick right or left to go in any of those directions. If you center the joystick, there is no acceleration taking place to the left or right; therefore, if you are going in a particular direction, move your joystick in the opposite direction to slow down or to stop.

*Jetpack Challenge* is fun for competing against a friend to see who can get through the mazes the fastest, or just trying to beat your previous time. The program also keeps track of who has the best time on each maze.

(For those having questions about this program, Joey may be reached at 215 Wellington Dr., McDonough, GA 30253.)

---

*(Joey Goodson is working on a degree in computer science at Clayton Junior College in Morrow, Ga. His hobbies are programming the CoCo, lifting weights, fishing, bowling and watching TV.)*

20	.....181	3111	.....154
90	.....220	3216	.....77
1040	.....170	3320	.....101
2165	.....80	10035	.....244
2195	.....63	END	.....80

**The listing: JETPACK**

```

1  '*****
  *
  *      JETPACK CHALLENGE
  *      BY
  *      JOEY GOODSON
  *
  *      *****
5  FORX=1TO4:T(X)=Ø:T$(X)="MR. NO
   BODY":NEXTX:M$(1)="BEGINNER'S MA
   ZE":M$(2)="REGULAR MAZE":M$(3)="
   TELEPORTER MAZE":M$(4)="DEATH MA
   ZE"
7  'T(X) = TIME FOR EACH MAZE***
   T$(X) = PERSON'S NAME      ***

```

```

M$(X) = NAME OF EACH MAZE ***
1Ø DIM RS(1,1), LS(1,1), SB(1,1)
'DIDN'T HAVE TO DIM A LARGE
AMOUNT OF SPACE SO (1,1) WORKS
11 'DEFAULT PARAMETERS*****
12 VX=.2:VY=.3:RG=.1:FF=Ø
15 PMODE4,1:COLOR5,Ø:PCLS:GOSUB1
ØØØ'DRAW SPACEMAN
16 GOSUB21ØØ'CHOOSE MAZE
19 'X,Y = ACTUAL COORDINATES****
   XT,YT = TEMPORARY COOR. ****
   XX,YY = INCR. OR DECR.      ****
   LEFT AND UP DECR.          ****
   XV,YV = ACCELERATION       ****
   SS = TELLS WHICH SPACEMAN**
   PICT. TO USE (Ø-R,1-L) ****
2Ø '***FT = FINISHED MAZE AND
   GETTING MAN TO DISAPPEAR***FM =
   WHETHER MAZE IS LETHAL OR NOT***
   TG=TOGGLE FOR SOUND EFFECTS AT
   MENU
21 SS=Ø:XT=X:YT=Y:XX=Ø:YY=Ø:XV=V
   X:YV=VY:GR=RG:FT=Ø:FM=FF:TT=Ø:TG
   =Ø
37 SCREEN1,1:FORP=1TO46Ø:NEXTP:G
   OSUB3265
38 'MAIN PROGRAM*****
39 TIMER=Ø

```



**KEEP-TRAK "DOUBLE-ENTRY" General Ledger Accounting System Reg. \$60.95 — ONLY \$19.95**

"Double-Entry" General Ledger Accounting System for home or business. 16k 32k 64k User-friendly menu driven Program features: balance sheet, income & expense statement (current & YTD), journal ledger, 899 accounts & 2350 entries on 32k & 64k (710 accounts & entries on 16k) disk only. Version 1.2 with screen protocols. For upgrade return original disk & \$5.00. Rainbow Reviews 1.1 9/84 1.2-4/85

**"OMEGA FILE" Reg. \$60.95 — ONLY \$14.95**

Filing data base. File any information with Omega File. Records can have up to 16 fields with 255 characters per field (4080 characters record). Sort, match & print any field. User friendly menu driven. Manual included (32k/64k disk only). Rainbow Review 3/85

**BOB'S MAGIC GRAPHIC MACHINE**

Turns 2 weeks of graphic programming into 2 hours with "rubber band" type graphics. Generate BASIC code to use in your programs. Easy drawing and manipulation of circles, ellipses, boxes, lines and ARCS. Single joystick operation with on the HELPS at all times. Allows text on the graphics screen and movement of objects on the screen. Can be used as a stand-alone graphics editor. Great for programmers and LOTS OF FUN for the novice. Reg. \$30.95 — ONLY \$14.95 1/2 cassette and \$14.95 for disk. 64k with ECB required. Includes instruction manual. GRAPHICS EDITOR

**AMT - Amortization Schedule (Rainbow Review 10/84) \$14.95**

PERSONAL INFORMATION FILE—\$14.95 disk HOME INVENTORY—\$14.95 disk  
CASH-IN (billing)—\$14.95 disk MEMO WRITER—\$14.95 disk  
GRADE EASY (teacher data base)—\$14.95 32/64k disk

64 K UPGRADE	\$35.00	CARRYING CASES: COCO 1,11835.00
8808 PROCESSOR	\$25.00	VOLKS MODEM
FLIP & FILE 50	\$12.95	RITEMAN PLUS PRINTERS
FUJIF-MAXELL 55DD	\$17.95	GENERIC DISKS 55DD

**COMPARE FEATURES AND PRICE, then buy "THE OTHER GUY'S Software!"**

(add \$2.50 for postage and handling) \*Please specify if J&M controller  
Send check, money order or C.O.D. U.S. funds to:  
THE OTHER GUY'S SOFTWARE • 875 S. Main • Logan, UT 84321  
PHONE (801) 753-7620 or WRITE for a FREE CATALOG

**96K EXPANDERS**  
Permanent Software in a ROM that allows full use of both 32K memory banks in 64K or larger computers. 96KX-M module \$59.95 Cartridge. \$49.95

**VIDEO REVERSERS**  
Provide (1) Reversed, (2) Reversed all Capitals, & (3) Normal Display \$24.95 (See December 1984 Rainbow Review)

**128K MEMORIES**  
Solderless modular design upgrades all 64K Color Computers to 128K. \$129 We also have 64K upgrades for D,E & 285

**PROGRAM SAVER**  
Uninterrupted Power Source (UPS) provides 5 volts to RAMS saving your programs when power fails. Mounts under keyboard. \$59.95

**DYNAMIC COLOR NEWS**  
Educational material on Color Computers. Recent editorials on writing programs especially for 64K and larger memories. Monthly Newsletter. \$15/yr, Sample \$1.

**SOFTWARE**  
DISASM - Decimal 6809 Assembler. \$19.95  
MPM - Stack up to 5 programs. \$14.95 (See April 1985 Rainbow MPM review)  
DYTERM - Terminal Program. \$14.95  
Checks, Visa & MC Cards. Add \$2 ship.  
Free Catalog. 24 Hour phone.

**DYNAMIC ELECTRONICS**  
BOX 896 (205) 773-2758  
HARTSELLE, AL 35640

```

40 IFJOYSTK(0)>49THENXX=XX+XV:SS
=0
50 IFJOYSTK(0)<14THENXX=XX-XV:SS
=1
60 IFPEEK(65280)=126ORPEEK(65280)
)=254THENYY=YY+(GR-YV) ELSEYY=YY
+GR
70 X=X+XX:Y=Y+YY
75 IFY<0THENTT=TT+TIMER:GOTO100
76 IFX<9ANDMA=3THENGOSUB3250
80 PUT (XT,YT)-(XT+8,YT+12),SB,P
SET
81 IFPPOINT(X,Y)=5ORPPOINT(X+8,Y
+12)=5ORPPOINT(X+8,Y)=5ORPPOINT(
X,Y+12)=5THEN100000
85 IFSS=0THENPUT(X,Y)-(X+8,Y+12)
,RS,PSETELSEPUT(X,Y)-(X+8,Y+12),
LS,PSET
90 XT=X:YT=Y:GOTO40
91 'END MAIN PROGRAM*****
100 'FINISHED MAZE*****
105 PUT(XT,YT)-(XT+8,YT+12),SB,P
SET:X=XT:Y=0
106 IFSS=0THENPUT(X,Y)-(X+8,Y+12)
,RS,PSETELSEPUT(X,Y)-(X+8,Y+12)
,LS,PSET
110 FT=1:FORP=1TO150:NEXTP:GOSUB
3255:FORP=1TO460:NEXTP:GOTO100

```

```

1000 'DRAWING SPACE MAN *****
RS = RIGHT SPACEMAN PICT.*
LS = LEFT SPACEMAN PICT.*
SB = ERASE SPACEMAN PICT.*
*****
1010 LINE(124,84)-(126,90),PSET,
BF:LINE(127,85)-(130,94),PSET,BF
:LINE(127,82)-(127,84),PSET:LINE
(128,82)-(131,85),PSET,B:LINE(13
1,88)-(132,88),PSET:PSET(132,87)
:LINE(131,94)-(132,94),PSET:PSET
(131,86)
1030 LINE(118,84)-(120,90),PSET,
BF:LINE(114,85)-(117,94),PSET,BF
:LINE(117,82)-(117,84),PSET:LINE
(113,82)-(116,85),PSET,B:LINE(11
2,88)-(113,88),PSET:PSET(112,87)
:LINE(112,94)-(113,94),PSET:PSET
(113,86)
1040 GET(124,82)-(132,94),RS,G
1045 GET(112,82)-(120,94),LS,G
1050 GET(124,102)-(132,114),SB,G
1060 PCLS:RETURN
2100 CLS:PRINT@7,"JETPACK CHALLE
NGE":PRINT:FORX=1TO4:PRINT"<"X;
">"M$(X):NEXTX:PRINT"< 5 > CHA
NGE PARAMETERS"
2104 IFTG=1THENTG=0:GOTO2110

```

## SELECTED SOFTWARE

### SALE! 20% OFF OUR 64K UPGRADE KIT

COMPLETE SOLDERLESS KITS  
WITH EASY-TO-FOLLOW  
INSTRUCTIONS

4K-16K FOR ALL BOARDS **\$19.95**  
 4K-32K FOR ALL BOARDS **\$54.95**  
 16K-32K FOR ALL BOARDS **\$39.95**  
 64K FOR E. F. OR COCO 2\* **\$47.95**  
 \*NEW COCO 2 MODEL 26-3134/36  
 REQUIRES ONE SOLDER JOINT  
 PLEASE SPECIFY BOARD  
 REVISION OR MODEL NO.

NOTE: All ICs used in our kits are first  
quality 200NS Prime Chips and carry one  
full year warranty.

### MONITORS

Zenith ZVM - 123 Green **\$119.95**  
 Zenith ZVM - 122 Amber **\$129.95**  
 Zenith ZVM - 131 Color **\$345.95**

20% off any VIDEO PLUS with  
monitor purchased

### MONITOR INTERFACE

VIDEO PLUS Color or  
monochrome for COCO 1 **\$24.95**  
 VIDEO PLUS II C Color or  
monochrome for COCO 2 **\$34.95**  
 VIDEO PLUS II U Color or  
monochrome for COCO 2  
model 26-3134/newer **\$34.95**

### COCO MAX®

COMPLETE SYSTEM WITH  
SOFTWARE ON TAPE OR DISK  
REQUIRES 64K

**\$69.95**

Y branching cable for disk systems

**\$27.95**

BUY BOTH & SAVE 10%

### DS-69 DIGISECTOR™

THIS FINE DEVICE MAY ALSO BE  
LINKED TO COCO MAX FOR  
MAGIC RESULTS. COMES WITH  
C-SEE SOFTWARE ON TAPE OR  
DISK. REQUIRES 64K.

**\$149.95**

### PRINTER SPECIAL

50-10 **\$259.95**

MODEL 101 INTERFACE  
(METRIC INDUSTRIES) **\$54.95**

PACKAGE PRICE **\$299.95**

CASH PRICE **\$289.95**

(Certified check, money order or C.O.D.)

### THE HJL-57 KEYBOARD

WITH FREE SOFTWARE  
FOR FOUR FUNCTION KEYS.

REG. **\$79.95** SALE **\$74.95**

\*Please specify model  
(original, F version or COCO 2)

OPTIONAL CABLE  
FOR P51 MUSTANG **\$9.95**

ROMPAK SPECIAL  
8-BALL **\$17.95**

### 20% OFF ANY SOFTWARE ORDER

	tape	disk
DYNACALC(64K)	—	99.95
PRO-COLOR-FILE 2.0	—	59.95
MASTER DESIGN	—	29.95
TELEWRITER-64	49.95	59.95
SUPER SCREEN	44.95	47.95
COLORCOM/E	—	49.95
(Rompak or Disk)		
THE PEEPER	24.95	26.95
(with source)		

### 32K GAMES

P51 MUSTANG	29.95	34.95
SAILOR MAN (64K)	29.95	34.95
WORLDS OF FLIGHT	29.95	32.95
DRACONIAN	27.95	30.95
SR-71 (ext.)	28.95	31.95
BUZZARD BAIT	27.95	30.95
GALAGON	24.95	27.95
INTRA GRAND PRIX	34.95	34.95
CANDY COMPANY	34.95	34.95
SEA DRAGON	34.95	—

### BOOKS

COLOR BASIC  
UNRAVELLED **\$19.95**  
 EXTENDED BASIC  
UNRAVELLED **\$19.95**  
 DISK BASIC  
UNRAVELLED **\$19.95**  
 ALL 3 BOOKS **ONLY \$49.95**

WE PAY SHIPPING in the United  
States, Canada & Mexico. Overseas  
please add 10% (MN Residents add  
6% sales tax). We accept VISA,  
Mastercard, check or money order.  
U.S. funds only for foreign orders.  
C.O.D. please add \$2.00.

### SELECTED SOFTWARE

P.O. Box 32228, Fridley, MN 55432  
 24 Hour Order Line 612 757 2439  
 Information 11 a.m. - 2 p.m. C.S.T.  
 612 757 1020

```

2105 J=RND(5):J$="O"+STR$(J):PLA
Y"T255V1"+J$
2106 FORJ=1TO15:PLAY"V+ABGABG":N
EXTJ
2107 FORJ=1TO15:PLAY"V-ABCDEFGAB
CDEFG":NEXTJ
2110 PRINT:INPUT"WHICH MAZE (1-4
) OR (5)";MA:MA=INT(MA):IFMA>0AN
DMA<6THEN2115ELSE2100
2115 PRINT:PRINT"WAIT A MINUTE P
LEASE - BEAMING DOWN TO
MAZE."
2120 ON MA GOSUB 3000,3100,3200,
3300,2150
2130 GOTO19
2150 'CHANGE PARAMETERS*****
2155 TG=1:CLS:PRINT@7,"CHANGE PA
RAMETERS"
2160 PRINT:PRINT"PARAMETERS ARE
SET AS FOLLOWING ON STARTUP OF T
HE PROGRAM*****":PRINT"HORIZONT
AL THRUSTS = ";VX:PRINT"UPWARD T
HRUST = ";VY:PRINT"GRAVITY = ";R
G
2165 PRINT"FOR EASIER CONTROL TR
Y*****":PRINT"HORIZONTAL THR
USTS = .1":PRINT"UPWARD THRUST =
.2":PRINT"GRAVITY = .1"
2170 PRINT@365,"CHANGE"
2175 INPUT"HORIZONTAL THRUSTS TO
- ";VX:INPUT"UPWARD THRUST TO -
";VY:INPUT"GRAVITY TO - ";RG
2180 CLS:PRINT@7,"CHANGE PARAMET
ERS"
2185 PRINT:PRINT"NOW, WOULD YOU
LIKE THE WALLS OFTHE MAZE TO BE
LETHAL OR NOT. IF LETHAL - YOU
DIE WHEN YOU TOUCH A WALL, I
F NON-LETHAL - YOU GET RESET B
ACK TO YOUR PREVIOUS POSITI
ON BEFORE YOU TOUCHED THE WAL
L AND HAVE 5"
2186 PRINT"SECONDS ADDED TO YOUR
TIME."

```

```

2187 PRINT"UPON STARTUP OF THE P
ROGRAM, THE WALLS ARE SET TO
-";FF:PRINT"(0=LETHAL, 1=NON-LET
HAL)"
2190 PRINT:INPUT"WOULD YOU LIKE
THE WALLS LETHAL OR NOT (0=YES,
1=NO)";FF:IFFF<>0ANDFF<>1THEN218
0
2195 CLS:PRINT@7,"PARAMETERS CHA
NGED":PRINT"PARAMETERS ARE NOW C
HANGED TO**":PRINT"HORIZONTAL TH
RUSTS = ";VX:PRINT"UPWARD THRUST
= ";VY:PRINT"GRAVITY = ";RG:PRI
NT"WALLS = ";FF
2200 PRINT"TO MAKE YOUR CANGES P
ERMANENT, CHANGE VARIABLES IN <
LINE 12> TO YOUR CHOICE THEN S
AVE THE PROGRAM AGAIN. THE VA
RIABLES = VX = HORIZONTAL THRUS
TS":PRINT"VY = UPWARD THRUST":PR
INT"RG = GRAVITY":PRINT"FF = WAL
LS (LETHAL OR NOT)"
2205 PRINT"PRESS <@> TO GO TO MA
IN MENU"
2210 IFINKEY$="@ THEN2100ELSE221
0
3000 'BEGINNER'S MAZE*****
3010 DRAW"BM255,8;L4D167L87U108L
85D13R68D107L143U47R104U13L68U10
7R163D108R9U117L12U4L20U3L25U4"
3020 POKE178,2:PAINT(0,0),,5
3030 X=28:Y=157
3040 RETURN
3100 'REGULAR MAZE*****
3110 DRAW"BM160,0;D12R8U8R36D8R3
9D64L100U5L28U11L12U12L8D63L32U1
6L24U67L11D84R28D51R32U16R48U31R
68D47R23U55L96D7L27U39R27D7R120D
104L75U47L12D31L52D16L80U51L28U1
32R59D67"
3111 DRAW"R8U48R53D12R12D12R28D4
R55U15L15D7L36U7L25U4L3U5L4U15L8
U2L9U2L7U3L12U1L8U1L4U2L4U1"
3120 POKE178,2:PAINT(0,0),,5

```

## UPGRADE YOUR COCO TO THE POWER OF THE MC68000 FAMILY MICROPROCESSOR WITH THE **SUPERCOMP8000** BOARD FROM **CIR-PAK LTD**

### FEATURES:

8/16/32 BIT INTERNAL PROCESSING  
 4K EPROM MONITOR  
 64/256K DYNAMIC RAM  
 CENTRONIC PARALLEL PRINTER PORT  
 1 8-BIT I/O SPARE PORT  
 DMA OPERATION WITH COCO BUS  
 COPROCESSING MODE  
 MC68008 ONLY MODE  
 RS232 PORT (VERSION 2 ONLY)  
 EXPANDABLE TO 512K (VERSION 2 ONLY)  
 SOLD AND SUPPORTED IN CANADA BY CIR-PAK LIMITED P.O. BOX 410, VARENNES P.QUE. CANADA (DEALERS REQUIRED)

SIMPLY PLUG THE SC68008 BOARD INTO THE EXPANSION PORT OF YOUR COCO AND PLUG THE DISK CONTROLLER INTO THE SC68008 BOARD. NO MODIFICATION TO YOUR SYSTEM IS REQUIRED.

PRESENTED AT THE IRVINE RAINBOWfest BY RGS MICRO (No longer in business). THE SC68008 IS NOW AVAILABLE AND IS SOLD AND SUPPORTED IN THE U.S. BY:

- BARE PCB WITH EPROM MONITOR & MANUAL, \$99
- ASSEMBLED & TESTED WITH 64K DRAM, \$319
- ASSEMBLED & TESTED WITH 256K DRAM, \$389
- INFORMATION PACKAGE FOR EVALUATION, \$2.00

### TO ORDER:

- SEND CERTIFIED CHECK OR MONEY ORDER
- ADD \$4.00 FOR SHIPPING & HANDLING
- FOR PERSONAL CHECKS ADD 3 WKB DELIVERY
- ADD \$5.00 FOR C.O.D. SALES
- PRICES ARE IN U.S. FUNDS



ORBIT ELECTRONICS  
 P.O. BOX 613  
 DERBY LINE, VT 05830  
 TEL: (819) 876-2926

From Computer Plus to YOU...

**PLUS** after **PLUS** after **PLUS**

**A SPECTACULAR  
OFFER!**



**A  
VERY  
AFFORDABLE  
DAISY WHEEL PRINTER**

**SMITH-CORONA L-1000**

**ONLY**

**\$259.00**

The Smith-Corona L-1000 text printer delivers fully formed executive quality daisy wheel print at a speed of 12 characters per second. It features bi-directional printing, triple pitch — 10, 12, 15 cpi, logic seeking, underlining, 570 character buffer, and has both a serial and parallel interface for easy connection to any computer. It takes single sheets of paper up to 13 inches wide, and an optional continuous forms feed can be added at any time.

The Smith-Corona L-1000 is a simple, low cost and reliable text printer backed by the quality workmanship of Smith-Corona. The L-1000 is compatible with most word processors, and even if you own a dot matrix printer this is a great opportunity to obtain professional looking results at an affordable price.

Take advantage of this one time offer from Computer Plus while supplies last.

**CALL TOLL FREE  
1-800-343-8124**

- **LOWEST POSSIBLE PRICES**
- **BEST POSSIBLE WARRANTY**
- **KNOWLEDGEABLE SALES STAFF**
- **TIMELY DELIVERY**
- **SHOPPING CONVENIENCE**



**computer  
plus**

P.O. Box 1094  
480 King Street  
Littleton, MA 01460

**SINCE 1973**

IN MASSACHUSETTS CALL (617) 486-3193.

```

3130 X=116:Y=88
3140 RETURN
3200 'TELEPORTER MAZE*****
3210 DRAW"BM35,51;L19U47R19D24R1
9"
3211 LINE(55,28)-(167,92),PSET:L
INE(35,51)-(147,115),PSET
3212 DRAW"BM167,92;R44D27R32D64L
95U23L17D27L64U24":DRAW"BM147,11
5;R44D27R32D17L55U23L81":DRAW"BM
95,152;R8D12L8U12"
3213 LINE(19,139)-(67,163),PSET:
LINE(39,116)-(87,136),PSET
3214 DRAW"BM19,139;D8L15U39R15D8
R20":DRAW"BM167,47;D8L15U39R15D8
R20"
3215 LINE(187,24)-(219,36),PSET:
LINE(167,47)-(199,63),PSET
3216 DRAW"BM219,36;R12U24L15U4L2
0U4L12U4":DRAW"BM199,63;R52U55R4
"
3220 POKE178,2:PAINT(0,0),,5:PAI
NT(100,156),,5
3230 X=22:Y=12
3240 RETURN
3250 'TELEPORTING*****
3252 XX=0:YY=0:PUT(XT,YT)-(XT+8,
YT+12),SB,PSET
3254 PUT(X,Y)-(X+8,Y+12),LS,PSET
3255 'DISAPPEARING*****
3256 FORP=12TO1STEP-1
3258 PUT(X,Y)-(X+8,Y+12),SB,PSET
:IFSS=0THENPUT(X,Y)-(X+8,Y+P),RS
,PSETELSEPUT(X,Y)-(X+8,Y+P),LS,P
SET
3259 PLAY"T25504V"+STR$(P*2)+"AB
CG"
3260 NEXTP
3262 PUT(X,Y)-(X+8,Y+12),SB,PSET
3263 IFFT=1THENRETURN
3264 FORPP=1TO150:NEXTPP:X=158:Y
=29:XT=X:YT=Y'FOR TELEPORTING
MAZE
3265 'APPEARING*****
3266 FORP=1TO12
3268 PUT(X,Y)-(X+8,Y+P),RS,PSET
3269 PLAY"T25504V"+STR$(P*2)+"AB
CG"
3270 NEXTP
3272 SS=0
3275 RETURN
3300 'DEATH MAZE*****
3310 DRAW"BM255,13;L4D35L23D12R2
3D127L52U56L36U36L8D41R24D31R12D
20L119U68L38U56R23U27L12D20L19D6
8R39D63L59U35R31D15R8U23L39U120R
12D12R12U28R51D48R21D24L5D59R32D
28R36U11L27U32L18U13L12U52R8U31R
77D20L12D63R40D48R8U55L43U44R27U

```

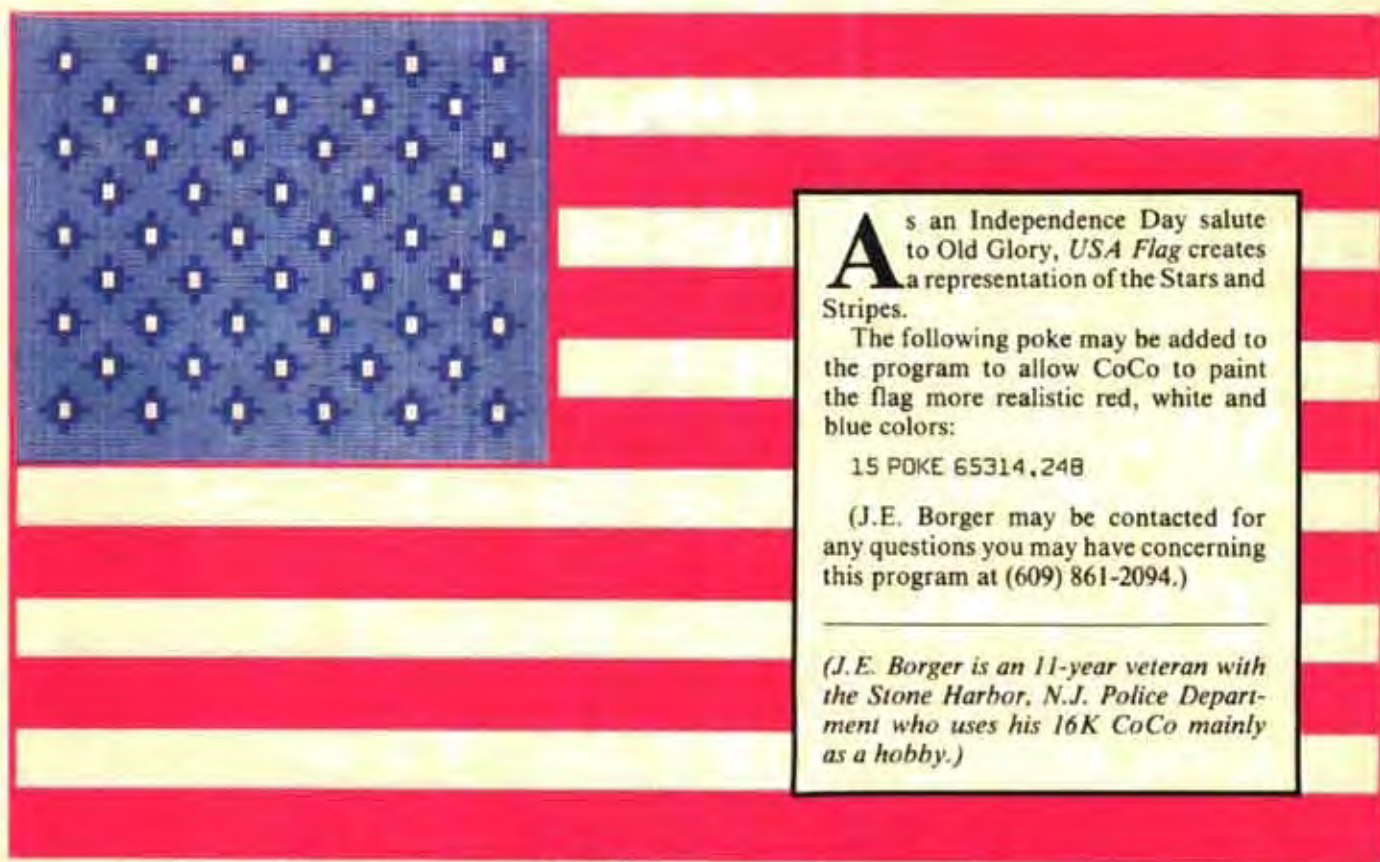
```

33"
3320 DRAW"R21U14L73U2L7U3L5U2L3U
2L3U2L5U2"
3330 DRAW"BM70,99;R10U14L10D14;B
M134,95;R8U19R21U28L21D19L8D27"
3340 POKE178,2:PAINT(1,1),,5:PAI
NT(71,98),,5:PAINT(152,60),,5
3350 X=14:Y=160'START COOR.S
3360 RETURN
10000 'KILLED
10010 IFFM=1THENX=XT:Y=YT:XX=0:Y
Y=0:TT=TT+300:PLAY"T25503V15AAAA
AAAAA":GOTO85
10015 IFSS=0THENPUT(X,Y)-(X+8,Y+
12),RS,PSETELSEPUT(X,Y)-(X+8,Y+1
2),LS,PSET
10020 PLAY"T25501V30":FORP=1TO30
:PLAY"V-AAA":NEXTP
10025 FT=1:FORP=1TO150:NEXTP:GOS
UB3255
10030 CLS:PRINT"SORRY, YOU DIDN'
T MAKE IT THROUGH THE ";M$(
(MA);".":PRINT"YOUR FUNERAL WILL
BE HELD TOMORROW. I HOPE
YOU CAN MAKE IT."
10035 FORP=1TO460*8:NEXTP:GOTO10
140
10100 CLS:PRINT"CONGRADULATIONS!
YOU MADE IT OUTOF THE ";M$(MA);
"!
10110 PRINT"IT TOOK YOU "INT(TT/
3600)"MIN"INT(TT/60)-INT(TT/3600
)*60"SEC"
10130 IFT(MA)=0ORTT<T(MA) THEN(T
(MA)=TT:GOTO10134ELSEFORPP=1TO460
*5:NEXTPP:GOTO10140
10134 PLAY"T255V1"
10135 FORP=1TO15:PLAY"V"+STR$(P*
2)+"O2CDEFGABO3CDEFGABO4DEFGABO5
CDEFGAB":NEXTP
10137 INPUT"YOU COMPLETED THE MA
ZE IN THE LEAST TIME. WHAT IS
YOUR NAME CHAMPION";T$(MA)
10140 CLS:PRINT@7,"JETPACK CHAMP
IONS":PRINT
10160 FORP=1TO4
10170 PRINTM$(P);" -"
10180 PRINTT$(P),INT(T(P)/3600);
"MIN";INT(T(P)/60)-INT(T(P)/3600
)*60"SEC"
10190 IFP=4THEN10200ELSEPRINT
10200 NEXTP
10205 PLAY"T25501V30":FORP=1TO30
:PLAY"V-CDEFGAB":NEXTP
10210 PRINT:PRINT"PRESS <@> TO P
LAY AGAIN."
10220 IFINKEY$="@"THENCOLOR5,0:P
CLS:GOTO16ELSE10220

```

# CoCo Unfurls Old Glory

By J.E. Borger III



**A**s an Independence Day salute to Old Glory, *USA Flag* creates a representation of the Stars and Stripes.

The following poke may be added to the program to allow CoCo to paint the flag more realistic red, white and blue colors:

15 POKE 65314,248

(J.E. Borger may be contacted for any questions you may have concerning this program at (609) 861-2094.)

*(J.E. Borger is an 11-year veteran with the Stone Harbor, N.J. Police Department who uses his 16K CoCo mainly as a hobby.)*

**U S A**

Sample Printout

The logo for RAINBOWfest features the word "RAINBOW" in large, white, block letters with a black outline, arched over a colorful rainbow graphic. The word "fest" is written in a smaller, colorful, cursive font to the right. A red line extends from the end of the rainbow graphic, curving upwards and to the right.

**RAINBOW**

**fest** <sup>SM</sup>

*Oct. 11-13*

*Princeton*

*The location and dates of our next RAINBOWfest have been changed so you'll want to update your calendar. Instead of New Brunswick, we'll be returning to Princeton, N.J., Oct. 11-13, for our fall show. It's going to be the best RAINBOWfest ever, and we hope you will join us.*

---

**W**here but at **RAINBOWfest** could you meet so many CoCo enthusiasts, see so many new products, and attend seminars that are of immediate assistance? It's the next best thing to receiving the latest issue of **THE RAINBOW** in your mailbox.

Many of the people who write for **THE RAINBOW** — and those who are written about — will be there to meet you and answer your questions, technical and otherwise. **RAINBOWfest** is CoCo's very own show, and it's a people-to-people event as well as a valuable learning experience.

To make it easier for you to attend, we schedule **RAINBOWfest** in three parts of

the country. If you missed the fun in Irvine, Calif., and Chicago, why don't you make plans now to be with us in Princeton? Each show is unique, offering fun, new acquaintances, and great sharing experiences. For members of the family who don't share your affinity for CoCo, you'll be comfortable knowing that each **RAINBOWfest** is located in an area that will provide fun and enjoyment for all.

The Hyatt Regency offers special rates (\$65, single or double room) for **RAINBOWfest**. The show opens Friday evening with a 7 p.m. to 10 p.m. session. It's a daytime-only show Saturday — the CoCo Community Breakfast is at 8 a.m., then the exhibit hall opens promptly at 10 a.m. and

---



runs continuously until 6 p.m. There will be no exhibition hours or seminars Saturday evening. On Sunday, the exhibit hall opens at 11 a.m. and closes at 4 p.m.

A well-known speaker will again keynote the highly popular CoCo Community Breakfast. You can divide your time between viewing exhibits and attending a number of seminar sessions on all aspects of CoCo — from improving your BASIC skills to working with the OS-9 system.

But most of all, there will be exhibitors. Lots of them. All ready to demonstrate

products of every kind. It's a time for unveiling brand new products. Many have special buys for **RAINBOWfest**. If you've been eyeing something in THE RAINBOW, you can try it out and take it home that very day.

Tickets may be obtained directly from THE RAINBOW. We'll also send you a special reservation form so you can get your special room rate.

Come to **RAINBOWfest**. Let's all celebrate the CoCo Community!

**RAINBOWfest** — Princeton, N.J.

**Dates:** October 11-13, 1985

**Hotel:** Hyatt Regency, Princeton

**Rooms:** \$65 per night, single or double

**Advance Ticket Deadline:** October 4, 1985

**Show Schedule:**

**Friday evening** — Exhibit hall open from 7 p.m. to 10 p.m.

**Saturday** — CoCo Community Breakfast at 8 a.m.  
Exhibit Hall opens at 10 a.m. and closes at 6 p.m.

**Sunday** — Exhibit Hall open from 11 a.m. to 4 p.m.

**FREE Rainbow poster**  
for first 500 ticket orders received.

**FREE T-Shirt to first five ticket**  
orders received from each state.

Make checks payable to:  
**THE RAINBOW**

**MAIL TO:**

RAINBOWfest  
P.O. BOX 385  
Prospect, KY 40059  
(502) 228-4492

YES, I'm coming to **RAINBOWfest Princeton!** I want to save by buying tickets now at the special advance sale price. Tickets will also be available at the door at a slightly higher price. Breakfast tickets do require advance reservations.

Please send me:

_____ Three day tickets at \$9 each	total _____
_____ One day tickets at \$7 each	total _____
_____ Circle one: Friday / Saturday / Sunday	
_____ Saturday breakfast tickets at \$12 each	total _____
_____ Handling Charge \$1	_____ 1.00

TOTAL ENCLOSED (U.S. FUNDS ONLY, PLEASE) \$ \_\_\_\_\_

Also send me a hotel reservation card.

NAME (please print) \_\_\_\_\_

STREET & NUMBER \_\_\_\_\_

CITY & STATE \_\_\_\_\_

TELEPHONE \_\_\_\_\_ ZIP CODE \_\_\_\_\_

COMPANY \_\_\_\_\_

Orders received less than two weeks prior to show opening will be held for you at the door.

VISA, MasterCard, American Express accepted.

My Account # \_\_\_\_\_ Ex. Date: \_\_\_\_\_

Signature \_\_\_\_\_

240	.....	74
550	.....	201
850	.....	109
1150	.....	61
END	.....	113

The listing: USA FLAG

```

1 'FLAG/USA
2 'J.E. BORGER
3 'BOX 52
4 'S. DENNIS, N.J.
5 'Ø8245
1Ø PMODE 3:PCLS:SCREEN 1,Ø
2Ø FOR X=1 TO 255
3Ø Y=1
4Ø PSET (X,Y)
5Ø NEXT X
6Ø FOR Y=1 TO 156
7Ø X=255
8Ø PSET (X,Y)
9Ø X=1
1ØØ NEXT Y
11Ø FOR X=255 TO 1STEP-1
12Ø Y=156
13Ø PSET (X,Y)
14Ø NEXT X
15Ø FOR Y=156TO 1STEP-1
16Ø X=1
17Ø PSET (X,Y)
18Ø NEXT Y

```

```

19Ø FOR X=1 TO 1ØØ
2ØØ Y=84
21Ø PSET (X,Y)
22Ø NEXT X
23Ø FOR Y=84TO 1 STEP -1
24Ø X=1ØØ
25Ø PSET (X,Y)
26Ø NEXT Y
27Ø CIRCLE (1Ø,1Ø),5
28Ø CIRCLE (26,1Ø),5
29Ø CIRCLE (42,1Ø),5
3ØØ CIRCLE (58,1Ø),5
31Ø CIRCLE (74,1Ø),5
32Ø CIRCLE(9Ø,1Ø),5
33Ø CIRCLE (18,18),5
34Ø CIRCLE (34,18),5
35Ø CIRCLE (5Ø,18),5
36Ø CIRCLE(66,18),5
37Ø CIRCLE(82,18),5
38Ø CIRCLE(1Ø,26),5
39Ø CIRCLE(26,26),5
4ØØ CIRCLE(42,26),5
41Ø CIRCLE(58,26),5
42Ø CIRCLE(74,26),5
43Ø CIRCLE(9Ø,26),5
44Ø CIRCLE(18,34),5
45Ø CIRCLE(34,34),5
46Ø CIRCLE(5Ø,34),5

```

# ONE MEGABYTE EXPANSION \$999



## COLORBURST features:

- Six software selectable expansion ports.
- Disk controller cartridge connector in back.
- Parallel interface for printer.
- 2K pages mapped anywhere.
- Programmable write-protection by page.
- Programmable timer for:
  - 1) Single stepping through ROM routines.
  - 2) Improved CoCo serial port performance.
- Memory mapping makes Disk Spooling, RAM Disk, and Disk Cache transparent to user programs.
- Can access memory from different cartridges simultaneously at different addresses.
- Plugs directly into CoCo cartridge port.
- OS/9 and RS DOS compatible.
- One year warranty.

OS/9 is a trademark of Microware. RS DOS is a trademark of Tandy Corp.

COLORBURST One Meg ..... \$999.    COLORBURST 128K ..... \$599.  
 COLORBURST 512K ..... \$799.    COLORBURST 64K ..... \$570.  
 COLORBURST 256K ..... \$640.

Please add \$14.00 for shipping. Shipping outside U.S. and Canada add \$30.00. All prices in U.S. dollars. Wisconsin residents add 5% tax. Dealer inquiries invited. Clubs call for quantity prices. Personal checks and COD's accepted.

## COLORBURST

MAXSYS Electronics & Software Co. • P.O. Box 25336 • Milwaukee, WI 53225 • (414) 281-2671

```

470 CIRCLE(66,34),5
480 CIRCLE(82,34),5
490 CIRCLE(10,42),5
500 CIRCLE(26,42),5
510 CIRCLE(42,42),5
520 CIRCLE(58,42),5
530 CIRCLE(74,42),5
540 CIRCLE(90,42),5
550 CIRCLE(18,50),5
560 CIRCLE(34,50),5
570 CIRCLE(50,50),5
580 CIRCLE(66,50),5
590 CIRCLE(82,50),5
600 CIRCLE(10,58),5
610 CIRCLE(26,58),5
620 CIRCLE(42,58),5
630 CIRCLE(58,58),5
640 CIRCLE(74,58),5
650 CIRCLE(90,58),5
660 CIRCLE(18,66),5
670 CIRCLE(34,66),5
680 CIRCLE(50,66),5
690 CIRCLE(66,66),5
700 CIRCLE(82,66),5
710 CIRCLE(10,74),5
720 CIRCLE(26,74),5
730 CIRCLE(42,74),5
740 CIRCLE(58,74),5
750 CIRCLE(74,74),5
760 CIRCLE(90,74),5
770 FOR X=100 TO 255
780 Y=12
790 PSET(X,Y)
800 NEXT X
810 FOR X=100 TO 255
820 Y=24
830 PSET(X,Y)
840 NEXT X
850 FOR X=100 TO 255
860 Y=36
870 PSET(X,Y)
880 NEXT X
890 FOR X=100 TO 255
900 Y=48
910 PSET(X,Y)
920 NEXT X
930 FOR X=100 TO 255
940 Y=60
950 PSET(X,Y)
960 NEXT X
970 FOR X=100 TO 255
980 Y=72
990 PSET(X,Y)
1000 NEXT X
1010 FOR X=100 TO 255
1020 Y=84
1030 PSET(X,Y)
1040 NEXT X
1050 FOR X=1 TO 255

```

```

1060 Y=96
1070 PSET(X,Y)
1080 NEXT X
1090 FOR X=1 TO 255
1100 Y=108
1110 PSET(X,Y)
1120 NEXT X
1130 FOR X=1 TO 255
1140 Y=120
1150 PSET(X,Y)
1160 NEXT X
1170 FOR X=1 TO 255
1180 Y=132
1190 PSET(X,Y)
1200 NEXT X
1210 FOR X=1 TO 255
1220 Y=144
1230 PSET(X,Y)
1240 NEXT X
1250 FOR X=1 TO 255
1260 Y=156
1270 PSET(X,Y)
1280 NEXT X
1290 PAINT(5,5),3,4
1300 PAINT(250,5),4,4
1310 PAINT(250,18),2,4
1320 PAINT(250,32),4,4
1330 PAINT(250,42),2,4
1340 PAINT(250,54),4,4
1350 PAINT(250,66),2,4
1360 PAINT(250,78),4,4
1370 PAINT(250,90),2,4
1380 PAINT(250,102),4,4
1390 PAINT(250,114),2,4
1400 PAINT(250,126),4,4
1410 PAINT(250,138),2,4
1420 PAINT(250,150),4,4
1430 DRAW"BM 50,160D30R30U30L10D
20L10U20L10
1440 DRAW "BM 100,160R30D5L15D5R
15D20L30U5R15U5L15U20
1450 DRAW"BM 150,160R30D30L10U08
L10D08L10U30"
1460 DRAW"BM160,170R10D08L10U08"
1470 PAINT(52,162),4,4
1480 PAINT(102,162),2,4
1490 PAINT(152,162),3,4
1500 GOTO 1500

```

See You At  
**RAINBOWfest Princeton**  
 October 11-13



# All Choked Up

By Ed Ellers  
Rainbow Technical Writer

• I am having trouble with my Radio Shack Speech/Sound Pak or with my program. The program opens a text data file and "speaks" each line in the file. The problem is that after it speaks for a while (several lines or so) the Speech/Sound Pak stops speaking, but my program keeps running. When it quits I have to break the program; the Pak won't talk again until I reset the system and re-run the program. The program works great on short files, but on the long ones it always quits at the same place. It causes no error messages and does not stop the program. Is there something wrong with my program, or my Speech/Sound Pak?

Harris Bockhoven  
Fort Dodge, IA

I ran across the same problem with the Speech/Sound Pak when I tried it out. What's happening is that the cartridge can take only so much data at a time; when the computer feeds in more before the cartridge has handled what it has, it "chokes." The solution is to put a delay loop in your programs that pauses for a few seconds after each chunk of text. The delay time and the amount of text will have to be determined by trial and error. This won't really slow down the program, because the Speech/Sound Pak (like anything — or anybody) takes time to pronounce the words.

## RAM Resistance

• I upgraded my 'E' board CoCo to 64K by making the wiring changes as published

(Ed Ellers, a RAINBOW and PCM staff member, is a self-confessed electronics fanatic whose other interests include science fiction.)

in THE RAINBOW and other CoCo magazines. The only thing that I was unable to do was solder together the two pins next to C44, as there is already a resistor there. I have Telewriter-64, and cannot get it to work in its 64K mode. Radio Shack's Diagnostics pack indicates that the machine works properly with 32K (whether the jumper is set to HI or LO). The machine has worked flawlessly both before adding the upgrade and as a 32K machine.

Michael D. Spring  
Armada, MI

Since the machine works fine using both banks, your 64K RAM chips should be good. If that resistor you mentioned is soldered across the two pins, just solder across the pins anyway. You might also recheck your wiring on and to the bent-up pins of U11 and U29; this logic lets you switch between 32K and 64K modes. I don't think that the Diagnostics cartridge tests the 64K mode, as it was introduced before Radio Shack started supporting the 64K mode.

## IC Information and Counterrevolution

• All has gone well for some years with my 'D' board CoCo, which was upgraded to 32K by Radio Shack in 1981, until recently when I upgraded to 64K based on your tutorial in the May 1984 RAINBOW.

The chips that Radio Shack used in the modification were Motorola MC8148s, and on examination I found that they were, in fact, 64K RAMs, but I could find no one who had even heard of them. What exactly are they: half-good or all-good? They do

work with the 64K addressing modification in your article, but I'm still not sure that I'm getting everything out of my CoCo that I should.

Also, I knew that I wanted MC4164s for my upgrade, but when I got to the store all they had were MC4264s. What are the differences?

Now to change the subject, do you feel that using a double-sided diskette (with a second set of holes punched in it) in a single-sided drive would do any damage to the diskette because of the change of rotation of the disk in the jacket?

James K. Knight  
Marysville, WA

The number 8148 is probably the year and week (1981, 48th week of the year) that the chip was made; this is a standard procedure. MCM6665 is a special part number used by Motorola on 64K RAMs made for Tandy, so the chips you have should have this number on them. Electronics manufacturers often refer to industry-standard parts such as transistors and integrated circuits only by their own part numbers; this is so that you'll use only their parts when servicing the equipment rather than going to another source. MC4264, on the other hand, is Micron Technology's own number for what most folks call a 4164; the actual chip may or may not be the same as someone else's, but it is fully compatible.

As for the double-sided "flippy" disks, there's a big difference of opinion on the subject. Some say that the change in rotation can cause dust to come off the jacket's inner liner; others (including Apple, which has released several programs that way, and Tandy, whose new Trivia Fever package comes on a "flippy") don't seem to have any objections. If you try it, I'd recommend using double-sided rated diskettes so that the second side is known to be good.

## ASCII Stop-and-Go

- Why is it that the recorder is turned off and on every few seconds when saving or loading a program in ASCII format? It seems so inefficient in terms of time, tape switches, motor life, etc.

Paul Clough  
Sulphur Springs, AR

The CoCo stores a BASIC program internally in "tokenized" form, meaning that each command or function name is stored as a one-byte code. When the CoCo converts a program line from ASCII to tokenized form (whether loading a program, keying it in or after editing a line) the process takes a little time. (Notice how long the computer takes to turn the cursor back on when you press ENTER at the end of a really long line.) Because of this and other reasons, an ASCII cassette file consists of short blocks of text, each with its own leader (the short data burst you hear before a file on a tape) and blank space.

## Piggyback Revisited

- I have a 'D' board CoCo which I modified to 32K using the piggyback method. Even though PRINT MEM says that over 27K is available, a diagnostic program shows only the regular 16K RAM. Disk Color SCRIPSIT shows a garbled screen when in editing mode. I removed the piggybacked chips, and SCRIPSIT works fine in 16K. Could I upgrade to 64K, or should this problem be resolved first?

Ed Gilmore  
Moxee, WA

This problem will be resolved when you upgrade to 64K. What's happening with SCRIPSIT is that it has located the Hi-Res screen it uses in the high end of the 32K RAM space it sees. Unfortunately, the piggyback mod doesn't provide for video: the 6847 video generator, in place of the graphics image in the upper 16K, is getting whatever happens to be in the same area in the lower 16K directly beneath it; hence, the garbage. 64K chips are plentiful and not too expensive these days, and piggyback mods seem to be more trouble than they're worth.

## What Does INPUT Have Against Commas, Quotes and Colons?

- In a program I've written that uses the INPUT command to input alphanumeric characters, entering either a comma (,) or a colon (:) causes a message saying "? EXTRA IGNORED." When quotes are entered, in some cases the message appears and in others the quotes are ignored completely. I would appreciate any help you can give.

Jerome W. Scanlon, Jr.  
San Antonio, TX

The INPUT command uses the comma and the colon as delimiters. For example, you could have a statement like this:

```
INPUT MAKE$, MODELS, TYPE$
```

If you entered 'PLYMOUTH, RELIANT, CONVERTIBLE' in response, this would assign values to all three variables in one line on the screen. (If you entered only one or two items at the prompt you would then get a ? prompt asking for the remaining items.) If an INPUT statement is asking for only one response and you enter something with a comma or colon in it, that is interpreted as meaning that two items have been input; the extra items are ignored, and the message appears.

The quote mark (") is used to mark the start and end points of a string, just as it is in a PRINT or other statement. The advantage is that you can then have colons, commas and leading spaces (which are usually ignored) within the string and the INPUT statement will accept them.

## Do Not Pass GOTO

- A program I saw recently in THE RAINBOW had a line ending with . . . GOTO 15 ELSE GOTO 15, I can't see the logic of this.

Dorthea Murray  
Grand Rapids, MI

The statement might make more sense described like this:

```
IF the condition exists, THEN do one thing  
and the other ELSE just do the other thing.
```

The programmer is making sure that the program jumps to Line 15 regardless of whether or not the condition exists. (Putting GOTO 15 in the next line would do this as well.)

## About Telex

- I have an interest and use for a program to send and receive telex. What kind of code is used for telex? What equipment is needed, and is there a terminal program for telex?

Ed Deutsch

The easiest way to send and receive telex [tel(etyewriter) + ex (change)] messages using a personal computer is by means of systems like Western Union's EasyLink; RCA, ITT and at least one other telex carrier have similar systems. You dial into the carrier's computer system, using a normal terminal program and a standard modem, and leave messages to be sent over telex lines and/or pick up messages that came in from telex users and are held in the system for you. MCI Mail and Dow Jones News/Retrieval users can use MCI Mail to send telex messages as well, and telex users can send messages to any MCI Mail ID. Check with the services you want to use for details.

## LOCAL • IN • LOS • ANGELES



### \*232 RemotePlus\* by David Glenn

- ✓ Requires RS232 Pak or PBJ 2SP
- ✓ Remote Terminal Program
- ✓ Parallel to Keyboard
- ✓ No Lost or Garbled Data
- ✓ Error Trapping ✓ Software Clock
- ✓ Disable Break Key ✓ Inkey\$ Support
- ✓ New Terminal Program
- ✓ Conversation Mode
- ✓ All Ext. & Disk Commands
- ✓ 20 Commands Added
- ✓ Perfect for BBS
- ✓ 4 Versions Incl: Ext., I.O.I.I & JDOS
- ✓ Much More - Uses 4K

\$24.95 + 2.50 S & H (CA. = = =)

## SEE OUR PREVIOUS ADS A.E. COCO I CONSOLE

Monitor Stand + Much More

Large w/storage \$119.95  
Small COCO only \$109.95

E.D.C. carries the most  
complete line of software  
and hardware in the market.

Green Mountain Micro!!  
Computerware (All)  
Custom Software (No Disc.)  
Key Color Software (Key 264K)  
Michtroa  
Tom Mix (All)  
Morstan Bay (More)  
Prickly Pear (Colorkit!)  
Platinum Software (?)  
Softlaw (VIP)  
Spectral Associates  
Speech Systems (All)  
Sugar Software & (Super)  
CoCoPro (V2)  
Computer Systems Center  
Valley Micro Systems (BBS)

PBH HJL Elephant  
Hayes Teac Gemini  
Interfaces Monitors Controllers  
Speech Music

ALWAYS MORE AND BETTER

## JUNE SPECIAL

Amdisk Amdisk III B. . . . . \$249.95



## COLOR & MICRO COMPUTERS

Software • Hardware • Support  
Educational • Small Business • Games  
VOICE (213) 254-8809 10 A.M.-10 P.M.  
BBS (213) 258-0640 24 HRS.  
300 and 1200 Baud

Extended Hours + Call before coming.

6130 YORK BOULEVARD  
POST OFFICE BOX 42718  
LOS ANGELES, CA. 90042

# PIPELINE

**ROBOT DOG** — All the employees at a company in Clearwater, Fla., howled in unison recently when Skip Webb brought "Spike," his robot dog, in for a tour of the plant.

Equipped with a 64K Color Computer 2 which includes expansion hardware available from Skip's part-time business, Electronic Motion Control, Spike is powered by two motorcycle batteries and rolls on three wheels. The robot dog also is equipped with a sonic ranger that enables it to sense walls, doorways and people.

A phonetic speech synthesizer allows Spike to deliver 100 or more different messages in a completely random way, a characteristic that is a little unnerving to some of the humans it encounters.

When connected to a computer monitor, Spike flashes a "Hello!" on the screen and then displays a menu, making it possible for Webb to enter commands.

With the help of a joystick, Spike can be programmed to roll in specified patterns. Webb plans to retrofit a mechanical arm next on Spike so the robot dog can retrieve beer from the refrigerator — just like the canine in the Stroh's TV commercial.

"I won't have to worry about Spike drinking the beer," says Webb, "because he hates the stuff."

\*\*\*

**FLORIDA SUGAR** — Sugar Software is moving its operations from Reynoldsburg, Ohio to Hollywood, Fla. The relocation should be complete by early July.

Meanwhile, Susan Davis says, "We will do our best to continue filling all orders within 24 hours of receipt."

During the actual move, customers may call the company's old Reynoldsburg telephone number for a message giving the new number. The new mailing address is 1710 North 50th Avenue, Hollywood, FL 33021.

\*\*\*

**WHAT'S IN A NAME?** — D. Dean Rector of NEXUS reports that orders

sent to the company's old address in Nashville were not forwarded by the postal service to his new Midland, Texas location.

Dean regrets the inconvenience and suggests that customers try again, at his new address: P.O. Box 8303, Midland, TX 79708.

\*\*\*

**SCHOOL DAYS** — The new Educational Computer Software Catalog from Learning Arts contains a variety of high resolution programs for the Color Computer.

The collection includes reading, grammar, mathematics, geography, history, biology and other programs. Various levels are available for first-graders through eighth-graders. Teachers' guides also are provided. Write to P.O. Box 179, Wichita, KS 67201.

\*\*\*

**GO FORTH** — Free FORTH Interest Group (FIG) membership is now available to authors of FORTH-related articles. To qualify, just have an article published which is at least one page long in a non-FORTH publication.

Membership in the organization, which is devoted to the FORTH computer language, includes a subscription to *FORTH Dimensions*, a bi-monthly publication. FIG also provides an online database, a job registry, a selection of FORTH literature, group health and life insurance, and other services.

For a copy of the author recognition guidelines, write to P.O. Box 8231, San Jose, CA 95155.

\*\*\*

**CHURCH NEWS** — Analysis and review of the week's most important religious news is now available every Saturday on NewsNet, a distributor of electronic newsletters.

Summaries of the week's events often focus on important angles and perspectives not clearly revealed by other media.

It's an extension of a daily service

offered by ChurchNews International on NewsNet, intended to help religious professionals and others — such as reporters and legislators — involved with religious and social activities. For additional details, call (toll free): 1-800-345-1301.

\*\*\*

**THE NUMBER IS . . .** — More than 1,000 publicly available bulletin boards from all but two of the 50 states are included in Plumline, a new directory from *PLUMB*, the newsletter about personal telecommunications.

A special feature of the book is a large number of "hard-to-locate" bulletin boards. Special interests include equipment exchanges, free software, adult information services and tips for solving Adventure games.

Each entry contains a brief description of the bulletin board, the computer it runs on, and its primary area of interest. Write to *PLUMB*, P.O. Box 300, Harrods Creek, KY 40027.

\*\*\*

**THE FINE PRINT** — A new service makes it possible for employees to access their benefit and savings plan information through interactive computer terminals.

*SHOWCASE*, which is a service provided by Metropolitan Life Insurance, makes it possible to review general features of benefit plans or to obtain specific information about individual benefits. It also enables employees to create financial scenarios or forecasts to help them select appropriate plan options.

The service is especially helpful with "cafeteria" plans in which employees build their own benefits package from a list of available coverages. An employee can review the options and project the cost of various combinations.

Housed in kiosks that can be placed in a company's lunchroom or other high-use area, the terminal provides easy access to information which can be updated daily to highlight recent changes in laws and tax implications.

# A SPECTRUM PROJECTS SHOPPING LIST

SPECIAL 64K RAM CHIPS \$29.95

## A CHIP OFF THE OLD...

6821 Standard PIA .....\$9.95  
 27128 16K DOS Eprom (or 2 DOS's!)..\$14.95  
 6809E CPU Chip (NEW LOW PRICE) ...\$19.95  
 Basic ROM 1.2 Chip (30% FASTER) ..\$19.95  
 68766 (Fits Disk Basic Skt) Eprom..\$19.95  
 Disk ROM 1.1 (New DOS Command) ..\$29.95  
 New SAM Chip w/heatsink (74LS785)..\$29.95  
 Ext Basic 1.1 ROM - NEW LOW PRICE..\$29.95  
 28 pin Ext Basic-upgrade 26-3134A..\$34.95  
 Eprom Eraser - 3 min erasure time..\$49.95  
 Lower Kit Bd - Specify CoCoI/II\*\*..\$59.95  
 CoCo First Aid Kit - includes 2 PIAs,  
 6809E & SAM (Be Prepared!!!) ....\$59.95  
 26-3134A & 26-3136A 64K Upgrade - 2 chip  
 set (ONLY for new Korean CoCoIIA)..\$59.95  
 Eprom Prgrmr (2ms speed/2K - 16K)..\$139.95  
 64K CoCo II - w/NEW keyboard ....\$149.95

## COCO LIBRARY...

CoCo Memory Map .....\$12.00  
 Rainbow Book & Tape of Adventures..\$14.95  
 Basic Programming Tricks Revealed..\$14.95  
 The FACTS - Inside "guts" of CoCo..\$14.95  
 500 Pokes, Peeks 'N Execs .....\$16.95  
 Basic 09 Tour Guide .....\$18.95  
 Rainbow Book/Tape of Simulations ..\$19.95  
 Extended Basic Unraveled .....\$19.95  
 Disk Basic (1.0/1.1) Unraveled ...\$19.95  
 New! CoCo II Service Manual .....\$19.95  
 The Complete Rainbow Guide to OS9..\$19.95  
 W/Two Disk Package of demo pgms ..\$49.95  
 Color/Extended/Disk Basic Unraveled -  
 Complete 3 Book Set - Save \$10! ..\$49.95

## MORE GOOD STUFF...

28pin/24pin Adapter - Plug-in 27128 &  
 27256 Eproms in 24 pin sockets ...\$19.95  
 CoCo Freeze Frame - Stop your CoCo dead  
 in its tracks! Put games on "HOLD" \$19.95  
 CoCo Light Pen - ~~\$24.95~~ Save \$3!..\$21.95  
 Spectrum Voice Pak - SAVE \$30!! ..\$39.95  
 PBJ WORD-PAK II - Hi-Res 80x24 display  
 w/smooth scrolling & 8x10 matrix \$139.95  
 Amdek Twin 3" Drive System .....\$199.95  
 Amdek Drive System w/controller ..\$299.95

## COCO CABLES AND...

Printer/Modem 15' Extender Cable ..\$14.95  
 Tired of unplugging devices from your  
 RS232 port? Try a RS232 "Y" Cable..\$19.95  
 Joystick/Mouse 10' Extender Cable..\$19.95  
 Null Modem Cable - 4 pin to DB25 ..\$24.95  
 Disk Interface/Rom Pak Extender - Move  
 your disks & ROM Paks (3 feet) ..\$29.95  
 Triple RS232 Switcher - Now select one  
 of any three RS232 peripherals ...\$29.95  
 40 Pin Dual "Y" Cable - Hook up a Disk  
 w/Voice, Word Pak, CoCo Max, etc ..\$29.95  
 Triple "Joyport" Switcher - Joystick,  
 Mouse, Touch Pad and/or Light Pen \$39.95  
 40 Pin Triple "Y" Cable - Hook up any 3-  
 Voice/Word/RS232/Digitizer PAKs ..\$39.95  
 Finally! 24" Multi-Pak Extender ..\$39.95

## OTHER GOOD STUFF...

C-10 tapes in any quantity .....49 cents  
 5 1/4" Diskettes in any quantity ..\$1.19  
 Joystick, Cassette or Serial plug ..\$2.99  
 32K, 64K or 128K RAM Button .....\$4.99  
 Rompak w/Blank PC Brd-27xx series ..\$9.95  
 The Disk Doubler - Doubleside your 5 1/4  
 diskettes for 160K more storage ..\$19.95  
 Video Clear - This cable will reduce TV  
 interference created by CoCo! ....\$19.95  
 Video Reverser -Reduce eyestrain w/green  
 letters on black background\*\* ....\$24.95  
 The Magic Box - Load Mod I/III Basic  
 program tapes into the CoCo .....\$24.95  
 DOS Switcher - Select from any two DOSs  
 (Disk 1.0 1.1, JDOS) in J&M ctrl ..\$24.95  
 Stereo Pak - Hardware synthesizer used  
 w/Musica 2...superb stereo sound! \$39.95  
 EARS-CoCo's first Voice Recognition unit  
 w/95% accuracy & 64 Voice Prints! \$99.95  
 \*\* N O T for 26-3134/36 CoCo II's

**SPECTRUM PROJECTS**  
**PO BOX 21272**  
**93-15 86TH DRIVE**  
**WOODHAVEN NY 11421**

All orders plus \$3.00 S/H (Foreign \$5.00)  
 COD add \$2.00 extra  
 NYS Residents add Sales Tax

718-441-2807



# SPECTRUM PROJECTS

## SOFT AND HARD WARES FOR COLORFUL COMPUTING



### SPREADSHEET

	Competition	DYNACALC
Screen	32X16	51X24
Precision	9 digits	16 digits
Hi-Res Graphics	NO	YES
Visicalc cmd format	NO	YES
New low price!	64K Disk \$79.95	
Side Wise -Print	DYNACALC files up to 255 chars-sideways!	\$19.95

SAVE \$60

BUY 'EM BOTH FOR \$99.95

### DATA BASE MANAGER

PRO-COLOR FILE 2.0 - 60 Data Flds, 8 Report Fmts, 4 Screen Fmts, 1020 bytes/record, Sort 3 Fields, Global Search, FAST ML Sort, Create Files Compatible w/DYNACALC! - Disk \$59.95  
PCF Forms 2.0- Merge DATA files from PCF to Letter/Forms. \$29.95

### DISK DRIVES

DRIVE 0 System\* - SS/DD, 6ms, 40 Tracks, Half Height . \$229.95  
DRIVE 0 & 1 System\* - \$349.95  
Disk Drive 1, 2 or 3 - \$139.95  
Two Drive Cable ..... \$24.95  
Disk Controller w/o ROM \$99.95  
Controller w/1.1 ROM - \$119.95  
\* PLUS: controller-manual-cable



### GAME CONTROLLERS

Graphicom Joystick - Has 2 Fire buttons (menu/pen), smooth and easy joystick control - \$24.95  
Mach II Joystick - 360 Degree control with center return or analog positioning. - \$39.95  
Wico Command Control - Hook up 2 Atari type joysticks - \$19.95

### UTILITIES (DISK)

1. Graphicom Part II ...\$24.95
2. Spect'm Adv Generator \$29.95
3. CoCo Calligrapher ...\$29.95
4. Master Design .....\$29.95
5. Musica 2 (New price).\$29.95
6. Bjork Blocks .....\$34.95
7. FHL O-PAK .....\$34.95
8. FULL Basic Compiler!.\$69.95



### 256K CORNER

Thunder RAM - First 256K memory Bd for CoCo! Load 4 32K pgms at once, emulate a 40 trk Ramdisk, 60K Print Spooler, FAST access, 30+ Hi-Res screens in memory!!!  
Thunder RAM Bd w/o 256K ..\$59.95  
Thunder RAM Bd w/256K ..\$119.95  
\* NOT Available for CoCo II's \*

SPECTRUM PROJECTS  
PO BOX 21272 93-15 86th DRIVE  
WOODHAVEN NY 11421

All orders plus \$3.00 S/H (Foreign \$5.00) - COD add \$2.00 extra - NYS Residents add Sales Tax





# SPECTRUM PROJECTS

## SOFT AND HARD WARES FOR

### COLORFUL COMPUTING



#### COMMUNICATION

**COLORCOM/E** - A complete smart terminal package! Upload, Download, Hi-Res (51X24) screen, 300/1200 Baud, Offline Printing, Rompak/Disk\* - \$49.95  
 \* - Now with CoCo Sig & TBBS XMODEM support! Download ML! COMPU SERVE 5hr Start Kit \$39.95

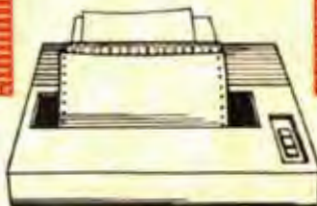


#### WORD PROCESSING

**TELEWRITER-64** - Three Hi-Res screens, true lowercase char's right justify, full screen editor, plus menu-driven I/O & format, Tape \$49.95 Disk \$59.95  
**WIZ** - New character set, true descenders & visible end of line markers for TW-64! \$19.95

#### MODEMS

**MINI-MODEM** - Direct connect, 300 Baud, Orig/Answer - \$49.95\*  
**J-CAT Modem** - Lowest priced auto/answer modem - \$119.95  
**HAYES SM300** - "Programmable" auto-dial/auto answer - \$199.95  
 300/1200 Baud Modem! - \$199.95\*  
 \* - Add \$14.95 for Modem Cable



#### PRINTERS

**GEMINI SG-10** - 120 cps w/true descenders, 2K buffer, tract-frict feed, Near Letter Quality mode, 1 Yr. warranty! - \$249.95  
**BriteFace** - The first INTELLIGENT Parallel Ptr Interface for CoCo Auto set Baud rates from 600 to 9600/NO switches to turn \$59.95

#### KEYBOARDS

**SUPER-PRO** (Mark Data) \$59.95\*  
**KEYTRONICS** keyboard - \$69.95\*\*  
**HJL57** - Save \$7.00!! - \$72.95\*\*  
 Specify Model/Revision Board.  
 \* Add \$5 for "F" board adapter  
 \*\* Free function key software  
**CoCo II HJL** version available!!  
 15 key Numeric Keypad - \$59.95



#### MONITORS

**MONOCHROME** Monitors - 80x24 screens plus Hi-Res w/AUDIO!  
 Green - \$99.95 Amber - \$119.95  
 13" **COLOR** Monitor - \$239.95  
**TAXAN** Tuner - Converts composite monitors into TV sets!!! \$99.95  
**Universal Video Driver** - Works w/all monitors & CoCos! - \$29.95

**SAVE \$10**

OFF COLORCOM/E WITH ANY MODEM  
 OFF TELEWRITER-64 WITH ANY PRINTER,  
 KEYBOARD OR MONITOR

**SAVE \$10**

*This program reverses CoCo's  
background so it's easier to look at*

# The Eye Saver

By Norman Wong

**D**o your eyes ache after spending several hours using your CoCo? Well, mine did, and as a result I wrote *Eye Saver*. *Eye Saver* alters the way the CoCo shows text. Instead of dark characters on a bright background, the CoCo will use light characters on a dark background.

To use the program, first type it in and save it — do not run the program until you have saved it! Any typing errors may cause the computer to “hang” and require you to turn the computer off and on in order to regain control. In doing so, of course, you will lose the program.

Having saved a copy of the program, you may now run it. To obtain the best results, you may have to adjust the contrast and brightness controls of your television set or monitor. The only time the green background will reappear is if you CLOAD or SKIPF, but this is only temporary and can be remedied by using the CLEAR key on the keyboard.

*Eye Saver* will allow you to spend more time on your CoCo.

---

*(Norman Wong enjoys computer programming and wrote Eye Saver during his last year of high school. He is currently studying at the University of Waterloo, Ontario for his bachelor's degree in mathematics.)*

# ☆☆ FOURTH ANNIVERSARY SALE ☆☆

**64K  
CHIPS  
\$14.95**

To help celebrate Spectrum Projects Fourth year in supporting the CoCo, we are offering a truly unbelievable once in a lifetime deal! Buy any software from our 2 page "Colorful Utilities" ad\* and get a set of (8) 64K CoCo chips for only \$14.95! Offer is limited to one set per customer and expires 08/10/85. Order now as quantities are limited! Sorry, no rainchecks! (\*Or CoCo Max)

**INSTRUCTIONS FOR BOTH COCO I & COCO II INCLUDED !**

**COCO  
MAX**

64K Tape  
Version  
Now Available !

## FEATURE PACKED SYSTEM :

- Pull-Down Menus
- Undo your mistakes
- Full graphic editing
- "Point-and-Click"
- Fat Bits "Zoom"
- Hardware ROMPAK
- Icons & Font Styles
- Full Size Screen Dump
- 32 paintbrush shapes
- Use w/video digitizer
- 256x192 joystick input
- By **COLORWARE**

Requires Multi-Pak or Y-Cable  
64K DISK \$69.95      Y-CABLE \$29.95



SHIPPING \$3.00 (FOREIGN \$5.00) - COD \$2.00 EXTRA - NY RES. ADD SALES TAX

## SPECTRUM PROJECTS

PO BOX 21272    93-15 86TH DRIVE  
WOODHAVEN NY 11421

COD ORDER HOT LINE 718-441-2807



# COLORFUL UTILITIES



## COCO CHECKER \*

Something possibly wrong with your CoCo??? CoCo CHECKER is the answer!! Will test your ROMs, RAMs, Disk Drives & Controller, Printer, Keyboard, Cassette, Joysticks, Sound, PIAs, VDG, Internal Clock Speed, and more!! 16K TAPE/DISK **\$19.95** (See Jan '85 Rainbow Review)

## MULTI-PAK CRAK

Save ROMPAKs to your 64K Disk system using the RS Multi-Pak Interface. Eliminate constant plugging in of ROMPAKs now by keeping all your PAK software on disk. Includes POKEs for "PROBLEM" ROMPAKs. (Megabug, Micro Painter, Stellar Lifeline, etc..) DISK **\$24.95**

## TAPE 'N IMAGE

Easily handles programs with auto loaders, no headers, no EOF markers, unusual size blocks and more! Now is the time to get your tape software collection protected ... against loss!!! TAPE **\$24.95**

## SPIT 'N IMAGE

A super upgrade from Disk Omni Clone! Back everything up! This amazing program handles "non standard" disks with ease. We haven't found any disk yet that it can't handle. Don't ever be caught without a backup again! Lowest price tool Beats most "copy protection" programs! 32K DISK **\$29.95**

## COCO SCREEN DUMP

The best screen dump program for the Epson & Gemini printers ever! Have the option of standard or reverse images w/regular or double sized pictures. 600-9600 Baud tool A must for Graphicom and Bjork Block users. 16K TAPE/DISK **\$19.95** (see Nov '84 Rainbow Review)

## DISK UTILITY 2.1 \*

A multi-featured tool for USER FRIENDLY disk handling. Utilize a directory window to selectively sort, move, rename and kill file entries. Lightning fast Disk I/O for format, copy and backup. Examine contents of files, the Granule Table, plus the size, load addresses and entry points of all programs. Single command execution of both Basic and ML programs. 32K/64K Disk **\$24.95** (see Oct '84 Rainbow Review)

## THE OS-9 SOLUTION

NOW, a program that creates a "USER FRIENDLY" environment within OS-9! The OS-9 SOLUTION replaces 19 of the old "USER HOSTILE" commands with single keystroke, menu driven commands. No more typing in complex, long pathnames or remembering complicated syntaxes! Set all XMODE parameters at the touch of keys! Requires OS-9 Ver. 01.01.00 **\$39.95** (see May '85 Rainbow pg. 254)

## SPECTRUM DOS

Add 24 NEW Disk commands with 2 Hi-Res screens! Supports 40 track & Double-Sided drives, 6 ms stepping, auto disk search, error trapping & "EPROMABLE". 64K DISK ~~\$49.95~~ New LOW price!! **\$24.95**

## SCHEMATIC DRAFTING PROCESSOR

Save time and design pro looking diagrams using a 480X540 pixel worksheet w/6 viewing windows. Over 30 electronic symbols w/10 definable symbols. Print hard copy and save to disk. 64K DISK ~~\$49.95~~ New LOW price!! **\$29.95** (see Jan '84 Rainbow Review)

## COLORAMA

A first-class Bulletin Board package... especially geared towards CoCo users... has an ordering section for those who want to run a mail-order business... supports Color Graphics... one nice piece of work. 64K DISK **\$99.95** July '84 Rainbow. NEW! COLORAMA BBS Time Module **\$59.95**

**NEW!**

## COCO CHECKBOOK

Use your CoCo to keep track of your checking and savings accounts! Printout individual personal checks! 32K/64K TAPE **\$29.95** DISK **\$39.95** (see April '85 Rainbow Review)

**\* NOW AVAILABLE BY EXPRESS ORDER  
AT YOUR LOCAL Radio Shack STORE -**

**+90-0289 COCO CHECKER - +90-0290 DISK UTILITY 2.1  
ASK TO SEE THE DEMO DISK !!!**



# COLORFUL UTILITIES



## FAST DUPE II

The fastest Disk copier ever! Will format and backup a diskette in only one pass and can make up to 4 Disk copies at once in 2 minutes! The must utility for every Disk owner. 32K/64K DISK **\$19.95** (see May '84 Rainbow Review)

**NEW!**

## COCO VIDEO TITLER

Start your VCR tapes with dazzling title frames followed by professional countdown to black fade-outs! Use a title page editor with several sizes of text & background colors! 16K TAPE **\$19.95**

**NEW!**

## AUT-O-START

Autostart your Basic/ML programs with impressive title screens using a mixture of text and graphics! 16K TAPE **\$19.95** "Aut-O-Start is an excellent program" June '85 Rainbow Review

## 64K DISK UTILITY PACKAGE

Take advantage of an expanded 64K machine. Make an additional 8K of RAM available. Copy ROM cartridges to disk and create a 32K SPOOL buffer for printing. DISK **\$21.95** (see July '83 Rainbow Review)

## TAPE/DISK UTILITY

A powerful package that transfers tape to disk and disk to tape automatically. Does an automatic copy of an entire disk of programs to tape. Ideal for Rainbow On Tape to disk. TAPE/DISK **\$24.95** (see Sept '83 Rainbow Review)

## FAST TAPE

Save and load cassette files at twice the speed! Now you can run tape and printer I/O operations in the high speed mode without a locked up system or I/O ERRORS! "If you are tired of waiting for those long tapes to load, I strongly recommend that you buy this fine utility." TAPE **\$21.95** July '83 Rainbow

## GRAPHICOM

The ultimate CoCo graphics development tool with sophisticated editing, preview animation, telecommunications and printer support. Hi-Res graphics for only **\$24.95**. W/Spectrum's Menu Foot Switch **\$34.95** or W/Spectrum's Graphicom Joystick **\$49.95**. 64K DISK (see April '84 Rainbow Review)

## EZ BASE

A truly user friendly data base program at an affordable price. Maintain inventories, hobby collections, recipes, greeting card lists and much, much more! Hi-Res screen, up to 500 records with 15 fields, record or field search, and a Mailing Labels option. 32K DISK **\$24.95** (see July '84 Rainbow Review)

## BLACKJACK ROYALE

A Hi-Res graphics casino blackjack simulation and card counting tutor. Fully realistic play includes: double down, splits, surrender, insurance bets, 1-8 decks, burnt cards, shuffle frequency and more! "This fine program is a must for the CoCo Blackjack player." (Aug '83 Rainbow Review) 32K TAPE/DISK **\$24.95** (also see Dec '84 Rainbow Review)

All orders plus \$3.00 S/H (Foreign \$5.00) - COD add \$2.00 extra - NYS Residents add Sales Tax

**SPECTRUM PROJECTS**  
**PO BOX 21272 93-15 86TH DR.**  
**WOODHAVEN NY 11421**

**EXPRESS ORDERING 718-441-2807**

**DEALER/CLUB INQUIRIES INVITED**  
**SOFTWARE SUBMISSIONS WELCOMED**



## The Handicapper

Improve your performance at the track! These 16K programs for Thoroughbred, Harness and Greyhound racing let you rank the horses or dogs in each race quickly and easily, even if you've never handicapped before! All the information you need is readily available from the Racing form, thoroughbred or dog track program. We even provide a diagram showing you where to find it!

Thoroughbred factors include speed, distance, past performance, weight, class, jockey's record, beaten favorite and post position. Harness factors include speed, post position, driver's record, breaking tendencies, class, parked-out signs and beaten favorite. Greyhound factors include speed, past performance, maneuvering ability, favorite box, class, kennel record, beaten favorite and breaking ability.

Data entry is quick and easy. Handicap a race in minutes! Complete instructions and wagering guide tell you which races to bet and which to avoid. Thoroughbred, Harness and Greyhound Handicappers sold separately at \$34.95 each on tape or disk.



## Baseball Statpak!

Your Little Leaguer, manager or coach will love these Big-League stats! This package of 16K Ext. Basic programs will track your hitters, pitchers and teams, with beautiful screen displays and printouts. Batter's Scorecard keeps records of 180 hitters, including AB, hits, batting average, RBI's, home runs, walks, strikeouts and On Base Percentage. Pitcher's scorecard includes games and innings pitched, earned runs, ERA, hits, walks, strikeouts and won-lost record. Team Scorecard keeps team standings for an entire league. Lightning fast sort by any statistic for incredible reports! Whether you're involved in Little League, high school, college or company softball, Baseball Statpak will make you an instant winner! \$28.95 on tape, \$31.95 on disk.

Federal Hill Software

825 William Street

Baltimore, Md. 21230

Toll Free (Orders Only) 800-245-6228

For Information Call 301-547-1447



190 ..... 250  
END ..... 18

The listing: EYESAVER

```

10 '+'-----+
20 '!      EYE SAVER 1.0      !
30 '! (C)1984 NORMAN WONG !
40 '+'-----+
60 CLEAR100:S=&H1DA:PRINT"NOW PO
KING ROUTINE..."
70 POKE116,PEEK(39):POKE117,PEEK
(40)' Protect any user machine
code in high memory such as the
RAINBOW CHECK
80 SM=0:READX$,K:IFX$>" "THENFORA
=1TOLEN(X$)STEP2:X=VAL("&H"+MID$
(X$,A,2)):SM=SM+X:POKES,X:S=S+1:
NEXT:IFSM<>K THENPRINT"ERROR IN"
:PRINT"  DATA"X$,"K:SOUND150,1
:STOPELSE80
90 EXEC&H1DA
100 DATA8623AD9FA0029E88,957
110 DATAA11F260139DC7483,755
120 DATA009C3406318D00C3,599
130 DATA8E01678D40C3006E,756
140 DATA8E016A31A8118D35,677
150 DATAC300118E01A031A8,732
160 DATA118D2A3520303F9F,555
170 DATA749F2730889CECE4,1118
180 DATA328434069F21308D,621
190 DATA00C234103089FF64,802
200 DATAA680A7A0ACE425F8,1306
210 DATA32627EAD263406A6,709
220 DATA84A7A4867EA784EC,1258
230 DATA01ED213506ED0139,625
240 DATA0D6F266732623416,487
250 DATA9E88810D271E8108,642
260 DATA27054D2B3320218C,420
270 DATA0400234D8620E684,644
280 DATAC1602602A784A782,925
290 DATA9F88203D86208DD6,909
300 DATAD689C41F273320F4,944
310 DATA81202D2D81402508,489
320 DATA8040812025028B20,563
330 DATAA7809F888C05FF23,1025
340 DATA188E0400A68820A7,671
350 DATA808C05DF23F69F88,1072
360 DATA8620A7808C05FF23,896
370 DATAF935167E0ADB0D6F,803
380 DATA260A810C26063414,305
390 DATA8D1D35147E0AEC26,653
400 DATA0C34159EA6E61FC1,863
410 DATA9E270535157E0AFD,665
420 DATA8D053515326239C6,623
430 DATA207EA92AE01F8A35,815
440 DATA,

```

# Scan It And Understand It With Rapid Reading



By T.C. Taulli

**D**o you want to read RAINBOW magazine in half the time? Does it take you an arduous effort to finish a book? Do you want to read *War and Peace* but just don't have the time? If you answer "yes" to these questions then *Rapid Reading* is just the program for you.

The average American reads around 225-250 words per minute (WPM). This program can increase your reading rate to 600 words per minute. Just put forth a concentrated effort and you'll be reading *War and Peace* at an incredible pace.

The program uses 16K Extended Color BASIC. After running, the title screen will prompt for

---

(T.C. Taulli is the author of the game Do or Die and is a member of Color America Users Group.)

the WPM desired. Each sentence of the story will be printed from left to right. This makes it impossible to go back over what you've already read, which is important for high reading speeds.

While using this program try to do a couple things:

- 1) Increase your span of recognition by reading in phrases. Reading word for word decreases your reading speed.

- 2) Eradicate subvocalization by not saying the words in your mind as this is a major factor in being an average reader. Let the words go from the eye to the brain. Don't say them!

The program uses an original story called "One Amazing Program," by Thomas M. Taulli. If you want to use another story or nonfiction piece then follow these directions:

- 1) Delete the current story by typing DEL 430-.
- 2) Start at Line 430 and type DATA followed by a sentence with no more than 32 characters.
- 3) After entering the material, type DATA -1 as your end-of-file marker.

Now it's all up to you.

200	.....237	1200	.....53
440	.....156	1370	.....203
600	.....223	1510	.....154
750	.....245	1670	.....250
900	.....182	1810	.....230
1060	.....12	END	.....207

The listing: RAPDREAD

```

10 CLEAR500:DIMA$(200)
20 CLS3
30 FOR X=0 TO 4:PRINT@X*32,STRIN
GS(32,149):NEXT
40 PRINT@39,"<<RAPID READING>>"
;
50 PRINT@108,"(C) 1985";
60 PRINT@73,"BY T.C. TAULLI";
70 PLAY"V25;T5;O2;A;B;G;E;F;E;G;
E;F;G;B"
80 PRINT@486,"<<<PRESS ANY KEY>>
>";
90 K$=INKEY$:IFK$<>" "THEN110
100 GOTO90
110 CLS
120 CLS:LINEINPUT"HOW MANY WORDS
PER MINUTE? (100-600 WPM)
";W$
130 W=VAL(W$):IFW=0ORW>600ORW<10
0THEN120
140 CLS4:PRINT@267,"GET READY";:
GOSUB 320
150 J=W:CLS4:GOSUB 350
160 IF W=>345 THEN Z=161902/W-31
.59ELSEZ=164134/W-38.04
170 CLS3:FOR X=1 TO 500:NEXT
180 FOR H2=1 TO X
190 J=0:O=Z:IFLEFT$(W$,1)="6"THE
NI=O/4900ELSEI=O/32
200 O=INT(I):U=O
210 PRINT@224,"":PRINT@288,""
220 PRINT@256,A$(H2)
230 FOR Y=1 TO Z STEP H
240 IFY>U THEN U=U+O:J=J+1:PRINT
@255+J," ";
250 NEXT Y
260 NEXT H2

```

```

270 CLS4:PRINT"SESSION OVER WITH
.":PRINT"WOULD YOU LIKE TO RESTA
RT THE PROGRAM?(Y/N)"
280 K$=INKEY$:IFK$="Y"THENRUN
290 IFK$="N"THEN310
300 GOTO280
310 CLS:PRINT"BYE!!! BYE!!!":EN
D
320 X=1
330 READA$(X):IFA$(X)="-1"THEN X
=X-1:RETURN
340 X=X+1:GOTO330
350 IFLEFT$(W$,1)="1"THENH=3.1
360 IFLEFT$(W$,1)="2"THENH=3.15
370 IFLEFT$(W$,1)="3"THENH=4
380 IFLEFT$(W$,1)="4"THENH=4.85
390 IFLEFT$(W$,1)="5"THENH=6.5
400 IFLEFT$(W$,1)="6"THENH=8.6
410 RETURN
420 DATA"IT WASN'T A VERY BIG AD
VER-"
430 DATA"TISEMENT, ONLY A COUPLE
OF"
440 DATA"INCHES IN LENGTH. BUT I
T CAUGHT"
450 DATA"MY EYE. IT SAID,'EXPAND
YOUR"
460 DATA"THINKING. AMAZING PROGR
AM FOR"
470 DATA"YOUR HOME COMPUTER. ONL
Y $19.95"
480 DATA"PPD.'"
490 DATA" NOW, I AM JUST AN AV
ERAGE"
500 DATA"GUY. MADE IT THROUGH HI
GH SCHOOL"
510 DATA"WITHOUT TOO MUCH TROUBL
E. I TOOK"
520 DATA"A FEW CLASSES AT THE LO
CAL"
530 DATA"COMMUNITY COLLEGE BEFOR
E I GOT"
540 DATA"TIRED OF NIGHT SCHOOL.
I DO PLAN"
550 DATA"TO GO BACK SOMEDAY TO G
ET MY"

```



**DISK**  
\$44.95

**NEW**

Introducing The "Super Smart"  
**DATA PACK II**

**NEW**

**TAPE**  
\$34.95

**TERMINAL COMMUNICATIONS SOFTWARE**

Also Supports The PBJ 80 Column "Word Pak", Deluxe RS-232 Pak,  
Parallel Printer Card and PBJ 2SP Pak

**"FEATURES"**

28-64x24  
Hi-Resolution  
Display

64K Support  
Up To 35K  
Text Buffer

- No Lost Information When Using Hi-Resolution Display On Line
- ASCII Compatible File Format
- Full Text Buffering
- Terminal Baud Rates 300 to 9600
- Automatic Word Wrap Eliminates Spite Words
- Full/Half Duplex
- Automatic File Capture
- Programmable Word Length, Parity and Stop Bits
- Save and Load Text Buffer and Program Key Buffers to Tape or Disk
- 9 Hi-Resolution Display Formats, 28 to 255 x 24
- True Upper/Lower Case Display
- Kill Graphics Option for an Extra 6K
- Supports Line Break

- Freeze Display and Review Information On Line
- Send Files Directly from Buffer or Disk
- Full Disk Support for Disk Version
- Send Control Codes from Keyboard
- Separate Printer Baud Rates 110-9600
- Display on Screen or Output Contents of Buffer to Printer
- Automatic Memory Sense 16-64K
- 9 Programmable Function Key Variable Length Macro Buffer
- Programmable Prompt Character or Delay to Send Next Line
- Programmable Control Character Trapping
- Programmable Open/Close Buffer Characters
- Automatic Key Repeat For Editing
- Program and Memory Status Displays

9 Unlimited  
Variable Length  
Macro Key Buffers

BUFFER  
EDITOR  
Insert, Delete  
Change or Add  
To Buffer

**NEW!!!**

**"The Wait is Finally Over"**  
**ANNOUNCING**  
**The CBASIC COMPILER**

Now anyone can create fast efficient Machine Language Programs  
without the Drudgery of using an Assembler.

**NEW!!!**

CBASIC is a fast Machine Language Integer Basic Compiler that can convert Color Basic programs into fast machine language programs. CBASIC features over 100 Basic Commands and functions that fully support Disk, Tape, Screen and Printer I/O, Hi & Low Resolution Graphics, Sound, Play and String Operations just like Color Basic. CBASIC also includes a powerful full featured Basic program Editor using a 51, 64 or 85 by 24 line display. The Hi-Resolution display can be automatically included in your compiled program for enhanced display capability and allow mixed text and graphic displays.

- Graphics Commands:** CIRCLE, COLOR, CLS, DRAW, GET, LINE, PAINT, PCLS, PCOPY, PMODE, PRESET, PSET, PUT, RESET, SCREEN, SET, POINT, PPOINT
- Sound Commands:** PLAY, SOUND
- String Functions:** CHR\$, LEFT\$, MID\$, RIGHT\$, LEN, INSTR, LSET, RSET, TRIM\$, STR\$, STRING\$, INKEY\$, MKMS
- Numeric Functions:** ABS, POS, TIMER, RND, ASC, TAB, CAL, JOYSTK, PEEK, POKE, LOC, LOF, EOF, FREE, CVN, ERN, VARPTR, SWAP
- I/O Commands:** OPEN, CLOSE, INPUT, LINEINPUT, PRINT WRITE, PRINT @, GET, PUT, KILL, CHAINM, FIELD, DATA, READ, RESTORE

- Program Control:** FOR/NEXT/STEP, GOTO/GOSUB, IF/THEN/ELSE, RETURN, STOP, RETI, ON, GOTO/GOSUB, ON ERROR, ON RESET, ON IRQ/FIRQ/NMI, ON OVR/NOVR, EXEC, LET
- Directives:** ORG, REM OR', END, DIM, END, BASE, RAM, ON/OFF, RAM64K, HIRES, GENERATE, DPSET, STACK
- Editor Commands:** LINE EDIT, AUTO EDIT, COPY, MOVE, RENUMBER, AUTO LINE#, PRINTER, LIST, DELETE, SEARCH, REPLACE, BAUD RATE, PRINTER, CBASIC, TAPPEND, SKIP, SIZE, LOAD, SAVE, APPEND, KILL, DIR, and much, much more.

REQUIRES 32K and Disk, 64K recommended

**Introductory Price \$119.00**  
Regularly \$149.00

**HI - RES II  
SCREEN UTILITY**

**NEW IMPROVED VERSION**

- UP TO 85 CHARACTERS PER LINE READABILITY
- ADJUSTABLE AUTOMATIC KEY REPEAT
- PROTECT 1-23 SCREEN LINES
- CONTROL CODE KEYBOARD

- FULLY BASIC COMPATIBLE
- DISPLAY FORMATS OF 28 to 255 CHARACTERS PER LINE
- FULL 96 UPPER/LOWER CASE CHARACTERS
- MIXED GRAPHICS & TEXT OR SEPARATE GRAPHIC & TEXT SCREENS
- INDIVIDUAL CHARACTER HIGHLIGHTING
- REVERSE CHARACTER HIGHLIGHT MODE
- WRITTEN IN FAST MACHINE LANGUAGE
- AUTOMATIC RELOCATES TO TOP OF 16/32K
- AUTOMATICALLY SUPPORTS 64K of RAM WITH RESET CONTROL
- REVERSE SCREEN
- ON SCREEN UNDERLINE
- DOUBLE SIZE CHARACTERS
- ERASE TO END OF LINE
- ERASE TO END OF SCREEN
- HOME CURSOR
- BELL TONE CHARACTER
- HOME CURSOR & CLEAR SCREEN
- REQUIRES ONLY 2K OF RAM
- COMPATIBLE WITH ALL TAPE & DISK SYSTEMS



**\$24.95** TAPE **\$29.95** DISK

ALL ORDERS SHIPPED FROM STOCK  
ADD \$2.50 POSTAGE.

**CER  
COMP**

5566 Ricochet Avenue Las Vegas, Nevada 89110

**(702) 452-0632**

PROGRAM FEATURES	Screen Enhancement Program Comparison Chart		BRAND X
	HI-RES II NEW	HI-RES I OLD	
Upper/Lower case characters	Yes	Yes	Yes
Mixed Text and Graphics	Yes	Yes	Yes
Separate Text & Graphics	Yes	Yes	No
Print @ fully implemented	Yes	Yes	Yes
Print @ on all line lengths	Yes	Yes	51 only
Different line lengths	28 to 255 (928 to 255 (9)	51 only (1)	
Automatic Key Repeat	Yes	Yes	Yes
Adjustable Key Repeat	Yes	No	No
Auto Repeat Disable	Yes	Yes	Yes
Erase to end of line/screen	Yes	Yes	Yes
Home Cursor	Yes	Yes	Yes
Solid or Blinking Cursor	Yes	No	Yes
CLS command supported	Bull/Back	Bull/Back	Bull/Back
X,Y Coordinate Cursor Positioning	Yes	Yes	No
Double Size Characters	Yes	Yes	No
Individual/Continuous Highlighting	Yes	Yes	No
On Screen Underlining	Yes	Yes	No
Clear Key functional	Clear/Lkey/Clear key	Yes	No
16, 32 & 64K Supported	Yes	Yes	Yes
Green or Black Background Color	Yes	No	No
Dual Character sets for Enhanced 64 and 85 Characters per line display	Yes	No	No
Protected Screen Lines (programmable)	1 to 23	No	No
Full Control Code Keyboard for Screen control directly from the keyboard	Yes	No	No
Programmable Tab Character Spacing	Yes	No	No
Full Screen Reverse Function	Yes	Yes	No
Switch to & from the Standard 16 by 32 Screen for full compatibility	Yes	No	No
On Exit Goto Function	No	No	Yes
Extended Basic Required	No	Yes	Yes
All Machine Language Program	Yes	Yes	Yes
RAM Required in addition to Screen RAM	2K	2K	2K
Program Price (Tape)	\$24.95	\$19.95	\$29.95



VISA, MASTERCARD AND C.O.D. ACCEPTED

560 DATA"DEGREE. REALLY!"  
570 DATA" LAST CHRISTMAS, MY P  
ARENTS"  
580 DATA"BOUGHT ME AN INEXPENSIV  
E"  
590 DATA"COMPUTER AT THE LOCAL E  
LECTRON-"  
600 DATA"ICS STORE. YOU KNOW THE  
ONE."  
610 DATA"THEY'RE THE ONES THAT S  
END OUT"  
620 DATA"AD MAILERS ALL THE TIME  
. WELL,"  
630 DATA"THE COMPUTER WAS FUN FO  
R AWHILE"  
640 DATA"IN THAT I GOT UP OVER A  
MILLION"  
650 DATA"IN A PAC GAME. BUT HOW  
MANY"  
660 DATA"POWER PILLS CAN YOU EAT  
BEFORE"  
670 DATA"YOU GET TERMINAL INDIGE  
STION?"  
680 DATA"THAT'S WHY THE AD FOR T  
HE"  
690 DATA"PROGRAM LOOKED GOOD. I  
ALSO MADE"  
700 DATA"SURE MY PARENTS KNEW I  
WAS SEND-"  
710 DATA"ING FOR A NEW PROGRAM.  
NEVER"  
720 DATA"HURTS TO LET THEM KNOW  
I'M USING"  
730 DATA"THE THINGS THEY BUY ME.  
"  
740 DATA" WHEN THE PACKAGE FIN  
ALLY CAME"  
750 DATA"IN THE MAIL, I THREW IT  
INTO MY"  
760 DATA"DESK AS MY FRIEND, JEFF  
, AND I"  
770 DATA"WERE GOING BOWLING. ABO  
UT A WEEK"  
780 DATA"LATER, I WAS LOOKING FO  
R A"  
790 DATA"PENCIL AND I SAW THE PA  
CKAGE."  
800 DATA"SINCE NOTHING WAS ON TV  
, I TOOK"  
810 DATA"OUT THE CASSETTE AND PU  
T IT INTO"  
820 DATA"THE CASSETTE RECORDER O  
F MY COM-"  
830 DATA"PUTER. I TURNED IT ON A  
ND LOADED"  
840 DATA"IT IN. THE ONE-PAGE INS  
TRUCTIONS"  
850 DATA"SAID TO USE EARPHONES W

HEN USING"  
860 DATA"THE PROGRAM. I PLUGGED  
MINE INTO"  
870 DATA"THE TV MONITOR."  
880 DATA" THE INSTRUCTIONS SAI  
D THAT"  
890 DATA"SINCE PEOPLE ARE ALWAYS  
THINKING"  
900 DATA"AND THAT OUR BRAINS ARE  
LIKE"  
910 DATA"COMPUTERS, THE BEST WAY  
TO THINK"  
920 DATA"BETTER IS TO USE YOUR C  
OMPUTER"  
930 DATA"AS A BRAIN HELPER. A BI  
NARY"  
940 DATA"BRAIN. THE COMPUTER COU  
LD HELP"  
950 DATA"YOU THINK ON TWO TO EIG  
HT"  
960 DATA"DIFFERENT TOPICS AT A T  
IME. WHEN"  
970 DATA"I READ THAT, I JUST KNE  
W THAT I"  
980 DATA"HAD THROWN AWAY \$19.95"  
990 DATA" I REACHED TO TURN OF  
F THE"  
1000 DATA"COMPUTER, AND I KNEW I  
WAS IN"  
1010 DATA"TROUBLE."  
1020 DATA" MY HAND WOULDN'T MO  
VE!  
1030 DATA" I TRIED AGAIN. MY H  
AND BEGAN"  
1040 DATA"TO MOVE SLUGGISHLY OFF  
THE KEY-"  
1050 DATA"BOARD. I WATCHED WITH  
A GROWING"  
1060 DATA"SENSE OF PANIC AS MY H  
AND MOVED"  
1070 DATA"IN SLOW MOTION TO THE  
REAR OF"  
1080 DATA"THE COMPUTER. FINALLY,  
MY INDEX"  
1090 DATA"FINGER REACHED THE ON/  
OFF BUTTON"  
1100 DATA"AND PRESSED DOWN. I EX  
PLODED OFF"  
1110 DATA"MY CHAIR, THREW OFF TH  
E HEAD-"  
1120 DATA"PHONES, AND I RACED OU  
T THE BACK"  
1130 DATA"DOOR. I WAS OUT OF BRE  
ATH WHEN"  
1140 DATA"I SCREECHED TO A HALT  
IN FRONT"  
1150 DATA"OF THE BACKFENCE."  
1160 DATA" I GASPED FOR BREATH

FROM MY"  
 117Ø DATA"RUN. I JUST COULDN'T BELIEVE IT!"  
 118Ø DATA"WHAT HAD HAPPENED? I LOOKED AT"  
 119Ø DATA"THE YARD. NOTHING WAS OUT OF THE"  
 120Ø DATA"ORDINARY. I COULD HEAR JEFF'S"  
 121Ø DATA"DOG BARKING DOWN THE BLOCK. THE"  
 122Ø DATA"GRASS STILL NEEDED MOWING."  
 123Ø DATA" I KNEW I HAD TO GO BACK TO MY"  
 124Ø DATA"ROOM AND TO THE COMPUTER IF I"  
 125Ø DATA"WANTED ANSWERS. THE ONLY PROBLEM"  
 126Ø DATA"WAS THAT I DIDN'T WANT TO GO"  
 127Ø DATA"BACK. I STOOD THERE FOR TEN"  
 128Ø DATA"MINUTES DEBATING WITH MYSELF."  
 129Ø DATA"I WENT BACK RELUCTANTLY."  
 130Ø DATA" MY ROOM HADN'T CHAN

GED. I"  
 131Ø DATA"PICKED UP THE ONE-PAGE INSTRUCTIONS"  
 132Ø DATA"AND THIS TIME READ IT CAREFULLY."  
 133Ø DATA"FULLY. IT SAID THE FIRST PART OF"  
 134Ø DATA"THE PROGRAM CONTAINED A SELF-"  
 135Ø DATA"HYPNOSIS SECTION. 'THIS ALLOWS"  
 136Ø DATA"THE BODY TO BE VERY RELAXED AND"  
 137Ø DATA"BRINGS TO THE MIND AN ALTERED"  
 138Ø DATA"SENSE OF TIME WHICH SPEEDS UP"  
 139Ø DATA"THINKING. IT ONLY SEEMS THAT"  
 140Ø DATA"EVERYTHING AROUND YOU MOVES IN"  
 141Ø DATA"SLOW MOTION.' I SHUDDERED AS I"  
 142Ø DATA"REMEMBERED MY HAND MOVING EVER"  
 143Ø DATA"SO SLOWLY TO TURN OFF THE COMPUTER."  
 144Ø DATA"PUTER."

# MUL-T-SCREEN



## COLOR CHARACTER GENERATOR

A NEW DIMENSION IN COLOR COMPUTING



- Now includes a character generator and sample graphic space game at no extra cost.
- Full 224 text and graphic characters. Underline in all PHODES. Prints vertically.
- All machine language, user transparent. Supports all BASIC, EXTENDED BASIC and DISK commands.
- Automatic loader recognizes 16K, 32K & 64K computers.
- Mix up to 5 character sizes in 4 colors all on one screen. A total of 10 sizes available from 8\*4 to 42\*24 or 32\*32 in vertical mode.
- Use up to 4 definable window screens of any size. Also includes horizontally scrolling (crawling) one line screens.
- Includes positive & negative screen dumps in 2 sizes for R/S, Epson & Gemini printers. (Please specify)
- Special Trace Delay can be used to debug programs one line at a time (even graphics).
- A special printer control can output characters to the screen & printer simultaneously.
- A must for all color computer owners. Once you try it you won't write another program without it.

### INCENTIVE SOFTWARE

(519) 681-0133

P.O. BOX 323  
 STATION B  
 LONDON ONTARIO  
 CANADA N6A 4W1

P.O. BOX 7281  
 PORT HURON  
 MICHIGAN 48301  
 U.S.A.

MINIMUM REQUIREMENT 16K BASIC  
 TAPE - 24.95 US or 29.95 CDN  
 DISK - 27.95 US or 32.95 CDN



Tape to Disk upgrade available for \$8US or \$10CDN. We pay postage within US & CANADA on orders over \$20, otherwise please add \$1. Other countries please add \$2. Charge orders please add \$1.

# For the serious student . . . . . . . from Preschool to College . . . .

- Ages 3-5
- Hand-eye coordination
- Colors
- Shapes
- Numbers
- Great graphics and music
- Reading readiness skills
- Capital letters
- Small letters
- Learn to associate letters and letter blends with the sounds they make
- Requires 32K ECB and joysticks



## PreReader



\$19.95 - Tape  
\$24.95 - Disk

## Silly Syntax

Tape - \$19.95  
Disk - \$24.95  
Disk with 62  
stories  
- \$49.95



- Grade 5 and up
- Ideal for classroom and home use
- Increase your vocabulary
- Sharpen your language arts skills
- Improve your reading and creative writing skills
- Can also be used as a party game or family fun
- Includes user guide program and 2 stories
- Requires 16K ECB

### Additional Silly Syntax story tapes available:

10 stories per tape - \$9.95 per tape

SS 001 - Fairy Tales  
SS 002 - Sing Along  
SS 003 - X-Rated  
SS 004 - Current Events  
SS 006 - Adventure/Science Fiction  
SS 007 - Potpourri



## STAT GRAF

\$24.95 - Tape  
\$29.95 - Disk

STATGRAF is a linear regression analysis program combined with a powerful but easy to use plotting/line graphing system. Designed for professional, technical, business, and educational use, among its many features are:

- Grade 10 and up
- Type titles and labels on the graph in any of three orientations
- Position titles and labels where they will not interfere with the graph
- Save data and *completed graphs* on disk or tape; display disk directory
- Transform data: logs, square root inverse, exponential, additive codes
- Calculate, display and plot residuals
- Powerful data editor: append, delete, insert, change
- Plot multiple data sets; symbols include 5 figures or *any text character*
- Calculate, display, and print regression statistics and tests of significance
- Superimpose frame, regression line, 95% confidence limits, grid
- Works easily with common machine language screen print programs (not supplied)
- Same program works with either tape or disk
- Requires 32K ECB

Dealer and author inquiries are always welcome. Canadian dealers should contact Kelly Software Distributors, Ltd., P.O. Box 11932, Edmonton, Alberta T5J-3L1, (403) 421-8003.

Disk software compatible with Radio Shack DOS only.

## SUGAR SOFTWARE

2153 Leah Lane  
Reynoldsburg, Ohio 43068  
(614) 861-0565

A complete catalog of other sweet Sugar Software products is available.

Add \$1.50 per tape for postage and handling. Ohioans add 5.5% sales tax. COD orders are welcome. CIS orders EMAIL to 70405, 1374. No refunds or exchanges.



## SPORTS STATISTICS PACKAGES

Statistics programs for the coach, team manager, or avid fan who wants to keep accurate team and opponent records. Menu-driven and easy to use. Put your team in the CoCo with Sugar Software's Sports Statistic Packages!



### Soccer will provide:

- Mid-season entry, update and additions
- Correct and review all stats in file
- Correction on all input screens
- Raw dump of data to the

printer — for the player, goalie, and opposing team's files

- Summary of the player, goalie, and opposing team's stats
- Track 20 individual player stats
- Summarizes 16 individual player stats
- Track 14 goalie stats
- Summarize 10 goalie stats
- Track 19 opposing team stats



### Baseball will provide:

- Mid-season entry, update and additions
- Correct and review all stats in file
- Correction on all input screens
- Raw dump of data to the

printer — for the player, pitcher, and opposing team's files

- Summary of the player, pitcher and opposing team's stats
- Track 21 individual player stats with 18 cum stats per player
- Track 15 individual pitcher stats with 11 cum totals per pitcher
- Compile total team summary of 16 separate stats
- Compile total pitching summary of 11 stats
- Track 15 opposing team stats with 14 cummed stats



### Football will provide:

- Mid-season entry, update and additions
- Correct and review all stats in file
- Correction on all input screens
- Raw dump of data to the

printer — for the player and opposing team's files

- Summary of the player and opposing team's stats
- Track 90 individual player stats
- Summarizes 63 individual cum stats per player
- Summarize 17 cum team stats
- Summarize 28 cum opposing team stats
- Team summaries of 87 stats
- Comparative summary printouts 63 stats for your team
- Comparative summary printouts 62 stats for opposing team
- Over 350 possible stats!



### Basketball will provide:

- Mid-season entry, update and additions
- Correct and review all stats in file
- Correction on all input screens
- Raw dump of data to the

printer — for the player and opposing team's files

- Summary of the player and opposing team's stats
- Track 22 individual player stats with 18 cum stats per player
- Summarizes 17 individual player team stats
- Compile opposing team summary of 19 separate stats

## SEMIGRAF Graphics Editor

- Graphics editor to create and modify your own pictures
- Pictures can be used as a title screen for a program
- Create a series of pictures to make a slide show
- Both Extended and non-Extended Basic versions on the same tape
- High Resolution
- Semigraphic modes 8, 12, and 24 (64 x 64, 64 x 96 and 64 x 128)
- 8 colors
- Combine text with graphics
- Auto-repeat and "magic" delete
- Requires 16K



Tape - \$19.95  
Disk - \$24.95

## Rental Property Income and Expense Management Package



Disk - \$34.95  
32K Required

- Keeps track of all your rental properties
- Provides instant screen or printer summary of all your properties
- Maintains and prints a detailed, itemized listing of each of 28 expense categories
- Gives you a schedule of the Accelerated Cost Recovery System depreciation allowed for each tax year for 3, 5, 10 and 15 year property

Dealer and author inquiries are always welcome. Canadian dealers should contact Kelly Software Distributors, Ltd., P.O. Box 11932, Edmonton, Alberta T5J-3L1, (403) 421-8003.

Disk software compatible with Radio Shack DOS only.

## SUGAR SOFTWARE

2153 Leah Lane  
Reynoldsburg, Ohio 43068  
(614) 861-0565

A complete catalog of other sweet Sugar Software products is available.

Add \$1.50 per tape for postage and handling. Ohioans add 5.5% sales tax. COD orders are welcome. CIS orders EMAIL to 70405, 1374. No refunds or exchanges.



1450 DATA" THE INSTRUCTIONS AL  
SO SAID TO"  
1460 DATA"VISUALIZE IN YOUR MIND  
A CHANNEL"  
1470 DATA"SELECTOR. LIKE ONE ON  
A TV SET."  
1480 DATA"CHANNELS 1 THROUGH 9.  
CHANNEL 1"  
1490 DATA"WAS FOR REGULAR RECEP  
TION. JUST"  
1500 DATA"TURN THE SELECTOR IN Y  
OUR MIND"  
1510 DATA"TO THIS CHANNEL FOR NO  
RMAL TIME."  
1520 DATA"THE OTHER CHANNELS WER  
E FOR"  
1530 DATA"ANYTHING YOU WANTED TO  
THINK"  
1540 DATA"ABOUT. FOR EXAMPLE, CH  
ANNEL 2"  
1550 DATA"COULD BE USED TO THINK  
ABOUT"  
1560 DATA"LAST NIGHT'S BALL GAME  
. CHANNEL"  
1570 DATA"3 FOR STUDYING HISTORY  
MATERIAL"  
1580 DATA"FOR YOUR NEXT TEST. CH  
ANNEL 4"  
1590 DATA"COULD BE ABOUT MAKING  
PLANS FOR"  
1600 DATA"NEXT WEEKEND. AND SO O  
N."  
1610 DATA" WHEN YOU CHANGED CH  
ANNELS,"  
1620 DATA"YOU BECOME IMMEDIATELY  
AWARE OF"  
1630 DATA"WHAT YOU HAD BEEN THIN  
KING ABOUT"  
1640 DATA"ON THAT CHANNEL. THE C  
OMPUTER"  
1650 DATA"PROGRAM HELPED THE BRA  
IN KEEP"  
1660 DATA"TRACK OF THE DIFFERENT  
TOPICS."  
1670 DATA"ONE HOUR UNDER ALTERED  
TIME WAS"  
1680 DATA"EQUAL TO TWO OR THREE  
HOURS OF"  
1690 DATA"NORMAL TIME. AND THAT'  
S FOR EACH"  
1700 DATA"CHANNEL!"  
1710 DATA" NOW, I AM NO GENIUS  
, BUT EVEN"  
1720 DATA"I COULD SEE WHAT I COU  
LD DO WITH"  
1730 DATA"THIS PROGRAM. THE FIRS  
T THING I"  
1740 DATA"DID WAS..."

1750 DATA" 'MR. WILSON? IT'S 1  
0AM. I"  
1760 DATA"WILL HOLD YOUR CALLS A  
S USUAL"  
1770 DATA"FOR THE NEXT TWO HOURS  
. IS THERE"  
1780 DATA"ANYTHING YOU WANT ME T  
O DO"  
1790 DATA"BESIDES THE WALTER'S A  
CCOUNT?"  
1800 DATA"WILSON PUT DOWN THE FI  
NANCIAL"  
1810 DATA"REPORTS AND PUSHED A K  
EY ON THE"  
1820 DATA"COMMANDER. 'YES. PLEAS  
E CALL A"  
1830 DATA"2PM MEETING WITH THE S  
ECTIONS'"  
1840 DATA"HEADS. IT WILL BE A ST  
RATEGY"  
1850 DATA"MEETING ON THE TAKEOVE  
R BID."  
1860 DATA"THANKS.'" "  
1870 DATA" WILSON LEANED BACK  
INTO THE"  
1880 DATA"PLUSH EXECUTIVE CHAIR.  
HE LOOKED"  
1890 DATA"OUT THROUGH THE FLOOR-  
TO-CEILING"  
1900 DATA"WINDOWS THAT MADE UP T  
HE ENTIRE"  
1910 DATA"NORTH WALL OF HIS LARG  
E OFFICE."  
1920 DATA"THE SAN GABRIEL MOUNTA  
INS HAD"  
1930 DATA"SNOW ON THEM. THEY LOO  
KED CLOSE"  
1940 DATA"BY IN THE CRISP JANUAR  
Y AIR."  
1950 DATA" HE REACHED OVER TO  
THE"  
1960 DATA"COMMAND MODULE ON HIS  
DESK AND"  
1970 DATA"PRESSED A BUTTON. A DR  
AWER SLID"  
1980 DATA"OPEN AND HE PICKED OUT  
AN"  
1990 DATA"EXPENSIVE HEADSET. AS  
HE PUT IT"  
2000 DATA"ON, HE WHISPERED, 'ONE  
AMAZING"  
2010 DATA"PROGRAM.'" "  
2020 DATA-1

*A Fanciful Menu of Flying Buffalo, Flagships and Feudal Lords*

## Fantasy Fare

By George Firedrake and Karl Albrecht

The play-by-mail game world has become very large and is expanding rapidly, so naturally it needs its own literature. We have just subscribed to *Flagship* and obtained all back issues. We enthusiastically recommend it.

Each issue of *Flagship* contains seven main sections:

— Professional Secrets are the feature articles, analyzing the games and holding forth on novel strategies and insights. Since not every reader will know the game, an introductory piece summarizes the rules in a separate box, so readers who do know it can get on to the main course without delay.

— Explorer's Findings are straightforward reviews, mostly of new and less-known games, as well as comparisons between different games to show the advantages and drawbacks of each.

— Ghost in the Machine is a workshop section, open to actual and would-be game designers to debate the tricks of the trade and tell you how to get started on your own game.

— The Spokesmen Speak is a column available to the PBM GameMasters to tell about their current plans for

new games and report on the progress of existing ones.

— The Mighty Pen contains readers' feedback, abuse, compliments and player advertisements in any PBM game.

— Travellers' Tales is reserved for game-based fiction. Expect a wide variety of game locales in coming issues.

— Galactic View surveys the hobby and tells you where to find each game.

We liked these comments by John Nicholson in "Ghost in the Machine," *Flagship* #1, Winter 1983

"Home computers have a good deal of potential not yet realized, in particular as game aids to make face-to-face play easier and faster. The computer can generate random dice rolls, create characters in role-playing games by interactive consultation with the player, and even be used to enhance book adventures. These adventures (e.g., the *Tunnels & Trolls* series) consist of a series of paragraphs with alternative actions leading to other paragraphs (If you attack the dragon turn to 346): If an uninvolved friend can be persuaded to enter the paragraphs into your cassettes, you can write a very simple program to run the adventure for you without the need to keep flipping through the book and avert your eyes from the 'wrong' paragraphs.

"More familiar home computer games are mostly arcade-type 'action' games or adventure games which usually are essentially puzzles: once you crack the puzzle the game has little further interest. A more interesting possibility is the 'intelligent' program which changes its strategy to meet yours, like the latest chess programs, but this is difficult to achieve on a standard home computer.

"The need which PBM games can fill is for relatively complex games which do not become stale with repeated play — and the best way to guarantee this

### ROLE PLAYING GAMES

Millions of people play role playing games. A role playing game is a game in which one or more players create and play characters (adventurers) who live their imaginary lives in a specially made game world. The game world is created, managed and operated by a Game Master (GM), referee, or dungeon master (DM).

Most people who play role playing games use a formal rule system. Some of the best known are shown below.

*Bushido*. Fantasy Games Unlimited. P.O. Box 182, Roslyn, NY 11576.

*Champions*. Hero Games, 92A 21st Avenue, San Mateo, CA 94402.

*Dungeons & Dragons (D&D)*. TSR, P.O. Box 756, Lake Geneva, WI 53147.

*RunesQuest (RQ)*. Avalon Hill, 4517 Harford Road, Baltimore, MD 21214.

*Star Trek*. FASA, P.O. Box 6930, Chicago, IL 60680.

*Tunnels & Trolls (T&T)*. Blade, P.O. Box 1467, Scottsdale, AZ 85252.

is to have a large number of those unpredictable opponents, human beings! The remote GM looks after the boring administration and mundane details, letting the players get on with the fun of planning and plotting.

"Why have computer-moderation, though? Because this enables the postal GM to offer a depth of play which would otherwise be impossible: numerous players, moving simultaneously, choosing from a huge range of options each turn, processed in a matter of minutes, with faultless adjudication every turn."

*Flagship* is published four times a year. The editor is Dr. Nicholas Palmer, 7 Delahey House, 15 Chelsea Embankment, London SW3 3LA, England; U.S.A. agent is Flying Buffalo, Inc., P.O. Box 1467, Scottsdale, AZ 85252-1467. Subscription: \$11/year (four issues).

If you are tired, as we are, of yet another Adventure game, just like all the other Adventure games, and want to move up, try these!

### Greetings from the Lord of CairLeon

We signed up for *Feudal Lords*. We play the role of the Lord of CairLeon on the west coast of Britain. There are five other human players in the game, including two from Canada and one from New Zealand. The other 40 fiefs are controlled by the computer.

We begin in the year 801, as follows:

Market Price for Food: Sell 10, Buy 11

#### Lord's Rank: Baron Leadership 2

Gold	1400	Tax rate	20	Lumber mills	0
Food	1400	Markets	0	Fishing fleets	0
Knights	200	Cattle	0	Mines: Stone	0
Peasants	800	Ships	0	Metal	0
Townsmen	200	Agric. bonus	0	Gold	0
Castle	10	Champion	3	Gem	0

We are in a slow game, one turn a month. We must manage our fief, hopefully making it grow and become strong. We will try for alliances with other players, probably the Lords of Denbigh (northwest coast of Britain) and Dorchester (south coast). These are controlled by the New Zealander and a Canadian.

Each turn is one game year. We can send up to 12 orders selected from a list of 31 possible orders. Here are some examples.

- Change tax rate.
- Train knights (to train one knight costs 20 gold and one food unit).
- Lead army on campaign (there are several types).
- Buy food at market.
- Sell food at market.
- Spy on another fief (costs 100 gold per spy).
- Build a ship (400 gold), market place (300 gold), fishing village (300 gold), or lumber mill (100 gold).

This is an excellent multi-player Simulation game, requiring much careful analysis, record keeping, diplomacy, contingency planning, resource management, etc. Here are some excerpts from a review by Nicky Palmer, editor of *Flagship*.

"*Feudal Lords* is a surprising game in two ways.

The first is that it provides an impressively precise and apparently well-researched picture of the problems of running a medieval English fiefdom. The second is that its simple and compact exterior conceals considerable strategic and tactical subtlety.

"After two years of reviewing war games which put London south of the Thames and turned Redhill into Red Hill (famous for its Russian moles?), I approached *Feudal Lords* with some skepticism, rather expecting feudalism to be modeled on the movie of *Camelot*. Not a bit of it. True, the scenario postulates an England of 800 A.D. after the death of the possibly mythical King Arthur, and there is in fact a Camelot fief, but both geography and feudal simulation seem to have been drawn up with meticulous care: even Camelot is placed where the real Arthur is said to have had his mini-kingdom, between Wessex and Salisbury. Only one fief (Durham) seems misplaced.

"More important for most game players is that the design neatly slots together military campaigning with the demands of managing the feudal fief, an interesting mixture of a rural barter system with an urban cash economy. The 12-order limit, which I originally felt to be a crude device to help the moderator process more turns per hour and make bigger profit, turns out to enhance the game; it gives you conflicting priorities over which to agonize, and a real sense that you are the feudal lord, with only a certain time available to do your tasks, and no competent administrative staff to do them for you."

For more information on *Feudal Lords*, write to either of the following: Flying Buffalo, Inc., P.O. Box 1467, Scottsdale, AZ 85252-1467, or Graaf Simulations, 27530 Harper, St. Clair Shores, MI 48081.

### Further Adventures of Aloysious Anonymous

Last time, you may recall, Aloysious took an unexpected (and unwanted) swim in the fast-flowing creek. Fortunately, he was deposited on the far side, a little watersoaked, bruised and exhausted.

**FIRST AID** Success percentage: 45%

Aloysious surveys his battered body and applies first aid. He has a 45 percent chance that his self-healing will allow him to immediately continue on his journey.

Success: Roll 45 or less on the percentile dice.

Feeling much better!

Failure: Roll 46 or more on the percentile dice.

Better rest some more.

The roll is nine. Although in some pain, Aloysious can continue. His bruises and abrasions seem minor; they will be completely healed in two game weeks.

**CLIMB** Success percentage: 55%

Aloysious has a better than even chance of climbing a tree, a wall into a second story window (useful for thieves), or a mountain. We recommend that, at a 55 percent success level, perhaps he should refrain from scaling mountains or even walls leading to third story windows.



Success: Roll 55 or less on the percentile dice.  
He surmounts the obstacle.  
Failure: Roll 56 or more on the percentile dice.  
Let's hope the fall was not from a great height!

Having survived his close encounter with the creek, Aloysious surveys his surroundings. He is on a narrow beach between the creek and a steep embankment.

Well, he *knows* about the creek and wants no more of that, so he tries to climb the embankment. The roll is 51. He made it. He looks down into the rushing waters and kicks a little dirt into the creek. "Take that, you creepy creek!"

**THROW** Success percentage: 45%

It is not whether Aloysious can throw a rock (or whatever), but whether he can hit something when he throws. He can throw a medium-sized rock a medium distance and hit a medium target almost half the time.

Medium target? How about a wolf trying to get at the sheep? Medium range? About 10 meters. Medium-sized rock? The one that feels comfortable in *his* hand, not in *your* hand. Throw rocks, drive off wolf, save sheep!

Success: Roll 45 or less on the percentile dice.  
He hit the wolf!  
Failure: Roll 46 or more on the percentile dice.  
He missed the wolf — try again.

Before moving on, Aloysious amuses himself by throwing rocks at a tree on the other side of the creek.

First throw: 72 — A miss  
Second throw: 46 — A miss  
Third throw: 18 — A hit  
Fourth throw: 64 — A miss  
Fifth throw: 45 — A hit

A little disgruntled with only two out of five, Aloysious moves on. (Continued next time.)

### Heroic Fantasy

We know at least one RAINBOW reader is playing *Heroic Fantasy*. Here is an excerpt from a letter from David W. Johnson of Gainesville, Fla.

"I have started playing *Heroic Fantasy*. My party is composed of the following characters:

Albrecht	male elf
Elfonso Ni	male elf
Bit	male hobbit
Cheripop	female human
Hobnobber	female hobbit
Rudim	male orge
Magiuscula	female hobbit
Tui	male goblin
Whisker	male leprechaun

## Nexus presents New Keys to Creativity!

### CHROMA-SKETCH The Picture Program Writer

CHROMA-SKETCH has an option that writes a BASIC program as you draw point and after its lines come in 88 colors and shades (22 in each of 3 directions). Save programs in 500 or tape to increase your picture from BASIC at any time, or store the screen in a binary image.

Draw letters, symbols, stars, circles, lines and boxes. Drawing aids include rulers for full-screen coordinate cursor and "graph-paper" grid. Automatic preview and undo commands available in 544. Help key gives command and status display. If the program writer is enabled, you can return to any previous stage of your picture!

Draw complex shapes with CHROMA-SKETCH will rotate, mirror, reduce or enlarge them at any position in any color to portrait. Save the shape definition to 500 or tape for use in BASIC programs. Paint in any dot pattern including checks, cross-hatchwork or vertical or slanted to others you define yourself. Draw across or behind lines. Overlay color systems for translucent effects.

CHROMA-SKETCH can be used with any combination of joystick devices including Touch-Pad in Color Mouse. If you prefer, you can use the fast, auto-repeat cursor keys to move diagonally, horizontally or vertically. The fast, compact graphics programs you can write using CHROMA-SKETCH are yours to store or use in any way you wish. These BASIC programs may be used for games, graphics, education, education software or on-screen aids.

Requires 32K Extended BASIC. Supports dot or coarse systems, all ROM versions, all graphic modes.

CHROMA-SKETCH  
\$29.95 cassette  
\$34.95 disk

### The WIZARD For Telewriter-64<sup>™</sup>

I recommend WIZARD for Telewriter-64 users who want to do something new for their hard-working word processor.

It can stand on the other side of the mountain where the eyes are big enough to see "brilliant" ideas in another CoCo world!  
Charles Sargent  
Houston, Tex. 84

The presently programmed characters of the WIZARD font have been designed and approved out of five members of the font. You get the most attractive font. The advantage of the font is that it is available. The simple modification of Telewriter-64 font by WIZARD causes no change in the operation of the word processor in the amount of buffer space. The new choice is permanently stored in the font in a backup copy of Telewriter-64 or to quickly install the font you'll have to load an unmodified copy of Telewriter-64.

The set of the history are useful for locating the content of the end of lines and between lines, and for clearing space between paragraphs. They are essential for the complex on-screen formatting that tables or parts often involve, as well as for keeping track of carriage returns in program code.

WIZARD will run in any CoCo 16-64K disk or cassette. The WIZARD font does not alter the characters provided by your printer.

Details of how the new font is added to Telewriter-64 may be requested when you order WIZARD. Previous purchasers may request this information if they include their WIZARD and a SAGE.

WIZARD  
\$18.95 cassette  
\$21.95 disk

**MONEY BACK GUARANTEE** If not completely satisfied, you may return the material within 30 days for a prompt refund. Specify the program and media desired. Programs supplied on disk and cassette are identical in all respects. Send check or money order. Personal checks — no okay. Next day shipping in most cases.

NEXUS  
P.O. Box 6502  
Midland, TX 79708

For additional information, call 1-1575-1700.  
Write to a catalog dealer nearest you, welcome.

COO add \$5.00

## E.T.T. Electronic Typing Teacher by CHERRYSoft

Learning to type the right way can save you hours of tedious work when entering programs into your CoCo, and this is just what ETT was designed to do. Devote a little time every day practicing with ETT and before you know it you will be typing with confidence. Entering those programs will no longer be the chore it used to be.

ETT's video keyboard lets you practice with all the keys labeled, all the keys blank or only the "home" keys labeled. The visual cues guide you while you learn to type without watching your fingers. ETT shows your accuracy, response time, and words per minute. You will quickly see that you are improving with practice.

With the sentences provided by ETT learning to type can be fun. Over 1000 variations chosen because they include every letter in the alphabet. You can also create your own practice sets. This outstanding program was written by a certified teacher and professional programmer and comes with a ten page student manual-study guide. Requires 16K Extended Basic.

Cassette **\$24<sup>95</sup>** FREE SHIPPING

ETT is being used in schools throughout the U.S.  
See ETT at your favorite dealer or order direct.  
DEALER INQUIRES INVITED

CoCo  
Warehouse

Where Shopping By Mail is "USER FRIENDLY"  
500 N. DOBSON - WESTLAND, MI 48185  
Phone (313) 722-7957

"I'm in a one-turn-a-month game (#HF-157). On my first turn I left the magic-users in the entrance room to prepare spells while the fighters went east."

If you want to play, first get the rules. Send \$1 to Flying Buffalo, Inc., P.O. Box 1467, Scottsdale, AZ 85252-1467. Be sure to tell them the name of the game you want. If you are a beginner, we suggest you play a slow game. Make one turn a month.

RAINBOW readers: Would you like a game of *Heroic Fantasy* populated *only* by RAINBOW readers? Rick Loomis, the father of PBM games, would do this for us. Just tell him you want to be in the RAINBOW game. Make one turn a month.

### Time Passes, and Things Change

Once upon a time, a courageous person named Lonnie, who wished to give and receive, started a tiny newsletter. Audaciously, he called it THE RAINBOW. His first issue [reprinted elsewhere in this issue] was four pages and went to perhaps as many as 20 people.

One day, a dragon, called sometimes Bob Albrecht and sometimes George Firedrake and sometimes by other names, called Lonnie and said, "May I write for you?"

Lonnie said, "Why not?" Thus was born "GameMaster's Apprentice" in the spirit of THE RAINBOW as it was then, a wondrous periodical by beginners for beginners. The first "GameMaster's Apprentice" appeared in the September 1982 issue.

Sadly and reluctantly, we see the need to move on. We

will soon bid you farewell. We thank Lonnie and all the people at THE RAINBOW for this opportunity to share ideas with you, CoCo community. Our next "GameMaster's Apprentice" will be a gala event — our last episode for a wonderful magazine, THE RAINBOW.

### DragonSmoke

We will continue with our own newsletter, which began in the same way as THE RAINBOW. Our first issue (January 1985) consisted of two pages run off on our Canon PC copy machine. *DragonSmoke* is growing as did RAINBOW. Our February issue had eight pages; March, 16 pages; April, 20 pages. It grows slowly.

THE RAINBOW grew and grew and became the number one magazine for the CoCo community, with dozens and dozens of advertisers and almost everything a CoCo user could possibly want. THE RAINBOW covers the world for CoCo users, from beginner to expert.

*DragonSmoke* will remain small and cuddly. It will not take ads. It does not compete with magazines like THE RAINBOW. It is for beginners. It explores computers for beginners, role-playing games, play-by-mail games, encourages new ways to learn and points CoCo users back to RAINBOW.

Here are some ways to sample *DragonSmoke*:

- Send \$1 and we will send you the first four issues: January 1985 (two pages), February 1985 (eight pages), March 1985 (16 pages) and April 1985 (20 pages).
- Or, send \$1 and tell us you want the most recent issue.

Our address is P.O. Box 7627, Menlo Park, CA 94026. As Laran Stardrake might say, "Use well the tool in your hand, but always try new tools."


## STOCK & FUND INVESTING with the TRS-80\* COLOR COMPUTER USE FUNDGRAF AND FUNDFILE

FUNDGRAF is a stock market analysis program that not only graphs and analyzes funds or stocks, but also makes decisions on when to BUY and SELL. Improve market timing using your COCO.

GRAPHS fund's progress (up to 200 weeks). SUPERIMPOSES for comparison: a line of constant percent growth or a graph of any other fund (or stock).

CALCULATES over any time span: the percent price change and the moving average (any span). INDICATES BUY and SELL signals. FUNDGRAF requires 16 K ECB min.

16/32 K Tape ..... \$49.95  
16/32 K 5 in. Disk ..... \$69.95  
ADD \$2 handling on all orders.



FUNDFILE is a portfolio and account management program for securities. Manage single or multiple portfolios of stocks, mutual funds, bonds, money market funds, etc. FUNDFILE allows easy maintenance of all your records for accurate portfolio evaluation. NEW 32 K VERSION of FUNDFILE summarizes all transactions (dividends, interest, purchases and sales) between any two dates of your choice—weekly, yearly, etc. Categorizes interest and dividends paid as to tax liability (tax free, etc.) and capital gains as long or short term. Great for tax reports.

FUNDFILE REQUIRES 16 K ECB min. and 80-COL. PRINTER.  
5-in. Diskette only for 16 K ECB ..... \$27.95  
5-in. Diskette only for 32 K ECB ..... \$37.95  
ADD \$2 handling on all orders.



Write for free brochure for details. Dealer inquiries invited.

PARSONS SOFTWARE, DEPT. G  
118 WOODSHIRE DRIVE  
PARKERSBURG, WV 26101

### One-Liner Contest Winner . . .

*Mini Wash* is a very small disk utility program that lets you COPY, RENAME and KILL files en masse.

#### The listing:

```
1 CLS:PRINT"MINI WASH":INPUT"(C)
OP, (R) ENAME, (K) ILL";D$:LINEINPU
T"NAME/EXT:DR ";N$:LINEINPUT"(R)
OR (C),TYPE NEW NAME/EXT:DR ELS
E ENTER ";A$:IFD$="C"THENCOPYN$T
OAS:RUNELSEIFD$="R"THENRENAMEN$T
OAS:RUNELSEIFD$="K"THENKILLN$:RU
NELSERUN
```

Shayne Cameron  
Salmon Arm, British Columbia

(For this winning one-liner contest entry, the author has been sent copies of both *The Rainbow Book Of Simulations* and its companion *Rainbow Simulations Tape*.)

# DYNACALC®

CoCo's Best & Fastest Spreadsheet System

**ACCLAIMED BY THE EXPERTS**

*"DYNACALC is my choice for a CoCo spreadsheet."*

*Dan Downard, RAINBOW, September, 1984.*

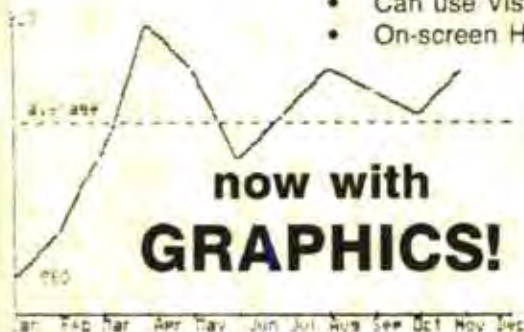
*"Eat your heart out, Lotus 1-2-3!"*

*Scott Norman, HOT CoCo, October, 1984.*

**Built-in Features:**

- 51 x 24 Display with Lower Case
- Super-fast Smart Screen Refresh
- Auto-Repeat Keyboard Driver
- Keysaver (TM) repeats last command x times
- Disk Operating System (works just like ROM DOS)
- Easy communication with BASIC/DOS programs
- Two-way communications with PRO-COLOR-FILE ★ Enhanced ★
- Outputs to ASCII Word Processors like Telewriter-64
- Fast 16-Digit Arithmetic with Scientific Functions
- Summation, Mean, and Standard Deviation Functions
- Logical Functions with String & Numeric Comparison
- String locate command to navigate large worksheets
- Sort full or partial worksheet by columns or rows
- Line, Bar, Hi/Lo/Close, Circle Graphs
- Full Graphics captioning and overlay facility
- Graphics Drivers for all popular Printers
- Joystick/Mouse Driver for Cursor Movement
- Works with any ROM versions, even JDOS
- 33k Available Worksheet Space
- Up to 256 Columns or 256 Rows
- Can use VisiCalc worksheets & training materials
- On-screen Help Messages

**NOW  
ONLY  
\$99<sup>95</sup>**



now with  
**GRAPHICS!**

**FOR 64K DISK SYSTEMS**

available from

**COMPUTER SYSTEMS CENTER**

42 Four Seasons Center #122  
Chesterfield, MO 63017 USA  
(314) 576-5020

10 to 6 Mon.-Fri.

or your local DYNACALC dealer

Price US\$99.95

Outside North America add \$10 postage

DYNACALC Reg. U. S. Pat. Off.

Lotus and 1-2-3 are trademarks of Lotus Development Corp.

PRO-COLOR-FILE is a trademark of Derringer Software

Telewriter-64 is a trademark of Cognitech

VisiCalc is a trademark of VisiCorp.

CANADA-CDN \$129.95  
DATAMAN INTERNATIONAL  
420 FERGUSON AVE. N.  
HAMILTON, ONT. L8L 4Y9  
(416) 529-1319



AUSTRALIA  
PARIS RADIO  
161 BUNNERONG RD.  
KINGSFORD 2032 NSW  
(612) 344-9111

# Computer Island Educational Software

PROGRAM TITLE	GRADES	MEMORY	PRICE	PROGRAM TITLE	GRADES	MEMORY	PRICE
<b>PRESCHOOL</b>				<b>MATH</b>			
Preschool I - counting	Pre-K	16K-Ext.	11.95	Dollars & Sense	2-4	16K-Ext.	14.95
Preschool II - adding	Pre-K	16K-Ext.	11.95	McCoco's Menu	3-5	16K-Ext.	14.95
Preschool III - alphabet	Pre-K	16K-Ext.	11.95	Moneypak	2-5	32K-Ext.	24.95
Music Marvel-play songs	Pre-K,1	16K-Ext.	11.95	Graph Tutor	3-7	32K-Ext.	19.95
Arrow Games - 6 games	Pre-K,1	32K-Ext.	21.95	Graph-II	7-up	16K-Ext.	14.95
First Games - 6 games	Pre-K,1	32K-Ext.	24.95	Math Invaders	1-8	16K-Ext.	17.95
Mr. Coccohead-facemaker	K-3	16K-Ext.	16.95	Mathquiz - 4 operations	2-5	32K-Ext.	19.95
Bentley Bear	Pre-K	32K-Disk	29.95	Addition & Subtraction	2-3	16K	11.95
<b>LANGUAGE ARTS</b>				<b>Skill Tutor Series</b>			
Beyond Words 1-3 parts	3-5	32K-Ext.	19.95	Division Tutor	3-7	16K-Ext.	14.95
Beyond Words 2-3 parts	6-8	32K-Ext.	19.95	Multiplication Tutor	3-7	16K-Ext.	14.95
Beyond Words 3-3 parts	9-12	32K-Ext.	19.95	Factors Tutor	5-8	16K-Ext.	19.95
Vocabulary 1-1000 words	3-5	32K-Ext.	19.95	Fractions Tutors (3 programs)			
Vocabulary 2-1000 words	6-8	32K-Ext.	19.95	addition, subtraction & multiplication	4-8	16K-Ext.	19.95
Vocabulary 3-1000 words	9-12	32K-Ext.	19.95	Trigonometry	8-10	32K-Ext.	24.95
Context Clues	4,5,6, or 7	16K-Ext.	17.95	Equations Linear	7-9	32K-Ext.	19.95
Cocojot - jotto game	3-up	16K	11.95	Equations Quadratic	8-11	32K-Ext.	19.95
Reading Aids - 4 parts	2-4	16K-Ext.	19.95	Arith. Diagnostic Disk	3-8	32K-disk	49.95
King Author - writing tool	2-6	16/32 Ext	29.95	Fraction Diagnostic Disk	4-9	32K-disk	49.95
Cocowheel of Fortune	4-up	32K-tape*	19.95	<b>Verbal Problems Series</b>			
<b>FOREIGN LANGUAGES</b>				Distance Problems	5-8	32K-Ext.	19.95
French Baseball-200wds.	4-up	16K-Ext.	11.95	Area & Perimeter	6-8	32K-Ext.	19.95
French Baseball-500wds.	4-up	32K-Ext.	19.95	Pizza Game	3-5	32K-Ext.	19.95
Spanish Baseball-200wds	4-up	16K-Ext.	11.95	Sales & Bargains	6-8	32K-Ext.	19.95
Spanish Baseball-500wds	4-up	32K-Ext.	19.95	<b>SOCIAL STUDIES</b>			
Italian Baseball-200wds.	4-up	16K-Ext.	11.95	Know Your States	5-up	32K-Ext.	19.95
Hebrew Alphabet	beginners	16K-Ext.	11.95	History Game	5-up	32K-Ext.	14.95
Hebrew Utility	drawing utility	16K-Ext.	15.95	States & Capitals	5-up	32K-Ext.	19.95
<b>CRITICAL THINKING PROBLEMS</b>				Explorers & Settlers	4-up	32K-Ext.	19.95
Factory by Sunburst	4-up	32K-disk	39.95	Famous American Women	6-up	32K-Ext.	19.95
Pond by Sunburst	2-up	32K-disk	39.95	Street Map Game	3-5	32K-Ext.	19.95
Teasers by Tobbs-Sunb.	4-up	32K-disk	39.95	<b>MISCELLANEOUS</b>			
Inner City - simulation	7-up	32K-disk	49.95	Name That Song 1,2 or 3	2-up	16K-Ext.	11.95
Find The Math Sequence	4-up	32K-Ext.	19.95	Circus Adventure	1-3	16K	11.95
Stranded-graphic advent.	4-up	32K-disk	24.95	Schoolmaze Adventure	1-4	16K	11.95
<b>TEACHER/STUDENT AIDS</b>				Treasure Hunt - joystick	1-5	16K-tape*	19.95
Colorgrade - gradebook	Adult	32K-disk	29.95	Picnic - 2 arcade games	3-up	16K-Ext.	11.95
Quizmaker - write quizzes	5-up	32K-Ext.	24.95	Music Drill	3-up	16K-Ext.	19.95
ETT typing tutor (ColorMaster)	4-up	16K-Ext.	21.95	Science Game	8-up	32K-disk	29.95
The Puzzler (ColorConnections)	4-up	32K-disk	23.95	Computer Literacy	6-up	32K-Ext.	19.95
				5 Educational Programs with Lightpen	1-2	32K-disk	44.95



tape\* - indicates available on tape only, add \$5.00 for any program on disk.

# The Educational Answers

## LIGHTPEN PROGRAMS

Grades 1-2, SPECIAL EDUCATION

## LIGHTPEN PROGRAMS

Grades 3-6, SPECIAL EDUCATION

32K E.B. \$44.95 Each,  
INCLUDING LIGHTPEN

Five menu driven educational programs on each disk designed for early elementary or upper elementary students, or as an alternative for those children who have difficulty using the keyboard. Grade appropriate material on each disk covering reading readiness and math for early grades, and math, social studies and sciences for the upper grades. Hi-res graphics and text combined on the screen. Light pen included.

## LIGHT PEN

A top quality pen plus a first-class program.  
The best value per package available.



Introducing a NEW program for the Troahn Light Pen.  
This new ADVANCED program includes the following graphics facilities:

- Draw Box
- Draw Circle
- Draw Line
- Draw Picture
- Colour Fill Designated Areas
- Save and load pictures to and from tape

All in Hi-Res Screen in any of four colours.  
The following functions are for use on the Text Screen:

- Data entry and processing
- Menu selection and control
- Games playing — the fascinating game of NIM included on cassette

This is a first-class program which gives hints and tips on how to write programs for the pen, ideal for many educational uses.

\$21.95



## The Factory: FROM SIMULIST Strategies in Problem Solving

Grades 4-adult. Winner 1983 Learning Software Award. Recommended in Classroom Computer Learning, Courseware Report Card and Electronic Learning. Unique three-level program challenges students to create geometric "products" on a simulated machine assembly line which the student designs.

Diskette for 32K TRS-80 Color Computer with Extended Color BASIC \$39.95

## The Pond: FROM SIMULIST Strategies in Problem Solving

Grades 2-adult. Winner 1983 Learning Software Award. Recommended in Classroom Computer Learning. A small green frog, lost in a pond of lily pads, helps students recognize and articulate patterns, generalize from raw data and think logically.

Diskette for 32K TRS-80 Color Computer with Extended Color BASIC \$39.95

## STRANDED 32K EB \$24.95 DISK ONLY

A fully graphic adventure in which you are an astronaut stranded on the moon. Your space ship cannot be repaired and you must get back to earth. Inventory displayed on screen at all times. Save and reload at any time. Map included, if you wish to use it. An entertaining way to improve critical thinking.

## BENTLY BEAR'S LETTERS, NUMBERS AND SHAPES

32K E.B. \$29.95 Disk

An excellent preschool program on disk that reinforces the learning of letters, numbers, and shapes. Correct responses are rewarded by a hi-res Bently Bear. Musical accompaniment in 4 part harmony. Delightful learning for the young child. Beautiful graphics and sound.



## STREET MAP GAME 32K E.B. \$19.95 Tape \$24.95 Disk

Hi-res screen and graphics portray a typical section of a street map. This one shows people's homes, the school, the park, the post office, etc. Questions are asked on how to get from one place to another and the footsteps are shown after response. A fun way to improve map skills.

## BINARY DICE GAME 32K E.B. \$19.95 Cassette \$24.95 Disk

Learn to work with binary numbers. Makes the binary system clear and understandable. Two levels. Learn to convert from binary to regular numbers. A great enhancement to any computer literacy program for groups or individuals. Set of binary dice included.

## COCO WHEEL OF FORTUNE 32K EB \$19.95 TAPE ONLY

Hi-res graphics and screen in this version of the popular TV show. One or two players. Spin the wheel for points and guess a letter to solve the puzzle. Over 225 puzzles. Have fun while strengthening language arts skills.



Dealers inquiries invited.



All payment in U.S. funds.

(718) 948-2748

Dept. R 227 Hampton Green, Staten Island, N.Y. 10312

Send for catalog with complete descriptions.

Please add \$1.00 per order for postage. N.Y. residents, please add proper tax. FREE set of BINARY DICE, including full directions, with orders of 2 or more items. Authors: We are seeking quality children's software for leisure or learning. Write for details. Top Royalties.

TRS-80 Color Computer, TDPSystem 100.

*This program allows you to use machine language without an editor/assembler*

---

# Machine Code Loader

---

By Dennis H. Weide

---

**M**achine language programs add many features to the 80C that can only be found on more expensive machines. The advantage of these ML programs is that you can have them free. Many magazines print programs in machine language you might want to try.

I have not had the time to sit down and master machine language, assembly language and editor/assemblers, so I wrote a program that allows me to enter an ML listing without an editor/assembler. The program has three sections: one to load the ML listing, one to load a string table and one to print contents of memory.

#### **A Little about ML Listings**

First, you will need to understand a little about ML program listings. I am not an expert on machine language and some of my terms may be wrong, but

---

*(Dennis Weide has been employed by AT&T Communications for 16 years where he programs microcomputers. He teaches computer programming as a hobby to promote use of home computers.)*

the procedures explained here are valid and have worked for all the listings I have tried. It isn't very hard once you have been through a few lines.

As an example, let's look at Richard Smrcina's *Error Message* program for non-disk users in the January 1984 edition of RAINBOW (Page 169). This is a neat program for printing error messages on the screen.

I won't go into ML programming, but I will tell you a little about how the program listing is laid out. While not all listings follow this format, most of them do and can be loaded using the method described here.

#### **Let's Look at an ML Listing**

If you look at the ML listing for error messages, you will notice it contains three major sections. The first section consists of lines 10 to 320; this is the program listing. The four numbers in the left column are the addresses you will be loading. The next two to eight numbers are the opcode and data that will be loaded.

The second section of the program, lines 340 to 850, is the string table. You can tell this is a string table by the

heading at Line 330 and the FCC mnemonic for Form Constant Byte or simply a string. The error messages are the strings in the table and they are listed on the right side of the listing. Notice the line following each error message is labeled as FCB or FDB. This marks the end of this string.

The third section of the listing is also a table, however, this is an address table. This section will be loaded the same as the first section. Lines 1130 and 1140 are a string so you must use the string table section of *Codelode* to load these two lines.

The column of numbers just left of center starting with 0010, 0020, etc., is the program line numbers and used for the listing only. Unlike BASIC, ML programs do not need line numbers. They are used only for the programmer's convenience. This column of numbers will be ignored when entering the ML program.

Each address will store a two-character hexadecimal number. Notice that most of the Hex numbers in the data column are longer than two characters. These numbers represent the data in several consecutive addresses. To make things a little clearer, let's look at Line 0060.

```
Line 0060    7DF8 30 8D 0004
```

The actual value at address 7DF8 is 30. For a better explanation, look at the following chart.

Address	Data
7DF8	30
7DF9	8D
7DFA	00
7DFB	04

As you can see, the data listed in the data column is actually the data in four consecutive addresses. The rest of the columns contain programmer comments similar in function to BASIC REMs and the ML opcodes which are similar to the tokens for BASIC statements. You only need to know the information contained in columns up to the line numbers. See how easy it's going to be?

### How the Code Loder Works

When you enter data, *Codelode* calculates the number of addresses to be loaded and breaks the data down so it can be loaded into the proper address. It's as simple as that. You do not need to do anything but enter the address you wish to load and the data following it; the BASIC program does the rest.

### Now Give It a Try

I have included a sample run of *Codelode* using Mr. Smrcina's *Error Message* program mentioned earlier. You can refer to it as I discuss how to use *Codelode*.

First LOAD and RUN the *Codelode* program. When the menu is displayed, enter '1' to start loading the assembly language listing. You will be asked for the offset value. This is the amount of

---

***"When you enter data, Codelode calculates the number of addresses to be loaded and breaks the data down so it can be loaded into the proper address. It's as simple as that."***

---

offset from the address listed in the program. Enter this number in decimal.

Normally, you will load the ML program as it is listed, but if you want to relocate it to another address, enter the difference between the address listed in the program listing and the start address where you want to relocate it. In my sample run, I entered zero so the program will be loaded at the address listed.

If the new address is lower than the start address of the program listing, enter the offset as a negative number. If you wish to enter it as a hexadecimal number, precede the number with &H (Color BASIC's symbol for hexadecimal numbers). Color BASIC users can try this:

```
POKE 25,30:POKE26,1:NEW
```

to clear four graphics pages the same as Extended Color BASIC. Many of the ML programs available are written to fit in these four pages.

After entering the offset address, enter the first address you wish to load. In the program we have chosen as an example, you would type 7df8 and ENTER. The program accepts the addresses and data in a hexadecimal format without &H.

After entering the address, you are ready to input the data. In our example, you would type 308D0004 and ENTER. You will load the first four consecutive addresses with the data entered. The program will respond with the address

you entered in decimal format for reference, read each address that was loaded and display it along with its contents. If for any reason you make an error, reenter the bad address and data or the entire line.

At Line 320, you would enter 7E2F for the address and 39 for the data. Since the next section is the start of the table, enter 'M' for the next address. This will return to the main menu.

To enter this table (remember, it is a string table) enter '2' when the menu appears. The first address of this table is 7E30 so enter this when requested, then enter the data (i.e., NEXT WITHOUT FDR) as a string. You must then enter the code following the string. For this string, enter 0D00. The BASIC program will load this value into the proper address and prompt you for the next string address and string to load. Continue this until you have loaded the last address in this table, then enter 'M' for the next address to return to the program menu.

The second table starts at address 7FC5. This table will be entered the same as the first part of the listing except for the last entry. Since this is a string, you must use the string table section of *Codelode*. After loading address 7FF7, enter 'M' for the address to return to the main menu, then enter '2' and load the last string.

### Load a Little Faster

You will soon see that you can load much faster if you don't press ENTER at the end of the data to be loaded. You can continue down the data column until you have typed up to 255 characters if you wish. Only enter the address to be loaded when asked to do so — a program like this one can be loaded in 15 minutes or less.

### And Finally

If your program doesn't work, you can get a printout of memory contents by using Option 3 of the main menu. Compare your program with the one listed. If you find an error, use *Codelode* to correct it. You can enter a single address and data or you can enter an entire line. Watch the listing for 8s and B's. These look quite similar in most listings and it is easy to confuse them.

Now you can sit down and load some of those fine machine language programs and give your 80C some real class!

(Should you have any questions about this program, Dennis may be reached at 14201 Marquette N.E., Albuquerque, NM 87123, phone (505) 293-5228.)

The listing: CODELODE

3100 .....99  
5400 .....85  
7305 .....17  
END .....54

```
10000 '
11000 ' MACHINE CODE LOADER
12000 ' BY DENNIS WEIDE (C)198
2
13000 '
14000 CLS
15000 C$="&H"
16000 PRINTSTRING$(32,"=");
17000 PRINTTAB(10)"PROGRAM MENU"
18000 PRINTSTRING$(32,"=")
19000 PRINTTAB(5)"1. ENTER LISTIN
G"
20000 PRINTTAB(5)"2. ENTER STRING
TABLE"
21000 PRINTTAB(5)"3. PRINT MEMORY
"
22000 PRINTTAB(5)"4. END PROGRAM"
23000 PRINT
24000 PRINTTAB(3)"ENTER ONE OF TH
E ABOVE";
25000 INPUT OA
26000 ON OA GOTO 27000,56000,77000,9
4000
27000 CLS
28000 LINE INPUT"ENTER OFFSET VAL
UE (DEC) ";OV$
29000 PRINT
30000 OV=VAL(OV$)
31000 LINE INPUT"ENTER ADDRESS (H
EX) ";A$
32000 IF A$="M" THEN 14000
33000 PRINT
34000 LINE INPUT"ENTER DATA (HEX)
";B$
35000 PRINT
36000 A=VAL(C$+A$)
37000 PRINTTAB(4)"DECIMAL ADDRESS
"A+OV:PRINT
38000 PRINTTAB(11)"WRITE DATA"
39000 FOR X=1 TO LEN(B$) STEP2
40000 D$="0"+(C$+MID$(B$,X,2))
41000 PRINTTAB(5)"ADDR "HEX$(A+O
V);
42000 PRINTTAB(19)"DATA "RIGHT$(
D$,2)
43000 POKE A+OV,VAL(C$+MID$(B$,X,
2))
44000 A=A+1
45000 NEXT X
46000 PRINT
47000 PRINTTAB(12)"READ DATA"
48000 A=VAL(C$+A$)
49000 FOR X=1 TO LEN(B$)/2
50000 NV$="0"+HEX$(PEEK(A+OV))
51000 PRINTTAB(5)"ADDR "HEX$(A+O
V);
52000 PRINTTAB(19)"DATA "RIGHT$(
NV$,2)
53000 A=A+1
54000 NEXT X:PRINT
55000 GOTO 31000
56000 CLS
57000 LINE INPUT"ENTER ADDRESS (H
EX) ";A$
58000 PRINT
59000 IF A$="M" THEN 14000
60000 PRINT"ENTER TABLE DATA AS S
TRING"
61000 LINE INPUT B$
62000 A=VAL(C$+A$)
63000 Y=0
64000 FOR X=A TO A+LEN(B$)-1
65000 Y=Y+1
66000 POKE X,ASC(MID$(B$,Y,1))
67000 NEXT X
68000 PRINT
69000 LINE INPUT"ENTER RETURN COD
E (HEX) ";B$
70000 Z=1
71000 Z=Z+2
72000 FOR Y=X TO X+LEN(B$)/2-1
73000 POKE Y+OV,VAL(C$+MID$(B$,Z,
2))
73005 Z=Z+2
74000 NEXT Y
75000 PRINT
76000 GOTO 57000
77000 CLS
78000 LINE INPUT"ENTER START ADDR
ESS (HEX) ";A$
79000 PRINT
80000 LINE INPUT"ENTER END ADDRES
S (HEX) ";B$
81000 PRINT
82000 INPUT"DO YOU WANT A HARD COP
Y (Y/N)";H$
83000 A=VAL(C$+A$)
84000 B=VAL(C$+B$)
85000 FOR X=A TO B
86000 NV$="0"+HEX$(PEEK(X))
87000 IF H$="Y" THEN DV=-2 ELSE D
V=0
88000 PRINT#DV,TAB(5)"ADDR "HEX$(
X);
89000 PRINT#DV,TAB(19)"DATA "RIG
HT$(NV$,2)
90000 NEXT X
91000 PRINT
92000 LINE INPUT" PRESS <ENTER>
TO CONTINUE";OA$
93000 GOTO 14000
94000 END
```



**SAMPLE RUN**

RUN

```

=====
PROGRAM MENU
=====
1. ENTER LISTING
2. ENTER STRING TABLE
3. PRINT MEMORY
4. END PROGRAM

```

ENTER ONE OF THE ABOVE? 1

ENTER OFFSET VALUE (DEC) 0

ENTER ADDRESS (HEX) 7DF8

ENTER DATA (HEX) 308D0004

DECIMAL ADDRESS 32248

```

WRITE DATA
ADDR 7DF8 DATA 30
ADDR 7DF9 DATA 8D
ADDR 7DFA DATA 00
ADDR 7DFB DATA 04

```

```

READ DATA
ADDR 7DF8 DATA 30
ADDR 7DF9 DATA 8D
ADDR 7DFA DATA 00
ADDR 7DFB DATA 04

```

ENTER ADDRESS (HEX) 7DFC

ENTER DATA (HEX) BF0192

DECIMAL ADDRESS 32252

```

WRITE DATA
ADDR 7DFC DATA BF
ADDR 7DFD DATA 01
ADDR 7DFE DATA 92

```

```

READ DATA
ADDR 7DFC DATA BF
ADDR 7DFD DATA 01
ADDR 7DFE DATA 92

```

ENTER ADDRESS (HEX) 7DFE

ENTER DATA (HEX) 39

DECIMAL ADDRESS 32255

```

WRITE DATA
ADDR 7DFE DATA 39

```

```

READ DATA
ADDR 7DFE DATA 39

```

ENTER ADDRESS (HEX) 7E00

ENTER DATA (HEX) BDA7E9

DECIMAL ADDRESS 32256

```

WRITE DATA
ADDR 7E00 DATA BD
ADDR 7E01 DATA A7
ADDR 7E02 DATA E9

```

```

READ DATA
ADDR 7E00 DATA BD
ADDR 7E01 DATA A7
ADDR 7E02 DATA E9

```

ENTER ADDRESS (HEX) M

```

=====
PROGRAM MENU
=====

```

1. ENTER LISTING
2. ENTER STRING TABLE
3. PRINT MEMORY
4. END PROGRAM

ENTER ONE OF THE ABOVE? 2

ENTER ADDRESS (HEX) 7E30

ENTER TABLE DATA AS STRING  
NEXT WITHOUT FOR

ENTER RETURN CODE (HEX) 0000

ENTER ADDRESS (HEX) 7E42

ENTER TABLE DATA AS STRING  
SYNTAX

ENTER RETURN CODE (HEX) 00

ENTER ADDRESS (HEX) 7E49

ENTER TABLE DATA AS STRING  
RETURN WITHOUT GOSUB

ENTER RETURN CODE (HEX) 0000

ENTER ADDRESS (HEX) 7E5F

ENTER TABLE DATA AS STRING  
OUT OF DATA

ENTER RETURN CODE (HEX) 00

ENTER ADDRESS (HEX) M

```

=====
PROGRAM MENU
=====

```

1. ENTER LISTING
2. ENTER STRING TABLE
3. PRINT MEMORY
4. END PROGRAM

ENTER ONE OF THE ABOVE? 4  
OK

**TRS-80 COLOR COMPUTER USERS NEWSPAPER**

SELL OR TRADE YOUR UNWANTED PROGRAMS OR HARDWARE IN THIS MONTHLY NEWSPAPER. FIND GREAT BUYS. CIRCULATION - OVER 18,000 COCO OWNERS. LIST YOUR CLUB OR BBS. FULL OF TIPS, ARTICLES, REVIEWS AND PROGRAMS FOR YOUR COCO. DON'T DELAY, SUBSCRIPTION STARTS AT ONLY \$5.00 PER 12 ISSUES(1 YEAR) CLASSIFIED AD'S ONLY \$.15 A WORD, USE SEPERATE SHEET OF PAPER FOR CLASSIFIED AD'S



- YES - I WOULD LIKE A SUBSCRIPTION TO COCO ADS
- 1 YEAR THIRO CLASS MAIL \$5.00
  - 1 YEAR FIRST CLASS & CANADA \$10.00

NAME \_\_\_\_\_

ADDRESS \_\_\_\_\_

CITY STATE \_\_\_\_\_ ZIP \_\_\_\_\_

PLEASE HAVE CHECKS PAYABLE TO - P D SOFTWARE  
P O BOX 13124 HOUSTON, TEXAS 77219

# The Goolian Olympics Of Trig Functions

By Joseph Kolar  
Rainbow Contributing Editor

**C**reating action plots of trigonometrical functions is not particularly difficult. When displayed on the monitor, the Hi-Res graphics plots are nice to watch as they run their course.

A new concept is introduced wherein a story line is built around each graphics program routine to give it a *raison d'être*. It is envisioned that an adult supervisor is introducing the wonders of the Color Computer to a small child. The adult is interacting with the child. Here is the procedure.

The adult reads the text to the child, introducing the story plot. He **CLOADs** the first listing and continues with the story. In the meantime, the child is observing how the adult **LOADs** a program from cassette. At cue marks in the story, he **RUNs** the program and continues on with the suggested story. When the viewer's attention span wavers, the adult hits the **BREAK** key, types **NEW** and **CLOADs** the next listing.

The adult continues reading until the cue and runs the program at that point.

*(Joseph Kolar is a free-lance writer and programmer dedicated to proselytizing for computers in general, and the CoCo specifically.)*

Since the graphics are stylized, the explanations before viewing are quite important. The child must understand the significance of what he/she is viewing.

Now that the supervising adult knows the procedure, type in **CLOAD "ANTHEM"** and begin the story.

There is a planet named Gool, far, far away. It is not a very big planet. You can't even see it when you look up at the stars in the night sky. The inhabitants of Gool are called Goolians. Goolians are not like us. They do not speak like us. They look odd, but Gool is an odd place. It is very unlike what Earth people consider normal.

One day, a clever Goolian scanned the heavens with his radio-telescope. He happened to beam in on the 1984 Summer Olympic games in Los Angeles. Goolians have such keen eyesight that they could actually look into the coliseum and see the sports events in progress. The clever Goolian was bemused by the sports events.

Of course, since Goolians have no sports, they do not understand about winning or losing. The clever Goolian liked what he saw. Whatever they were doing on Earth, it sure looked like fun. But, Goolians like to play! The clever Goolian wrote in his notebook about

all of the strange things he was astonished to observe.

Unfortunately, it stoned on Gool that day and the notes got all stone marked. You see, it doesn't rain or snow on Gool, it rocks and stones instead. Rock is not too bad because it melts to stone. Stone dents notebooks and makes notes impossible to read.

Even though the clever Goolian failed to beam in on Earth again, he was truly impressed with sports. His stone marked notebook was useless. He wanted to have some Olympic fun, so he and all the other Goolians got together and made up their own games — games that nobody ever wins or ever loses.

(Now **RUN** and **ENTER** the program.)

Look at the friendly Goolians. They usually, but not always, walk on stilts. Girl Goolians wear blue stilts. Boy Goolians wear red stilts. Stilts are Goolians' shoes.

The entire Goolian Olympic team is standing in a Goolian straight line. They are singing the "Goolian Planetary Anthem."

Next, hit the **BREAK** key, type **NEW** and **CLOAD "TRACK"**.

The first competition is track. Their tracks are quite different from ours. Two runners race around their fourth dimension tracks. Sometimes one track

is on top, sometimes the other track in on top and sometimes the two tracks are linked together.

(Now RUN and ENTER.)

Watch the happy Goolians for at least five minutes and you can see their fourth dimension track change colors. They wear special track stilts that blink from blue to red and red to blue. Their word for this type of track is "mobius".

Hit the BREAK key, type NEW and CLOAD "LADDER".

Three fun-loving Goolians compete in the 1000 meter ladder event.

(RUN and ENTER.)

The Goolians race up and down the fourth dimension ladder. The ladder steps change shape and disappear. Every once in a while, Goolian runners tire near the top of the ladder. A new set of Goolians race up to rescue them and continue the race.

Hit the BREAK key, type NEW and CLOAD "TUGOFWAR".

In the next event, Goolians have a tug-of-war with a giant Goolian musical instrument, the sqwakboks. It is somewhat like an Earth accordian. They get between parts of the sqwakboks and push this way, then push that way. As usual, there are no winners or losers, just tired Goolians.

(RUN and ENTER.)

The tune you hear is a Goolian rock and roll classic. Watch the sqwakboks slowly change color and shape. The song may sound odd to Earth people,

but it is number one on the Goolian hit list.

Hit the BREAK key, type NEW and CLOAD "PARAJUMP".

The big event in the Goolian Olympics is the parachute jump. The Goolian sky has a roof. The ground is very soft, as you shall see.

(RUN and ENTER.)

Three Goolians have their chutes hooked onto the Goolian sky with special skyhooks. They are very careful and follow the safety precautions. The rule is to hook up and drop safely! They believe a good Goolian is a live Goolian.

Now, hit the BREAK key, type NEW and CLOAD "PARALIFT".

Have you ever wondered how the happy Goolians got up to the roof of the sky to clip on their parachute skyhooks? RUN and ENTER to find out.

Now you know! The Goolians have rocketpacks on their backs. They have two different ways to reach the sky roof. The Goolian in the middle goes up in quantum leaps — a very special energy. The other two just blast off and rocket up, leaving a polluting dust trail behind them.

Hit the BREAK key, type NEW and CLOAD "BUCKLEUP".

Sometimes there is no galactic wind. Parachuting can become a very dangerous sport, indeed. The chutists drop straight down.

(RUN and ENTER.)

Watch what happens to the bad Goolian who doesn't follow the safety rules. The Goolian in the middle drops with a thud and vaporizes. This is not a nice way to end the Goolian Olympics. Let this be a lesson to all Goolians: buckle up and live!

Note: If you want to save the middle Goolian and give him one more chance, take the REM marker out of Line 225. Here is how to do it: hit BREAK, EDIT 225, press the 'D' key, ENTER and RUN. To replace the REM marker: hit BREAK, EDIT 225, press the 'I' key, press SHIFT and '7' simultaneously and ENTER.

If you want to make a good Goolian out of the bad one: hit the BREAK key, EDIT 216, press the 'I' key, press SHIFT and '7' simultaneously, ENTER and RUN. To unhook him again: hit BREAK, EDIT 216, press the 'D' key and ENTER.

There is no reason why you can't personalize the story line and include the child. You may have your own interpretation of the story; use it, by all means. You may also speak extemporaneously and weave a plot of your own.

A final note: A few of the routines take about 10 minutes to recycle. There is no need to watch the entire routine. Just press BREAK when the child begins to get bored. Also, encourage the child to participate in the operation of the computer. Allow the child to type RUN and hit ENTER. He/she will be thrilled to become manually involved.

#### Listing 1: ANTHEM

```
Ø 'GOOLIAN OLYMPICS---PLANETARY
ANTHEM
1Ø 'CREATED BY J.KOLAR, 1984
3Ø PMODE3:PCLS:PMODE4
4Ø A=126:B=9Ø:R=72:PI=1.7Ø
5Ø DIM S(13)
6Ø DRAW"BMØ,ØD24R2U3BU2U11F3R3D5
L3G3BD2E3R1ØF3D3R2U24L2D6BD2D11H
3L3U5R3E3BU2G3L3U3L4D3L3H3U5L2"
61 PAINT(1Ø,7),1,1
7Ø GET(Ø,Ø)-(2Ø,24),S,G
8Ø PCLS
17Ø SCREEN1,1
175 FOR SS=15 TO 3 STEP-3
18Ø FORZ=1TO288Ø STEPSS:C=Z
19Ø C=9Ø+C*PI/18Ø
191 K=C*PI*18Ø
2ØØ X=INT(A-6+R*COS(K)):Y=INT(B-
8+R*SIN(C))
2Ø9 Q=RND(15Ø)+1ØØ:L=RND(3):SOUN
DQ,L
```

```
21Ø PUT(X-4Ø,Y)-(X-2Ø,Y+25),S,PS
ET
211 PUT(X+3Ø,Y)-(X+5Ø,Y+25),S,PS
ET
215 IF Z=241 THEN FOR F=1 TO 4ØØ
Ø:NEXT:PCLS:GOTO17Ø
22Ø NEXT Z,SS:PCLS:GOTO17Ø
31Ø '***CHANGE LINE 2Ø9 TO Q=RND
(15Ø)+1ØØ:L=RND(3):SOUNDQ,L FOR
THE CRISP NOTES OF THE ANTHEM,
'SQUEAKSQUAWK'.
```

#### Listing 2: TRACK

```
Ø 'GOOLIAN OLYMPICS---TRACK
1Ø 'CREATED BY J.KOLAR, 1984
3Ø PMODE3:PCLS:PMODE4
4Ø A=126:B=9Ø:R=72:PI=1.7Ø
5Ø DIM S(13)
6Ø DRAW"BMØ,ØD24R2U3BU2U11F3R3D5
L3G3BD2E3R1ØF3D3R2U24L2D6BD2D11H
3L3U5R3E3BU2G3L3U3L4D3L3H3U5L2"
61 PAINT(1Ø,7),1,1
```

```

70 GET(0,0)-(20,24),S,G
80 PCLS
170 SCREEN1,1
175 FOR SS=15 TO 3 STEP-3
180 FORZ=1TO2880 STEPSS:C=Z
190 C=90+C*PI/180
200 X=INT(A-6+R*COS(C)):Y=INT(B-
8+R*SIN(C))
210 PUT(X-40,Y)-(X-20,Y+25),S,PS
ET
211 PUT(X+30,Y)-(X+50,Y+25),S,PS
ET
220 NEXT Z,SS:PCLS:GOTO170

```

**Listing 3: LADDER**

```

0 'GOOLIAN OLYMPICS---LADDER
10 'CREATED BY J.KOLAR, 1984
30 PMODE3:PCLS:PMODE4
40 A=126:B=90:R=72:PI=1.70
50 DIM S(13)
60 DRAW"BM0,0D24R2U3BU2U11F3R3D5
L3G3BD2E3R10F3D3R2U24L2D6BD2D11H
3L3U5R3E3BU2G3L3U3L4D3L3H3U5L2"
61 PAINT(10,7),1,1
70 GET(0,0)-(20,24),S,G
80 PCLS
170 SCREEN1,1
175 FOR SS=15 TO 3 STEP-3
180 FORZ=1TO2880 STEPSS:C=Z
190 C=90+C*PI/180
200 X=INT(A-6+R*COS(2)):Y=INT(B-
8+R*SIN(C))
210 PUT(X-40,Y)-(X-20,Y+25),S,PS
ET
211 PUT(X+30,Y)-(X+50,Y+25),S,PS
ET
212 PUT(X+100,Y)-(X+120,Y+25),S,
PSET
220 NEXT Z,SS:PCLS:GOTO170

```

**Listing 4: TUGOFWAR**

```

0 'GOOLIAN OLYMPICS---TUGOFWAR
10 'CREATED BY J.KOLAR, 1984
30 PMODE3:PCLS:PMODE4
40 A=126:B=25:R=72:PI=1.70
50 DIM S(13)
60 DRAW"BM0,0D24R2U3BU2U11F3R3D5
L3G3BD2E3R10F3D3R2U24L2D6BD2D11H
3L3U5R3E3BU2G3L3U3L4D3L3H3U5L2"
61 PAINT(10,7),1,1
70 GET(0,0)-(20,24),S,G
80 PCLS
170 SCREEN1,1
175 FOR SS=15 TO 3 STEP-3
180 FORZ=1TO2880 STEPSS:C=Z
190 C=90+C*PI/180

```

```

200 X=INT(A-6+R*COS(C)):Y=INT(B-
8+R*SIN(2))
209 Q=RND(150):L=RND(2):SOUNDQ,L
210 PUT(X-40,Y)-(X-20,Y+25),S,PS
ET
211 PUT(X+30,Y)-(X+50,Y+25),S,PS
ET
220 NEXT Z,SS:PCLS:GOTO170

```

**Listing 5: PARAJUMP**

```

0 'GOOLIAN OLYMPICS---PARACHUTE
JUMP
10 'CREATED BY J. KOLAR, 1984
20 '
30 PMODE3:PCLS:PMODE4
40 A=128:B=42:R=80:PI=3.14
41 Q=33
50 DIM S(13)
60 DRAW"BM0,8M+2,-3M+6,-4M+2,-2M
+2,2M+6,4M+2,3L20F10NE10NM-4,-10
NM+4,-10 LDL2DR2D3LDR4ULU3R2UL2U
L"
61 PAINT(9,5),1,1
62 PAINT(10,20),1,1
70 GET(0,0)-(20,24),S,G
80 PCLS
170 SCREEN1,1
171 LINE(0,32)-(255,32),PSET
172 LINE(0,134)-(255,191),PSET,B
F
175 FOR SS=30 TO 30 STEP30
180 FORZ=1TO2880 STEPSS:C=Z
190 C=90+C*PI/180
195 K=C*PI/-90
200 X=INT(A-6+R*COS(K)):Y=INT(B-
8+R*SIN(K))
210 PUT(X-40,Y)-(X-20,Y+24),S,PS
ET
211 PUT(X+30,Y)-(X+50,Y+24),S,PS
ET
212 PUT(X+100,Y)-(X+120,Y+24),S,
PSET
220 NEXT Z,SS:FOR H=1 TO5000:NEX
T:PCLS:GOTO170

```

**Listing 6: PARALIFT**

```

0 'GOOLIAN OLYMPICS---PARACHUTE
LIFT
10 'CREATED BY J. KOLAR, 1984
20 '
30 PMODE3:PCLS:PMODE4
40 A=128:B=122:R=80:PI=3.14
41 Q=33
50 DIM S(13),T(13)
60 DRAW"BM0,8M+2,-3M+6,-4M+2,-2M
+2,2M+6,4M+2,3L20F10NE10NM-4,-10

```

```

NM+4,-1Ø LDL2DR2D3LDR4ULU3R2UL2U
L"
61 PAINT(9,5),1,1
62 PAINT(1Ø,2Ø),1,1
7Ø GET(Ø,Ø)-(2Ø,24),S,G
71 LINE(2ØØ,Ø)-(22Ø,24),PSET
8Ø PCLS
17Ø SCREEN1,1
171 LINE(Ø,32)-(255,32),PSET
172 LINE(Ø,136)-(255,191),PSET,B
F
175 FOR SS=3Ø TO 3Ø STEP3Ø
18Ø FORZ=1TO288Ø STEPSS:C=Z
19Ø C=9Ø-C*PI/18Ø
195 K=C*PI/-9Ø
2ØØ X=INT(A-6+R*COS(K)):Y=INT(B-
8+R*SIN(K))
21Ø PUT(X-4Ø,Y)-(X-2Ø,Y+24),S,PS
ET
211 PUT(X+3Ø,Y)-(X+5Ø,Y+24),S,PS
ET
212 PUT(X+1ØØ,Y)-(X+12Ø,Y+24),S,
PSET
216 PUT(X+3Ø,Y)-(X+5Ø,Y+24),T,PS
ET
22Ø NEXT Z,SS:FOR H=1TO2ØØØ:NEXT
:PCLS:GOTO17Ø

```

```

7Ø GET(Ø,Ø)-(2Ø,24),S,G
71 LINE(2ØØ,Ø)-(22Ø,24),PSET
8Ø PCLS
17Ø SCREEN1,1
171 LINE(Ø,41)-(255,41),PSET
172 LINE(Ø,18Ø)-(11Ø,165),PSET:L
INE-(126,18Ø),PSET:LINE-(255,18Ø
),PSET:PAINT(Ø,181),1,1
175 FOR SS=3Ø TO 3Ø STEP3Ø
18Ø FORZ=1TO288Ø STEPSS:C=Z
19Ø C=9Ø+C*PI/18Ø
195 K=9Ø-C*PI/-9Ø
2ØØ X=INT(A-6+R*COS(2)):Y=INT(B-
8+R*SIN(K))
21Ø PUT(X-4Ø,Y)-(X-2Ø,Y+24),S,PS
ET
211 PUT(X+3Ø,Y)-(X+5Ø,Y+24),S,PS
ET
212 PUT(X+1ØØ,Y)-(X+12Ø,Y+24),S,
PSET
216 PUT(X+3Ø,Y)-(X+5Ø,Y+24),T,PS
ET
22Ø NEXT Z,SS
225 'PUT(X+3Ø,Y)-(X+5Ø,Y+24),S,P
SET
23Ø GOTO 23Ø

```

Listing 7: BUCKLEUP

```

Ø 'GOOLIAN OLYMPICS---BUCKLE UP
THE SKY HOOK!
1Ø ' CREATED BY J. KOLAR, 1984
2Ø '
3Ø PMODE3:PCLS:PMODE4
4Ø A=128:B=122:R=8Ø:PI=3.14
41 Q=33
5Ø DIM S(13),T(13)
6Ø DRAW"BMØ,8M+2,-3M+6,-4M+2,-2M
+2,2M+6,4M+2,3L2ØF1ØNE1ØNM-4,-1Ø
NM+4,-1Ø LDL2DR2D3LDR4ULU3R2UL2U
L"
61 PAINT(9,5),1,1
62 PAINT(1Ø,2Ø),1,1

```

# OS-9 USERS GROUP

- Information exchange —  
BBS or CompuServe
- Software Library —  
over 30 diskettes planned
- Periodic newsletter —  
MOTD (Message Of The Day)

Write for information  
or  
GO PCS18 on CompuServe

**OS-9 USERS GROUP**  
P.O. BOX 7586  
DES MOINES, IA  
50322

OS-9 Trademark of Microware



## COSMIC PAINT

THIS PROGRAM HAS IT ALL!!  
WHY PAY MORE? THIS IS THE  
BEST PAINT PROGRAM FOR  
THE COCO AT ANY PRICE!

---

REQ. 32K DISK EXT. BASIC  
SEND CHECK OR M.O. FOR \$20  
C.O.D. ORDERS (501) 758-5569

---


**COSMIC SOFTWARE**  
 515 BEVERLY WEST  
 SHERWOOD, AR 72116
 

# GREAT COCO PRODUCTS

## ORDER ENTRY SYSTEM

**Rainbow, Feb. '84** "If you are looking for a program to keep track of your sales and print invoices, then this one will take care of those needs quite well. A good program that would serve the invoicing needs of a small company quite nicely."

**Hot CoCo, July '84** "Instructions for using the system are excellent. The Order Entry System is an easy way to generate invoices and track sales. The Mark Data Products system is well worth its nominal price."

The Mark Data Product sales order processing system provides a fast, efficient means to enter orders, print shipping papers and invoices, prepare sales reports, and monitor receivables. The system automatically enhances the monitor screen to a 51 character by 24 line display. 32K of memory is required along with an 80-column printer and one or more disc drives.

This order entry software equals or exceeds higher priced packages for other computers and includes a detailed operating manual. **ONLY \$99.95**

## NEW! EASY EDIT

Easy-Edit is a versatile, easy to use text editor which is particularly convenient for assembly language and BASIC programming. This editor offers powerful text handling capabilities along with many special features including a built-in disc operating system, 32/64K memory sense, a 51 character by 24 line screen, auto key repeat, extensive error reporting, and complete compatibility with popular assemblers. Requires 32K and at least one disc drive. Master disc and instructions are packaged in an attractive 3-ring binder. **\$34.95**

## SUPER PRO KEYBOARD



**GREAT NEW PRICE \$59.95\***

- Original key layout
- Fast, easy installation—no soldering
- Individually boxed with full instructions
- Smooth "Touch Type" feel—no sagging
- U.S. made—high quality, quad gold contacts
- Professional, low profile, finished appearance

\* Computers produced after approximately October 1982 require an additional keyboard plug adapter. Please add \$3.95.

## SUPER BUG



Mark Data Products' **SUPER BUG** is a powerful, relocatable machine code monitor program for your CoCo. If you are a beginner, the program and documentation are an indispensable training aid. If you are an accomplished computerist, **SUPER BUG**'s capabilities, versatility and convenience will prove invaluable during programming and debugging. Many outstanding features, including hex and alpha numeric memory display, modify, search and test; full printer support with baud rate and line feed select; up to 220 breakpoints; mini object code disassembler; 64K mode setup; decimal, hex and ascii code conversion routines and extensive documentation. **Cassette \$29.95 Disc \$32.95**

## NEW! EASY-FILE Data Management System

**Rainbow, Nov. '84** "Easy File is one program that lives up to its name. Easy File is so easy it speaks for itself."

**Hot CoCo, Feb. '85** "I've examined four database programs for the CoCo in the last few months. Easy File is the easiest to master and the one that best addresses my needs. If you need to organize the information in your life, Easy File might just be the best method."

Need a good mailing list or customer list program? How about a program to keep track of your investments, your computer magazines, or record collection? Do you have an inventory of all household items for insurance purposes? **EASY-FILE** will do all of these things and many more. The **EASY-FILE** master disc and instructions are packaged in an attractive 3-ring binder. Requires 32K and at least one disc drive.

**Order Yours Now! Get Organized for Only \$59.95!**

## COCO DISC DRIVES

COMPLETE SYSTEMS INCLUDE:

- Hi-Quality Teac Thin Line Drives
- Attractive, Beige Dual Drive Cabinet/Power Supply
- Fill Panel for Single Drive Disc System
- Radio Shack or J & M Controller
- Cable and Operating Manual
- Full 90 Day Warranty



Single Drive (SSDD) in Dual Cabinet w/Controller .....	\$299.95
Additional Drive .....	99.95
Two Drives (SSDD) in Dual Cabinet w/Controller .....	399.95
Single Drive (DSDD) in Dual Cabinet w/Controller .....	359.95
Additional Drive .....	149.95
Two Drives (DSDD) in Dual Cabinet w/Controller .....	509.95
Dual Cabinet/Power Supply .....	79.95
Disc Controller (Radio Shack or J & M) .....	139.95
Connecting Cable .....	24.95
Radio Shack DOS ROM 1.1 .....	39.95

## UNIVERSAL VIDEO DRIVER

Carefully engineered to work with ALL Color Computer models, including the new COCOII.

ENABLES YOUR COCO TO OPERATE WITH A VIDEO MONITOR INSTEAD OF A TELEVISION.

- Works with Monochrome Monitors
- Works with Color Monitors
- Easy Installation—No Soldering
- Great Price! **ONLY \$29.95**



## \$\$ SAVE MONEY ON YOUR \$\$ CASSETTE & DISC SUPPLIES

### CASSETTES

We buy cassettes and discs in large quantities for our own use and can pass the savings on to you.

C-10 Cassettes w/labels .....	.59 ea	10 for \$5.50
Cassette storage box .....	.25 ea	10 for 2.00

### 5 1/4 DISCS

High quality, nationally advertised brand. **Guaranteed Performance.** We will replace any disc that fails during normal use. Discs are double density, reinforced hub with Tyvek sleeve. \$12.95 for 10 discs in an attractive storage box.

### ROMS

Basic 1.2 .....	\$19.95
Extended 1.1 w/manual .....	\$49.95
Disc 1.1 .....	39.95

## NEED MORE MEMORY?

### 64K Memory Expansion Kit

All parts and complete instructions (For 'E' and 'I' boards and CoCo II)

**\$24.95**

## QUALITY VIDEO MONITORS



**SAKATA COLOR SC-100 — \$219.95**

The SC-100 is a streamlined, 13" composite monitor which produces sharp, brilliant colors. The cabinet is made of durable styrene and is available in an attractive off-white color. Includes audio with speaker and earphone jack. We highly recommend this color monitor because of its excellent performance and beautiful styling.



**TAXAN AMBER SCREEN — \$119.95**

A 12" amber screen composite monitor of the highest quality with exceptional reliability and performance. 18 MHz bandwidth. Attractive off-white cabinet. We use this monitor in our offices.

Call for additional monitor information.

## ACCOUNTING SYSTEM

**Rainbow, May '84** "Considering what it can do to organize a small business, it is quite a value."

**Hot CoCo, June '84** "...a serious, professional accounting program and well worth its price. The programs are complete and simple to use."

The Mark Data Products Accounting System is ideal for the small businessman needing a fast, efficient means to process income and expenses, prepare detailed reports and maintain most of the information required at tax time. The system is a family of programs which operate by means of a "menu" selection scheme. When the operator selects a task to perform, the computer loads a program designed to handle that task from the system disc. The system disc contains all of the programs required to create, update and maintain data files and prepare the necessary accounting reports including a transaction journal, a P & L, or income report, an interim or trial balance and a balance sheet.

This accounting software equals or exceeds higher priced packages for other computers and includes a detailed operating manual. **ONLY \$99.95**

## NEW! DISC STORAGE

Attractive, heavy duty, smoked acrylic case. Holds and protects up to 75 5 1/4" discs with six moveable, indexed dividers.

**SUPER BARGAIN — ONLY \$10.95**



## SUPER SCREEN

The Color Computer Supercharger

- A big 52 character by 24 line screen
- PRINT &E is fully implemented on the big screen
- Easily combine text with hi-res graphics
- Auto-key repeat for greater keyboard convenience
- The "ON ERROR GO!" statement is fully implemented
- Control codes for additional function



Guaranteed to be the most frequently used program in your software library... now you see it you won't be without it! **Cassette \$29.95 Disc \$32.95**

**Hot CoCo, Jan. '84** "Super Screen represents a quality utility program that fills a definite need for the serious CoCo user. No other programs on the market to far have offered the error-trapping utility of Super Screen."

**Color Computer Magazine, May '84** "Super Screen is a worthy addition to anyone's software library. It has become my most used utility and has made programming in BASIC on the Color Computer a joy."

## NEW! ZOOKEY

It's Fun!

It's Educational!

It's a great new way to learn typing skills!

**Cassette \$24.95 Disc \$27.95**

The combination of exciting game-play action and colorful, hi-res graphics in Zookey make it an outstanding typing tutor. Speed and skill levels are fully adjustable to train the beginner or challenge the most experienced typist.

Stimulating for both youngsters and adults...ideal for classroom or individual instruction.

# JUST FOR FUN



Adventure and Arcade Games • Cassette \$24.95 Disc \$27.95 • All require 32K



### TREKBOER

This exciting hi-res adventure begins aboard the starship Trekboer in the 21st century. Life on Earth is threatened by a deadly virus and your mission is to search the frontiers of space and return with a cure to save mankind from disaster.



### CALIXTO ISLAND

A valuable museum treasure has been stolen; can you recover it? This is a challenging adventure with an occasional twist of humor. You'll visit a secret laboratory, a Mayan pyramid, and you'll meet crazy Trader Jack—all in living color and exciting detail.



### SHENANIGANS

Countless legends tell of a magnificent pot of gold hidden at the end of the rainbow. Many have attempted to find the marvelous treasure but success has eluded them and it remains hidden to this day. You, as a dedicated adventurer, have determined to search for the fabled riches.



### TUT'S TOMB

Explore the ancient, mystical tomb of the great Pharaoh. Find the magical keys which lead you to unbelievable treasures as you outmaneuver the creatures that slither and swarm about you. Super fast arcade action—this one will knock your socks off.



### SEA SEARCH

Get your shark repellent and scuba tanks ready! The graphics in this adventure are truly outstanding and the underwater scenes are unforgettable. You'll run into a pirate, a mermaid and some hungry sharks in this colorful and unique treasure hunt.



### BLACK SANCTUM

Encounter the forces of black magic as you roam around an 18th century monastery. You'll see all the evil locations in this spooky adventure; you'll love searching for and destroying evil in this classic tale. A MUST for every adventure game fan!

**SHIPPING:** All orders under \$100 please add \$2 regular, \$5 air. All orders over \$100 please add 2% regular, 5% air. California residents please add 6% sales tax. Orders outside the continental U.S. check with us for shipping amount; please remit U.S. funds. Software authors—contact us for exciting program marketing details. We accept MasterCard and VISA. Distributed in Canada by Kelly Software.

# MD

**FREE - Send for our NEW 24 page catalog!**

Mark Data Products

24001 ALICIA PKWY., NO. 207 • MISSION VIEJO, CA 92691 • (714) 768-1551

# Direct Comparison — Exhibiting The Power Of Spreadsheets

By Richard A. White  
Rainbow Contributing Editor

It occurred to me that some of the utility programs in RAINBOW which are programmed in BASIC might be done just as well or better in a spreadsheet. It is a good opportunity to demonstrate the power of a spreadsheet in a direct comparison. I had to look no further than Joseph Kohn's *Purchase Order* BASIC program in the May 1985 issue (Page 172). I would guess that 20 to 40 hours of programming were involved.

Making forms is where spreadsheets shine, so I brought out *DynaCalc* and within two hours my purchase order form was done, complete with ASCII saves of the results to feed *Telewriter* when it came time to write this column. (Well, not quite done, since I did find a few bugs as I put the column together and had a few ideas for improvements.) The illustrations accompanying this column are the third or fourth try, but still no major amount of time was involved.

For good measure, I did the form over the next evening in the new

*(Richard White has a long background with microcomputers and specializes in BASIC programming. With Don Dollberg, he is the author of the TIMS database management program.)*

*Elite\*Calc Version 3.0* using the 51-by-21 screen. Having already done the spreadsheet once, the biggest problem with *Elite\*Calc* was waiting for the screen to update.

There is a lot to like about *Elite\*Calc Version 3.0*. What it gives up to screen memory is gained back in a 30 percent more efficient file structure. A windowing feature, VIEW mode, has been added along with the ability to print the spreadsheet with column and row identification (borders). If you start to enter something new in a cell and decide to keep the previous contents, hit the BREAK key and the entry is aborted without damage. ZAP will delete all numbers in the program, but preserve text and equations — use this with care.

The program is copy-protected, but is supplied with two program disks and a damaged disk can be sent back to Elite with \$15 for replacement. I have bombed my share of disks, but never one that was write-protected. Further, once the program is loaded, you can remove and safely store your program disk. *DynaCalc*, on the other hand, overlays a number of functions from disk so your program disk must stay in Drive 0 throughout your session.

Unfortunately, the screen rewrite is slow and is done much more frequently

than necessary. Again and again, I sat waiting for the screen to rewrite with exactly the same material that was there before with but one change. I would certainly give up 500 bytes of memory for some screen update smarts; let's have a Version 3.1. We know it can be done since *DynaCalc* does it.

The *Word-Pak* version does not need to deal with graphics so it is much faster. The 80-character-by-24-line display is very attractive. Besides, you get back the graphics memory plus a little. Couple that with the improved file structure and this is a very competitive program.

Coming back to the purchase order, my version is shown as Figure 1. I started with Joseph Kohn's design and modified it to my own tastes. Having some of the basic design already done helped.

To construct the form we start with column widths. These are determined by the central part of the form where the items being ordered are listed. Column A was set to four characters to form a left margin. Column B was also set to four since I do not expect the quantity to be a very large number.

The beauty of a spreadsheet program is that something like a column width is easily set while the form is being



constructed. If you are a large volume buyer of, say, disk hub reinforcement rings, and your order quantity is "each," you may want to leave the column a bit wider.

There is a fair amount of text on the form. If you change column widths after the text is entered, some text and formatting may be messed up. Make your column width decisions early and try to stick with them.

Also, don't forget your printer. How many characters wide can you print? The purchase order is best fit onto a standard 8½ by 11-inch sheet using normal type so an 80-character per line limit, including margins, is dictated.

The lot size, which might be a number or each, dozen, ream and the like, is

in Column C. This was set at six characters. Column D, reference number, was set at 12 which may be on the short side. In the *DynaCalc*, I was able to set the description, Column E, to 30 characters.

*Elite\*Calc* limits column widths to 28 characters for compatibility with the 28-character CoCo display. Remember that an *Elite\*Calc* file must work in any version of the program, even when written in a wide line mode. Columns F and G were left in the default: nine columns wide.

In the heading, the name and address are positioned in Column E to be about centered on the whole form. Below that, the words "DATE" and "TO:" are in Column D and are right justified. The

Figure 1 — Purchase Order Spreadsheet Example

[A]	[B]	[C]	[D]	[E]	[F]	[G]
1-						
2-						
3-				RICHARD A. WHITE		
4-				44 DOW CT.		
5-				FAIRFIELD, OH 45914		
6-				513-829-8519		
7-				DATE APRIL 22, 1985		
8-						
9-				TO: CINSOFT		
10-				2235 LOSANTIVILLE AVE.		
11-				CINCINNATI, OH 45237		
12-						
13-						
14-				PURCHASE ORDER		
15-				*****		
16-	LOT	REFERENCE			UNIT	TOTAL
17-	QTY	SIZE	NUMBER	DESCRIPTION	PRICE	PRICE
18-						
19-	1	EA	TEAG 54A	2-DRIVE COCO DISK SYSTEM	399.99	399.99
20-						
21-	1	19		ULTRA SS/SD DISKS	15.99	15.99
22-						
23-	1	EA		SPEECH SYSTEMS EARS	99.95	99.95
24-						
25-						
26-						
27-						
28-						
29-						
30-						
31-					SUB TOTAL	513.95
32-				PERCENT	DISCOUNT	
33-					DISCOUNT	9.99
34-					SUB TOTAL	513.95
35-				PERCENT TAX/TAX	5.59	28.27
36-					SHIPPING	
37-						
38-					TOTAL	542.22
39-						
40-						
41-				PRICES SOURCED FROM-		
42-				CHECK ENCLOSED.		
43-						
44-				CHARGE TO VISA CARD # XXXX XXX XXX XXX		
45-						
46-				EXPIRATION DATE- 19/86		
47-						
48-				SIGNATURE- _____		
49-						
50-				RICHARD A. WHITE		
51-						
52-				SHIPPING INSTRUCTIONS PICKUP ON/ABOUT APRIL 26		

# THE RAINBOW

THE COLOR COMPUTER MONTHLY MAGAZINE

## Back Issue Availability

Back copies of many issues of THE RAINBOW are still available.

All back issues sell for the single issue cover price. In addition, there is a \$3.50 charge for the first issue, plus 50 cents for each additional issue, for postage and handling if sent by United Parcel Service. A \$5 charge plus \$1 each additional copy for orders sent U.S. Mail. UPS will not deliver to a post office box or to another country.

Issues July 1981 through June 1982 are available on white paper in a reprint form. All others are in regular magazine form. VISA, MasterCard and American Express accepted. Kentucky residents please add 5 percent state sales tax. We do not bill and no C.O.D. orders accepted.

Due to heavy demand, we suggest you order back issues you want now while supplies last.

To order, just fill out the form on the next page and mail it with your payment to:

**THE RAINBOW**  
9529 U.S. Highway 42  
P.O. Box 385  
Prospect, KY 40059

Name \_\_\_\_\_

Address \_\_\_\_\_

City \_\_\_\_\_ State \_\_\_\_\_ ZIP \_\_\_\_\_

VISA  MC  AE

CARD # \_\_\_\_\_

EXPIRATION DATE \_\_\_\_\_ PHONE # \_\_\_\_\_

SIGNATURE \_\_\_\_\_

## BACK ISSUE ORDER FORM

(See overleaf for instructions.)

Please send me the following back issues:

(Payment must accompany back issue orders. We do not bill.)

MONTH		VOLUME 1	PRICE	
NO.	YEAR			
1	JULY '81	PREMIER ISSUE	\$2.00	<input type="checkbox"/>
2	AUG. '81		\$2.00	<input type="checkbox"/>
3	SEPT. '81	EDUCATION	\$2.00	<input type="checkbox"/>
4	OCT. '81	PRINTER	\$2.00	<input type="checkbox"/>
5	NOV. '81		\$2.00	<input type="checkbox"/>
6	DEC. '81	HOLIDAY	\$2.00	<input type="checkbox"/>
7	JAN. '82		\$2.00	<input type="checkbox"/>
8	FEB. '82		\$2.00	<input type="checkbox"/>
9	MAR. '82		\$2.50	<input type="checkbox"/>
10	APR. '82		\$2.50	<input type="checkbox"/>
12	JUNE '82		\$2.50	<input type="checkbox"/>
MONTH		VOLUME 2	PRICE	
NO.	YEAR			
9	MAR. '83	NUCLEAR	\$2.95	<input type="checkbox"/>
10	APR. '83	SIMULATIONS	\$2.95	<input type="checkbox"/>
11	JUNE '83	PRINTERS	\$2.95	<input type="checkbox"/>
12	JULY '83	ANNIVERSARY	\$2.95	<input type="checkbox"/>
MONTH		VOLUME 3	PRICE	
NO.	YEAR			
1	AUG. '83	GAMES	\$2.95	<input type="checkbox"/>
2	SEPT. '83	EDUCATION	\$2.95	<input type="checkbox"/>
3	OCT. '83	GRAPHICS	\$3.95	<input type="checkbox"/>
4	NOV. '83	DATA COMM	\$3.95	<input type="checkbox"/>
5	DEC. '83	HOLIDAY	\$3.95	<input type="checkbox"/>
7	FEB. '84	ADVENTURE	\$3.95	<input type="checkbox"/>
8	MAR. '84	BUSINESS	\$3.95	<input type="checkbox"/>
9	APR. '84	GAMING	\$3.95	<input type="checkbox"/>
10	MAY. '84	PRINTER	\$3.95	<input type="checkbox"/>
11	JUNE '84	MUSIC	\$3.95	<input type="checkbox"/>
12	JULY '84	ANNIVERSARY	\$3.95	<input type="checkbox"/>
MONTH		VOLUME 4	PRICE	
NO.	YEAR			
1	AUG. '84	GAMES	\$3.95	<input type="checkbox"/>
2	SEPT. '84	EDUCATION	\$3.95	<input type="checkbox"/>
3	OCT. '84	GRAPHICS	\$3.95	<input type="checkbox"/>
4	NOV. '84	DATA COMM	\$3.95	<input type="checkbox"/>
5	DEC. '84	HOLIDAY	\$3.95	<input type="checkbox"/>
6	JAN. '85	BEGINNERS	\$3.95	<input type="checkbox"/>
7	FEB. '85	UTILITIES	\$3.95	<input type="checkbox"/>
8	MAR. '85	BUSINESS	\$3.95	<input type="checkbox"/>
9	APR. '85	SIMULATIONS	\$3.95	<input type="checkbox"/>
10	MAY '85	PRINTER	\$3.95	<input type="checkbox"/>
11	JUNE '85	MUSIC	\$3.95	<input type="checkbox"/>
12	JULY '85	ANNIVERSARY	\$3.95	<input type="checkbox"/>

RAINBOW INDEX \$2.50

TOTAL \_\_\_\_\_  
 SHIPPING & HANDLING \_\_\_\_\_  
 U.P.S. CHARGE \_\_\_\_\_  
 U.S. MAIL CHARGE \_\_\_\_\_  
 KY RESIDENTS ONLY \_\_\_\_\_  
 ADD 5% \_\_\_\_\_

TOTAL AMOUNT ENCLOSED \_\_\_\_\_

user can then enter the data following these words in Column E. A trick here is to type a space after both DATE and TO: so they don't lay exactly at the right side of the column.

In the order section we are going to do considerable cell formatting. The right-justification format mentioned in the previous paragraph is but one of a large number available. The first four column headings are routine without special format. "UNIT PRICE" and "TOTAL PRICE" are right justified to align nicely over the columns of figures.

Items being ordered are entered in rows 19 through 29. Some of the columns in this area carry a number of format controls. The quantity (QTY) is to be an integer justified to the left. This lets the "LOT SIZE" entries be left justified with one or more spaces between these entries and the quantity. The format command must be invoked for each format control imposed on the cell.

A left-justification format is applied to both columns C and D so any numbers entered will be left justified as text is. With *Elite\*Calc* there is no problem with applying a format to a blank cell. However, *DynaCalc* won't let you do this; it gives no objection, it just doesn't comply. You can beat this by putting a space into the cell and then formatting it. Since the space is a nonprinting character the cell looks empty. Whatever you may later enter will wipe out the space.

Cells C and D also want to carry integer format. This is no problem since a cell may have a number of formats at any time.

*DynaCalc* will not let you format over a range using the format command. In our example, put spaces in cells B19, C19 and D19, then apply all the required formats to these cells. Finally, replicate the range B19 . . . D19 over the range B20 . . . B29. The range B19 . . . D19 is then replicated 10 times, each time starting in another 'B' column cell.

The total price for a line entry is the quantity in Column B times the unit price from Column F. The formulae to calculate total price in *DynaCalc* are shown in Figure 2. An IF statement is used to test if there is a value in Column B before making a calculation. If there is none, the contents of cell A1 are written.

A1 contains a space so it looks and prints like there is nothing in the cells in Column G corresponding to empty

purchase order entries. Prior versions of *Elite\*Calc* cannot do this. However, Version 3.0 has been improved so if the test in an IF statement is false, the cell is left empty rather than being filled with 0.0. The *Elite\*Calc* formula for cell G19 is =IF B19>0 THEN B19\*F19.

Figure 2 — *DynaCalc* Formulae for the Purchase Order

[	F	]	G	]
15-	*****			
16-	UNIT		TOTAL	
17-	PRICE		PRICE	
18-	-----			
19-	399	@IF(B19>0,B19*F19,A1		
20-		@IF(B20>0,B20*F20,A1		
21-	15	@IF(B21>0,B21*F21,A1		
22-		@IF(B22>0,B22*F22,A1		
23-	99.95	@IF(B23>0,B23*F23,A1		
24-		@IF(B24>0,B24*F24,A1		
25-		@IF(B25>0,B25*F25,A1		
26-		@IF(B26>0,B26*F26,A1		
27-		@IF(B27>0,B27*F27,A1		
28-		@IF(B28>0,B28*F28,A1		
29-		@IF(B29>0,B29*F29,A1		
30-	-----			
31-	SUB TOTAL	@SUM(G18..G30)		
32-	DISCOUNT			
33-	DISCOUNT	G31*(G32/100)		
34-	SUB TOTAL	G31-G33		
35-	5.5	G34*(F35/100)		
36-	SHIPPING			
37-	-----			
38-	TOTAL	G34+G35+G36		
39-	*****			

The @SUM(G18 . . . G30) function's range deserves mention. It spans from the upper to the lower dashed lines. This way, any way you are likely to insert rows to enlarge the order entry area will fall within the range and be included.

If you add rows you are likely to remember to replicate the 'G' column formula into those rows, but probably would forget to check the summation. A likely action is to put the cursor onto Row 30 and do an Insert which will move Row 30 to Row 31. The *DynaCalc* program will adjust the sum to @SUM(G18 . . . G31) and your new row will be included. The remaining formulae are completely straightforward.

The remainder of the purchase order is also fairly straightforward. Note that a line saying "CHECK ENCLOSED" is included as well as charge card information. You can use one or the other and delete the row or rows that do not apply.

Once you have gotten your purchase order shell working, blank out the data only and save it. Thereafter, when you prepare an order, load the empty shell and go to work.



**Q pad**

**\$14.95**

**NEW!**

anti-static spray



**Anti Zap**

**\$3.95**

**Four-Time Refill**

**\$3.95**



**CoCo Cooler Too**

**\$44.95**



**CoCo Cooler**

**\$44.95**

Brings operating temperature to ambient regardless of accessory load. Reduces temperature of ENTIRE computer...not just the SAM chip. Easy one-minute installation.

**Q pad**

A handy place to store the notes that always get misplaced. Takes up very little room. Colorful pages make it easy to find the right page.

**Anti Zap**

Our own anti-static spray. Eliminates static discharge when mist dries. We ship Anti Zap as a concentrate in a 16oz. bottle. This saves you freight and allows the choice of adding water for economy or alcohol for quick drying time.

Add \$2.50 Shipping For UPS 48 States

Add \$4.00 Shipping For US Mail To P.O.Boxes, AK, HI, APO's & Canada

Add \$15.00 Shipping For Overseas

**Software**

- Timecard.....12.95
- Home Inventory.....36.95
- Document Maker.....39.95
- Label Maker.....12.95

**Q pad Accessories**

- Q pad comes with 8 pages, 16 blank decals and current calendar
- 8 additional pages w/16 blank decals.....5.95
- 16 blank decals.....3.95
- Calendar Pack...(4 years).....3.95
- CoCo Information Pack...(6 decals).....3.95
- Model I Information Pack...(6 decals)....3.95
- Model III Information Pack...(6 decals)...3.95

CA Residents Add 6.5% Sales Tax

US Residents Add \$3.00 For COD

**Dealer Inquires Invited**

**REM Industries, Inc.**

9420 "B" Lurline Ave., Chatsworth, Ca., 91311

**(818) 341-3719**

**Free  
Catalog**

# RAINBOW

Give us your best: Join the ranks of these courageous CoCoists in showing the Color Computer world your high score at your favorite micro-diversion. We want to put your best effort on record in THE RAINBOW's Scoreboard column. All entries must be received 60 days prior to publication. Entries should be printed — legibly — and must include your full name, address, game title, company name and, of course, your high score. Each individual is limited to three score entries per month. Send your entries to Scoreboard, c/o THE RAINBOW.

★ Current Record Holder

<b>ATOM (Radio Shack)</b> 41 ★Erik Huffman, Delran, NJ	48,031 43,311 18,598 18,496 11,411	Shannon Blakey, Columbia, MO Todd Wall, Durham, NC Joseph Smith, Bayside, NY Tommy Cruser, Dunbar, WV David Hart, Salt Lake City, UT	<b>LASERWORM &amp; FIREFLY (THE RAINBOW)</b> 13,834 ★Dean McWhorter, Argyle, NY
<b>BATS AND BUGS (THE RAINBOW)</b> 24,800 8,450 7,200 5,220 3,600	<b>FROGGER (Cornsoft)</b> 15,860 12,000	★Michael Hebb, Victoria, Australia Rodney Mullineaux, Gig Harbor, WA Paschal Wilson, Kenilwood, LI	<b>MAZELAND (Chromasette)</b> 21,050 8,550
<b>BATTLE OF MIDWAY (Ark Royal)</b> 1009,259	<b>GALAGON (Spectral Associates)</b> 214,920 144,710 135,180 83,280 75,830 37,140	★Matt Hazard, Columbia Station, OH	<b>MEGA-BUG (Radio Shack)</b> 7,930 1,085
<b>BLOC HEAD (Computerware)</b> 41,975 27,000 23,500	<b>GHOST GOBLER (Spectral Associates)</b> 34,270 32,260	★Chris Cope, Central, SC David Hart, Salt Lake City, UT	<b>MICROBES (Radio Shack)</b> 491,100 237,560 178,550 144,250 101,950
<b>BREWMASTER (NOVASOFT)</b> 96,875 8,150	<b>GOLD RUNNER (NOVASOFT)</b> 144,150 65,800 65,800	★Matti Hazard, Columbia Station, OH	<b>MISSILE BARRAGE (THE RAINBOW)</b> 2-1 ★Joe Calcaterra, Ridgewood, NY
<b>BUZZARD BAIT (Tom Mix)</b> 3,091,700	<b>ICE MASTER (Arcade Animation)</b> 14,525	★Blossom Mayor, East Greenbush, NY	<b>MONSTER MAZE (Radio Shack)</b> 216,000 205,180 200,070 200,000 115,130
<b>CALIXTO ISLAND (Mark Data)</b> 115	<b>THE INTERPLANETARY FRUIT FLY (THE RAINBOW)</b> 37,000 27,500 26,000 25,500 25,000 24,500 20,000	★Glenn Della-Monica, Sacramento, CA	<b>MOON HOPPER (Computerware)</b> 60,290
<b>CANYON CLIMBER (Radio Shack)</b> 162,500 140,500 128,200	<b>JUNIOR'S REVENGE (Computerware)</b> 5,020,000 1,364,100 786,300 206,700 36,200	★Michael Sileo Jr., Glendale, NY Todd Wall, Durham, NC Stephane Asselin, Baie-Comeau, Quebec	<b>MR. DIG (Computerware)</b> 3,259,750 3,100,650 3,001,100 2,873,870 2,529,950 2,038,250 571,300
<b>CAVERN COPTER (THE RAINBOW)</b> 2,431 1,525	<b>THE JUNGLE (THE RAINBOW)</b> 608,690,000 459,051,041 4,560,144 4,134,000 29,452	★Jay Beam, Louisville, KY Pierre-Jean Douillard, Granby, Quebec	<b>MUDPIES (MickTron)</b> 961,700 285,800 249,800 137,000 114,800
<b>CRISTAL CASTLES (ThunderVision)</b> 83,297	<b>KEY BOMBER (THE RAINBOW)</b> 29,052	Sean Conner, Summit, NJ Doug Schwartz, Glendale, AZ Michael Mefford, Wren, OH	<b>PAC-TAC (Computerware)</b> 14,425
<b>CHAMBERS (Tom Mix)</b> 104,200	<b>THE KING (Tom Mix)</b> 1,670,900 1,003,400 543,600 337,800 301,100 48,400	★Blossom Mayor, East Greenbush, NY	<b>PENQUIN (THE RAINBOW)</b> 48,250 25,330 22,670 14,550 14,540 14,320
<b>COLOR BASEBALL (Radio Shack)</b> 688-0 254-0 250-0 167-0 158-0 97-0	<b>LANCER (Spectral Associates)</b> 224,000 208,350 165,750 162,300 157,500 87,260	★Christian Roch, Granby, Quebec Chris Reynolds, Richmond, KY Rob Mowery, Robinson, PA Keith Townsend, Kokomo, IN Dart Ankrum, Atlanta, KS Glen Blodreau, Otterburn Park, Ontario	<b>PHANTOM SLAYER (Med Systems)</b> 1,326 124 1,332 1,162 825 483 405
<b>COLOR CAR (NOVASOFT)</b> 525,650 154,800	<b>PLANET INVASION (Spectral Associates)</b> 59,600 52,450 32,350 10,750 3,950	Scott Cunningham, East Lyme, CT	<b>POLARIS (Radio Shack)</b> 171,852 130,728 112,535 97,450 87,910 16,986
<b>CRYSTAL CASTLES (ThunderVision)</b> 83,297	<b>POLTERGEIST (Radio Shack)</b> 6,000 4,900 4,885 4,800	★Craig Hoffmann, Kenosha, WI	★Thomas Leveseur, Rockland, ME Ed Meyer, Vancouver, British Columbia Brett Ankrum, Atlanta, KS Jay Beam, Louisville, KY Ron Sujkowski, Bay City, MI Clint Stapp, Ft. Worth, TX
<b>CU'BER (Tom Mix)</b> 18,550	<b>PIPELINE (THE RAINBOW)</b> 1,332 1,162 825 483 405	★Rodney Mullineaux, Gig Harbor, WA	★Billy Fairfull, Charleston, SC Kathline Haines, Nepean, Ontario Frank Ganepa III, Santerco, Puerto Rico Lisa Ballinger, Uxbridge, Ontario
<b>DEMOLITION DERBY (Radio Shack)</b> 106,400 79,100 44,000 32,900 14,900	<b>PLANET INVADERS (Spectral Associates)</b> 224,000 208,350 165,750 162,300 157,500 87,260	★David Oelhaupf, Calgary, Alberta David Cripe, Springfield, VA Joseph Dehn, Tucson, AZ Les Dorn, Eau Claire, WI Joseph Smith, Bayside, NY	
<b>DEMON II (THE RAINBOW)</b> 12,475	<b>POWERS (Spectral Associates)</b> 224,000 208,350 165,750 162,300 157,500 87,260	★Rheft Bagnall, Saskatoon, Saskatchewan Frank Ganepa III, Santerco, Puerto Rico Bryan Ecker, Lusby, MD	
<b>DOODLEBUG (Computerware)</b> 825,370 66,770	<b>REVENGE (Spectral Associates)</b> 224,000 208,350 165,750 162,300 157,500 87,260	★Susan Ballinger, Uxbridge, Ontario Sean Colson, East Lyme, CT	
<b>DOUBLE BACK (Radio Shack)</b> 286,570 253,400 235,110 211,790 43,100 30,000	<b>ROCKY (Spectral Associates)</b> 224,000 208,350 165,750 162,300 157,500 87,260	★Timothy Bishop, Jacksonville, FL Alfredo, New York, NY Les Dorn, Eau Claire, WI Rachel Soldan, Greensham, DR Laurence Zafran, New York, NY Billy Fairfull, Charleston, SC	
<b>DOWNLAND (Radio Shack)</b> 20,800,400 86,345 86,148 47,632	<b>ROCKY (Spectral Associates)</b> 224,000 208,350 165,750 162,300 157,500 87,260	★Adam Petersen, Portland, OR Alain Cyr, Valcourt, Quebec Jeanine McCuen, Rutland, MA Laurence Zafran, New York, NY	

# SCOREBOARD

4,830	Joel Pascock, Thousand Oaks, CA	<b>ROAD RACE (THE RAINBOW)</b>	91.7	*Bill Martin, Myrtle Beach, SC	<b>STAR BLAZE (Radio Shack)</b>	9,000	*Gary Bedford, Piqua, OH	
4,200	Bryan Ecker, Lusby, MD	376.6	Eric Clarkson, Missouri City, TX	7,950	Matthew Daley, Binghamton, NY	7,950	Mike Marcol, River Grove, IL	
3,755	Pierre-Jean Douillard, Granby, Quebec	705.1	Michael Habb, Victoria, Australia	4,500	Ted Barkley, Whitehall, NY	4,500		
<b>POOYAN (DataSoft)</b>		1212.4	Michael Mariani, Wausau, WI	<b>STELLAR LIFE-LINE (Radio Shack)</b>		119,030	*Brian Shaber, Boise, ID	
3,785,000	*Ben Collins, Clemson, SC	2158.5	Steven Roth, Fannyville, Manitoba	101,430	David Barnetow, Elkhorn, WI	73,950	Lori McQuillan, Brazil, IN	
1,546,000	Jeff Connell, Winona, MN	<b>RUN FOR YOUR LIFE (THE RAINBOW)</b>	20,000	*Ryan Devlin, Louisville, KY	82,390	39,210	Andrew Lawrence, Cambridge, Ontario	
1,250,350	Richard Hawkins, Cleveland, TN	<b>SAILOR MAN (Tom Mix)</b>	596,700	*Jeff Picketts, Brantford, Ontario	<b>TEMPLE OF ROM (Radio Shack)</b>	646,100	*Sonya Hurst, Richmond, CA	
900,250	Daniel Bellisle, Montreal, Quebec	570,500	Aaron Samuels, Monument, CO	620,800	Rhea Jarrard, Olympia, WA	463,400	Glein Alfrey, Olympia, WA	
184,800	Helene Gilbert, Rouyn-Noranda, Quebec	535,900	Scott Sherman, Woodstown, NJ	288,500	Carol Elliot, O'Leary, Prince Edward Island	235,660	Jim Isael, Cotati, CA	
114,550	Jamey Maurmus, New Orleans, LA	488,600	Paul Canyon, Phoenix, AZ	205,400	Bill Elliot, O'Leary, Prince Edward Island	187,000	Gary Sebastian, Hazel Park, MI	
103,150	Lisette Kyer, Cornwall, Ontario	435,700	Andy Dater, Medford, OR	<b>TRAIL'N TAIL (THE RAINBOW)</b>	119,705	*Diago Gallina, Summit, NJ	Jerry Dill, Frankfort, MI	
84,600	Sean Colson, East Lyme, CT	333,400	Shane Woodrum, Decatur, IL	102,930	Philip Parent, Smiths Falls, Ontario	94,810	Jean-Marc Parent, Smiths Falls, Ontario	
81,750	Jean-Francois Lauzier, Asbestos, Quebec	202,800	Nicole Hubler, Swanwick, IL	78,275	Michael Rosenberg, Prestonburg, KY	<b>TUT'S TOMB (Mark Data)</b>	189,760	*Jerry Austin, Baraboo, WI
<b>POPCORN (Radio Shack)</b>		50	*John Allocca, Yonkers, NY	184,380	Biagio Di Lorenzo, Montreal, Quebec	183,060	Michael McCafferty, Oceanside, CA	
45,210	*Mike Norris, Columbia, SC	82	Jeff McKay, Travis AFB, CA	158,000	Chris Russo, Miami, FL	148,300	Mike Rebbecci, Somerdale, NJ	
41,910	Nicole Freedman, Wellesley, MA	97	Phil Zarfos, Dallastown, PA	<b>WHIRLEYBIRD RUN (Spectral Associates)</b>	43,850	30,100	Dan Durga, Flint, MI	
36,500	Barry Stanton, North East, PA	98	Aaron Durkee, Lansing, MI	16,900	Stephane Asselin, Baie-Comeau, Quebec	<b>WILLY'S WAREHOUSE (Intracolor)</b>	183,500	*Alan Morris, Chocoma, MA
34,900	William Blaine III, Gallipolis Ferry, WV	198	Bob Mazzotta, Freehold, NJ	<b>ZAXXON (DataSoft)</b>	2,068,900	2,057,800	Chris Oberholtzer, Lexington, MA	
32,430	Chris Bost, Temple, TX	<b>SHAMUS (Radio Shack)</b>	62,940	*Jon Blow, San Diego, CA	1,700,000	1,510,000	James Quadrella, Brooklyn, NY	
28,640	Alfredo, New York, NY	<b>SHENANIGANS (Mark Data)</b>	96	*N. Whaklin, Mt. Lebanon, PA	666,000	643,000	Andy Green, Whitehall, PA	
<b>O-NERD (THE RAINBOW)</b>		103	Chris Cope, Central, SC	86,500	84,000	82,300	82,300	Brian Kinnaird, Ladson, SC
1,958,950	*Bruce Baltzer, Hanover, Ontario	<b>SKIING (Radio Shack)</b>	01:00	*Scott Clevinger, Fairmount, IN	84,000	82,300	82,300	Erik Hulman, Deiran, NJ
61,290	Sean Conner, Summit, NJ	01:00	*Billy Faircliff, Charleston, SC	690	48,900	48,900	48,900	Tom Harrison, Pittsfield, MA
<b>QUIX (Tom Mix)</b>		01:10	Mike Scharf, Fremont, OH	<b>SPACE RACE (Spectral Associates)</b>	83,422	*Mark Donahue, Alexandria, VA	11,800	Mario Asselin, Baie-Comeau, Quebec
907,320	*Andrew Norris, Mississauga, Ontario	01:12	Sean Conner, Summit, NJ	11,800	<b>SPEED RACER (MichTron)</b>	125,750	*Jack Menzullo, Saginaw, MI	
447,953	Stephane Asselin, Baie-Comeau, Quebec	05:85	John Hopkins, Greenville, SC	121,200	115,410	115,410	115,410	Paul Kenyon, Phoenix, AZ
320,373	Jean-Francois Lauzier, Asbestos, Quebec	<b>SNAKER (THE RAINBOW)</b>	1.24	*Luanne Ashby, Phoenix, AZ	109,440	97,570	97,570	Jean-Francois Pigeon, Villemontel, Quebec
271,965	Nicole Freedman, Wellesley, MA	1.26	Den Sobczak, Mesa, AZ	111,200	109,440	91,580	91,580	Mike Rebbecci, Somerdale, NJ
<b>RAAKA-TU (Radio Shack)</b>		1.37	Susan Ballinger, Uxbridge, Ontario	109,440	97,570	91,580	91,580	Dan Bouges, Niantic, CT
50	*Ryan Devlin, Louisville, KY	1.50	Andy Green, Whitehall, PA	97,570	91,580	91,580	91,580	Gabriel Pigeon, Villemontel, Quebec
50	Todd Knopp, Prairie du Chien, WI	1.59	Balju Shah, Deep River, Ontario	91,580	91,580	91,580	91,580	Jean-Francois Lauzier, Asbestos, Quebec
40	Robbie Haines, Napan, Ontario	<b>SOLO POKER (Radio Shack)</b>	1,100	*Carol Staker, Moscow, ID	86,510	86,510	86,510	Peter Hezky, Windsor, Ontario
<b>RACER (THE RAINBOW)</b>		1,100	Robert Peterman Jr., Newton, TX	<b>RETURN OF THE JET-I (ThunderVision)</b>	538,432	*Matt Griffiths, Stillwell, KS	429,160	Jean-Francois Bruneau, St-Hubert, Quebec
159.9	*Frank Canepa III, Santurce, Puerto Rico	538,432	429,160	203,500	203,500	203,500	203,500	Jamey Maurmus, New Orleans, LA
90.2	Chris Neal, Wabash, IN	1,117,500	1,117,500					
<b>RADIO BALL (Radio Shack)</b>		1,117,500	1,117,500					
4,510,740	*Les Dorn, Eau Claire, WI	<b>REACTOIDS (Radio Shack)</b>	5,257,295	73,240	73,240	73,240	73,240	
3,798,810	Stephen Zamoski, Ewing, NJ	5,257,295	73,240					
1,738,150	Mickey Emberton, Indianapolis, IN	<b>ROAD RACE (THE RAINBOW)</b>	91.7					
1,511,640	Kelly Dion, Cap-de-la-Madeleine, Quebec	376.6						
1,286,500	Diana Knight, Euless, TX	705.1						
1,117,500	Michel Francoeur, Laval, Quebec	1212.4						
<b>REACTOIDS (Radio Shack)</b>		2158.5						
5,257,295	*Gary Bedford, Piqua, OH	<b>RUN FOR YOUR LIFE (THE RAINBOW)</b>	20,000					
73,240	William Blaine III, Gallipolis Ferry, WV	<b>SAILOR MAN (Tom Mix)</b>	596,700					
<b>RETURN OF THE JET-I (ThunderVision)</b>		<b>SHAMUS (Radio Shack)</b>	62,940					
538,432	*Matt Griffiths, Stillwell, KS	<b>SHENANIGANS (Mark Data)</b>	96					
429,160	Jean-Francois Bruneau, St-Hubert, Quebec	<b>SKIING (Radio Shack)</b>	01:00					
203,500	Jamey Maurmus, New Orleans, LA	01:00	*Billy Faircliff, Charleston, SC					
		01:10	Mike Scharf, Fremont, OH					
		01:12	Sean Conner, Summit, NJ					
		05:85	John Hopkins, Greenville, SC					
		<b>SNAKER (THE RAINBOW)</b>	1.24					
		1.26	Den Sobczak, Mesa, AZ					
		1.37	Susan Ballinger, Uxbridge, Ontario					
		1.50	Andy Green, Whitehall, PA					
		1.59	Balju Shah, Deep River, Ontario					
		<b>SOLO POKER (Radio Shack)</b>	1,100					
		1,100	Robert Peterman Jr., Newton, TX					
		<b>SPACE RACE (Spectral Associates)</b>	83,422					
		83,422	*Mark Donahue, Alexandria, VA					
		11,800	Mario Asselin, Baie-Comeau, Quebec					
		<b>SPEED RACER (MichTron)</b>	125,750					
		125,750	*Jack Menzullo, Saginaw, MI					
		121,200	Paul Kenyon, Phoenix, AZ					
		115,410	Jean-Francois Pigeon, Villemontel, Quebec					
		111,200	Mike Rebbecci, Somerdale, NJ					
		109,440	Dan Bouges, Niantic, CT					
		97,570	Gabriel Pigeon, Villemontel, Quebec					
		91,580	Jean-Francois Lauzier, Asbestos, Quebec					
		86,510	Peter Hezky, Windsor, Ontario					

— Debbie Hartley



# SCOREBOARD POINTERS

In conjunction with THE RAINBOW's Scoreboard, we offer this column of pointers for our game-playing readers' benefit. If you have some interesting hints and tips, we encourage you to share them by sending them to the Scoreboard, c/o THE RAINBOW.

## MODEM CALL

### Scoreboard:

I have the *PS1 Mustang Attack Flight Simulator* from Tom Mix Software that is capable of being played over the modem, provided the other end has the program also. If there is anyone out there in the 812 area, please call me at 812-422-8565 to "dogfight." If you can afford to call me long distance, that would be great. I do hope someone calls, because I want to get my money's worth out of this. I am getting rather bored shooting at the computer's "drone" plane. I want to "dogfight" someone and make a new "modem" pal. It should be lots of fun, so do call.

Chuck Alvey  
Evansville, IN

## WILY WIZARD

### Scoreboard:

For those who have *Dungeons of Daggorath*, try this tip: If you have noticed, when facing a creature you and it "take turns" in attacking. To get two "turns" you must find something worthless (such as an Abye flask) and drop it when you are about to fight. When the creature enters your cell, attack repeatedly. When your "turn" is up, the creature will pick up whatever is in your cell instead of attacking. That will be his "turn" and you can attack again. Do *not* try this with the wizard's image or the wizard, because they won't pick up anything. If you need more help or the solution, write to me at Rt. 4, Box 316-A, 24426.

Mike French  
Covington, VA

## YO HO HO

### Scoreboard:

I have just solved Mark Data's *Sea Search!* Here are some clues. To get the shark repellent, get the mirror (it's just beyond the stairs), give it to the mermaid and she will give you the key to the trapdoor. The keg of rum is in the cave where you keep your treasures.

Always watch your air gauge, don't go past the sharks without the repellent and always close the cave with the rock! Good luck!

Charles Farris  
Lebanon, IL

## BAT O'ROM-A

### Scoreboard:

In *Temple of ROM* if you wait until the bat is on the screen, any treasure "taken" doubles in value. This is especially useful in the case of the crown which has a value of 5,000.

Bill Elliott  
O'Leary, Prince Edward Island

## HEARTY ADVICE

### Scoreboard:

I have some hints for your readers who are fans of *Dungeons of Daggorath*.

1) Watch your heart rate carefully. When it is fast, hide by going around corners or in places where there are no long hallways. Another ploy is to stand over a pile of objects. If an attacking creature is known to be weak and may be destroyed with one or two blows, let it take the entire pile before engaging in a fight. This will allow your heart rate to slow, which in turn will increase your strength.

2) The flasks are subtle in effect. Once you have obtained 23 or more objects you will be strong enough to survive the drinking from the Abye flask, but only when your heart rate is at a slow pace.

3) Hiding a pile of objects from wandering creatures is an important strategy. You may choose to move to the hidden pile, luring a creature to the cache at the same time, because of the protection offered when creatures stop to pick up objects.

Douglas G. Oxenreider  
Montevideo, MN

## ANCHORS AWEIGH

### Scoreboard:

I have won a "great victory" on the war game *Battle of Midway* from Ark Royal Games, and have learned that you can lose control of your carriers during the game. A few different things can cause an aircraft carrier to stray off:

- 1) Trying to re-type after a launch command is entered from the choice of course or launch;
- 2) Homing a plane squadron on a carrier when the squadron cannot make it to the carrier safely.

When you home a squadron on a carrier, do so only when you are sure the squadron has enough fuel to make it.

I am having trouble with the game *Sands of Egypt*. I cannot get any further into the game when I enter the drain. Should I enter the drain or is there somewhere else I should go? If anyone can help me with this problem please write me at 1360 East Capel Road, 44028.

Matt Hazard  
Columbia Station, OH

## DARN KID

### Scoreboard:

In *Outhouse*, sometimes a bug occurs where garbage appears on the screen. This is to your advantage. The squatters/thieves cannot reach the door. Also, the house will sometimes crumble slowly (as if writhing in pain).

In *Shamus*, you can fire faster by holding the button down and moving the joystick.

In *Mudpies*, hold down the button when you die; this makes it faster. During the last two challenge levels I couldn't control "the kid." Does anyone know why? Write to 14925 Satanas St., 92129.

Jon Blow  
San Diego, CA

### Scoreboard:

I would like to challenge David Oelhaupf of Calgary on his statement in the March RAINBOW [concerning *Pyramid*]. He says

"... don't worry about the scepter, you'll find you don't need it..." You need the scepter to get the bird and you need the bird to drive away the serpent in order to get to a large portion of the game. However, there could be another exit to it, and if there is, I'd like David to write to me and tell me where it is. My address is Box 224, ROA 0C0.

Ian Loeppky  
Blumenort, Manitoba

### POKE PATTERN

#### Scoreboard:

I beat *Dungeons of Daggorath* about a year ago. Since then I have found pokes controlling strength, rings and many other things. If anyone is interested in the pokes or if you need help in *Dungeons of Daggorath*, *Bedlam*, *Calixto Island*, *Shenanigans*, *Pyramid*, *Sea Quest* or *Black Sanctum*, just send a SASE to me at 7809 Hermosa, 79108.

Mike Ruggles  
Amarillo, TX

### DALLAS QUEST

#### Scoreboard:

I have solved *Dallas Quest*. For anyone interested, to kill the giant rat you need the "night owl." To get the night owl give him the sunglasses.

For more information about *Dallas Quest*, send a SASE to me at 108 Magnolia, 75570.

Joe H. Dike  
New Boston, TX

#### Scoreboard:

In *Dallas Quest*, does anyone know what's so special about the ring and how to use it? If anyone does, then please let me know.

Also, I have solved *Calixto Island* and would be glad to help out anyone who needs it. I can tell you right now you will need everything you come across, except for the following: the message, the chest, the keys (in Trader Jack's shop) and the pottery. To use the teleport you must "activate energizer" and then "press button." If you want help, write to me at 7504 Pimlico Dr., 40214.

One other thing: can someone please help me with *Shenanigans*? I can't get out of jail for "indecent exposure" and I can't get into the subway.

Kevin Dorsey  
Louisville, KY

#### Scoreboard:

Help! I am working on the *Dallas Quest* Adventure game and I am stuck. I don't know how to use the ring. When I type USE RING the computer asks "How?" I've tried everything from eating the ring to showing it. I've gotten as far as the Cannibal Natives and can't get past them to get into the cave. I tried a "clue" and it says "Try using the same thing that you used on the elephant," but I still don't know how to use it there. Please help! Anyone who can help or even give me some hints, write me at #8 Morris Lane, 75503.

Chris Foster  
Texarkana, TX

### MINE FIELD MENACE

#### Scoreboard:

In *Crystal Castles*, by ThunderVision, when you are on the first level, go into the door and jump. You should get a 70,000 bonus, a free bear and advance to a high level.

In the Adventure game *Saigon: The Final Days*, I can't get past the mine field after I have blown up the Viet Cong machine gun nest. Any help would be greatly appreciated. You can write to me at 4009 32nd Ave Ct., NW, 98335.

Rodney Mullineaux  
Gig Harbor, WA

### KEY EXPLANATION

#### Scoreboard:

Can anyone explain how to get the key in Screen 10 of *Tut's Tomb*. You cannot get out of Screen 12 without it. Write to 231 W. Wagler, 61550.

Ruth Horner  
Morton, IL

### QUARTERS QUERY

#### Scoreboard:

I need hints on the *Alcatraz* Adventure. How do you get the bullet? How do you get into the guard's quarters a second time, after you have entered and left? What are the chisel and pliers used for? Hints only please, not the whole solution. Write me at 1213 W. McClure, 61604.

Wade Fehr  
Peoria, IL

Johnson, Murray Jobe, Donnie Hamilton, Andre Needham, Bruce and Joanne Dugger, E.A. "Ed" Pruitt, Felix and Cheryl Edwards, Melinda Ballist, Eric Elmquist, Thomas Young, Larry Teixeira, Carl Milligan, Chris Hawkes, Vitold Gornicz, Terry Jensen and Jerry Yowl, Larry Seymour, Michael Parry, Bob Lentz, Walt Anderson, Frank Callison, Curtis Wood, Paul Schallowitz, Philip Zwart, Bill McCabe, Thomas Bennett, Peter Pollack, Dan Uytiepo, Roger Musser, Herb Hart, Andy Ervin, Richard Sailors, Tom Sancher, Alex and Carolyn Webster, Tom Rosenbaum, Ravo Lainevooll, Dave German, Stan Osterbauer, Howard English, Jerry and Karen McKee, Mark McGary, David Prey, Kevin Johnson, Norm Cooke, Z. Szili, Mike Herbert and Glenda MacLeod.

I have saved the best thank you for last, though. That thanks goes to you — the most important member of the CoCo Community. Without your support and enthusiasm for the Color Computer and THE RAINBOW, there would be no RAINBOW and no CoCo Community at all.

I know that thousands of you out there not only tell us you like this magazine, but you tell your friends, people who are thinking about buying a computer and, significantly important, our advertisers. I am as candid as I can be in telling you that your mentioning THE RAINBOW when you order products from advertisers has had a significant effect on our success. And, too, it has had a significant impact on the success of the CoCo market in general. Thank you for doing it. Please keep it up; it helps us a whole lot.

But just as important, thank you for taking us into your homes and your hearts. I honestly believe "CoCo Community" is more than just an expression to identify those of us who are interested in the Color Computer. I know I feel honored that you care about us as much as you do. And I want you to know we care about you, too.

It is an honor to be part of your lives and part of the CoCo Community. Thank you for letting us be just that.

— Lonnie Falk

# Rock'n'Rollin' Back To The CoCo Rockfest

By Fred B. Scerbo  
Rainbow Contributing Editor

*(Editor's Note: If you have an idea for the "Wishing Well," submit it to Fred c/o THE RAINBOW. Remember, keep your ideas specific, but don't forget that this is BASIC. Sorry, no personal replies are possible. All programs resulting from your ideas are for your use but remain the property of the author.)*

During the past year I have received a great deal of mail asking when readers could expect the next installment of two of my more popular graphics programs, *CoCo Rockfest* and *Baseball Fever*. After over a year of waiting, *Rockfest II* is now a reality, and what better time for its release than as part of THE RAINBOW's anniversary issue?

In this version, I have included some of the symbols and designs for the most requested groups and have also included some of the graphics breakthroughs I

have introduced to you in these pages over the last few months.

Before we get into the details of how *Rockfest II* works, let me deal with the issue of *Baseball Fever II*. I have received many letters from individuals, some of whom get quite angry that I have not replied to say when they could expect to see *Fever II*. Let me state once again: I simply do not have the time to answer all this mail, create the programs and write the column. If you want to know what is coming in following issues, just read the column. (I know I still owe a few people the 32 bracket wrestling programs they requested with a SASE. I will forward those after I add a few more refinements, so please be patient.)

## The Wish

For those who may not have seen our first *Rockfest*, let me explain what the program is all about. As I have stated many times before, the Extended Color BASIC Manual which comes with your CoCo is one of the most powerful and flexible graphics languages available. In fact, recently, a friend who is a strong supporter of the Commodore 64 came to me to show me the specifications on the new Commodore 128K

computer. This new C128 includes graphics commands such as DRAW, PRINT, LINE and COLOR. Naturally, my response was, "Big deal! CoCo users have had those commands for over four years now!" I guess our little Color Computer has been way ahead of its time!

When I released the first *Rockfest*, I stated that young programmers would find it very interesting to be able to type in graphics commands from the magazine listing and see the symbols and logos from their favorite rock groups explode in color on their computer screens. This helps encourage youngsters to explore how these commands work while improving their keyboard skills as well.

Needless to say, *Rockfest I* was a big success. I have even been approached by owners of discos and night clubs about using the CoCo to project these images on their video screens. (However, no one has actually done it yet, to my knowledge.) The mail I have received regarding the sequel has been overwhelmingly in favor of drawing the logos for some of the more popular "heavy metal" bands. With that in mind, here are your wishes granted in *Rockfest II*.

*(Fred Scerbo is a special needs instructor for the North Adams Public Schools. He holds a master's in education and published some of the first software available for the Color Computer through his software firm, Illustrated Memory Banks.)*





### The Program

The remainder of this article will be much smaller than usual since *Rockfest II* really does not break any new ground as far as graphics techniques are concerned. The one major difference between this version and the original is this version will fit into a 16K machine simply by leaving out the curtain and stage title card, and the remark lines.

This will be a big plus for all 16K owners, since the last version would only allow you to type in portions of the program, one group at a time. *Rockfest II* will run perfectly in 32K/64K without any modifications. I will explain the modifications for 16K at the end of this article.

The eight groups included in this version are Judas Priest, Foreigner, Iron Maiden, Ratt, Def Leppard, Big Country, Kiss and The Police. (Not all are heavy metal!) Some of these logos will only take a few lines, such as Ratt, which only takes six lines, or Kiss, which only takes 10 lines. Sure, there is no real work of art, such as the ZZTop logo from *Rockfest I*, and the logo for

The Police is a rather simple design from the *Synchronicity* album, but what do you expect? ZZTop did take a great deal of time!

For the first time I have also included a graphics which I did not write the lines for. The Judas Priest logo was



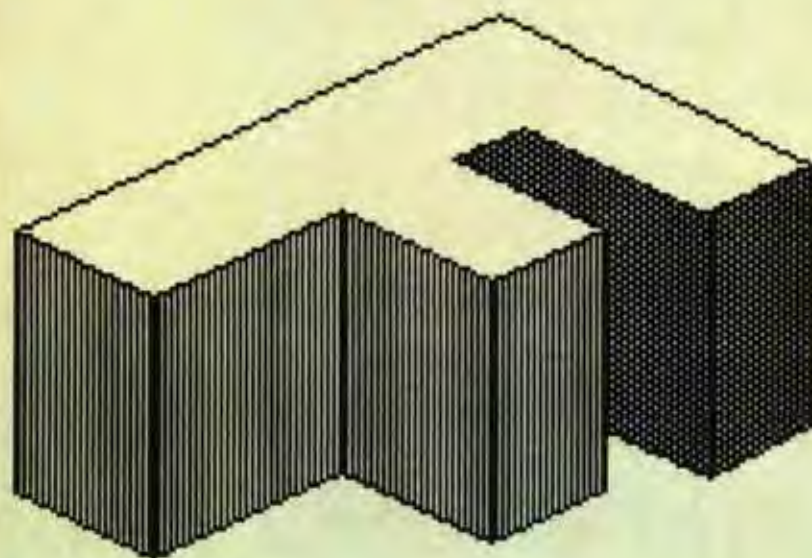
written by my cousin, David Casuscelli, who is a freshman at the high school where I teach. Recently, his graphics of the rock group Motley Crue was used in *THE RAINBOW* as part of the "CoCo Gallery." Since I had planned on designing a Judas Priest logo, and David already had it written for his own use, I let him convince me to put his version in *Rockfest II*. (It didn't take too much convincing. As I've said before, no use reinventing the wheel.) I think you will find David did quite a good job on it.

Another feature which I included in this version is the use of PCOPY to help create the actual graphics. You will notice that after the Ratt logo is drawn at the top of the screen, it is repeated three more times rapidly to fill the screen with four copies of the logo. This technique is also used on the Police logo to repeat the graphics for the paint brush stroke. Not only does this save us some program lines, it helps to draw the graphics on the screen much more rapidly.

Those who are familiar with my graphics in *Football Fever I* and *II* and the extra PMODE4 colors will notice I have used one color from those techniques: yellow. I have put this into one array and use it to paint yellow using the OR command with the PUT statement. For those who wish to know how these colors are created, please refer to those articles (November 1984, Page 177 and December 1984, Page 107).

Some of you will remember that I also used the PCOPY command with the POKE178,n method to rapidly page through different-colored versions of AC-DC and Asia in the last version.

# FOREIGNER



This time I used the same technique for Kiss, only I created the graphics in PMODE1 rather than PMODE3 or 4. This allows us to use the PCOPY command without having to PCLEAR any additional pages.

## Running the Program

After you have successfully typed in the listing, RUN the program. The screen will fill with a curtain and stage, draw out the title "CoCo Rockfest II" and then draw a set of A's and B's at the bottom of the screen.

Of the two letters drawn, press the one which is colored red and the program will proceed to the menu. Press the letter next to the graphics you wish to see, and the screen will proceed to draw the group which you selected. If you wish to return to the menu, simply press the ENTER key and the menu will reappear.

If you wish to have a little fun with the program, type AUDIODN:MOTORON and ENTER before running the program. You may now place a music cassette in your computer cassette recorder and play the music over the speaker of your TV.

Also, you may make screen dumps of these graphics if you have a screen

dump program. (Please don't write and ask me to send you mine. I don't have one. I'm using someone else's!) Select the graphics you want from the menu, press BREAK and then load your graphics dump.

## 16K Modifications

If you wish to fit this program into

16K, then delete the following lines from this program listing:

```
DEL 24 - 82
DEL 112 - 128
DEL 248 - 256
DEL 324 - 336
DEL 444 - 454
DEL 514 - 528
DEL 638 - 652
DEL 762 - 776
DEL 826 - 840
```

If you have RAINBOW ON TAPE and only have 16K, you may still load the program, but first you must PCLEAR1. Next, load the program, delete the lines above, then PCLEAR4 and RUN. You may also wish to insert the following lines:

```
24 PMODE4,1:PCLS1:SCREEN1,1:
   PMODE3:PCLS2
26 X$=INKEY$:IF X$<>CHR$(13)
   THEN 26
```

On running the program, the screen should be red. If it is not, press the Reset button and RUN again until it is red. If the screen is red, simply press the ENTER key and the menu will appear. You will not get the title card, but this is better than nothing.

## Conclusion

Keep your ideas coming in. If time permits, I just may be able to complete *Baseball Fever II* before the end of the baseball season, but please be patient. That one is a major project to finish!



# GRAPHICOM / VIDEO DIGITIZER

Input directly into Graphicom for easy enhancements, manipulation, stamping, and storage. Catalog all your favorite video photos, of your friends, family, movie & TV characters on cassette. Accept composite video signal in (1) Dv-p-p) from video camera, VCR, video disc player, another computer, or other compatible video sources.

View all air or VCR digitized video at close to real-time. Snapshot video frames to the digitizer's internal memory. No slow, busy, serial manipulation, just hit your joystick a few buttons, it's that simple.

Use with your multi-pak or a "Y" cable ("Y" cable available at \$19.95).

Video is input via a BNC connector. External controls for HORIZONTAL POSITION, VERTICAL POSITION, HORIZONTAL WIDTH, BRIGHTNESS, and CONTRAST (FUZZ) settings.

Don't be fooled by imitations - this is the GRAPHICOM HEAD DIGITIZER - the only digitizer that DIRECTLY inputs into Graphicom (The original design by Christine Cat, the folks that brought Graphicom to the COCO world).

REQUIRES 64K COCO, 1 DISK DRIVE, AND 2 ANALOG JOYSTICKS. FREE GRAPHICOM PROGRAM, PICTURE DISK, AND GRAPHICOM UTILITY SUPPLIED WITH PURCHASE OF VIDEO DIGITIZER (A \$50 VALUE).

**\$199.95**



## SUPER BACK-UP UTILITY

WITH 5.25" FROM COMPUTE! YOU'LL NEVER NEED ANOTHER BACK-UP UTILITY FOR YOUR COCO!!!

SUPER BACK-UP UTILITY WILL PERFORM ALL OF THE FOLLOWING FUNCTIONS:

1. TAPE TO TAPE (Requires at least previous software)
  2. TAPE TO DISK (Move Cassette programs to disk)
  3. AUTO RELOCATE (For those Cassette programs that conflict with Disk operating systems)
  4. DISK TO TAPE (Place Disk programs onto Cassette)
  5. DISK TO DISK (PowerUp type 8 image program Copies regularly of destination software)
- MENU DRIVEN  
• REQUIRES 32K EXTENDED COCO  
• REQUIRES 1 OR 2 DRIVES (For Disk Transfers)  
• ALL MACHINE LANGUAGE!!!

COMPARE WITH OTHER INDIVIDUAL PROGRAMS COSTING IN EXCESS OF \$100.00!!!

DISK \$49.95 Cat. No. 107CD

## SPIT-N-IMAGE

M's Disk Back-Up Utility

There is no need to suffer the heartache of a crashed disk any longer! Spit-N-Image will create a mirror image of your valuable disk programs which do not respond to normal back-up functions. We also enhance and back-up in one operation. Data processing experts never point on having a back-up - it's good practice - Ohh I will!

REQUIRES 32K CC

DISK \$34.95 Cat. No. 101CD

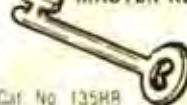
## TRIPLE TRANSFER UTILITY

Transfer contents of disk to tape • Transfer contents of tape to disk • Seek to an Alt. Disk • Will automatically reconfigure those cassette programs that conflict with the disk operating system • Will display machine language program address • Shows ASCII, Basic, & Machine Language Programs • All contained in 1 media drive program!

REQUIRES 32K CC EXT.

Cassette \$19.95 Cat. No. 105CT  
Disk \$24.95 Cat. No. 105CD

MASTER KEY © 1984



ONLY \$99.95

Cat. No. 135HR



GRAPHICOM MAIN MENU



GRAPHICOM FONT PAGE



12C - ART DEMO FROM WHITESMITH



GCI FONT DISK

## GRAPHICOM \$24.95

Simply stated - One of the best graphic programs written for the Coco Computer!

- 16 BIT 160 x 160 to 640 x 640
- 4 Display modes (including internal resolution)
- Address mode
- Copy Paste with over 15 line patterns for use with the key-panels
- Screen Rotate (vertical/horizontal) screen at 90, 180, or 270 degrees
- Digitized color palette (colorful) with 16 colors from most COCO available manufacturers palette
- Multiple window character type (color or monochrome)
- Supported only on 16-bit/16-bit/16-bit graphics
- Screen utility for Audio systems (see Sales or other sources)
- Built in 9-Resolution (RAW) (compatible with 160x160, 320x160, 640x160, 640x320, 640x480, 640x640, 1280x640 and COCO 16-bit systems from 110 to 3600 baud)
- Disk save (between 160x160/320x160)
- Many additional features, including hints, help, and more than 100 suggestions...

• EASY TO LEARN GRAPHIC MENU • REQUIRES 64K COCO, 1 DRIVE SYSTEM AND 2 ANALOG JOYSTICKS

## PICTURE DISKS \$9.95

Available from COMPUTIZE

- 8C: Artfact color palette
  - 9C: Large character sets drawn with master design (from Derringer Software)
  - 10C: Same as 9C but set up as Starto set
  - 7: Miscellaneous Art Set #1
  - 8: Miscellaneous Art Set #2
  - 9: Miscellaneous Arts and Examples
  - 10: Miscellaneous Fonts
  - 11C: Artfact color palette type form
  - 12C: Art demo from WHITESMITH
  - Color Hires artwork from Whitesmith, the people that brought you Graphicom Part I, introduced by an animated marching band performing a Sousa march in 4 part harmony!
  - 13C: GRAPHICOM PART I function demo
- GCI FONT DISKS
- Each disk contains 40 or more font files (10 or more GRAPHICOM PART I fonts, 4 variants of each, one for each display mode), and three "FONT INDEX" screens to make identification and selection easy.
- 14C: GCI Fonts Disk #1
  - 15C: GCI Fonts Disk #2
  - 16C: GCI Fonts Disk #3



©1984 WHITESMITH V1.0

GRAPHICOM PART I is a menu-driven graphics utility that does not require the original GRAPHICOM to run. It includes many of the functions that are missing in GRAPHICOM and will load and save both STANDARD (binary) and GRAPHICOM format screens. GRAPHICOM PART I requires a 64K Color Computer or Color Computer II, and at least one disk drive. It supports 1 to 4 disk drives, keyboard or joystick input, COLOR or B/W (hi-res) operation, and 4 screen display modes. "DOPS" command provides recovery after mistakes, and allows experimenting. Supplied on disk with a 34 page manual.

## GRAPHICOM PART II-\$24.95



Get your screens magnified 2x, 4x, or be Draw or touch up in either color or B/W (hi-res) mode. Excellent for fine detail work.



Reposition graphics with precision and ease. WHAP-AROUND feature prevents graphics from crossing off the edge of the screen.



Get your screens magnified 2x, 4x, or be Draw or touch up in either color or B/W (hi-res) mode. Excellent for fine detail work.



Enlarge or reduce any part of a screen by any amount, proportional or non-proportional. Rotation can be anything from 0 to 256 deg.



Reproduce and enlarge small areas of the screen with colors or patterns for backgrounds, logos, etc. Over 80 icons supplied on disk (also user definable).



More than 50 different colored shades and patterns available (over 200 if you count the 4 display modes). Additional patterns may be user defined.



Substitute colors, swap BLUE and RED, remove WHITE (removing all color colors lines for painting), create color separations.



Load & save screens in either GRAPHICOM or STANDARD format. Easy access from one format to another. Supports single or multi-disk run to 41 disk drive system.



CALL OR WRITE FOR YOUR SAMPLE DIGITIZED PICTURE CATALOG TODAY!

# Computize

(215) 946-7260 P.O. BOX 207 • LANGHORNE, PA 19047



Check or M.O. • Add \$3.00 shipping • PA residents add 6% sales tax



ATTENTION COCO CLUBS  
CALL OR WRITE FOR  
INFORMATION ABOUT  
SOFTWARE DEMOS  
FOR CLUBS.

50	153	508	238
90	210	618	41
210	166	654	7
230	38	730	200
306	77	762	248
338	128	824	207
430	46	END	26

The listing: RCKFEST2

```

10 *****
12 * THE COCO ROCK-FEST #2 *
14 * BY FRED B. SCERBO *
16 * COPYRIGHT (C) 1985 *
18 *149 BARBOUR ST.N.ADAMS,MA.*
20 *****
22 DIM A(20)
24 PMODE4,1:PCLS0:SCREEN1,1
26 LINE(0,170)-(255,174),PSET,B
28 LINE(0,174)-(255,192),PSET,BF
30 PMODE3,1
32 POKE178,55:PAINT(128,2),,4
34 FORI=1TO40STEP4:IK=RND(3)+1:C
OLOR K,K:LINE(I,0)-(I,170),PSET
:LINE(254-I,0)-(254-I,170),PSET:
NEXT
36 FORI=2TO120STEP2:K=RND(3)+1:C

```

```

IRCLE(0,0),I,K,.4,0,.25:CIRCLE(2
55,0),I,K,.4,.25,.5:NEXT
38 LINE(70,48)-(182,120),PSET,BF
40 DRAW"BM108,52C3R4ND6R4BR6D6U3
R6D3U6BR6NR6D3NR6D3NR6"
42 PMODE4,1
44 FORI=96TO140STEP44
46 FOR Y=6TO10
48 CIRCLE(I,70),Y,0,.9,.15,.9
50 CIRCLE(I+11,78),Y,0,.9,.6,.8
52 NEXT Y
54 FOR Y=6TO10
56 IF I=96 THEN 58 ELSE 60
58 CIRCLE(I+33,78),Y,0,.9,.6,.8
60 CIRCLE(I+20,70),Y,0,.9
62 NEXT Y
64 NEXT I
66 PMODE3,1
68 DRAW"BM76,94C2U12R4F2D2G2L4R4
F2D4BR8H2U8E2R4F2D8G2L4BR14R4NE2
L4H2U8E2R4NF2BR8D12U6R2E4NU2G4F4
D2BR4BU6R6BD6BR6U6NR4U6R6BR6"
70 DRAW"NR6D6NR4D6R6BR6R8U6L8U6R
8BR4R4ND12R4BD20BL46C3L20R4D12L4
R20L4U12"
72 FORI=6TO120STEP16:IS=STR$(I):
Y$=STR$(256-I)
74 DRAW"BM"+IS+" ,188C3U4NR4U4R4D

```

## NEED AN INEXPENSIVE SERIAL-PARALLEL INTERFACE?

### SP-2 INTERFACE for EPSON PRINTERS:

- 300-19,200 BAUD rates
- Fits inside printer — No AC Plugs
- Optional external switch (\$5<sup>00</sup> extra) frees parallel port for use with other computers
- \$49<sup>95</sup> (plus \$3<sup>00</sup> shipping)

### SP-3 INTERFACE for MOST OTHER PRINTERS:

- 300-19,200 BAUD rates
- External to printer — No AC Plugs
- Built in modem/printer switch—no need for Y-cables or plugging/unplugging cables
- \$64<sup>95</sup> (plus \$3<sup>00</sup> shipping)

Both also available for RS-232 and Apple IIC computers.

Co Co Serial Cables 15 ft.—\$10.

Co Co/RS-232 Cables 15 ft.—\$20. Other cables on request.

**CNR ENGINEERING**  
 P.O. Box 492  
 Piscataway, NJ 08854  
 (201) 752-0144  
**DEALER INQUIRIES INVITED!**

## UNDERCOLOR

Finally, a newsletter that will keep you up to date on the latest Color Computer Developments.

### SUBSCRIBE TODAY!

- Yes, enter my subscription to UNDERCOLOR
- 1 year \$33.00     2 years \$66.00  
 Canada/Mexico
- 1 year \$47.00     2 years \$94.00  
 Overseas
- 1 year \$53 US dollars  
 Airmail \$65 US dollars

Name \_\_\_\_\_

Address \_\_\_\_\_

City \_\_\_\_\_ State \_\_\_\_\_ Zip \_\_\_\_\_

Mail to: ColorPlus, Box 6800,  
 Roxbury, VT 05669 or  
 call (802)485-6440

```

8"
76 DRAW"BM"+Y$+" ,188C2NL6U4NL4U4
L6R2D8"
78 NEXTI
80 X$=INKEY$:IFX$="A"THEN82ELSEI
FX$="B"THEN84ELSE80
82 B=2:R=3:R$="C3":GOTO86
84 B=3:R=2:R$="C2"
86 CLS0:PMODE4,1:PCLS1:SCREEN0,0
:PMODE3:DRAW"S4BM0,1":FORI=1TO64
:DRAWR$+"RBRC4R2":NEXTI:DRAW"BM2
,2":FORI=1TO64:DRAWR$+"RBRC4R2":
NEXTI:GET(0,1)-(256,2),A,G
88 CLS5:SCREEN0,0:PRINT@132," A)
JUDAS PRIEST ";
90 PRINT@164," B) FOREIGNER
";
92 PRINT@196," C) IRON MAIDEN
";
94 PRINT@228," D) RATT
";
96 PRINT@260," E) DEF LEPPARD
";
98 PRINT@292," F) BIG COUNTRY
";
100 PRINT@324," G) KISS
";
102 PRINT@356," H) POLICE

```

```

";
104 X$=INKEY$:IFX$=""THEN104
106 X=ASC(X$)-64:IF X<1 THEN 104
ELSE IF X>8 THEN104
108 ON X GOSUB200,300,400,500,60
0,700,800,900
110 GOTO88
112 '
114 '
116 '
118 '
120 '
122 '
124 '
126 '
128 '
200 'JUDAS PRIEST
202 'BY DAVE CASUSCELLI
204 PMODE4,1:PCLS1:SCREEN1,1:PMO
DE3
206 DRAW"BM0,0C0"
208 DRAW"BM21,48S4C1NM+0,+37BD1M
+26,-21'M+00,+55'M-11,-4'M+08,-8
U6'M-13,+13D4'M+21,+8'U57U3M-5,-
1D3'BM-17,+46'M-28,+22D4M+28,-22
M-28,+22M+22,+8M+21,-15BU3
210 DRAW"BM+8,-50M+5,-3D19M-5,+3
NBF4M+5,-3NF2U19M+6,+2D15M+8,+8M

```

# AVAILABLE NOW DRAGON USER

To make the most of your new Dragon microcomputer from Dragon-Tano, you need *Dragon User* — the international, independent magazine for Dragon owners.

- Each issue of *Dragon User* contains:
- reviews of the latest software
  - programming advice for beginners
  - hardware projects

- program listings covering games and utilities
- reviews of Dragon peripherals and add-ons
- technical advisory service
- programming articles for users

The Dragon microcomputer was launched in the UK last year. Since then we have developed a knowledge and mastery of the machine's abilities. You can benefit from our experience by subscribing to *Dragon User*, which is expanding its coverage to include all US developments.

To make sure that you receive a copy of *Dragon User* regularly, subscribe direct to us. This costs only \$29.95 for 12 issues airspeeded to you — or take advantage of our special offer to long-term subscribers. Individual copies of the magazine can be obtained from your Dragon dealer.

**Subscription order form.** Receive a free book and save money by taking out a long-term subscription — a two-year subscription saves 10%, a three-year subscription saves 20%. In addition, long-term subscribers will receive a free copy of either  *The Working Dragon* or  *Dragon Games Master*. Please send a check, made payable to *Dragon User*, with this form. Start my subscription from the following issue .....

Name .....

Address .....

Signed..... Date.....

Subscription rates US and Canada airspeeded  US\$29.95 for 12 issues/1 year  
 US\$53.90 for 24 issues  US\$71.90 for 36 issues. Send this form to  
*Dragon User* % Business Press International, 205 E. 42nd St., New York, NY 10017.

```

+Ø,-2ØNM-7,+3NM+5,+1BM+6,+2M+Ø,+
17M+6,+6M+Ø,-21NM-6,+4NM+9,-4M+5
,+1M+5,+4M+Ø,-9M+5,+1M+Ø,+29F2E4
U17GLGLGEREREBM+Ø,+48BM-15,-32FE
3U11HLHLD15BU2
212 DRAW"BM+16,-14M+4,+1M+4,+4RU
3M+6,+2D19BL1ØNU16FE3U12HLH"
214 DRAW"BR9BD14D5M+14,+4M-8,-18
NM-5,+2U5NM-5,+2M+15,+5D5NM-4,+4
M-Ø8,-3M+9,+2ØD3NG3BM-13,-4"
216 A$="M+11,+11M+5,-2M+6,+6M+3,
-3M+7,+7M+3,-3M+7,7M+4,-3M+6,+6M
+3,-3M+7,7M+3,-3M+14,+4"
218 DRAW"BM-7Ø,-28"+A$+"M+3,+1
22Ø DRAW"BM15Ø,58NM-14,+9D4ØNG3F
4NG4E2U34M+13,+5M-11,+9D6M+16,-1
3U5M15Ø,58"
222 DRAW"BM+2Ø,+21NM-14,+1ØD5M+6
,-3D6M-6,+3D14G2NG3H4NG3U2ØBM+15
,-13M+5,+2M-Ø,+5NM-7,+6M-5,-2NM-
1Ø,+8U5LGLG"
224 DRAW"BM+5,+1ØNG3ND25M+6,+2D2
1M+6,+2U2ØNM-6,+3M+18,+6D5M-11,+
11BM-1,-8U7M+6,+2M-6,+6BM+1,+7M+
23,+7M-9,-17NM-1Ø,+1ØU5NG2M+18,+
6D5NG5M-Ø9,-3LM+9,+17D4NG3M-44,-
13GGGGHUHUNG3U2"
226 G$="M+11,+11M+5,-2M+6,+6M+3,
-3M+7,+7M+3,-3M+7,7M+4,-3M+6,+6M
+3,-3M+7,7M+4,-4M+19,+5M+9,+9M+5
,-5M+1Ø,+1ØM+5,-5M+11,+11M+5,-5M
+47,+14"
228 DRAW"BM-122,-39NM-5,+3D6NM-5
,+3U6"+G$:DRAW"BM-178,-54M+11,+1
1M+5,-2M+6,+6M+3,-3M+7,+7M+3,-3M
+7,+7M+4,-3M+6,+6M+3,-3M+8,+8M+6
,-6M+14,+4M+12,+12M+5,-5M+1Ø,+1Ø
M+5,-5M+11,+11M+6,-6M+55,+16"
23Ø DRAW"U28M+9,+3NG9U5M-9,-3U1Ø
M-5,-1D9M-5,-1NG2D5NG6M+5,+1NG9D
23M-3,-1"
232 DC$="M+3,+3M+3,-3M+8,+8M+4,-
4M+9,+9M+4,-4M+9,+9M+4,-4M+8,+8M
+4,-4M+8,+8M+5,-5M+1Ø,+1ØM+5,-5M
+1Ø,+1ØM+6,-6M+1Ø,+1ØM+5,-5M+1Ø,
+1ØM+5,-5M+48,+14M+2Ø,-16":DRAW"
BM-191,-3Ø"+DC$
234 PMODE4
236 PAINT(12Ø,112),Ø,Ø:PAINT(74,
74),Ø,Ø:PAINT(186,112),Ø,Ø:PAINT
(15Ø,1Ø1),Ø,Ø:PAINT(165,1Ø5),Ø,Ø
:PAINT(199,97),Ø,Ø:PAINT(227,1Ø5
),Ø,Ø:PAINT(229,111),Ø,Ø:PAINT(2
49,113),Ø,Ø:PAINT(139,75),Ø,Ø
238 PMODE4:SCREEN1,1:PMODE3
24Ø PAINT(49,64),R,1:PAINT(6Ø,44
),R,1:PAINT(152,75),R,1:PAINT(18
1,71),R,1:PAINT(174,86),R,1:PAIN
T(183,88),R,1:PAINT(246,1Ø7),R,1

```

```

242 PAINT(Ø,Ø),B,1
244 PAINT(2ØØ,95),1,1:PAINT(16Ø,
74),1,1:PAINT(18Ø,77),1,1:PAINT(
234,1Ø6),1,1
246 X$=INKEY$:IFX$=CHR$(13) THENR
ETURNELSE246
248 '
25Ø '
252 '
254 '
256 '
258 'FOREIGNER
3ØØ PMODE4,1:PCLS1:SCREEN1,1:PMO
DE3
3Ø2 DRAW"C1S4":GOSUB3Ø4:GOTO31Ø
3Ø4 DRAW"BM14Ø,54M-159,46D6ØM+45
,+15M+6Ø,-2ØM-6Ø,+2ØU6ØM-45,-15M
+45,+15M+6Ø,-2ØND6ØM+48,+16D6ØM-
48,-16M+48,+16"
3Ø6 DRAW"M+36,-12U6ØM-36,+12M+36
,-12M-48,-16M+21,-7M+6Ø,+2ØD6ØM-
33,-11M+33,+11M+36,-12U6ØM-36,+1
2M+36,-12M-1ØØ,-34M-12,+4
3Ø8 RETURN
31Ø PAINT(19Ø,1ØØ),1,1:PAINT(24Ø
,1ØØ),1,1
312 FORI=5ØTO18ØSTEP2:PUT(Ø,I)-(
256,I+1),A,OR:NEXT:GOSUB3Ø4
314 PAINT(4,16Ø),B,1:PAINT(8Ø,11
Ø),R,1:PAINT(13Ø,11Ø),R,1:PAINT(
16Ø,11Ø),R,1:PAINT(14Ø,56),1,1
316 PAINT(1,1),1,1:PAINT(126,188
),1,1:DRAW"C4":GOSUB3Ø4
318 DRAW"S4C4BM1Ø,2ØU12BR4NR6BD6
BR2R2":CIRCLE(4Ø,14),8,4:DRAW"BU
8C1R32D16NL28NH28R2NH28BR12BU2C4
U12BR4R6F2D2G2L2M+4,+6BR18U12BR4
NR6BD6BR2R2BD6NL4R2BR18U12"
32Ø CIRCLE(146,14),8,4,1,1,.85:D
RAW"C1BU2R32D16NL28BH8NH6C4R8BR1
8ND6U2BU4F12BU6U6BD12BR18U12BR4N
R6BD6BR2R2BD6NL4R2BR16C4U12BR4R6
F2D2G2L2M+4,+6"
322 X$=INKEY$:IFX$=CHR$(13) THENR
ETURNELSE322
324 '
326 '
328 '
33Ø '
332 '
334 '
336 '
338 'IRON MAIDEN
4ØØ PMODE4,1:PCLSØ:SCREEN1,1:PMO
DE3,1
4Ø2 DRAW"S3C4BM46,7ØU56R16D56NL1
6"
4Ø4 DRAW"BR8U56R14D1ØE12F28G14F2
8G1ØH44BU8E1ØF1ØL2ØBD8D24L14"

```

# Why do more CoCo owners choose 'REAL TALKER'?

*Sure it's priced right, but there's more...*

Thousands of 'Real Talker' owners know 'Real Talker' beats ALL other Coco voice synthesizers in ease of use and flexibility. And, NO other Coco talker has a clearer, more intelligible voice. That's quite a lot of advantage when you consider Real Talker's unbeatable price. Yet, Real Talker has some important features that you simply will not find in other Coco talkers:

**'SAY'** command - You'll have your computer talking brilliantly in just minutes thanks to this powerful new command. Type SAY "ANYTHING YOU WANT" and your words are instantly spoken. It's that simple. Think how easy this makes creating speaking Basic programs. Adding speech to your existing programs is a snap too.

**'CONVERT'** - This is a truly powerful command for the basic programmer. CONVERT automatically transforms a machine language dependent speaking program into a stand-alone Basic program. In other words, you can effortlessly write speaking Basic programs that do not require a machine language translator in memory. This is a unique feature of 'Real Talker'. No other voice synthesizer gives you anything even remotely approaching this type of capability - even synthesizers costing considerably more.

Other features include software controlled pitch, unlimited vocabulary text-to-speech, and even a program that will recite any ASCII file (such as from Telewriter-64 & other word processors). You also get Colorware's unique full-screen phoneme editor program that let's you experiment with and modify speech at it's most fundamental level.

'Real Talker' is compatible with any 16K, 32K, 64K Extended or non-extended Color Computer. It works with any cassette or disk system and comes complete and ready to talk through your T.V. or monitor speaker. Price includes the 'Real Talker' electronic voice synthesizer in a ROM pack, software on cassette (may be transferred to disk), and user manual.



*'Real Talker' is a full-featured electronic voice synthesizer unit built into a compact cartridge case. You simply plug it into the side of your computer.*

## NOW INCLUDED WITH 'REAL TALKER'.....

1. **'DR. TALK'**-This interactive "Eliza" type psychoanalyst program will discuss your innermost problems at length.
2. **'TALKING BATTLESHIP'**-It's you vs. the computer in this speaking version of the classic game.
3. **'TALKING BLACKJACK'**- Play for big stakes against a rather talkative casino dealer.

ONLY  
**\$5995**

- 'REAL TALKER-1' (for the original Color Computer).....\$59.95
- 'REAL TALKER-2' (for the Color Computer-2).....\$64.95
- 'Y - BRANCHING CABLE' For disk systems. If you have a disk system but do not have a Radio Shack Multi-Slot unit, this economical cable will allow to connect and use your Real Talker and Disk system together.....27.95

## TALKHEAD

If you have a 'Real Talker', do not deprive yourself of this absolutely incredible machine-language Talking Head simulation program. While other talking head simulations use a minimal cartoon-like face, TALKHEAD uses high resolution, full-screen, digitized images of an actual person's face to create a life-like animated effect.



## SOFTWARE FOR THE 'REAL TALKER'

TALKHEAD can be easily commanded in Basic to appear on screen and say anything you want. Available on cassette or disk for only \$19.95, TALKHEAD requires 64K and a Colorware 'Real Talker'.

ONLY \$19.95

ACTUAL UNRETOUCHED PHOTO

**COLORWARE**

COLORWARE INC.  
78-03F Jamaica Ave.  
Woodhaven, NY 11421  
(718) 647-2864



### \*\*\* ORDERING INFORMATION \*\*\*

ADD \$3.00 PER ORDER FOR SHIPPING AND HANDLING.  
C.O.D.'S ADD \$3.00 EXTRA.  
SHIPPING AND HANDLING FOR CANADA IS \$5.00  
WE ACCEPT VISA, MASTER CARD, M.O.'S, CHECKS  
N.Y. RESIDENTS MUST ADD SALES TAX.

# CoCo Max

*This is one of those rare programs that will captivate everyone in your family.... No one can see CoCo Max and not want to try it!*



We are all witnessing an exciting revolution in microcomputers: a radically new kind of computer and software that opens a whole new world of creative power to computer users.

It was inevitable that this exciting approach would be brought to the CoCo. With this in mind, Colorware chose to go all out and maximize this new concept for the color computer. That meant designing not just software but hardware too. It meant thousands of hours of pure machine language programming. Rarely has this much effort been applied to one product for the Color Computer.



## UNMATCHED CAPABILITY...

Because we took the maximum approach: highly optimized machine code combined with hardware, CoCo Max truly stands above the rest as the ultimate creative tool for the Color Computer. Its unrivaled performance lets you create with more brilliance and more speed than any similar system — much more than you ever imagined possible. And, you can do it in black & white or color.



All the sophisticated power of the bigger systems is there: *Icons, Pull-Down Menus, full Graphic Editing, Font Styles*, and all kinds of handy tools and shortcuts.

Plug your joystick, mouse or touch pad into CoCo Max's Hi-Res Input Unit. Then use a delightfully simple *Point-and-Click* method to get any of CoCo Max's powerful graphic tools. It has them all!

You can *Brush, Spray or Fill* with any *Color, Shading or Pattern*. Use *Rubber Band Lines and Shapes* (square, rectangle, circle, ellipse, etc.) to create perfect illustrations with speed and ease. There's a *Pencil*, an *Eraser* and even a selection of *Calligraphy Brushes*. And, as you can see, CoCo Max can do a lot with text. All of the newest special effects are there: *Trace Edges, Flip, Invert, Brush Mirrors*, etc. And all of the very latest super-capabilities like: *Undo*, which automatically reverses your mistakes, and *Fat Bits* which zooms you way in on any part of your subject to allow dot-for-dot precision.



## THE BIG PICTURE

The large image box in the middle of the CoCo Max screen is actually only a window on an even larger image. Use the Point-and-Click "Hand" to effortlessly move your window over any portion of the larger image. You have a working area of up to 3-1/2 times the area of the window itself.

## FLEXIBLE PRINTING...

CoCo Max gives you many ways to print. Fill a whole page with your image or condense two full CoCo screens to less than 1/4 page for a finely detailed copy. "Dump" your CoCo Max screen full size or shrink it to 1/4 page size.



## FREEDOM TO CREATE...

Anyone who wants to create anything at all on their CoCo screen or printer will certainly be very glad to meet CoCo Max. CoCo Max's friendly yet sophisticated graphic and text capabilities let you almost instantly produce illustrations, diagrams, charts,



graphs, and computer art — for serious use or just for creative fun.



tion by using software schemes such as sliding windows. Although clever, these schemes yield sluggish and awkward results. Only CoCo Max does it the right way. The CoCo Max Hi-Res Input Unit plugs into your ROM slot and adds an entirely new joystick input to your computer — a precision one with a 49,152 point resolution to match the CoCo screen exactly.

Plug your same joystick, mouse or touch

You may then use CoCo Max's graphic magic on it. The DS-69 is available as an option from Colorware from \$149.95 complete with its own software on disk or tape. Using the DS-69 with a disk requires an RS multi-pak adaptor.



## COCO MAX REQUIREMENTS

The CoCo Max System includes the Hi-Res Input Unit, software on disk or cassette (please specify) and user manual. It will work on any 64K Extended or non-

# THE COCO MAX SYSTEM

## AN ABSOLUTE GUARANTEE

CoCo Max is a hardware/software system that no software-only system can match. Get CoCo Max and see your CoCo perform as it never could before. If you don't agree that CoCo Max is the ultimate creative tool for the Color Computer, simply return it within 20 days for a full, courteous refund from Colorware.

## THE HARDWARE...

This is the key to CoCo Max's unmatched performance. Did you know the normal joystick input built into the Color Computer only allows access to 4,096 (64 x 64) points on the CoCo screen? Yet, the Color Computer's high resolution screen



has 49,152 (256 x 192) pixels. This means that a joystick, mouse or even a touch pad can, at best, only access about one tenth of the pixels on the CoCo screen. Most graphic programs ignore this hardware limitation of the Color Computer and give you only low-res control. Others attempt to overcome the limita-

pad into this new input and you have a whole new kind of control. The difference is remarkable.



## A DIGITIZER OPTION...

We studied all the video digitizers available and picked the best of them to link with CoCo Max. The DS-69 from Micro Works was our choice. This optional device lets you capture the image from any video source (video recorder, camera, etc.) on your Color Computer.



extended Color Computer. You'll need a Radio Shack or equivalent joystick, mouse or touch pad. Disk systems require a Multi-Slot Interface or Y-Branching Cable.

**THE COMPLETE COCO MAX SYSTEM,** with software on **DISK**.....\$69.95

with software on **CASSETTE** (Available Mar '85).....\$69.95

**Y-BRANCHING CABLE**—if you have a disk system but do not have a Multi-Slot Interface, use this economical 40-pin, 1 male, 2 female cable to connect the CoCo Max Hi-Res input unit and your disk controller to your CoCo.....\$27.95

Sorry, **COCO MAX** is not compatible with **JDOS**

# COLORWARE

Colorware Inc.  
78-03F Jamaica Ave.  
Woodhaven, NY 11421  
(718) 647-2864



## ORDERING INFORMATION

ADD \$3.00 PER ORDER FOR SHIPPING AND HANDLING.  
C.O.D.'S ADD \$3.00 EXTRA.  
SHIPPING AND HANDLING FOR CANADA IS \$5.00  
WE ACCEPT VISA, MASTER CARD, M.O.'S, CHECKS.  
N.Y. RESIDENTS MUST ADD SALES TAX.

```

406 DRAW"BR72H18E40F40BD3BL20L40
E20F20BR20BU3G18L48"
408 DRAW"BR72U46H12R20F24U24R16D
78H16U16H16D28L16"
410 DRAW"BM12,140U46H12R26F16E16
F16D64H16U40G16H14D32L16"
412 DRAW"BR80H12E10H8E14F8E22R16
D56L26H10G10BE22BU2E8D16H8BD2BG2
2"
414 DRAW"BR54U56R16D56NL16"
416 DRAW"BR8U56R16F38G19L36BE15B
R2R18H18D18BL2BG15
418 DRAW"BR72H12U44R34D12L18D10R
18D12L18D10R18D14L18"
420 DRAW"BL36BR72U44H12R20F24U24
R16D76H16U16H16D28L16"
422 PAINT(50,30),R,4
424 PAINT(70,30),R,4
426 PAINT(132,30),R,4
428 PAINT(170,30),R,4
430 PAINT(10,100),R,4
432 PAINT(100,100),R,4
434 PAINT(120,100),R,4
436 PAINT(140,100),R,4
438 PAINT(180,100),R,4
440 PAINT(212,100),R,4
442 X$=INKEY$:IFX$=CHR$(13) THENR
ETURNELSE442
444 '
446 '
448 '
450 '
452 '
454 '
456 'RATT
500 PMODE4,1:PCLS1:SCREEN1,1:PMO
DE3
502 DRAW R$:DRAW"S4BM20,16R16D30
L16U30BU6H12R46"
504 CIRCLE(56,10),20,R,.7,.77,.2
0:DRAW"BD22BR8F14R4F10L24H20U6H6
R14H6L16F4L14H4BR66BD22M+16,-32R
26M+23,+46L50H12R30F4R4M-12,-24L
4M-8,+16L16"
506 DRAW"BR50BU32R50D46L18U28E2U
2H2L2G2D4L18M-9,-18BR58R50M-8,+1
8L20U4H2L2G2D2F2D28L18U46"
508 PAINT(22,18),R,R:PAINT(22,2)
,R,R:PAINT(120,18),R,R:PAINT(180
,18),R,R:PAINT(238,2),R,R
510 PCOPY1TO2:PCOPY1TO3:PCOPY1TO
4
512 IFINKEY$<>CHR$(13) THEN512ELS
ERETURN
514 '
516 '
518 '
520 '
522 '

```

```

524 '
526 '
528 '
600 'DEF LEPPARD
602 PMODE4,1:PCLS1:SCREEN1,1
604 DRAW"C0":GOSUB606:GOTO628
606 DRAW"S5BM90,100U80M+20,+40M-
20,+40M+20,-40BL8M-6,-14D26M+6,-
14BR11BD2M+14,-34D16M-6,+15R6M+3
,+5L8M+6,+15D16M-14,-34"
608 DRAW"BM+1,+1BD3BR19NR4M-3,-5
R7U37M+14,+28L6M-3,-5D13R11M+4,+
6L15D36M-6,-11U26"
610 DRAW"BR22BM16,146BD18NR32M+3
0,-60D17M-19,+38R18M+3,+6BU21"
612 DRAW"BL4M+14,-34D16M-6,+15R6
M+3,+5L8M+6,+15D16M-14,-34BR19BD
23"
614 FOR I=1TO2
616 DRAW"NU60R7U20BU6U14M+7,+14L
7BD6R18M-24,-40BD60BR27"
618 NEXT I
620 DRAW"BL8M+27,-54D54L6U17BU4U
7M-4,+7R4BD4L6M-8,+17L8BR32"
622 DRAW"NU60R7U20BU6U14M+7,+14L
7BD6R4M+10,+20R7M-10,-20R8M-24,-
40BR32BD90"
624 DRAW"U80M+20,+40M-20,+40M+20
,-40BL8M-6,-14D26M+6,-14"
626 RETURN
628 PAINT(94,10),0,0:PAINT(134,1
8),0,0:PAINT(150,12),0,0
630 PAINT(52,100),0,0:PAINT(66,1
10),0,0:PAINT(74,106),0,0:PAINT(
110,106),0,0:PAINT(160,110),0,0:
PAINT(170,100),0,0:PAINT(210,100
),0,0
632 FORI=1TO191STEP2:PUT(0,I)-(2
56,I+1),A,OR:NEXT
634 PMODE3:DRAWR$:GOSUB606
636 IFINKEY$<>CHR$(13) THEN636ELS
ERETURN
638 '
640 '
642 '
644 '
646 '
648 '
650 '
652 '
654 'BIG COUNTRY
700 PMODE4,1:PCLS1:SCREEN1,1
702 DRAW"S4C0BM16,110R60E6U6H6E6
U6H6L60D6R8D24L8D6BR30BU6U10NR10
BU4U10R10D10NL10BD4D10L10"
704 DRAW"C0BM128,110R30U6L12U24R
12U6L60D6R12D24L12D6R30"
706 DRAW"BM238,110L12H4G4L22"
708 CIRCLE(206,90),36,0,.6,.3,.6

```

# The Complete Rainbow Guide To OS-9

# Has Arrived!



The book you've been waiting for to take advantage of the full capacity of your Color Computer. Written by Dale L. Puckett and Peter Dibble, two of the foremost authorities on OS-9, this new publication is written with you in mind. Packed with practical applications, THE COMPLETE RAINBOW GUIDE TO OS-9 demystifies the system through a step-by-step process. For only \$19.95.

Also available is the RAINBOW GUIDE TO OS-9 DISK PACKAGE, which contains all of the programs and workshops in the book. You'll want the book for the tutorials, and the disk package to save the many hours of typing in the lengthy programs. A two-disk package for only \$31 (does not include book).

Other fine books in The Rainbow Bookshelf include:

— **The Rainbow Book of Simulations**  
features 20 award-winning programs from THE RAINBOW's very first Simulation contest.  
**Book** ..... \$9.95  
**Tape** ..... \$9.95

— **The Rainbow Book of Adventures**  
which includes all 13 winners from THE RAINBOW's first Adventure contest. A sure collector's item.  
**Book** ..... \$7.95  
**Tape** ..... \$7.95

OS-9 is a trademark of  
Microware Systems Corporation.

*Keep your library up to date. Order now!*

## I want to start my own Rainbow Bookshelf!

**(Please note:** The tapes and disks offered by The Rainbow Bookshelf are not stand-alone products. That is, they are intended to be an adjunct and complement to the books. Even if you buy the tape or disk, you will still need the appropriate book.)

- Please send me:
- |                          |   |         |       |
|--------------------------|---|---------|-------|
| <input type="checkbox"/> | The Rainbow Book of Simulations               | \$ 9.95 | _____ |
| <input type="checkbox"/> | Rainbow Simulations Tape                      | \$ 9.95 | _____ |
| <input type="checkbox"/> | The Complete Rainbow Guide to OS-9(book only) | \$19.95 | _____ |
| <input type="checkbox"/> | Rainbow Guide to OS-9 Disk Package (2 disks)  | \$31.00 | _____ |
|                          |   |         |       |
| <input type="checkbox"/> | The Rainbow Book of Adventures                | \$ 7.95 | _____ |
| <input type="checkbox"/> | Rainbow Adventures Tape                       | \$ 7.95 | _____ |

Add \$1 per book Shipping and Handling in U.S.  
Canada and Mexico Add \$2.00  
All Other Foreign Add \$4.00

Total \_\_\_\_\_

Falsoft, Inc.  
The Falsoft Building  
Prospect, KY 40059

Name \_\_\_\_\_

Address \_\_\_\_\_

City \_\_\_\_\_ State \_\_\_\_\_ ZIP \_\_\_\_\_

Payment Enclosed     VISA     MasterCard     American Express

Account Number \_\_\_\_\_ Interbank No. (MC Only) \_\_\_\_\_

Signature \_\_\_\_\_ Card Expiration Date \_\_\_\_\_

(Allow 4 weeks for delivery)

To order by phone, call: (502) 228-4492

```

5
710 DRAW"C0BM184,74R30F4U4R14D14
L18H4L8"
712 CIRCLE(212,92),19,0,.5,.25,.
67
714 DRAW"BM213,101E3L6U6R34D6L6D
12"
716 DRAW"BM20,120NR8G4D40F4R12E4
U16L8D16L4U40R4D16R8U20L4G2H2"
718 DRAW"BR16NR8G4D40F4R12E4U40H
4L4BD4D40L4U40R4BU4"
720 DRAW"BR12NR8D4R4D40F4R14E4U4
0R4U4L12D4R4D38G2L8U40R3U4L6"
722 DRAW"BM108,120L10D4R4D40L4D4
R12U4L4U30M116,164F4R6E4U40R4U4L
12D4R4D30M114,120L6"
724 DRAW"BR31NR34D18R9U14R4D40L4
D4R16U4L4U40R4D14R9U18"
726 DRAW"BR5NR20D4R4D40L4D4R18U4
L4U18R6D18F4R10U4L4U16H4E4U14H6L
4BD4L6D16R6U16BU4"
728 DRAW"BR16R12D4L4M229,140M236
,124L4U4R12D4L2M234,146D18R4D4L1
7U4R4U18M216,124L2U4"
730 FORI=46TO0STEP-6:LINE(128,46
)-(0,I),PRESET:NEXT
732 FORI=3TO255STEP10:LINE(128,4
6)-(I,0),PRESET:NEXT
734 FORI=4TO46STEP6:LINE(128,46)
-(255,I),PRESET:NEXT
736 CIRCLE(128,44),26,0,.8
738 PAINT(128,48),0,0
740 PMODE3,1
742 CIRCLE(128,44),23,4,.8
744 PAINT(128,44),4,4
746 PMODE4,1
748 FORI=23TO25:CIRCLE(128,44),I
,0,.8:NEXT
750 PAINT(2,56),0,0
752 PAINT(50,81),0,0:PAINT(50,10
2),0,0
754 PAINT(50,125),0,0:PAINT(195,
125),0,0
756 FORI=B TO255STEP2:LINE(I,0)-
(I,192),PRESET:NEXT
758 FORI=0TO192STEP2:LINE(0,I)-
(255,I),PRESET:NEXT
760 IFINKEY$<>CHR$(13)THEN760ELS
ERETURN
762 '
764 '
766 '
768 '
770 '
772 '
774 '
776 '
778 'KISS
800 CLS0
802 PMODE1,1:PCLS1:SCREEN0,0:PMO
DE1,3:PCLS1:SCREEN1,1
804 FORI=5TO255
806 PMODE1,1:PCLS1
808 DRAW"S4C2BM0,136U76R28ND30":
CIRCLE(26,62),26,2,1.2,.03,.23:D
RAW"BR22ND6NR28":CIRCLE(42,58),4
0,2,1.2,.03,.16
810 DRAW"BD38BR10NE2NF2BD38":CIR
CLE(42,138),40,2,1.2,.83,.99:DRA
W"NR20L10":CIRCLE(26,138),26,2,1
.2,.79,.99:DRAW"BL22NU26L28BR82U
76R26D76NL26"
812 FORG=1TO2:DRAW"BU36E40R36G30
R34G46L34E36L28NL6BD36BR62BU36E4
0R36G30R34G46L34E36L30"
814 POKE178,I
816 PAINT(10,62),,2:PAINT(100,62
),,2:PAINT(160,62),,2:PAINT(240,
62),,2
818 PCOPY1TO3:PCOPY2TO4
820 PMODE1,3:SCREEN1,(RND(2)-1)
822 IFINKEY$<>CHR$(13)THEN824ELS
ERETURN
824 NEXTI
826 '
828 '
830 '
832 '
834 '
836 '
838 '
840 '
842 'POLICE
900 PMODE4,1:PCLS1:SCREEN1,1:PMO
DE3
902 DRAW"BM34,40C1U20NL8R8BR8D20
U10R14NU10D10BR10NR10U10NR8U10R1
0BR20R12D10L12NU10D10BR20U20R12D
20NL12BR12NU20R12BR10NU20BR10NR1
2U20R12BR10NR12D10NR10D10R12"
904 PMODE4
906 DRAW"BM0,52C0D2F4R4D2L4G2D2F
2D2F4L4G2D2F2G2D2F2D2F2R6D2M+40,
+4R30UR20UR16M+40,+2M+86,-5E2U2H
4U2R2E2U2H2L2H2U2E4R4E2U2H2U2E2U
2H2L14DL16M-90,+4M-40,-2M-20,+3M
-50,-3H2L4H2L4G2L4D2"
908 PAINT(40,58),0,0
910 PCOPY2TO3:PCOPY2TO4
912 PMODE3
914 PAINT(40,58),B,4
916 PAINT(40,106),R,4
918 FORI=144TO192STEP2:PUT(0,I)-
(256,I+1),A,OR:NEXTI
920 IFINKEY$<>CHR$(13)THEN920ELS
ERETURN

```

# Developing Effective Computer Literacy Methods

By Michael Plog, Ph.D.  
Rainbow Contributing Editor

---

**N**ine hundred and ninety hours — a little less than 1,000 hours. That is the amount of time the average elementary student spends in school each year for instructional purposes, minus such things as lunch and recess.

The Association for Supervision and Curriculum Development (ASCD) conducted this survey of 1,500 elementary schools across the country. The study will be replicated at regular intervals in future years in order to establish trend data. Also, similar studies are planned for middle and high schools.

The ASCD study found that the average student spends five and one-half hours per day in school, for a school year of 180 days. Sixty percent of each day is spent on instruction in language arts, mathematics, social studies and science.

It breaks down to about 100 minutes a day for language arts, 52 minutes for

mathematics, 34 minutes for social studies and 28 minutes for science. Now, five and one-half hours is 330 minutes. If we add the time spent on the basic four subjects, we get 214 minutes per day. What about the other 116 minutes?

Well, other subjects consume part of that time: health gets an average of 22 minutes per day, physical education gets 15 minutes, music, 14 minutes and art, 13 minutes. There are many other subjects schools handle during the course of a year, including drug edu-

---

*“. . . The central point of computer literacy is a possession of the skills and abilities to make a computer work for you.”*

---

cation, foreign languages, consumer education, environment and the list goes on. Most of these subjects are dealt with (by most schools) by integrating them into the regular curriculum. For example, global education may be studied in social studies; consumer issues studied in mathematics.

In addition to collecting information from schools for this study, the ASCD also asked experts in subject matter areas to recommend ideal time allocations. As you might predict, the subject matter specialists believe far more time is necessary in their areas of expertise than would be possible to fit in the school day.

Add to this the demand from public segments to include time for topics of great significant social concerns, and it becomes clear that all this takes more time than we can possibly expect elementary students to spend in schools.

These results were reported by principals. The actual time a single student may spend in any particular area, such as language arts, will vary greatly with individual teacher's competence in an area, or even preference for particular subjects.

Above was reported the average times students spend on the different subjects. The *range* of times, however, varied among the schools surveyed. One-fourth of the respondents to the survey said only five hours per week was spent on language arts.

You may have noticed that instruction in computers has not been mentioned so far. The researchers conducting the

---

*(Michael Plog received his Ph.D. degree from the University of Illinois. He has taught social studies in high school, worked in a central office of a school district, and currently is employed at the Illinois State Board of Education.)*

---

study did not list computer instruction as one of the topics to be reported by the schools. As a result, we do not have any firm information about the amount of time elementary students spend on computers.

This survey was distributed to elementary schools, where computer instruction may be less popular than with secondary schools. It is possible that much of the computer time is integrated into the rest of the curriculum. That is, students spend time doing a computer lesson about science, or a lesson dealing with history or reading, etc. Of course, many schools do not know what to do with computers, only using them for student games and "toys" for interested instructors. About 20 percent of the principals responding to the ASCD survey indicated their teachers could get help from a computer coordinator or specialists.

The question of what to do with computers is still being hotly debated in schools across the country. Many school administrators appear to be unsure of how to best use computers. As a result, more states are setting guidelines for computer use in school districts. The people at the state level are also unsure of how to best use computers. About two dozen states have set requirements for computer instruction through state legislatures and state boards of education.

Texas and Tennessee both will require schools to teach computer skills to seventh and eighth grade students beginning next school term. Texas mandates a separate computer literacy course in the junior high school; in Tennessee, a three-week unit can be covered in any subject area. However, both states are providing a state curriculum.

Objectives of the computer unit are defined by the state education agency, and all course materials and software are state approved. In Texas, 2,000 teachers must demonstrate that they are qualified to teach computer courses by passing a test by September. The state education agency offers a five-day training program, and also has materials available through regional service centers.

Colorado, New York and Minnesota are doing things differently. Instead of having one uniform system required of all students, these three states are providing examples, but no specific guidance or direction. In Minnesota, all students must be exposed to computer

technology by the time they graduate. The state recommends activities for various age groups, but does not set a curriculum — that is left up to individual schools. In New York, the state is providing \$17.5 million to buy software and hardware, but will not mandate a particular curriculum.

In the District of Columbia, all teachers must take a course in computer literacy and software evaluation in

---

***"... The computer should be a part of everyday life. Kids should not have to go to special people to learn about it."***

---

order to obtain a teaching certificate. Massachusetts requires competency in educational technology for all teachers, and New Hampshire requires all middle school teachers to take one computer science course. In Montana and Vermont, teachers in certain subject areas must be able to use computers in their classes, but are not required to take a course or pass a test.

Utah is one state in a category by itself. By 1988, computer science instructors will have to show their competency by majoring or minoring in computer science, completing a state approved in-service training program or passing a proficiency test. Those teachers in other areas do not have to do anything. Clearly, Utah does not want to have computers integrated into the entire curriculum, but only wants a computer course in schools.

The idea of requiring teachers to take a test proving competency in computer abilities can be attractive or can be a disaster. An official in Colorado thinks little of computer competency testing: "The state doesn't require an endorsement for someone to use a 16 millimeter projector, and that's a teaching tool. The computer is a teaching tool, too. I don't see any difference between the two."

It is a positive feature to have independent confirmation of a teacher's ability in a subject matter area. For public education, the community has a right to know teachers possess the proper skills related to their work.

The normal certification process

provides this to some degree. Teachers of mathematics, for example, have to be graduated from a recognized center of higher learning and must have taken certain mathematics courses while at a college or university. In the field of computers, however, there is no subject matter specialty in many colleges.

Besides, what area of computer knowledge should be tested? I happen to enjoy programming my Color Computer in BASIC. I know other people who never program their own computer. They purchase commercial programs and just love to tear off the cover of the Color Computer to play with the insides. Do these differences of preference make either of us less literate? What about the person who is interested in the history of computing? Should that be part of computer literacy?

The problem is that computer literacy includes all aspects of computers — and none of them! You do not have to program a computer in order to be computer literate. You do not have to recognize a resistor to be computer literate, nor do you have to know when Tandy introduced the Color Computer to be literate.

It seems the central point of computer literacy is possession of the skills and abilities to make a computer work for you. There are many ways teachers can help students become computer literate. Knowing how to program in BASIC may be less helpful for students than how to operate a word processor program and a database program. Knowing how to replace a memory chip may be less important to students than knowledge of a spreadsheet package.

Thus, the state education people in Texas, Tennessee and Utah could be taking the wrong approach. A state curriculum is less helpful for computer literacy than a locally developed curriculum. The best curriculum of all is an understanding of the needs of a student, and then designing a course of study to fit those needs.

Notice that "student" is singular — teachers should work with individual students on individual needs and educational experiences. I agree with a Minnesota state employee: "The computer should be a part of everyday life. Kids should not have to go to special people to learn about it."

We all need to learn; each of us has needs not necessarily shared by others. Write if you wish to take issue with me. My address is 829 Evergreen, Chatham, IL 62629.

# The Best Money Can Buy . . . HDS Floppy Drive Controller Board



#### Features:

- DOS/CP/M/MS-DOS
- Dual-Sided/Double-Density Controller
- Compatible with CPM/MS-D
- 100,000 Writes
- 100% Error-Free Control

	SINGLE SIDED	DOUBLE SIDED
Drive 0 Complete	\$249.	\$289.
Drive 1 Complete	\$169.	\$209.
Drive 0 & 1 Dual Drive	\$399.	\$479.

Reduce your I/O errors with the Hard Drive Specialist Floppy Drive Controller for the Color Computer. Gold edge card connectors, advanced design, and the absence of potentiometers make it the best available. Our newest version controller allows the use of either (two 24 pin ROMs), or (one 24 pin and one 28 pin ROM). Using this board with the standard Radio Shack ROM gives you 100% compatibility with all Radio Shack software.

<b>Completed and Tested Board with Radio Shack ROM</b>	<b>\$139.</b>
(Includes Case, and DOS Instructions)	
<b>Completed and Tested Board without ROM</b>	<b>\$119.</b>
(Includes Case)	
<b>Bare Board with Instruction manual</b>	<b>\$40.</b>
<b>Parts Kit For Bare Board without ROM</b>	<b>\$40.</b>
<b>Radio Shack ROM (current version)</b>	<b>\$20.</b>
<b>Radio Shack ROM 1.0</b>	<b>\$40.</b>

#### ADOS ROM (24 or 28 pin PROM) . . . . . \$40.

ADOS is a product of SpectroSystems of Miami Florida and is fully supported by the author. The HDS version of ADOS supports 2 drives, 40 track, 6ms trk-to-trk drives only, either Single Sided or Double Sided.

#### TKBUG Monitor and DOS 1.0 on PROM (24 or 28) . . . . . \$40.

New, unique CoCo software monitor in ROM designed for a minimum of key strokes and fully compatible with the 1.0 version of disk basic. Features 33 single key commands, allowing the user to quickly display and screen edit RAM in either hex or ASCII format. Also allows the user to dump screen or memory to printer, set break points, alter baud rate, set 64K RAM mode, and more. TKBUG by TOMMY KEETON.

## HARD DRIVE SPECIALIST

1-713-480-6000  
Order Line 1-800-231-6671  
16208 Hickory Knoll  
Houston, Texas 77059

#### Ordering Information:

Use our WATS line to place your order via VISA, MasterCard, or Wire Transfer. Or mail your payment directly to us. Any non-certified funds will be held until proper clearance is made. COD orders are accepted as well as purchase orders from government agencies. Most items are shipped off the shelf with the exception of hard drive products that are custom built. UPS ground is our standard means of shipping unless otherwise specified. Shipping costs are available upon request.

# The CoCo Gallery



*John Lovell*  
**Fish**

John lives in El Portal, Fla., and used CoCo Max to create this aquatic first prize winner.



*Eric Richards*  
**Sea Elf**

Eric submitted his first pictorial effort on the CoCo which he drew with Micropainter. Eric lives in Auburn, Ala.



*Ralph Strano*  
**Eagle & Banner**

Ralph lives in Wexford, Pa., and used Graphicom, Shrinx and the X-Pad for this patriotic addition to the Gallery.





Mark Werdin  
**Unicorn**

Mark lives in St. Ignatius, Mont., and drew this using *Graphicom*.



Hal Katschke  
**Hood**

Hal lives in Orland Park, Ill., and sends the Gallery this digitized portrait with color adjusted using *Graphicom*.



Michael Cox  
**Damsel**

Michael drew this using *Graphicom*. He lives in Fairfax, Va.

Be sure to send a cover letter with your name, address and phone number detailing how you created your picture (what programs you used, etc.), how to display it and a few facts about yourself.

Please don't send us anything owned by someone else; this means no game screens, digitized images from TV programs or material that's already been submitted elsewhere.

We will award a first prize of \$25, a second prize of \$15 and a third prize of \$10. Honorable mentions also will be given.

# The \$100 Challenge

**H**ere is a chance for you to win \$100 doing something you enjoy: running a Color Computer program. *The \$100 Challenge* is a contest program that will run in 16K Color BASIC and Extended Color BASIC. One entrant will win the \$100 and three runners-up will each win software or a book for the Color Computer.

I, Richard Ramella, am the sole judge of the contest and responsible for providing all prizes to winners. First, let me explain how to play the game, then I'll tell how to enter the contest.

When you have typed the program correctly and saved it on tape or disk, type RUN and press ENTER to start the game. You will see an eight-by-eight grid of 64 green squares. At the northwest square is a blinking orange cursor which can be moved around the playing field by tapping the four directional arrow keys. A vertical blue line on the screen is meant only to separate the grid from a list of letters and numbers at the right. This list represents 64 letter-number combinations you will be placing on the playing board. The number '8' at the right of each line means there are eight each of the playing pieces.

An example: Move the orange cursor down three spaces and right three spaces; type A1 and press ENTER. Now look at the "A1" in the list at right and you will see there are only seven left

*(Richard Ramella has published more than 200 Color Computer programs.)*

By Richard Ramella



to play. Now press 'E' for erase, the square goes blank and the number of A1 pieces remaining returns to eight.

It is impossible to set one playing piece over another.

If you tap letter 'A', 'B' or 'C', the orange cursor disappears and the program waits for you to press '1', '2' or '3' to complete the move. If you press a letter and decide it is a bad move, press the asterisk (\*) to escape back to cursor mode.

The object of this game contest is to set as many playing pieces on the board as possible. You get one point for each played, and five points for every three consecutive across row boxes containing letters in sequence: ABC. Also, you get

five points for every three consecutive down row boxes with numbers in sequence: 123.

The program keeps score. To see your current score, when the orange cursor is flashing, press the 'S' key. In about six seconds the word SCORE followed by the total of your score appears at the center of the grid. It disappears after about three seconds.

Now, here's the catch. No two identical playing pieces may be set in any row, across, down or diagonally. To see how this works, run the program, type A1 in the northwest square, press the right-arrow key and type A1 again. A magenta square appears over the first-typed A1, which is erased and sent back to the A1 total at the right of the screen. The same thing will happen if you type B3 at the northwest and another B3 in any square slanting toward the southeast corner of the playing field.

The program does not end until you press the BREAK key. While it keeps score, it does not record the positions of your playing pieces.

Make a grid of eight-by-eight squares. When you have a good score, stop to record all positions and your score before you end the program. The grid you make will be your entry in the contest.

#### The Contest Rules

1) Record your score and your grid positions on a sheet of paper. On the same side of this paper, print or type your name, address, city, state and ZIP code. Put your entry in an envelope with



# ENDICOTT

## COMPUTER SOFTWARE AND ACCESSORIES



PRINTERS	
* SPIRITp (80 CPS F/T)	\$214.00
OKIDATA 82 (SER / W/COCO CABLE)	\$329.00
OKIDATA 92 (PAR)	\$394.00
(160 CPS Draft - 40 CPS Correspondance Quality)	
OKIDATA 93 (PAR - 15" CARRIAGE)	\$595.00
(160 CPS Draft - 40 CPS Correspondance Quality)	
* CITIZEN MSP-10	\$338.00
(160 CPS Draft - 40 CPS Correspondance Quality)	
* PANASONIC KX 1090 (PAR) (80 CPS F/T)	\$224.00
* PANASONIC KX 1091 (PAR)	\$306.00
(120 CPS Draft & 22 CPS Near Letter Quality)	
* EPSON CODE COMPATIBLE	

PRINTER INTERFACE (Serial to Parallel)	
pbh (PRINTER & MODEM CONNECTIONS)	\$59.95
PURCHASED WITH PRINTER	\$54.95

MODEMS	
VOLKSMODEM WITH ALL CABLES	\$69.95
(300 BAUD - MANUAL ANSWER/DIAL)	
<b>NEW! A GREAT BUY! NEW!</b>	
VOLKSMODEM 1200 WITH ALL CABLES	\$224.95
(300/1200 BAUD - AUTO ANSWER/DIAL)	

CoCo MAX	
COCO MAX	\$66.45
Y BRANCH CABLE	\$25.95

MONITORS	
AMDEK (2 YEAR WARRANTY)	
COLOR 300 (COLOR COMPOSITE AND B&W MODE)	
(REPLACES OLD COLOR II)	\$262.00
VIDEO 300 (GREEN; NO GLARE)	\$149.00
VIDEO 300A (AMBER; NO GLARE)	\$155.00
NAP (AMBER W/AUDIO)	\$109.00

MONITOR INTERFACES	
VIDEO PLUS	\$24.95
(COLOR OR MONOCHROME)	
PURCHASED WITH MONITOR	\$20.95
VIDEO PLUS IIC	\$39.95
(COLOR FOR COLOR II)	
PURCHASED WITH MONITOR	\$31.95
UNIVERSAL VIDEO ADAPTER (By Mark Data)	\$28.95
PURCHASED WITH MONITOR	\$24.95
WORKS WITH ALL COCO S. BUT A MUST FOR NEW COCO II <sub>s</sub> WITH SOLDERED IN VIDEO CHIP	

KEYBOARD	
SUPER PRO BY MARK DATA	\$53.95
(NOT FOR COCO II)	
ADAPTER (FOR POST - 10/82 COCO)	\$3.65

AUTOTERM/MODEM SALE!			
AUTOTERM WITH	T	D	
VOLKSMODEM (SEE BELOW)	\$95.95	\$99.95	
VOLKSMODEM 1200 (See Below)	\$249.95	\$254.95	

DISKS			
	1 BX	2 + BX	
ELEPHANT SSSD	\$17.50	\$16.50	
ELEPHANT SSDD	\$18.50	\$17.50	
ELEPHANT DSDD	\$22.00	\$21.00	
BASF QUALIMETRIC SSDD	\$19.00	\$18.00	
BASF QUALIMETRIC DSDD	\$22.00	\$21.00	

TAPES	
C-10 (ONE DOZEN)	\$7.50
TWO OR MORE DOZEN	\$7.00/DOZ

DISK STORAGE	
FLIPN FILE 10	\$ 5.45
FLIPN FILE 25	\$16.95
FLIPN FILE 50	\$23.95
DISK BANK 5 (HOLDS 50)	\$12.95

JOYSTICKS/ADAPTERS	
WICO JOYSTICK ADAPTER	\$18.95
WICO ANALOG JOYSTICK	\$38.95
(NO ADAPTER REQUIRED - FREE FLOAT OR SELF CENTERING BIG BAT HANDLE - RUGGED!)	

**Look at These Discounts and Compare...**  
SOFTWARE PRICES SHOWN ARE **20% OFF** LIST PRICE!

SPECTRAL ASSOCIATES		
	T	D
▶ ICE CASTLES	\$19.95	\$22.35
▶ GALAGON	\$19.95	\$22.35
▶ PENGON	\$19.95	\$22.35
▶ COLOR PANIC	\$19.95	\$22.35
▶ CUBIX	\$19.95	\$22.35
▶ LANCER	\$19.95	\$22.35
▶ MS GOBBLER	\$19.95	\$22.35
▶ WHIRLYBIRD RUN	\$19.95	\$22.35
▶ LUNAR ROVER PATROL	\$19.95	\$22.35

COMPUTERWARE		
	T	D
▶ STAR TRADER (32K CASS/64K DISK)	\$19.95	\$22.35
▶ MAJOR ISTAR	\$19.95	\$22.35
▶ SAM SLEUTH (64K)	\$19.95	\$22.35
▶ COCO COOKBOOK	\$22.35	\$22.35
▶ MR DIG	\$22.35	\$24.75
▶ JUNIOR S REVENGE	\$23.15	\$25.55
▶ RANDOM BASIC (OS-9)	\$60.00	
▶ COLOR BASIC COMPILER	\$31.95	
▶ 64K SCREEN EXPANDER (64K)	\$19.95	\$22.35
* THE SOURCERER (R DOS)	\$27.95	\$31.95
▶ THE SOURCERER (OS-9)	\$31.95	
▶ MACRO ASSEMBLER & XREF (R DOS)	\$39.95	
▶ MACRO ASSEMBLER & XREF (OS-9)	\$39.95	
▶ COLOR EDITOR	\$19.95	\$23.95
▶ COLOR MONITOR	\$19.95	\$22.35
▶ MOON HOPPER	\$19.95	\$22.35
▶ BLOC HEAD (O-BERT)	\$21.55	\$23.95
▶ DOODLE BUG (LADY BUG)	\$19.95	\$22.35
▶ GRAN PRIX	\$17.55	\$21.55

SOFT LAW		
	T & D INCLUDED	
▶ VIP WRITER (INC SPELLER)	\$55.95	---
▶ VIP SPELLER	\$39.95	(DISK)
▶ VIP CALC	\$55.95	---
▶ VIP TERMINAL	\$39.95	---
▶ VIP DATA BASE	\$47.95	(DISK)
▶ VIP DISK ZAP	\$39.95	(DISK)
▶ VIP INTEGRATED LIBRARY	\$119.95	(DISK)

COGNITEC		
	T	D
▶ TELEWRITER 64	\$39.95	\$47.95

ELITE SOFTWARE		
	T	D
▶ ELITE-WORD	\$47.95	\$47.95
▶ ELITE-WORD/SPEL		\$59.95
▶ ELITE-SPEL		\$23.95
▶ ELITE-CALC (VER 3.0)	\$55.95	\$55.95
▶ CALC LIST	\$19.95	\$19.95
▶ ELITE-FILE		\$59.60
▶ ENTIRE LIBRARY (DISK)		\$164.00
DEFT SYSTEMS		
▶ DEFT PASCAL		\$47.95
▶ DEFT BENCH		\$31.95
▶ DEFT PASCAL WORKBENCH (Both Above)		\$71.95
▶ DEFT EXTRA		\$31.95

PXE COMPUTING		
	T	D
▶ AUTOTERM	\$31.95	\$39.95
(SEE PAGE 15 OF RAINBOW)		

**SPECIAL SALE!**  
**30% OFF**

PRICKLY-PEAR SOFTWARE		
	T	D
▶ TO PRESERVE QUANDIC		\$27.95
* MODEM MASTER		\$17.45
▶ SUPER SCROLL (64K)	\$17.45	\$17.45
* COLOR DISK TRIVIA		\$20.95
▶ BIBLE		\$13.95
▶ ENTERTAINMENT		\$13.95
▶ SPORTS		\$13.95
▶ CHILDREN		\$13.95
▶ JUMBO JET	\$17.45	\$20.95
▶ MUSIC READER	\$24.45	\$27.95
* ERLAND	\$17.45	\$20.95
▶ TRAVELIN TOAD	\$17.45	\$20.95
▶ OCKYWOXY	\$17.45	\$20.95
▶ ADVENTURE IN WONDERLAND	\$17.45	\$20.95
▶ THE DISK MANAGER		\$20.95
▶ THE DISK MASTER		\$17.45
▶ COLORKIT (Programming Utility)	\$24.45	\$27.95
▶ FLIGHT	\$13.95	\$17.45

TOM MIX		
	T	D
▶ P51 FLIGHT SIMULATOR	\$23.20	\$27.20
▶ P51 FLIGHT SIMULATOR CABLE		\$9.95
▶ THE SAILORMAN (64K)	\$23.95	\$27.95
▶ PAC PANIC	\$19.95	\$22.35
▶ QUIX	\$19.95	\$22.35
▶ WORLDS OF FLIGHT	\$23.95	\$26.35
▶ SKRAMBLE	\$19.95	\$22.35
▶ SR-71	\$23.15	\$25.55
▶ CL'BER	\$22.35	\$24.75
▶ BUZZARD BAIT	\$22.35	\$24.75
▶ AIR TRAFFIC CONTROLLER	\$23.15	\$25.55
▶ SPACE SHUTTLE	\$23.15	\$25.55
▶ THE KING	\$21.55	\$23.95
▶ COLOR GOLF	\$14.35	---
▶ TAPE TO DISK	\$14.35	---
▶ SCREEN PRINT ROUTINE	\$15.95	\$17.55
(Specify Printer DMP - EPSON - OKIDATA)		

ADVENTURE INTERNATIONAL		
	T	D
* FIRE COPTER	\$19.95	---
* SAIGON THE FINAL DAYS	\$19.95	---
* EARTHQUAKE	\$19.95	---
* AIRLINE	\$19.95	---
▶ SEA DRAGON	\$27.95	---
▶ DISKEY (Utility To Examine And Change Disk Contents Plus Computer Diagnostics)		\$39.95

B5 SOFTWARE		
	T	D
▶ MONEY	\$15.95	---
▶ BORROW	\$15.95	---
▶ CARRY	\$15.95	---
▶ MATH FACT	\$13.55	---
▶ ABC'S	\$ 7.95	---
▶ ALL	\$64.00	---

PROGRAMMERS INSTITUTE		
	T	D
▶ COMPLETE PERSONAL ACCOUNTANT - (1,2,3)		\$63.95

NOTE: ALL SALES FINAL. NO RETURNS UNLESS DEFECTIVE. ADDITIONAL LISTINGS IN OUR FREE CATALOG - CALL OR WRITE.

\*Requires 16K Ext. Basic Minimum    ▶Requires 32K Ext. Basic Minimum    ◻We Recommend 32K or 64K    Others 16K Ext. Std. Basic Minimum

U.S. AND CANADA ADD \$1.00 PER ORDER FOR SHIPPING. C.O.D. ADD \$2.00 (U.S.A. ONLY). ALLOW 2 WEEKS FOR CHECKS TO CLEAR. NO P.O. BOXES! MUST HAVE STREET ADDRESS. SHIPPING - OTHER COUNTRIES: ADD \$2.00 EACH SOFTWARE ITEM AND EACH JOYSTICK - ADD \$5.00 EACH ALL OTHER ITEMS. NO MONITORS OR PRINTERS SHIPPED OUTSIDE U.S.A. - ITEMS ARE SHIPPED AIR MAIL. PRICES SUBJECT TO CHANGE WITHOUT NOTICE.

**ENDICOTT**  
Computer Software And Accessories  
2806-A S. MEMORIAL PARKWAY  
HUNTSVILLE, ALABAMA 35801  
**VISIT OUR STORE**  
PRICES IN AD ARE MAIL ORDER ONLY

**PHONE ORDERS**  
**205/536-4400**  
(PHONE OPEN  
7 DAYS A WEEK)

your return address written at the upper left. At lower right, address this letter to Richard Ramella, 1493 Mt. View Ave., Chico, CA 95926. Put sufficient postage on the letter and mail it.

2) Note the month on the cover of this issue of RAINBOW (July). Your entry must be postmarked by the final day of the month following this month (August 31, 1985). Entries postmarked after this deadline will be ineligible.

3) First-prize winner will receive

\$100 and three runners-up will each receive a book or software related to the Color Computer.

4) If there are tying entries, prize recipients will be determined by two tests applied in this order: 1) earliest postmark, and 2) random drawing.

5) Richard Ramella is the sole judge of this contest and his decision is final. The judge will not be responsible for entries based on incorrectly typed program listings or publishing produc-

tion accidents.

6) Falsoft, Inc. is publishing this program and article solely for the pleasure of its readers. Falsoft, Inc. is not offering any prize in connection with this contest, and it is not responsible for answering any questions pertaining to the contest or its outcome.

7) In fairness to all entrants, the author of the program will not answer any questions about the contest. Winners will be notified.

290	.....	90
510	.....	166
770	.....	91
END	.....	51

The listing: CHALLENGE

```
100 REM * THE $100 CHALLENGE/COLOR BASIC & EXTENDED COLOR BASIC
110 REM * BY RICHARD RAMELLA/1493 MT. VIEW AVE/CHICO, CA 95926
120 DATA A1 8,B1 8,C1 8,A2 8,B2 8,C2 8,A3 8,B3 8
130 CLS: CLEAR 750: DIM QS(8): DS=CHR$(255)
```

```
140 FOR X=1 TO 8:READ QS(X):NEXT
150 NS=CHR$(94): S$=CHR$(10): W$=CHR$(9): E$=CHR$(8): PK=1024
160 A$=CHR$(143): A1$=A$: Z$=A$: B$=CHR$(128): B1$=B$: A$=A$+A$+B$
170 A$=A$+A$+A$+A$+A$+A$+A$+A$
180 Z$=Z$+Z$+Z$+Z$+Z$+Z$
190 FOR X=25 TO 496 STEP 32: PRINT @ X,Z$;: NEXT
200 FOR X=0 TO 448 STEP 64: PRINT @ X,A$;: NEXT
210 FOR Y=0 TO 29: SET(47,Y,3): NEXT
220 GOSUB 350
230 A$=INKEY$
```

**Grafpac with B.O.S.**

Grafpac is our RS-232 joystick-mouse interface. Works like an A-D converter to read all 49,152 pixels (256x192). Run out of space on your mul' pack? Run your COCO-MAX with Grafpac. Grafpac comes with B.O.S. (Graphics Operating System) that allows you to digitize a picture and not have to go to another graphics utility to finish it! (works with VIDX digitizer not supplied). Some FEATURES: black/white pen, erase/underline, H-V mirrors, X-Y flips, negative, rubber band lines, variable shrink, enlarge, I-4 drives, reads/writes/boots GRAPHICOM, writes cassette, disk address, trackpax, formats...more!! NOW IT'S ALL IN ONE PACKAGE!!

REGULAR \$59.95

REQUIRES 64K DISK  
SPECIAL INTRO PRICE **\$49.95** PLUS \$2 POST.

DEALER INQUIRES INVITED

**max-X-pad** runs circles around your mouse!!

This is NEW. Wish you could use your RS X-PAD with COCO-MAX? Well, now you can! Just insert our systems disk into your drive with your COCO-MAX and use your X-PAD!! This makes the COCO-MAX a even greater program!!  
DISK VERSION ONLY...\$14.95 POSTPAID

**GET ONLINE CHEAP!!**

CompuServe Starter Kits with user I.D. and manuals and 5 hours time...  
REGULAR \$39.95...SPECIAL \$20 + \$2 postage

new & new **VOLKS-12 MODEM**  
a very smart 300/1200 baud modem  
100% Hayes compatible  
SPECIAL PRICE \$199.95 plus \$3.50 post

**DOS DISK CONTROLLERS**

gold contacts-write data L.E.D.  
SUPER NEW LOW PRICE...  
with RS DOS...\$110 plus \$2 postage  
without DOS...\$100 plus \$2 postage

**VIDX-1** \$99.95 plus \$3 postage  
**VIDX-2** \$124.95 plus \$3 postage  
*VIDX-2 has a built in RS-232 switcher that allows you to switch between printer and modems.*  
**VIDX = VIDEO DIGITIZER**

The only digitizer for the Color Computer that lets you digitize any picture, any size, any color, any resolution, any format, any device, any time, any place, any price...  
 The only digitizer for the Color Computer that lets you digitize any picture, any size, any color, any resolution, any format, any device, any time, any place, any price...

TO PLACE YOUR ORDER SEND CHECK OR MONEY ORDER TO:  
G R A F X  
P.O. BOX 254  
WEST RIFLE, CO 81652  
VOICE (412) 466-6974 (6-9 PM)  
BBS - COCOE 1 (412) 744-2325  
DIAL LINE 24HRS 300-1200 BARD  
DOWNSIDE FREE DIGITIZED PIX  
COCOPAY - IN COLORWARE  
MACPRINT-APPLE, PRINT, SHARP-COPY

```

240 IF A$="S" THEN GOSUB 880
250 IF A$=N$ AND B>0 THEN B=B-64
260 IF A$=S$ AND B<448 THEN B=B+
64
270 IF A$=E$ AND A>0 THEN A=A-3
280 IF A$=W$ AND A<21 THEN A=A+3
290 DI=PEEK(PK+A+B)
300 POKE PK+A+B,255: FOR T=1 TO
20: NEXT T: POKE PK+A+B,DI
310 IF DI<>143 THEN 330
320 IF A$="A" OR A$="B" OR A$="C
" THEN GOSUB 370: GOTO 230
330 IF A$="E" THEN GOSUB 730
340 GOTO 230
350 Q=1: FOR X=26 TO 498 STEP 64
: PRINT @ X,Q$(Q);
360 Q=Q+1: NEXT: RETURN
370 V$=A$
380 A$=INKEY$: IF A$="*" OR A$="
:" THEN RETURN
390 IF A$<>"1" AND A$<>"2" AND A
$<>"3" THEN 380
400 A$=V$+A$: K=0
410 FOR T=1 TO 8: IF A$=LEFT$(Q$
(T),2) THEN K=T
420 NEXT T
430 IF K=0 THEN RETURN
440 N=VAL(RIGHT$(Q$(K),1))
450 IF N<1 THEN RETURN
460 PRINT @ A+B,A$;
470 Q$(K)=LEFT$(Q$(K),2)+STR$(N-
1)
480 GOSUB 350
490 H=A: FOR V=B TO 448 STEP 64:
IF H>21 THEN 520
500 IF V<>B THEN GOSUB 820
510 H=H+3: NEXT V
520 H=A: FOR V=B TO 448 STEP 64:
IF H<0 THEN 550
530 IF V<>B THEN GOSUB 820
540 H=H-3: NEXT V
550 H=A: FOR V=B TO 0 STEP -64:
IF H<0 THEN 580
560 IF V<>B THEN GOSUB 820
570 H=H-3: NEXT V
580 H=A: FOR V=B TO 0 STEP -64:
IF H>21 THEN 610
590 IF V<>B THEN GOSUB 820
600 H=H+3: NEXT V
610 H=A: FOR V=B TO 0 STEP -64
620 IF V<>B THEN GOSUB 820
630 NEXT V
640 H=A: FOR V=B TO 448 STEP 64
650 IF V<>B THEN GOSUB 820
660 NEXT V
670 V=B: FOR H=A TO 0 STEP -3
680 IF H<>A THEN GOSUB 820
690 NEXT H
700 V=B: FOR H=A TO 21 STEP 3

```

```

710 IF H<>A THEN GOSUB 820
720 NEXT H: RETURN
730 SP$=CHR$(PEEK(PK+A+B))+CHR$(
PEEK(PK+B+A+1)-64)
740 FOR T=1 TO 8: Y$=LEFT$(Q$(T)
,2)
750 IF SP$=Y$ THEN GOSUB 770
760 NEXT T: RETURN
770 IF JK=0 THEN PRINT @ A+B,A1$
+A1$;
780 IF JK=1 THEN PRINT @ H+V,A1$
+A1$;
790 N=VAL(RIGHT$(Q$(T),1))
800 Q$(T)=Y$+STR$(N+1)
810 GOSUB 350: RETURN
820 SP$=CHR$(PEEK(PK+H+V))+CHR$(
PEEK(PK+H+V+1)-64)
830 IF A$<>SP$ THEN RETURN
840 PRINT @ H+V,CHR$(223)+CHR$(2
23);: SOUND 50,5
850 PRINT @ H+V,A1$+A1$;
860 JK=1: GOSUB 730: JK=0
870 RETURN
880 SC=0: FOR V=1 TO 8: S1=S1+VA
L(RIGHT$(Q$(V),1)): NEXT
890 HZ$="": FOR V=0 TO 448 STEP
64: FOR U=0 TO 21 STEP 3
900 HZ$=HZ$+CHR$(PEEK(PK+V+U)):
NEXT U: HZ$=HZ$+"/": NEXT V
910 VT$="": FOR V=1 TO 22 STEP 3
: FOR U=0 TO 448 STEP 64
920 VT$=VT$+CHR$(PEEK(PK+V+U)-64
): NEXT U: VT$=VT$+"/": NEXT V
930 FOR V=1 TO 69: IF MID$(HZ$,V
,3)="ABC" THEN S2=S2+5
940 IF MID$(VT$,V,3)="123" THEN
S2=S2+5
950 NEXT V
960 S=64-S1+S2: S1=0: S2=0
970 PRINT @ 231,"SCORE:";S;: FOR
T=1 TO 1000: NEXT T
980 FOR V=231 TO 241: PRINT @ V,
B1$;: NEXT: RETURN
990 END

```

Hint . . .

## Saving in ASCII

Saving BASIC programs in ASCII (by adding an 'A' to the end of the command, such as `CSAVE "program",A`) is sometimes more reliable than saving in the usual "tokenized" format. This is especially true when you're transferring a program from one system to another. Another added advantage is that BASIC programs saved in ASCII can be edited using text editors such as Radio Shack's *T/S EDIT*, Cognitec's *Telewriter-64* and *VIP Writer*.

# THE NEW GENERATION

## COMPLETE SG-10 PRINTER SYSTEM



All the performance, features, and compatibility of the Star Micronics GEMINI-10X PLUS:

- 120 CPS with true descenders.
- NLQ 17 x 11 (Near Letter Quality).
- 2K BUFFER accessible.
- HEX DUMP for Machine Language listings.
- ULTRA HI bit image graphics.
- 20% INCREASE in throughput.
- 1 YEAR STAR WARRANTY
- Servicable at over 4000 locations.

COMPLETE SYSTEM

NOTHING MORE TO BUY

- SG-10 PRINTER
- BLUE STREAK II INTERFACE
- W-MODEM SWITCH
- SUPER GEMPRINT
- TYPE SELECTION/TUTORIAL

**\$289<sup>95</sup>** + \$10 Shipping and Insurance  
SG-15-439<sup>95</sup>



## BLUE STREAK II SERIAL TO PARALLEL INTERFACE

- RUN COCO I or II to PARALLEL PRINTER
- HIGH QUALITY TOGGLE SWITCH ELIMINATES CABLE SWITCHING
- 300, 600, 1200, 2400, 4800, 9600 SWITCHABLE BAUD RATES
- AC POWER OPTIONAL-NOT NEEDED WITH SG-10 PRINTER
- COMPLETE WITH ALL CABLES AND CONNECTORS
- 180 DAY WARRANTY



**\$54<sup>95</sup>** SHIPPING (SPECIFY PRINTER)  
PAID!



## SUPER GEMPRINT CUSTOM SOFTWARE



"Overall, Super Gemprint is very well-written and documented."  
-Rainbow December 84 review.

### BONUS! TYPE SELECTION/TUTORIAL PROGRAM FREE WITH SUPER GEMPRINT

Menu driven program for the CoCo. Teaches and shows the new user the numerous features of the SG-10.

SUPER GEMPRINT AND  
TYPE SELECTION/TUTORIAL PROGRAM **\$17<sup>95</sup>** + \$2 Shipping and Handling

## DAYTON ASSOCIATES, INC.



DUN & BRADSTREET LISTED  
7201 CLAIRCREST BLDG. C  
DAYTON, OHIO 45424  
OHIO RESIDENTS ADD 6% SALES TAX  
C.O.D. ADD \$2.00

AUTO-ORDER LINE  
1-800-251 STAR  
Personal Service  
(513) 236-1454

# RAINBOW REVIEWS

<b>ADDLINE</b>	.....	
Gives Advantages Of Word Processing With <i>EDTASM+/Software Tools</i> .....		212
<b>BACKUP ZERO</b>	.....	
Fast Backups For Single Drive Users/ <i>Free CoCo Software</i> .....		200
<b>Bob's Magic Graphics Machine</b>	.....	
Ease Of Use Makes Good Graphics Tool/ <i>The Other Guy's Software</i> .....		213
<b>Bomb Scare</b>	.....	
Time Keeps Ticking Away With Suspense/ <i>Pal Creations</i> .....		204
<b>CMODEM</b>	.....	
Advanced And Full-Featured Terminal Program/ <i>Computer Systems Consultants, Inc.</i> .....		196
<b>CoCo Paint</b>	.....	
Versatile And Easy To Use/ <i>Four Star Software</i> .....		215
<b>Color Logo for the TRS-80 Color Computer</b>	.....	
Uncle Bert Is An Excellent Teacher/ <i>Wiley Press</i> .....		202
<b>Color Math</b>	.....	
A Series Of Lessons In Math Applications/ <i>Tandy Home Education Products</i> .....		219
<b>Color Tape Manager</b>	.....	
Helps Coordinate Tape Activities/ <i>Sugar Software</i> .....		217
<b>Crash</b>	.....	
Takes You On A Creative Journey/ <i>Tom Mix Software</i> .....		221
<b>Datarase</b>	.....	
Erase Two EPROMs In One Operation/ <i>Spectrum Projects, Inc.</i> .....		218
<b>Feuer and Gasse</b>	.....	
Armchair Sport With Historical Challenge/ <i>Picosoft Games</i> .....		204
<b>Flashcard Review</b>	.....	
Lets You Build Your Own Study Guide/ <i>D&amp;D Software</i> .....		192
<b>Hewlett-Packard LaserJet Printer</b>	.....	
'Simply Dazzles' By Current Technology Standards/ <i>Hewlett-Packard Co.</i> .....		224
<b>Junior Typer</b>	.....	
A Good Teacher For Beginning Typists/ <i>Aquarius People Materials</i> .....		206
<b>KLICKEE</b>	.....	
The 'Beep' Is On/ <i>TEPCO</i> .....		203
<b>Library 2</b>	.....	
Has Graphics Macros To Simplify ML Programming/ <i>Sadare Software</i> .....		220
<b>Master Scoreboard</b>	.....	
High Score Bookkeeping Made Easy/ <i>Genesis Software</i> .....		218
<b>MEMODATA</b>	.....	
A Valel For The Busy Person/ <i>Campugram</i> .....		209
<b>Que Bit</b>	.....	
Quality Game At A Fraction Of Normal Cost/ <i>Mike Ro Products</i> .....		200
<b>ROBOT BASIC</b>	.....	
Has A Use For Every Member Of The Family/ <i>Tried Pictures Corp.</i> .....		208
<b>SIMON</b>	.....	
Makes Program Input As Simple As One Keystroke/ <i>Derringer Software</i> .....		210
<b>Star Trader</b>	.....	
Be A Space Age Trucker/ <i>Computerware</i> .....		214
<b>Taxan's Personal T.V. Tuner</b>	.....	
Gives Your Monitor Double Function/ <i>Spectrum Projects, Inc.</i> .....		222
<b>To Preserve Quandic</b>	.....	
An Impressive Adventure/ <i>Prickly-Pear Software</i> .....		223
<b>VOX CHESS</b>	.....	
Try To Checkmate CoCo/ <i>Computerware</i> .....		195

Price Changes  
Occur On A  
Daily Basis.  
Please Call  
1-800-343-8841

**PRICE BREAKTHROUGH**

Price Changes  
Occur On A  
Daily Basis.  
Please Call  
1-800-343-8841

CO

## Super Sale on New Hard Drives

### MEGADISK™



Winchester Hard Drive Ready to  
run on the TRS 80 Model I/III/IV/4P,  
Color Computer, I.B.M.-PC, TANDY 1000,  
Max/80.

Software Drivers: LDOS, NEWDOS/80,  
DOSPLUS, OS9, TRSDOS 6.0, CP/M, COCODOS

**Fully Warranted**

**DRIVE A HARD BARGAIN™ starting at \$499.95**

**Call Toll Free Ordering 1-800-343-8841**



High Quality Lowest Price  
Drive 0, 1, 2, 3  
for the  
**Color Computer**  
Starting at \$239.95

## SOFTWARE SUPPORT, INC.

1 Edgell Road, Framingham, MA 01701 (617) 872-9090 Telex-383425

Hours: Mon. thru Fri. 9:30 am to 5:30 pm (E.S.T.) Sat. 10:00 am to 3:30 pm

### DEALER INQUIRIES INVITED.

TERMS:  
M.C./Visa/Amex and personal checks  
accepted at no extra charge.  
Shipping: Please call for amount.  
Not responsible for typographical errors.  
Prices subject to change.

#### CANADA

1720 CHARETTE STREET  
BUBERNAY, LAVAL, CANADA H7E4L9  
514-662-3224

#### Service! Service!

All in stock products are shipped within 24 hours  
of order.  
Repair/Warranty service is performed within 24  
hours of receipt unless otherwise noted. We  
accept C.O.D., foreign and APO orders. School  
and D&B corporate PO's accepted.

IBM-PC Registered IBM Corp.  
LDOS Reg. Logical System Inc.

TRS/80 Registered Trademark Tandy Corp.

Franklin Registered Trademark Franklin Corp.  
Dosplus — Micro Systems Software

Apple Registered Trademark Apple Computer Corp.  
Max/80 Registered Trademark Lobo  
Newdos/80 — Apparat



Prices Change  
Every Day.  
Please Call  
1-800-343-8841  
For Lower Prices.

# PRICE BREAKTHROUGH

Prices Change  
Every Day.  
Please Call  
1-800-343-8841  
For Lower Prices.

**DEALER INQUIRIES INVITED**

## MEGADISK™ HARD DISK DRIVE SYSTEMS

**TOLL FREE ORDERING 1-800-343-8841**

For the { IBM/PC, Tandy 1000, TRS/80 Models I/III/IV/4P, Compaq, Eagle, Sanyo,  
Tava, PC Workalikes, Color Computers, Heath/Zenith, Max/80  
Complete with Hardware, Cables, Software and Quikfit Installation

5 Megabytes Internal Mount .....	starting at \$ 299.95
10 Megabytes Internal Mount .....	starting at 544.95
20 Megabytes Internal Mount .....	starting at 799.95
5 Megabytes External System .....	starting at 499.95
10 Megabytes External System .....	starting at 699.95
20 Megabytes External System .....	starting at 999.95
Streaming Tape Backup System — Internal Or External .....	starting at 499.95

**Wow! New Low Prices**

DOS Systems Available: { IBM/Heath — DOS, 1.0, 2.0, 2.1, 3.0, or later  
TRS/80-LDOS, TRSDOS 6.x, Newdos/80, Dosplus 3.5, CP/M, COCO DOS, Max/80 LDOS, OS9

**FULLY WARRANTIED — PARTS AND LABOR — 24 HOUR SERVICE — CALL TOLL FREE — 1-800-343-8841**

## FLOPPY DISK DRIVES, POWER SUPPLIES AND CABINETS

Our Disk Drives are UL approved — Our Floppy Drive Cabinets and Power Supplies are Underwriters Laboratory Listed and have passed the required Federal Communications Part 15 Section B-EMI/RFI tests.  
Warranty on all disk drives is one full year parts and labor. Warranty on floppy disk drive power supplies is five (5) years. In warranty or out of warranty service is 24 hour turn-a-round on all disk drives and power supplies.

<b>Tandon — Full Height Drives</b>	
105-1 Single Sided 40 ik Barr .....	\$125.00
In Case with Power Supply .....	166.95
Dual Drives in One Cabinet .....	326.95
100-2 Dual Sided 40 ik Barr .....	162.00
In Case with Power Supply .....	206.95
Dual Drives in One Cabinet .....	381.95
<b>Half High Drives</b>	
65-1 Single Sided 40 ik Barr .....	122.00
In Case with Power Supply .....	156.95
Dual Drives in One Cabinet .....	306.95
65-2 Dual Sided 40 ik Barr .....	142.00
In Case with Power Supply .....	176.95
Dual Drives in One Cabinet .....	346.95
65-4 Dual Sided 80 ik Barr .....	162.00
In Case with Power Supply .....	196.95
Dual Drives in One Cabinet .....	356.95
<b>TEAC Half High Drives</b>	
55A Single Sided 40 ik Barr .....	125.00
In Case with Power Supply .....	166.95
Dual Drives in One Cabinet .....	316.95
55B Dual Sided 40 ik Barr .....	157.00
In Case with Power Supply .....	196.95
Dual Drives in One Cabinet .....	356.95
55F Dual Sided 80 ik Barr .....	177.00
In Case with Power Supply .....	216.95
Dual Drives in One Cabinet .....	386.95
<b>Apple/Franklin Disk Drives</b>	
25/40 Track in Case with Cable and Software .....	159.95
Controller Card for Two Disk Drives .....	46.95
Combination Price for Disk Drive and Controller .....	196.95
<b>Commodore Disk Drives</b>	216.95
Power Supplies and Cabinets 5 1/4, and Hard Drive Systems .....	starting at 42.00

## COLOR COMPUTER DISK DRIVE SYSTEMS AND ADD IN PRODUCTS

40 Track Single Head Drive with Case, Power Supply, Cable Controller, Instruction Booklet, Diskettes .....	\$239.95
Above with Dual Drives in One Cabinet .....	374.95
40 Track Dual Head with Case, Power Supply, Cable, Controller, Instruction Booklet, Diskettes .....	259.95
Above with Dual Drives in One Cabinet .....	399.95
128 Memory Upgrade Kit .....	129.95
Dual DOS Switch .....	19.95
With Second DOS System — JDOS, RSDOS, Micro DOS, and Booklet .....	89.95

## MODEMS

Nitelmodem 300 Baud .....	\$ 69.95
Signalman Mark X Autodial .....	123.95
Mark XII 1200/300 Baud Autodial .....	284.95

**ALL IN-STOCK ITEMS SHIPPED WITHIN 24 HOURS. SAME DAY SHIPPING PROVIDED BY REQUEST WITHOUT ANY EXTRA HANDLING CHARGES.**

# © 1985 SOFTWARE SUPPORT, INC.

1 Edgell Road, Framingham, MA 01701 (617) 872-9090 Telex-383425

Hours: Mon. thru Fri. 9:30 am to 5:30 pm (E.S.T.) Sat. 10 am to 3:30 pm

**SERVICE POLICY — Our Professional Technical Staff Is Available To Assist You Monday Through Saturday.  
WARRANTIES — Up To One Full Year Parts And Labor. Floppy Disk Drive Power Supplies — Five (5) Years.  
SERVICE — 24 Hour Turn-A-Round On All In-Stock Parts. Dealer Inquiries Invited. Call 617-872-9090**

**Toll Free 1-800-343-8841**

Please Call For Shipping,  
Handling And Insurance.

Please Call For Our Latest Price Saving Specials.

Not Responsible for Typographical Errors.  
Prices and Specifications May Change  
Without Notice.

## \*\*\*\*\* MEGADISK SPECIAL \*\*\*\*\*

With a 10 megabyte system, you can purchase a complete IBM or PC compatible host, software and cable for only \$15.00!!  
PS. Ask about the MEGAPLEXER.

## IBM - PC/XT WORKALIKE

All of our computers have: 8 slot motherboard, 640K, monochrome adapter, parallel printer port, 130 watt power supply, free software — all with our full warranty.	
/PC - 2 Floppy Drives - Monochrome Monitor, MS-DOS .....	\$1,595.00
Color system resolution - 720h x 240v, MS-DOS .....	\$1,995.00
5meg/XTira - 1 Floppy Drive - Monochrome Monitor, MS-DOS .....	\$1,745.00
Color system resolution - 720h x 240v, MS-DOS .....	2,145.00
10meg/XTira - 1 Floppy Drive - Monochrome Monitor, MS-DOS .....	2,095.00
XTira - Color system resolution - 720h x 240v, MS-DOS .....	2,495.00
20meg/XTira - 1 Floppy Drive - Monochrome Monitor, MS-DOS .....	2,395.00
XTira - Color system, MS-DOS .....	2,795.00
Internal Tape Backup For Any Of Above systems Add .....	\$449.95

## PRINTERS

Dot Matrix	
Citizen .....	\$ Call
Siar Microtronics .....	
Gemini 120 CPS Neat letter quality .....	starting at \$259.95
Delta 10/15 160 CPS .....	starting at 424.95
Radius 10/15 200 CPS .....	starting at 649.95
Panasonic 1090 .....	249.95
Daisy Wheel	
Silver Reed 440 80 Column 12 CPS .....	315.95
550 132 Column 19 CPS .....	439.95
770 132 Column 36 CPS .....	895.00
Olympia 132 Column 14 CPS with Form and Tractor .....	399.95
Apple/Franklin Printer Interface w/Graphics and Cable .....	84.95
Printer Cables .....	starting at 19.95
Printer Paper — Microperf Edge 1000 Sheets .....	16.95

## ELECTRICAL

Surge Protectors — Line Filters — SL Waver — 9 Outlets with Switch .....	\$ 39.95
Uninterruptible Power Supplies .....	399.95

## MISCELLANEOUS

Diskettes in 10 Pack .....	from \$ 10.95
Twoport Switches .....	from 99.95
Disk Drive Cables .....	from 16.00
Maintenance Cleaning Kits .....	12.00
Parallel Printer Buffers 8K .....	149.95
Floppy Disk Drive Cables	
1 Drive .....	16.00
2 Drives .....	18.95
Heath/Zenith 2 Drive Cables — Shielded .....	24.95

# RECEIVED & CERTIFIED

The following products recently have been received by THE RAINBOW, examined by our magazine staff and approved for the *Rainbow Seal of Certification*, your assurance that we have seen the product and have ascertained that it is what it purports to be.

This month the *Seal of Certification* has been issued to:

**PRINT MASTER**, a printer utility that will work with any printer capable of dot addressable graphics. Among the features are automatic PMODE recognition, eight color recognition, menu driven or called from BASIC, inverse printing and vertical and horizontal stretching (zoom) and concatenation. All will work on full screen or any portion you specify. Dataman International, 125 South Fifth Street, Lewiston, NY 14092, or 420 Ferguson Ave. N., Hamilton, Ontario, L8L 4Y9, cassette \$33.95 U.S., \$39.95 CND., disk \$37.95 U.S., \$33.95 CND. plus \$2.50 S/H

**Guide to Computer Magazines — 1985 Edition**, a 144-page soft-cover book containing annotated listings of computer related publications for beginners, advanced users, business oriented users and professionals. Also listed are publications geared to specific systems or computer applications with details such as description of audience, editorial scope, list of regular features and subscription information. Steve Davis Publishing, P.O. Box 190831, Dallas, TX 75219, \$9.95

**Model 200 Buss Driver**, a hardware expansion accessory to enable users to create automated control systems. Features include TTL, Fanout of 10, two card slots and flexible ribbon buss provided with additional connectors available. Electronic Motion Control, P.O. Box 27271, ARPT Station, Clearwater, FL 33516, \$89.95 plus \$3 S/H

**NUTRIGUIDE Version 1.0**, a 64K program requiring a disk drive designed to allow you to monitor nutrition intake (calories, vitamins and minerals) and make informed dietary decisions.

Possible are the tailoring to individual needs government Recommended Daily Allowance values and the objective evaluation of any diet to pinpoint the need for protein or any other supplement. Homesoft Company, P.O. Box 607, Baker, LA 70704-0607, disk \$24.95

**EZ Cassette Encrypt**, an ML encryption device to make unreadable all cassette files through the use of a password. Decoding occurs with the same password. LANDWARE, 6 Larchmont Rd., Edison, NJ 08817, cassette \$25

**EZ Disk Encrypt**, an ML encryption device to make unreadable disk files. Encryption and decoding are accomplished through use of a password. LANDWARE, 6 Larchmont Rd., Edison, NJ 08817, disk \$29

**EZ Cassette PILOT**, a preprocessor to run PILOT programs on CoCo by translating PILOT language programs into BASIC language. LANDWARE, 6 Larchmont Rd., Edison, NJ 08817, cassette \$15

**EZ Disk PILOT**, a program to translate PILOT language programs into BASIC for CoCos with disk systems. LANDWARE, 6 Larchmont Rd., Edison, NJ 08817, disk \$19

**EZ Profiler**, a 32K ECB utility requiring a disk drive which counts how many times each line of a BASIC program is EXECUTED when it is RUN. LANDWARE, 6 Larchmont Rd., Edison, NJ 08817, disk \$20

**EZ RAM Disk**, a 16-32-64K ML utility to use upper memory as if it were a disk drive by accessing all available

memory. LANDWARE, 6 Larchmont Rd., Edison, NJ 08817, cassette \$25

**Trivia**, a 16-32K quiz game based on the popular board game. Included are dozens of questions in five categories, one or two player options and three clock speeds. Moore Computer Services, 1090 East Country Club Circle, Plantation, FL 33317, 16-32K cassette \$19.95, 32K disk \$21.95

**PETSTORE**, a 32K ECB text Simulation that pits you against opponents in a race to succeed at selling and buying pets at competitive prices. Each player starts with \$200 and one store and as in real life the prices vary according to supply and demand. Once you make a profit you will need to buy more stores to expand. Winning depends upon reaching a predetermined goal. PAL Creations, 10456 Amantha Ave., San Diego, CA 92126, cassette \$14.95

**The Dallas Quest**, a 64K graphics Adventure based on the television show *Dallas*. The plot involves you, the detective Sue Ellen hires to find a multi-million dollar oil field in South America. Among the dangers you face are opposition from the other residents of Southfork including the infamous J.R. Produced by Datasoft and available in Radio Shack stores nationwide, disk \$29.95

**OS-9 Hi-Res Screen Dump Utilities**, a 64K graphics utility requiring a color TV, color disk drive #0 kit, printer cable and a CGP-220 Ink-Jet Printer or any Tandy Dot Matrix Printer with bit image capabilities for monochrome printing. The disk provided with the package contains *CGS DUMP* (Color Dump Program) and *BWSDUMP* (Black and White Dump Program) which allows the printing of Hi-Res graphics displays in four colors or black and white from OS-9. Radio Shack stores nationwide, disk \$14.95

**OS-9 Pascal Reference Manual Version 2.0**, a 10-chapter users manual for OS-9 PASCAL covering PASCAL system, language, standard functions and procedures, run-time options and error handling with appendices for error message descriptions, PASCAL syntax

and quick reference. Radio Shack stores nationwide, manual and two diskettes \$99.95

**VIEW-II**, a 64K program to make your CoCo a slow scan television transceiver. Menu driven by joystick or keystroke, with on-screen help available. *VIEW-II* provides you with the ability to receive, transmit, zoom and pan, print (Epson or Gemini printers only), save/load via diskette, eight-second 128-by-128 slow scan television images. No hardware is required, you simply connect your cassette port to your radio. Other slow scan television formats capable of reception with *VIEW-II* are 12-second ROBOT color (luminance only; you see black and white), single frames of RGB 128-by-128 color and stretched images of 17-second black and white or sequential color. Comes with a nine-page manual. SoftCircuits, 401 S.W. 75th Terrace, North Lauderdale, FL 33068, disk \$24.95

**VIEW-EDIT**, a companion to *VIEW-II* (needed for this program) which allows you to take any image, or section of an image and perform the following functions: stretch, shrink, zoom, pan, modify in FATBITS, insert to another frame, rotate, draw lines, circles, arcs, fill with any gray level, filter with lowpass, highpass, bandpass, notch options, save and load, enhance contrast, enhance brightness, cut, paste, generate text (any size), stamp, scan edit, invert and flip. Fully menu driven by joystick with on-screen help, *VIEW-EDIT* supports multiple drives. Comes with a 15-page manual. SoftCircuits, 401 S.W. 75th Terrace, North Lauderdale, FL 33068, disk \$24.95

**The CoCoGrey**, a hardware accessory that provides a real-time composite video 128-by-192 pixel signal in 32 gray levels. Designed to be used with the *VIEW-II* software, CoCoGrey will not affect the operation of your CoCo. Comes with a 16-page manual containing theory, schematics, installations, etc. SoftCircuits, 401 S.W. 75th Terrace, North Lauderdale, FL 33068, \$100

**The Magic Box**, a special purpose utility designed to load TRS Model 1/III 500 Baud BASIC programs into CoCo thus making a different spectrum of software available. Spectrum Projects, Inc., P.O. Box 21272, Woodhaven, NY 11421, \$24.95 plus \$3 S/H

**500 Pokes Peeks 'N Execs**, a book by Kishore M. Santwani to unravel the uses of PDK, PEEK and EXEC commands to facilitate programming in assembly language. Spectrum Projects, Inc., P.O. Box 21272, Woodhaven, NY 11421, \$16.95 plus \$3 S/H

**TAXAN Personal TV Tuner**, a hardware accessory to convert a composite monitor into a television set. Spectrum Projects Inc., P.O. Box 21272, Woodhaven, NY 11421, \$99.96 plus \$3 S/H

**PROBALOTO**, a 16-32K ECB lottery program which is menu driven and incorporates mathematical formulas for weighing numbers either positively or negatively. Possible are numbers generated to screen or printout with user's options to weigh numbers randomly to favor most chosen, least chosen or to accommodate personal intuition. Gary Olander, 322 Haymarket Place, Gahanna, OH 43230, cassette for 16K ECB \$19.95, disk for 32K ECB \$19.95

**TESTMAKER**, a 16K educational utility requiring a disk drive. This menu-driven internally linked series of programs enables a teacher to create multiple choice or true/false tests to be administered either on the computer screen to individuals or printed out and distributed to a class. Possible are an unlimited number of files and unlimited file length. Saguaro Software, 7331 E. Beverly, Tucson, AZ 85710, disk \$29.95

**BASTXT Version 1.0**, a 64K BASIC utility requiring a disk drive to add 21 commands and eight more functions including COM, EOR, ARSL, ARSR among others. Possible are definition of CHR\$ codes, normal and smooth scrolling, four-color letters, BREAK key disable and two Hi-Res modes. Valley Micro Systems, 801 W. Roseburg Ave., Suite 200, Modesto, CA 95350, disk \$34.95 plus \$3 S/H

**Disk Disassembler**, a 16-32-64K disassembler to allow changing a machine language program on disk without calculating any addresses and help users understand how machine language programs operate. Possible are: examining/changing games, learning auto-start procedure, examining/changing programs with segmented files (multiple load addresses). Valley Micro Systems, 801 W. Roseburg Ave., Suite 200, Modesto, CA 95350, disk \$24.95 plus \$3 S/H

**Graphiset**, a companion to *GRAPHICOM* featuring different letter sets such as Roman, Italics and Text to allow users to mix 16 different styles of letters with graphics. Also included are three palettes compatible with *GRAPHICOM*. Valley Micro Systems, 801 W. Roseburg Ave., Suite 200, Modesto, CA 95350, disk \$20 plus \$3 S/H

RAINBOW  
CERTIFICATION  
SEAL

The Seal of Certification program is open to all manufacturers of products for the Tandy Color Computer, regardless of whether they advertise in THE RAINBOW.

By awarding a Seal, the magazine certifies the product does exist — that we have examined it and have a sample copy — but this does not constitute any guarantee of satisfaction. As soon as possible, these hardware or software items will be forwarded to THE RAINBOW's reviewers for evaluation.

— Monica Dorth

# REVIEWING REVIEWS

## COLOR MATH

Editor:

We would like to take this opportunity, if we may, to address just a few of Mr. Cobello's specific comments about *Color Math*.

Mr. Cobello objects to the fact that *Color Math* is a version of our popular Model 1/III/4 K-8 Math Program which is widely used in the schools and has received numerous positive reviews from professional educators. Mr. Cobello states that *Color Math* gave him "a bad impression from the first page of the program guide," but he does not present any specific or general criticism of our documentation. Instead, the problem seems to be that the user is required to enter one extra word when loading the program. *Color Math* is a machine language program, not a BASIC program, and for this particular program one extra command is necessary.

Mr. Cobello states that the documentation does not explain how placement is accomplished — but that statement is not true. The parent guide included with the program provides ample explanation of placement. This information was purposely omitted from the program guide, which is a booklet for optional use by children who are working independently.

*Color Math* does not include disk record keeping but can be used quite effectively without any pencil-and-paper record keeping. Recording scores and timings is strictly optional. The user only needs to remember the number of the last lesson completed, and if this information is forgotten, he or she can use the PLACEMENT option again. Score reports remain on the screen until a special code is entered, so the parent need not be directly on hand to retrieve this information. Mr. Cobello is correct in pointing out that *Color Math* does not use graphics or sound to the extent that some other programs do. However we maintain that the program *does* make good use of the computer such as random generation of problems, immediate feedback, placement capabilities, and the ability to evaluate performance automatically and to suggest the next lesson.

In the development of *Color Math*, computer and human resources were focused on providing a very large number of different lessons and providing different

modes for flexibility, and we believe that *Color Math* is remarkable in this respect. *Color Math* should be reviewed in the context of what it seeks to be — a basic skills, drill-and-practice program with an extensive amount of instructional material built into it.

Bill Gattis

Radio Shack Education Division

## SBASIC

Editor:

Thank you for the opportunity to comment on the review by Mr. Redman of our product, *SBASIC* [June 1985, Page 223]. I would like to point out several factual errors in the review.

It is stated that the examples in the review are "examples of *SBASIC*'s substitute for BASIC's FOR/NEXT statement." However if you look closely, the example is not a straightforward FOR/NEXT loop. The first example loops until TOTAL is more than 1000. The variable 'I' simply holds the count.

Mr. Redman states that when the first example was "put through" the compiler the only change was to Line 20. Here again, if he would have looked closely, he would have noticed that Line 50 had been changed to: IFNOT (TOTAL>1000) THEN20.

He did however notice one error in our manual. In his example one, the variable TOTAL appears. Of course, this would generate a syntax error because the BASIC keyword TO appears in TOTAL.

The above were the factual errors that I found in the review. I would also like to comment upon some of the conclusions the reviewer arrived at.

The Pack command does exactly what Mr. Redman describes it does. It is not intended to be a complete Packer utility.

Finally, *SBASIC* is intended for experienced programmers, who probably have previous dealings with structured type languages, such as PASCAL. *SBASIC* is for people who enjoy programming in a structured environment. To this end, the manual is intentionally brief. It is not the purpose of the manual to teach structured programming.

R. Lainevoöl

Tandar Software

## MLBASIC

Editor:

In my opinion the review of the Wasatchware compiler in the May 1985 issue of *THE RAINBOW* [Page 209] was unfair and uninformed. The reviewer compares it to the Microsoft compiler for the IBM PC. What good does this do a CoCo owner? Certainly there are things I could wish for that the Wasatchware compiler does not have, but the typical CoCo hacker is a quality-conscious and price-conscious person who is going to find a lot to like about the Wasatchware compiler.

I don't know what kind of programs gave your reviewer the comparison timings he quoted; all I can imagine is that they must have been loaded with Real variables. I have compiled over 20 programs on this compiler, and none of them run less than 15 times as fast as the non-compiled versions. This program will run circles around many mini-computer systems doing the same job.

Sure, you are going to have to modify most of your present programs to get them to run on the Wasatchware compiler. Some of the modifications will be minor, and some may be quite extensive, but once you know the rules, you can write programs that will run in both compiled and non-compiled modes very easily, and the gains are well worth the bothers in my estimation.

You can call uncompiled BASIC and assembly programs from the compiled BASIC programs and vice versa, and I had great luck running overlays to two and more compiled programs so as to preserve tables in memory from program to program. The manual is far better than most, though a better explanation of the differences in string handling would be very helpful. Just a page of examples would do the trick, which is what I eventually built for myself. When I called Dave Prey at Wasatchware, I got instant and excellent help.

OK, so I'm the kind of person that delights in the challenge of doing something with a computer that it wasn't intended to do. The CoCo makes a great little mainframe terminal, word processor, data collection and networking device. It can do more practical work around an office than most people would ever dream, and the Wasatchware compiler made it even better than it was. I can assure you that the CoCo can

give you more computer for the buck than any fancy micro you can buy today. Keep that CoCo humming.

Tom Carl  
Savannah, GA

## MLBASIC

### Editor:

Based upon the Rainbow Seal of Certification issued to Wasatchware's *MLBASIC* in your January 1985 issue I sent off an order. The program was received shortly thereafter. However, I have since returned the program disk after many hours of unsuccessful use.

I, like your reviewer James G. Kriz, could not compile even the simplest of programs.

```
10 S$=CHR$(10)    10 REAL X
20 PRINT # -2, S$  20 X=0.0
30 END             30 FOR I=1 TO 10
                  40 PRINT X
                  50 X=X+1.0
                  60 NEXT I
                  70 END
```

The first program would not compile. It seems the compiler did not recognize CHR\$. The second program did compile. However, the values of 'X' that were printed were incorrect.

When Printed	X=0
1	1.00146484
2	2.00292969
...	...
10	10.0146484

Colin G. Sanderson  
Norwood, NJ

## PAINTPOT

### Editor:

I was pleased to see the review of *PAINTPOT* in the May issue [Page 225]. The review was accurate and complete, and showed that *PAINTPOT* is easy for kids as young as the reviewer's son (and even much younger) to have fun with right away.

There is one thing that the review did not make clear about the tape and disk versions. The tape version saves screens only on tape, while the disk version saves them only on disk. The documentation explains how to transfer screens from tape to disk, but purchasers should be sure to buy the correct version for their system.

The quoted price also includes first class postage and handling charges to U.S. and Canada.

Tim Skene  
Tim Skene Software

## Metric Industries



### MODEL 101 INTERFACE 54.95 49.50

The Model 101 is a serial to parallel interface intended for use with a COCO and any Centronics compatible parallel input printer. The 101 has 6 switch selectable baud rates (300-9600). It comes with a "UL" listed power supply that can be unplugged from the interface if your printer supplies power (Most do). The 101 is only 4" x 2" x 1" and comes with all cables and connectors for your computer and printer.



### MODEL 102 SWITCHER 35.95

The Model 102 has 3 switch positions that allow you to switch your computer's serial output between 3 different devices (modem, printers or another computer). The 102 has color coded lights that indicate the switch position. These lights also act as power indicators to let you know your computer is on. Supplied with the 102 are color coded labels that can be applied to your accessories. The 102 has a heavy gauge anodized aluminum cabinet with non-slip rubber feet.



### MODEL 103 COMBO 85.95 73.50

With the turn of a knob the model 103 switches your computer's RS232C serial port to any one of 3 outputs — 2 serial and 1 parallel. The serial ports may be used for modems, serial printers or even another computer. The parallel port can be used with any Centronics compatible printer. The 103 has the best features from the 101 and 102: color coded position indicator lights, 6 switch selectable baud rates, heavy anodized aluminum cabinet, "UL" listed power supply and many more.



The Model 101, 102 and 103 will work with any level COCO basic, any memory size 4K-64K and are covered by a 180 day warranty.

The Model 101 and 103 work with any standard parallel input printer including Gemini, Epson, Radio Shack, Gonilla, C.Itoh, Okidata and many others. They support basic print commands, word processors and graphic commands.

### CASSETTE LABEL PROGRAM 6.95

This fancy printing utility prints 5 lines of information on pinfeed cassette labels. "Cassette Label" is menu driven and is very easy to use. It uses the special features of your printer for standard, extended or condensed characters. Each line of text is automatically centered. Before the label is printed, it is shown on your CRT — enabling you to make changes if you like — then print 1, 2 or 100 labels. The program comes on tape and it is supplied with 24 labels to get you started. 16K ECB required.



### OTHER ITEMS

High quality 5-screw shell C-10 cassette tapes \$7.50/dozen  
Hard plastic storage boxes for cassette tapes \$2.50/dozen  
Pin feed cassette labels \$3.00/100



To order call our 24 hour order line 513-677-0796 and use your VISA or MASTERCARD or request C.O.D.

Or send check or money order to:  
**METRIC INDUSTRIES**  
P.O. BOX 42396  
CINCINNATI, OH 45242

Free shipping on orders over \$40.00. Ohio residents add 5.5% sales tax.

Orders under \$40.00 please add \$3.00 for shipping

We manufacture these products. Dealer inquiries are invited.

## NEW LOW PRICES

## Flashcard Review Lets You Build Your Own Study Guide

*Flashcard Review* is a re-working of an old educational idea and an old computer idea. Instead of presenting the learner with preprinted or preprogrammed questions, *Flashcard Review* lets the learner build his or her own questions and answers. This easy-to-use program is completely menu driven so you don't need the manual. The version I tested was for 64K Disk BASIC and had the capacity to handle 100 question and answer pairs, but there is also a tape version.

The purpose of the program is to let one build a study guide and then have the computer present the questions one after the other as you review and try to build up your knowledge of the answers. The advantage is that you can tailor the material to exactly what you wish to study instead of reviewing someone else's prescribed questions, but, of course, the disadvantage is that one must type in all the questions and answers from notes or other sources before the study period can begin. The typing-in is just one more repetition and hence a learning experience, also. (It certainly ought to improve your typing!)

Once the questions and answers are typed into the computer, you can save the entire set on disk and bring them in as often as desired for review. You can also add to the study guide, provided you have room left, and then re-save the question set.

The study guide is used by taking option two of the menu which presents the first question. Then, when you hit the ENTER key, the answer is displayed. Pushing the

ENTER key again will clear the screen and display the next question. At any point you can push the 'R' key and return to the menu. An option to have the questions presented in a random order might have been an interesting addition to *Flashcard Review*, but this feature is not included.

If it were the late 1960s when Computer Assisted Instruction (or CAI) was first getting started, *Flashcard Review* would have been judged to have violated two cardinal rules of CAI design. One is never do with a computer what you can adequately do manually. And secondly, a computer application must save more effort than it requires the user to exert.

But, many flash card programs are now available for computers with preselected subject matter, some very straightforward and some with elaborate graphics and organization.

I think one can argue successfully that these programs have a definite place in education, particularly for the younger students whose interest and motivation can be helped along by the computer interactive format. Even for older students, such programs can add interest and depth to what is basically a boring part of education — the rote digestion of facts. And one can defend them equally well as a means of letting students proceed independently and at their own pace.

But one must understand clearly that the *Flashcard Review* has few of the motivational benefits of the flash card systems described in the last paragraph; The effort necessary to build the study guide will never equal the effort it saves once it is built. You will have to decide for yourself how important this factor is when considering purchase of this software.

I think the concept of *Flashcard Review* has a place in education, but I certainly would not urge someone to buy a computer if this application were the prime purpose for the purchase. *Flashcard Review* is intended mainly for the older student, about seventh grade through college level, but with parental help even an elementary student might get something out of its use.

*Flashcard Review* is written and presented with good craftsmanship, and its cost is very moderate. If it is the kind of thing you have been looking for, you should be pleased with the quality of this product.

(D & D Software, Route 2, Box 47, West, MS 39192, \$14.95 on tape or disk, for 16/32/64K with or without Extended BASIC.)

— Tom Carl

### One-Liner Contest Winner . . .

This is a target shoot game using Lo-Res block graphics. Press the space bar to fire. You must hit the target three times to win; if it reaches the bottom of the screen before that, you lose.

### The listing:

```
Ø CLSØ:S=S+1:J=R+496:PRINT@S,CHR
$(183);CHR$(187);:PRINT@495,CHR$
(167);CHR$(171);:IFS=491THENENDE
LSEIFINKEY$=" "ORD=3THENR=R-32:D
=3:PRINT@J,CHR$(162);:IFR=-48ØTH
ENR=Ø:D=Ø:GOTOELSEIFS<=J ANDJ<S+
2THENP=P+1:PLAY"C":IFP=3THENCLS:
ENDELSEGOTOELSEGOTOELSEGOTO
```

Daniel Hamilton  
Oak Lawn, IL

(For this winning one-liner contest entry, the author has been sent copies of both *The Rainbow Book Of Simulations* and its companion *Rainbow Simulations Tape*.)

**\*CANADIAN PAYROLL\***

*Roll N' Go* EXCEPTIONAL...RELIABLE...SOFTWARE...EASY TO USE EVEN FOR BEGINNERS TO COMPUTERS...  
.....A DEFINITE ADD TO ANY COMPANY!!

**OPTION 4**

*Roll N' Go* IS FOR YOU.....NO CHARGE OF UNKNOWNLY LEAVING DATA.....IS A SPECIALIZED PRODUCT.....ANNUAL BELL GRANTING EARLY TO FOLLOW!!

FEATURES  
\*ALL PROVINCES & TERRITORIES\*AUTO. B.I.N. VALIDATION  
\*FORMATTED SCREENS\*FULL FORMAT TRAPPING\*ANY PRINTER  
\*ANY PAY PERIOD\*WATCHED CHECKS\*DETAILED PAY SLIPS  
\*TOTAL COST/DAILY ALLOCATION\*YEARLY UNDER LIP-DATABASE  
\*ALL MEDIA TRANSFER\*BACK-UP\*APPABLE\*PASSWORD PROTECTED

REQUIRES\*32K OR COLOUR COMPUTER\*TOP-100\*5.25" DISK  
CONDENSED PRINTER MODE.....ONLY \$14.95 ON TAPE  
(ON TAPE \$19.95)

CALCULATES  
\*1 OR MULTIPLE PAY RATES\*P.PRIENTHRU.1-CAPLONER  
\*GROSS PAY ANY PERIOD\*CALCULATED HOURS \*REPEREN

**YGS** IN ALL BUSINESSES PG BOX 208  
VISA 1-705-484-5441 BRIDGEM, ONTARIO  
L4R-9P8 EST ONLY PLEASE L4C 1B0

# Help Us Battle the High Cost of Disk Drives



**NOW...  
V-PRINT**  
A utility to print  
directory on paper  
**\$9.95**



## New Lower Price Un-DISK Drives ~~\$49.95?~~ **\$34.95**

You Bet! There are empty spaces in your 32K and 64K CoCo. The Preble VDOS Un-DISK helps you fill them up with PROGRAMS!

- Un-DISK uses your computer's extra memory like a fast disk drive.
- Un-DISK can store BASIC and MACHINE LANGUAGE programs.
- Un-DISK is INVISIBLE. Yup! Un-DISK does not interfere with normal Color Computer Operation.
- Un-DISK appears only when you type the magic word VDOS.
- Un-DISK comes with comprehensive instructions which you may not need because:
- Un-DISK is self-prompting and easy to use!
- Un-DISK is provided on cassette.
- Un-DISK is faster than a slow clumsy DISK DRIVE and best of all...
- Un-DISK is CHEAPER than a DISK DRIVE!
- Un-DISK will work even if you already own a disk but WHY BUY A DISK AT ALL?
- Un-DISK should be in the library of every serious CoCo user even if you own a disk says Frank J. Esser, independent reviewer for RAINBOW Magazine!

OK sure, disk drives ARE NICE. I own one. But if your finances are limited, the Un-DISK can give you much of the power of the mechanical drive. Even if you already own a disk the Un-DISK can work like a super fast extra disk.

### EXTRA... EXTRA... EXTRA... EXTRA... Additional Power For \$14.95

Only with VDUMP for the Un-DISK!

- VDUMP lets you make a cassette backup copy of everything stored in the Un-DISK.
- VDUMP lets you save 5, 10, 15 or more programs on a single cassette tape file.
- VDUMP lets you switch Un-DISks. With a single load operation replace a group of financial programs with a set of children's programs. (The new VDUMP tape overwrites the old.)
- VDUMP can allow you to save a whole lot of RAINBOW ON TAPE in a SINGLE file.
- VDUMP is the perfect companion to the Preble VDOS Un-DISK.

Available from Doctor Preble's Programs, naturally! Bringing you fine Color Computer Products Since 1983!

The Preble VDOS Un-DISK ..... **\$34.95**  
The Preble VDUMP ..... \$14.95  
Shipping & handling  
U.S. and Canada ..... \$1.50  
or \$5.00 to other foreign points

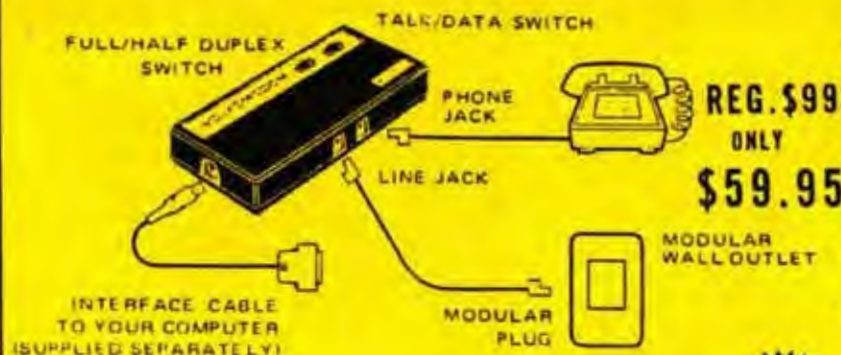
VISA and MasterCard accepted



Order From:  
**Dr. Preble's Programs**  
6540 Outer Loop  
Louisville, KY 40228  
(502) 966-8281

Canadians may order from Kelly Software

# Introducing Volksmodem



## SPECIFICATIONS

Data Interface	RS-232C compatible
Outputs	MARK (OFF) -4.0V min (typical) SPACE (ON) +4.0V min (typical)
Inputs	MARK (OFF) 0 to -25V SPACE (ON) +2.5 to +25V
Data Format	Serial, binary, asynchronous
Operate Mode	Manual dial, manual answer, auto- matic answer/originate mode select
Data Rate	0 to 300 bps, full duplex or half duplex
Modulation	Phase coherent, frequency shift- keyed (FSK)

## VOLKSMODEM 12™

A very smart 300/1200 baud auto-dial/auto-answer modem that makes computer-to-computer communications smarter, faster and easier.

Compatible with virtually every personal computer on the market today, the Volksmodem 12 is loaded with today's most desired features. By using the Volksmodem 12, one adapter cable and software, you are instantly in touch with the world of data communications.

The Volksmodem 12 is capable of full unattended operation in conjunction with stand-alone terminals and computers which have an RS232-C interface. With the Volksmodem 12's ability to access data sources as well as transmit data information, it's truly the affordable way to maximize your personal computer's productivity.

ANNIVERSARY  
special



retail price of \$299.

Hayes compatible

### Volksmodem 12 Features

- Direct connection for RS-232C type interface
- Bell 103, 212A compatible
- Full Duplex, Half Duplex (at 300 bps)
- Voice/Data Switch
- Five Software Programmable Set Registers
- 0-300-1200 Baud
- Auto-Dial/Auto-Answer



ONLY  
**21.95**

### COPY HOLDER

For all typing and reading matter  
... Hold copy at your eye level ...

Copy Holder accommodates letter or legal size paper. Features a non-glare reflective surface and a stable (movable) line finder. Mount easily on horizontal surface and offers a spring balanced flexible arm which adjusts copy holder for your needs. Shipping Weight, 4 lbs.



### ORDERING INFORMATION

ADD \$2.00 PER ORDER FOR SHIPPING.  
WE ACCEPT VISA, MASTERCARD, CHECKS, M.O.  
C.O.D. ADD \$3.00 EXTRA.  
California Residents, Add 8% Sales Tax to Orders

Prices good through 7/31/85

## SOFTWARE PLUS

(916) 726-8793



6201 C Greenback Lane

Citrus Heights, CA 95610



## Try To Checkmate CoCo With *VOX CHESS*

Computerware has again brought us another fine piece of software for the CoCo. There are not very many good chess games available for the Color Computer, but David Crandall has created one that is sure to be classified as one of the best. *VOX CHESS* is a high resolution graphics, machine language, talking chess game with 24 levels of play and several special functions.

*VOX CHESS* requires 32K RAM, is for one player only and can be used with or without a speech synthesizer. The program works with either the *Real Talker* by Colorware, the old or the new Spectrum Voice Pak (*Cheap Talker*), *The Voice* by Speech Systems, or a compatible SC-01 type voice synthesizer.

*VOX CHESS* is supplied on disk or cassette, but does not require a disk controller. I received a disk copy of *VOX CHESS* and ran into a few problems. In order to load in the program from disk and use a voice synthesizer, you really need a Multi-Pak or Y-cable. For those of us who aren't blessed with a Multi-Pak or Y-cable (I am not), it is best to forget about using a synthesizer and disk.

In order to properly review *VOX CHESS*, I took a chance at frying a few of CoCo's chips by first loading *VOX CHESS* from disk, secondly pulling out the disk controller, then plugging in the voice pak while the power was on the whole time. (I didn't blow up the CoCo as expected, but could have.) If you don't have at least a Y-cable with your disk controller, order the cassette copy of *VOX CHESS*.

*VOX CHESS* provides an SA and an LO command, for saving or loading a game in play. However, these are for cassette operation only, not disk. Despite this, *VOX CHESS* has some fine features that won't be found in most chess games.

The setup of *VOX CHESS* is easy. After loading the program, a menu appears and asks which voice synthesizer you have. Those who aren't using a voice pak, or want to play silently, select 'C.' Next, you are asked which difficulty level you wish to play ('A' through 'X').

I am no expert at chess, but according to Crandall, *VOX CHESS* is not considered to be at expert level of play, and can be overcome with several of the classic fools mates. It is, however, able to play a good game of chess for beginning and intermediate players, and does allow setup of the game board along with self-play. Lastly, the player is asked to choose either white or black. Your pieces will appear at the bottom of the screen.

Moves can be entered by either using the keyboard or joystick. Each square has a coordinate which is a letter ('A' through 'H') and a number ('1' through '8'). It is easiest to use a self-centering joystick for the moves. In the joystick mode, a square can be moved around, which outlines the spaces on the board. Once positioned over the correct piece you want to move, a press of the joystick button will cause the square to pick up that piece and allow you to move it around on the board to the desired position.

In the keyboard mode, you type the coordinates of the piece and the square you want to move it to and press ENTER. For example, at the beginning of the game, entering

E2E4 will move the white king's pawn forward two squares.

The modify mode is one of the nicest features. It lets you change the contents of any square at any time. It is useful for setting up chess problems. I'm a little ashamed to say, but I used it for cheating. If you type 'W' in the modify mode, the board will be wiped clear, except for the kings. You can add or delete any pieces you wish in this mode by using commands similar to those used for moving pieces in the keyboard mode during game play.

There is nothing spectacular about the speech/talking portion of *VOX CHESS*. The program only speaks when it's moving one of its pieces, or when there is an illegal move made. Terminology used by Ham radio enthusiasts is used. For example, at the beginning of the game, if the CoCo decides to move its knight from B8 to C6, it will say "Knight to Charlie-six." If the knight is taking a pawn it will add, "taking pawn."

Overall, I think this is a well-designed chess Simulation. Moves are calculated very fast by the CoCo, and it wasn't too difficult for me to win at difficulty 'A,' but difficulty 'X' is another story! I don't consider myself a beginner or intermediate chess player, but somewhere in between. If you're looking for a good challenge, and you're not an expert yourself, *VOX CHESS* may be for you.

(Computerware, P.O. Box 668, Encinitas, CA 92024, 32K RAM required, cassette \$21.95, disk \$24.95)

— Darren Nye

### GET ON LINE NOW! \$45

For this low price you receive one:

#### Acoustic MODEM System

Featuring;

- >> 300bps org. mode (access all free BBS's and pay boards)
- >> Commercial Quality Construction
- >> COCO Serial Cable (installed, ready to plug in to your COCO)
- >> Cassette containing FREE Smart Terminal Software so you can; Download Programs, Music, Utilities, Pics, etc. and save them to Disk or Tape (you get both versions with documentation)
- >> View Color Graphic Screens Online (VIDTEX)
- >> Print File Buffer And More!!
- >> Fits round and new square handsets

These units are a special purchase from lease stock. They are supported by a 10 day no risk return policy and a 60 day warranty. Personal Checks Accepted. Send \$45+\$4 S&H, Money Order or Cashier's Check, Illinois residents must include \$3.60 sales tax,

for immediate shipment to:  
CRANBERRY INDUSTRIES  
7801 S. ST. LOUIS  
CHICAGO IL. 60652

## Advanced And Full-Featured, *CMODEM* Is A Comparable Terminal Program

By Theodore S. Arrington

There are many terminal programs available for the Color Computer. Now there are also several on the market that use the OS-9 disk operating system; *CMODEM* is one of these. It was developed by Edgar M. "Bud" Pass of Computer Systems Consultants, Inc. It is an impressive system with some good features and some drawbacks.

If that sounds like faint praise, let me add that I have found no terminal program that is perfect. I have used seven different communication systems for micros on three different brands of computers. I have also read the documentation for several others, and I follow the ads in *RAINBOW* closely. All of these programs have some desirable features and all of them have faults. In this review, the emphasis will be on describing which features *CMODEM* has and which features it lacks, though what I consider a bell or whistle others may regard as the most important part of the program and vice versa.

### Documentation and Loading

Poor documentation is the bane of the micro industry. The 18 stapled pages of information on *CMODEM* is more complete than I at first thought. It has to be read very carefully and re-read often. I found many of my questions were answered in the documentation, but those answers were hard to find. The program, like virtually all OS-9 software, is not copy protected. But backing up an OS-9 disk which does not itself contain the DOS is not always a simple one-step operation, especially for those with one disk drive. The lack of information on this aspect in the documentation in simple step-by-step terms is a problem.

Similarly, the loading is simple. This is often not the case for OS-9 programs where complicated procedures for "installing" are sometimes necessary. Thus the simple instructions for putting the *CMODEM* programs on a system disk in the current directory should be included. Examples should be given.

The documentation did not tell me whether the program would work with my PBJ 80-column *Word-Pak* or with the *O-Pak* screen modification. I had no trouble at all with the 80-column board, but would have liked the assurance that this was OK in the documentation.

### Dumb Terminal Operation

At a minimum, a communication program must be able to simulate the operation of a "dumb terminal." A dumb terminal means that what you type at the keyboard should appear on your screen and be sent out through the modem to the computer with which you want to communicate, and what that computer sends to you should appear on your screen.

*CMODEM* does have a simple dumb terminal mode, with a few added touches. If the material being received is too long for one screen, some of the material will scroll

off the top and be lost. *CMODEM* deals with this by allowing the user to stop what is going to the screen. The computer continues to receive additional characters, which are stored in a small buffer until the user is ready to start the screen motion. Some terminal programs have the capability of allowing you to scroll the screen back to review the last several "pages." *CMODEM* can't do it this way, but both approaches would seem to solve the problem for most users.

Some programs also allow the user to format the screen with a word-wrap feature so words or terms are not spread across two lines — *CMODEM* doesn't have this feature.

### Communication Settings

To establish a communication link and to provide for more sophisticated exchange of information, the two computers must be speaking the same electronic language. An adequate terminal program must allow simple alteration in these various elements so contact can be established with many different kinds of computers. *CMODEM* provides for almost all of what are called UART settings. These include Baud rate (110-4800), number of bits for each character (seven to eight), parity (odd, even or none) and a choice of how line feeds and carriage returns are to be handled.

There doesn't seem to be a provision for putting in what is called a "stop bit" and the program only provides for two duplex settings. Full duplex is where the keys you press on the keyboard send a signal to the other computer which "echoes" that signal back to be displayed on your screen. This acts as something of an error checking device. In half duplex, your computer puts the characters you enter on your screen directly. *CMODEM* has both of these settings.

An advantage of *CMODEM* is that the program makes the standard serial I/O port of the Color Computer work more reliably. To this end it has a function to allow the Baud delay factors of the modem port to be set. This is, in effect, a fine tuning — called "tweaking" — of the Baud rate.

With this facility, one should be able to use 1200 Baud or higher without having to purchase an RS-232 Program Pak, although *CMODEM* will work with such an external RS-232 port. I found the program did not work reliably with my 300 Baud acoustic connect modem until I adjusted the delay setting. Once that was done the transmission was flawless.

### Intelligent Terminal Functions

What makes programs like *CMODEM* special is that they turn CoCo into an "intelligent terminal." This means that what comes from the other computer (downloaded) can be saved or printed, and what has been saved at a previous time can be sent (uploaded) to the other computer. *CMODEM* has some simple and some sophisticated ways of performing these functions.

Occasionally, the advanced features of *CMODEM* get in the way of simple usage. For example, I frequently have a small amount of data I wish to download and print. When I go into one of the download modes, the program insists I establish a disk file for the downloaded material to be placed in. Even though I may not really want to save the data to disk, the disk file must be established anyway. Simpler programs allow data to flow into the buffer without tying it to a disk file.

A second problem is the lack of a print buffer capability. In order to print what has been downloaded I must first save it to disk, then I must enter the OS-9 shell (that is, get access to the DOS commands) by entering 'U' at the main menu. Then I would enter `list /dl/filename>/p` at the OS-9 prompt. After the file is printed, I can reenter the *CMODEM* program by pressing CLEAR-BREAK. While this will work, it seems cumbersome to me.

There is also another printer function that is either missing or undocumented. If one has an RS-232 Program Pak and a Parallel Printer Pak attached to the Color Computer, some programs will permit printing of material as it is communicated. Thus, one can print part of a terminal session as it is happening, but it is not clear that *CMODEM* can do this.

While the data saved in the buffer cannot be edited (part of it deleted) before or after it is saved to disk, it is possible to view the buffer a little bit at a time and decide whether or not to save the whole thing to disk.

*CMODEM* has the capability of sending and receiving both ASCII text and binary data. The latter might be, for example, machine language programs. In addition to the nearly universal X-On/X-Off system of sending or receiving data, *CMODEM* features a much more reliable method called by various names — Ward Christiansen protocol, UMODEM, TMODEM, XMODEM and MODEM7.

In the simple X-On/X-Off method, the two computers have an agreed upon signal for starting or stopping the flow of data. Since the CoCo serial I/O port is really only capable of half duplex (data flows into or out of the I/O

port, but not both at the same time), some incoming data will be lost as CoCo tries to tell the other computer to stop sending. Moreover, X-On/X-Off has no method to check on the reliability of the communication.

With the Ward Christiansen protocol, a more elaborate procedure assures completely accurate transmission. First the two computers agree on the number of characters in each "block" of data, and a method of assigning a value to each possible character. An example would be to give each character a value equal to its ASCII number. The sending computer asks the receiving computer if it is ready. When both are ready one block of data is sent. The sending computer then stops and gives the receiving computer the checksum or total value for that block. (This is sort of like the Rainbow Check Plus value that we all use when typing in programs printed in RAINBOW.)

If the two computers agree on the checksum value, then they both know the first block was received with 100 percent accuracy. If the checksums don't agree, then the block is sent again. If the checksums agree, then the second block is sent. This continues until all the data is received with total accuracy.

Such reliable transmission takes time, but may be worth it. If one is downloading an E-mail letter from Aunt Tillie in Minneapolis, this kind of accuracy is unnecessary. But one needs total accuracy if important data are downloaded, or if a machine language program is being transmitted. Of course, the computers at both ends of the transmission must be using the same protocol, but this more accurate method is now widely used on both mainframe and microcomputers.

## 128K THE EASY WAY AS SEEN IN DECEMBER '84 RAINBOW

Fully compatible with Models  
'D', 'E', 'F', & CoCo II (USA)  
FULLY POPULATED LOGIC BOARD

**\$39.95**

with instructions

Logic Board with 64K Socketed Ram

**\$109.00**

64K socketed memory required

PLEASE SPECIFY BOARD WHEN ORDERING.

### SPECIAL

10 SS/DD DISKS \$10.00 PER BOX

### 128K SOFTWARE

FHL XEX	99.95
STAR DOS 128K	59.95
PRO COLOR FILE	59.95
128K DRIVE 3	24.95
BASIC MEMORY MGMT.	39.95
128K OS-9 IN MEMORY DRIVE	34.95

DEALER ORDERS WELCOME

SEND FOR FREE CATALOG

## DSL COMPUTER PRODUCTS INC.

P.O. Box 1176, Dearborn, Mi. 48121 Phone: 313-582-8930

Michigan Residents add 4% Sales Tax to Order. Please include \$2.00 for S & H.

VISA



Detroit Metropolitan Area

Visit Us at 4950 Schaefer near Michigan Ave. Dearborn

In Canada you can order these items from

R&R COMPUTER PRODUCTS  
P.O. BOX 7105 SANDWICH  
WINDSOR, ONT. N9C 3Z1  
519-255-9113

### User Convenience Features

I found *CMODEM* menus to be less user friendly than the industry standard today. When a selection is made from a menu, that selection is not displayed. The whole menu scrolls off the screen leaving a new menu and no assurance that the menu selection was accurate. This is especially distressing for those items where the menu selection "toggles" between two values such as full or half duplex.

The program features an "expert mode" in which menus are dispensed with altogether. This is a good feature. Those who use programs daily soon memorize the commands and find menus time consuming and unnecessary. But for the beginner, there is nothing like a menu that assures the right choice has been made.

Another feature missing from *CMODEM* is "keystroke multipliers" (KSMs), also called "macros." With KSMs the program stores character strings that are used frequently — such as user codes or commands — and makes them available with prearranged codes such as <clear>-A. Once a KSM has been established, the user can cause the entire character string to be sent by simply typing the prearranged code. This saves a lot of time and prevents typing errors when one is trying to get on and off a time-sharing mainframe computer as fast as possible.

On the other hand, *CMODEM* does have the ability to save the communication settings in a "profile" that can be called up when the *CMODEM* program is loaded. If the user typically communicates with several different computers which require different Baud rates, duplex, etc., then one profile would be saved for each of these computers with the ideal settings already saved and ready to load. This also saves time and avoids false starts.

*CMODEM* is written in the C language. This is a compiler-based language. This means the author wrote the program using commands that are easily understood by humans (source code), but far from the pure number-based language (machine code) the computer can understand. Then he ran his source code through a compiler (a software program) that translated the commands into machine code.

For \$100, you can buy the C language source code. This would allow you to see how the program works and to modify it. In order to use this you must know the C language and have a C compiler, or you can buy just the machine language program without the source code for \$50 (a pretty good price). With this you cannot modify the program for your own needs, but the machine code version will load on the CoCo under OS-9 without a C compiler.

If you buy the machine language program and you have a disk-based 64K CoCo, OS-9, a modem and a telephone you are ready to communicate, right? No. *CMODEM* is a good program; it has many fine features and the things it lacks may be unimportant to many consumers. But, it has one unforgivable drawback: Tandy evidently goofed when they set up the serial I/O port. Many terminal programs, especially those that operate under OS-9, cannot use the standard CoCo port without a modification of the cable which goes from that port to the modem.

While this is a simple hardware modification, it is an additional item that must be considered when examining *CMODEM*. It is a low blow to get a new piece of software and be ready to load up and go, only to discover that one has to do a hardware modification before the program will run. I strongly suggest that Computer Systems Consultants, Inc. offer a modified cable — perhaps one of those little six-inch ones — as an option for those who buy their program.

For those of us who have run across this problem before and already have a modified cable, we can skip the optional mod. For others, the cable would probably cost a few extra dollars. At least the company needs to tell consumers in its advertisements that a cable modification is necessary to run the software.

### Conclusion

If *CMODEM* included a modified cable, the documentation was a bit more generous and the menus a bit more informative, the program would be greatly improved. As it is, *CMODEM* is a highly advanced and full-featured terminal program that will compete with anything else on the market.

(Computer Systems Consultants, Inc. 1454 Latta Lane, Conyers, GA 30207, OS-9 disk with source code \$100, without source \$50)

### Hint . . .

## Verify Tape Saves

To verify that a file (BASIC, machine language or even a data file) has been saved properly on cassette, rewind the tape to the beginning of the file, type SKIPF and ENTER, and press the Play button. If there are any I/O errors the I/O ERROR message will come up and the tape will stop; you can try another save, since this process has no effect on anything that might be in memory.

# Formaker

the fastest, most complete office package yet!

Totally Menu Driven  
Customize with company information  
Complete "on screen" instructions

#### FORMS

letter  
invoice  
quote  
purchase order  
mail order  
confirm order  
receipt

#### STORES

complete forms  
item list  
subquotes  
letters  
footnotes  
customer info

#### FIGURES

quantity  
list  
net  
discount  
subtotals  
tax  
freight, etc.

#### SEPARATE CONFIGURE PROGRAM

for company info  
printer options  
quote & inv. #  
w/auto sequencing  
auto date

#### PRINTS

form feed  
letterhead  
envelope  
multiple copy  
emphasized

WATCH FOR OUR NEW SOFTWARE

### Challenger Software

42 4th Street


Pennsburg, PA 18073

Or Call (215) 679-8792 (Evenings)

**\$49** 32K disc

send for more information

# Denna



**MEDIEVAL ADVENTURE**

Use Your Weapons and Your Wits! Fight Off The  
Evil That Lurks In The Dark And See If You  
Can Escape From The Multi-Levelled  
Dungeon Of DENNA!

After capturing the Castle of Denna, you and your trusted followers are given to wine and song and celebration. So much celebration that you deplete the overthrown king's ale and must rummage the castle for more. You soon discover a small strongbox covered with strange, indecipherable writings. You bring it back to your comrades where you discover inside a rusted metal staff on which similar writings are recorded. Convinced it is a powerful magic wand, you become the focus of jokes and chiding. One of your friends playfully touches the staff to your shoulder while scoffing at your belief in magic. Their boisterous laughter is quickly replaced with open-mouthed astonishment as you vanish in a blinding flash of light. You find yourself in a dark, damp and stinking dungeon deep within the bowels of the castle. Armed with nothing more than your good sense and survival skills, you must avoid being killed by the many monsters and pitfalls inhabiting these depths. You must **ESCAPE FROM DENNA**.

**DENNA** is a graphic adventure game requiring 32K and Extended Basic. Player picks his character along with strength, agility, physique and alertness. He must maneuver through a multi-tiered dungeon whose play and characteristics are different every game. Player collects items, inventory, checks status and any of 7 other options. Combat with all sorts of monsters. Lots of fun. *Cassette \$25.95 and disk \$28.95. Versions are different.*

**THE POWER OF THE  
TRS-80  
COLOR COMPUTER**



Programs and Programming  
for the TRS-80 Color Computer

**THE POWER OF THE TRS-80 COLOR COMPUTER** by John Sharp and David Bolton is a great guide to programming featuring short, powerful programs including Bar Chart Plotter, Secret Code Maker, Racing Driver, City Bomber, Space Invader, Checksum, Bio-rhythms, Lissajous Figures, True Interest Rate, Database, Screen Crawler and much more. Plus sections on debugging, checksums and program merge. Routines are fully documented in clear, concise terms. *This book is loaded with features for experts and beginners alike. \$14.95.*




## RIVER CROSSING

A Company Commander Game Module From  
**ARK ROYAL GAMES For The TANDY Color Computer**

**RIVER CROSSING** A Company Commander game module. (Player must have C/C to play.) Involves a host of new functions including Situation Map, new terrain features, minefields, spotters, late arrivals, flamethrowers and renovated operation of direct fire, weapon malfunction, artillery, enemy armor operations, terrain modifiers and a more precise victory objective as player takes on Russian, Japanese or German opponent in any of 12 scenarios including Borisov, New Guinea, Guadalcanal, Pont l'Abbe, Kursk (where you command an armored squad of Panther tanks), Peleliu, Remagan, Sicily and others. *\$19.00 tape or disk.*

### OTHER ARK ROYAL GAMES... Some at reduced prices!

<b>Battle of Midway 32K</b>	\$27.95	<b>Waterloo 32K</b> (Mar '84)**	\$22.95
<b>Company Commander 32K</b>	\$29.95	<b>★ Guadalcanal 32K</b>	<del>\$24.95</del>
<b>Battle of the Bulge 32K</b>	\$25.95	<b>Battle for Tunis 32K</b>	\$20.95
<b>Across the Rubicon 32K</b> (Feb '84)	\$24.95	<b>Kamikaze 32K</b> (Apr '83)**	\$19.95

\*\* Denotes Rainbow Review Month.

★ **Special:** Start your war games collection with this for \$10.00.

WRITE FOR FREE CATALOGUE.

**ARK ROYAL GAMES**  
P.O. Box 14806  
Jacksonville, FL 32228  
(904) 786-8603



Prices on all games include shipping. Florida Residents add 5% tax. All games available on disk, add \$3.00. All programs shipped within 24 hours regardless of check or money order. We pay shipping to U.S. and Canada. Others add 10%. Dealer inquiries invited. COD's accepted in U.S.A. No bankcards. All programs require Color ComPuter TM (Tandy Corp.) or TDP System 100 ComPuter TM (RCA).

## BACKUPZERO: Fast Backups For Single Drive Users

If you own a disk drive, you should already know that having a backup of your software is a necessary evil. Making these backups is a very easy and straightforward process, unless you only have one disk drive. With one disk drive, it seems you are swapping disks forever, and should you insert the wrong disk at the wrong time, there's no telling what the final results will be.

**BACKUP ZERO** is a 64K machine language utility program that will make your life a great deal easier if you only have one disk drive. Instead of the usual six disk swaps normally required, this program cuts that in half to only three disk swaps. This may not seem very significant at first, but you will quickly realize just how much time and frustration you will save once you begin using it.

That's really all there is to this program, and although it does not come with any documentation, if you know how to use the Disk BASIC BACKUP command, you already know how to properly operate it. There is, however, one additional feature of the program, namely the cost.

It is being distributed by the author using what I like to call the "Freeware" system. This means there is no charge for a copy of the program (i.e., it is free!), but the author does request that you make a contribution should you decide you like the program. In other words, it costs only what you feel it is worth.

In these days of high priced, and sometimes overpriced software, it is refreshing to review a product such as this. In order for this type of software distribution scheme to thrive, you must be honest with yourself and send a contribution to the author. Without any contributions, there is very little likelihood that any additional software of this type will become available to us.

For those of you who would like a copy of **BACKUP ZERO**, you can download it from Grand Central Terminal BBS in New York City by dialing 212-682-0681.

(Free CoCo Software, Box 2321, Westover, WV 26502, 64K Disk)

— Gerry Schechter

## Que Bit — Quality Game At A Fraction Of Normal Cost

If you guessed from the title this is another "Q-Bert" type game, you guessed right. There have been several Q-Bert games reviewed in *THE RAINBOW*, including entries from well-known CoCo software vendors. This version of the Q-Bert game comes from Mike Ro Products and deserves your consideration. Not only are the graphics and playability of *Que Bit* excellent compared to the rest of the Q-Bert software on the market, but the price is exceptionally low for this kind of quality.

It had been at least a couple months since any of my kids (ages 6, 8 and 11) had played either of the Q-Bert games we have in our library when we received this version for review. Needless to say, the kids were ecstatic for the chance to play a new one! I have not received any negative comments from them about *Que Bit*. The most frequent remarks around the house are that 1) *Que Bit* seems easier to play with its fast response and good directional control of the lead character, QB, on our standard Radio Shack joysticks, 2) QB "looked" more like Q-Bert than the other two versions we have, and 3) the pyramid shape was more authentic.

*Que Bit* comes with a one-page explanation of the game, loading instructions and playing instructions. Simply LOAD "QB" and EXEC, then push the Reset button until QB in the upper left corner is reddish-orange. Press the firebutton and the action begins!

*Que Bit* has a "practice" mode which can be accessed by pushing the 'P' key on the keyboard instead of the firebutton on the joystick to start the game. In the practice mode there is no limit to the number of turns (men) you can have, and you can play indefinitely or until you get tired.

In the normal game mode you have four men and you gain one additional man for each level to which you advance. There are four "rounds" to each level and, unfortunately, I can't tell you how many levels there are in the normal game mode. The documentation makes mention of the third and "later" levels, so I must assume there are a few more after three. My kids and I have only managed to get to the fourth round in the third level. I do know, however, that in the practice mode there are only three levels and you keep repeating the four rounds

### CCAD-B SYSTEM      TEACH YOUR COCO 1 or 2 COMPUTER 'ANALOG'

The CCAD-B system is:  
 \*13 Bit Analog/Digital Converter \*  
 16 Input Channels for Analog Sensor signals \* 3 TTL Compatible Latched Outputs for OUT of RANGE Indicators  
 \* Operates with CoCo 1 or 2, Disk or Tape \* On-Board User Amplifiers for Scaling of Sensor Inputs \*  
 Operating Addresses Switch  
 Selectable for Multiple Units \*  
 On-Board HIGH PRECISION Reference for Stability and Accuracy \*  
 Optional MENU DRIVEN BASIC/MACHINE CODE Operating System for CCAD-B  
 ORDER: CCAD-BH      \$169.00  
           CCSOFT-DISK    \$29.50  
           CCSOFT-TAPE    \$27.50

Allow your Computer to understand the World of Analog signals. The integration of your computer and a Technical Hardware Analog to Digital Converter creates a Sophisticated Data Acquisition System whose Performance is Equal to systems costing Thousands more.  
 \* Easily Installed, Simply Plug In to Cartridge Port \* Use of Optional Operating System (CCSOFT) requires no Software Knowledge  
 \* General Applications Include: \* Energy Management \* Temperature \* Pressure \* Light \* Current \* Colorimetry \* Process Control

TECHNICAL HARDWARE INC., PO BOX 3609  
 FULLERTON, CALIF. 92634

### AD-B SYSTEM

\* 8 Bit Analog/Digital Converter \*  
 8 Input Channels for Analog Sensor signals \* Operates with CoCo 1 or 2, Disk or Tape \* Interface contained in Plastic Case for Convenience \* Sensor Interface via PC Mount Terminal Strip \*  
 Operating Addresses Switch  
 Selectable for Multiple Units \*  
 Optional MENU DRIVEN BASIC/MACHINE CODE Operating System for AD-B  
 ORDER: AD-BH      \$69.95  
           ADSOF-T-DISK (AD-BD) \$ 9.95  
           ADSOF-T-TAPE (AD-BT) \$ 7.95

Thinc — W —

within the third level once you get that high. With each round and each level it gets progressively harder to survive.

Just in case you're not familiar with Q-Bert type games, the object of the game is to jump onto three-dimensional blocks which form a pyramid, and change all 28 blocks to the "target color" of the block shown in the top left screen. That sounds easy, but additional obstacles have to be avoided.

The first and second levels appear to be reasonably attainable by kids and adults with little arcade-game playing ability. However, the third and later levels are quite challenging and difficult. During the first level you need to jump only once onto a block to change it to the correct color. The second level requires two jumps on each block, with the first jump changing the block to an intermediate color. You must jump onto the blocks three times for the third and later levels.

While you are maneuvering to change the blocks' color, each level of play has an increasing number of events happening to undo what you've done or to destroy you altogether. Deadly balls fall onto the pyramid and bounce to the bottom; they should be avoided or you lose your man. One of the balls contains a snake which "hatches" when it reaches the bottom and comes after your man. There are rotating disks along side the pyramid which can be used to escape the snake and other deadly balls. The disk will carry you to the top block of the pyramid after you jump onto it, and if the snake was right on your tail at the time you jumped for the disk, the snake will fall to its death.

In addition to all this activity, there are two bluish characters, Slick and Sam, that mischievously change the color of your blocks as they hop down from the top of the pyramid. Slick and Sam are not deadly, though, and can be destroyed by jumping onto them.

*Que Bit* is available on cassette or disk. My review copy was on disk and I should mention here that *Que Bit* will run fine on JDOS. Initially, the program appeared to crash or hang up somewhere when first EXECUTED from JDOS, but after pushing the Reset button *Que Bit* seemed to run the same as on Disk BASIC.

There are two possible improvements to the program which my kids and I thought would be nice — a pause feature and a scoreboard. Both a pause and scoreboard are usually incorporated into most of the CoCo arcade games. It's hard to tear yourself away from a game that's going good when someone in the family needs your attention elsewhere and there's no pause feature! The scoreboard would preferably be capable of saving top scores to tape or disk and loading those top scores when the game was loaded.

The quality of this program is comparable to the better arcade games on the market. I thought joystick response was excellent in speed and directional control of the QB men, and the graphics are superior. Don't be fooled by the price! If you're looking for quality games or are interested in a Q-Bert type game, I sincerely believe you won't be disappointed with *Que Bit*. It's a quality arcade game at a fraction of the normal cost.

(Mike Ro Products, P.O. Box 1317, Lavergne, TN 37086, tape or disk \$7.50)

— Kenneth D. Peters

## THE COLORSOFT® BUSINESS SYSTEM

QUALITY BUSINESS SOFTWARE FOR THE  
COLOR COMPUTER SINCE 1982

SAMPLE TRANSACTIONS INCLUDED

USER FRIENDLY AND MENU DRIVEN

**SMALL BUSINESS ACCOUNTING** This sales-based accounting package is designed for the non-accounting oriented businessman. It also contains the flexibility for the accounting oriented user to set up a double entry journal with an almost unlimited chart of accounts. Includes Sales Entry, transaction driven Accounts Receivable and Accounts Payable, Journal Entry, Payroll Disbursement, and Record Maintenance programs. System outputs include Balance Sheet, Income Statement, Customer and Vendor Status Reports, Accounts Receivable and Payable Aging Reports, Check Register, Sales Reports, Account Status Lists, and a Journal Posting List. .... \$59.95

**ACCOUNTS RECEIVABLE** Includes detailed audit trails and history reports for each customer, prepares invoices and monthly statements, mailing labels, aging lists, and an alphabetized customer listing. The user can define net terms for commercial accounts or finance charges for revolving accounts. This package functions as a standalone A/R system or integrates with the Small Business Accounting package. .... \$49.95

**PAYROLL** Designed for maintaining personnel and payroll data for up to 200 hourly and salaried employees with 8 deductions each. Calculates payroll and tax amounts, prints checks and maintains year-to-date totals which can be automatically transferred to the SBA package. Computes each pay period's totals for straight time, overtime and bonus pay and determines taxes to be withheld. Additional outputs include mailing list, listing of employees, year-to-date federal and/or state tax listing, and a listing of current misc. deductions. Suited for use in all states except Oklahoma and Delaware. .... \$49.95

All programs require a printer and a minimum of 32K and 1 disk drive but will take advantage of 64K and 2 drives. Each package features a hi-res 51 x 24 black on green screen.

INCLUDE \$5.00 Shipping/Handling Per Order.



BRANTEX, INC.

P. O. Box 1708  
Greenville, Texas 75401

TELEPHONE ORDERS

(214) 454-3674

COD/VISA/MASTERCARD

## Uncle Bert Is An Excellent Teacher In CoCo Logo for the TRS-80 Color Computer

"Well, they goofed this time," I thought when I opened the package that had just arrived in the mail. It was a book called *CoCo Logo for the TRS-80 Color Computer* and I don't happen to have LOGO for my CoCo. I was ready to ship the package back for someone else to review when the thought occurred to me — what better way to review a book that is trying to teach something than to use that book to teach myself? I headed up to my local Radio Shack Computer Center and acquired a copy of LOGO for the CoCo (ROM pack version). Let me state that one month is not enough time to become a LOGO expert, but the time spent has been interesting and worthwhile.

First, I was truly surprised to learn all the power the language has — we usually think of LOGO as a kids' language that lets them write "programs" to draw cute pictures using a concept called "Turtle Graphics." In Turtle Graphics, the cursor is referred to as a turtle and shapes can be drawn by giving the turtle instructions such as "forward," "right turn," etc. By stringing together these instructions into procedures, we can program pictures, shapes and designs. Color LOGO does these things and is easy enough to use that my 6-year-old daughter uses some of its basic features on her own.

It also supports some high level programming techniques and instructions such as WHILE, MAKE (allows changing values of variables during program execution) and

### One-Liner Contest Winner . . .

*Crashing Rocket* draws a planet and stars on the Hi-Res screen in PMODE 4; a rocket then moves down the screen, hits the planet and explodes.

#### The listing:

```
1 E$="C1NM140,140NM150,156NM146,
150":PMODE4:PCLS:SCREEN1,1:R$="B
R3D4NL3F3":FORI=1TO100:CIRCLE(25
5,191),I:NEXT:FORI=1TO150:PSET(R
ND(255),RND(191)):NEXT:FORI=0TO1
53:L$="BM"+STR$(I)+", "+STR$(Y):Y
=Y+1:DRAW"C1"+L$+R$:DRAW"C0"+L$+
R$:NEXT:DRAWE$:SOUND10,10
```

Chris Babcock  
Cary, NC

(For this winning one-liner contest entry, the author has been sent copies of both *The Rainbow Book Of Simulations* and its companion *Rainbow Simulations Tape*.)

recursion. LOGO subroutines can be saved on tape and disk (disk version only).

But, this is not a review of Color LOGO so let us proceed to the book. Regular readers of *THE RAINBOW* should recognize the names of the book's co-authors: Dale Peterson, Don Inman and Ramon Zamora. Further, the concepts of this book should seem familiar — about a year ago *RAINBOW* readers were treated to a series on LOGO called "Greetings from Uncle Bert." In this book, each chapter is a letter from Uncle Bert (W. Bert Woofensburger) to his niece, Molly. In each "letter," Uncle Bert talks about some of the latest happenings on his farm and then tells Molly of his latest activities with LOGO on his CoCo in a delightful, down-home style.

What makes this book different from most books that try to teach a programming language is that it doesn't seem to be teaching at all. Uncle Bert is just telling Molly about some of the things he tried and encouraging her to try it on her own CoCo. He also tells her about things he tried that didn't work and then, in his own way, ponders and tries things to find out why it wouldn't work and what had to be done to make it achieve the desired result.

One example is when Uncle Bert tries to draw a circle by telling the turtle to move ahead one unit, then turn one degree and repeat this 360 times. Logically, this would seem to make a circle; instead, the result is a hexagon. Uncle Bert then works his way through a series of simple experiments in which he finally determines how to draw an apparent circle (really a multisided figure with so many sides it looks round) and figures out why the 360 repetitions of forward 1, right 1 resulted in a hexagon.

Each "letter" or chapter is liberally sprinkled with interesting examples and the book is best used by sitting down at your CoCo and trying the examples while you read the material. It also includes some challenges for the reader: "Here's the way I did this, Molly, but it seems there should be a better way — can you figure one out?" In 14 interesting chapters, Uncle Bert gives the reader a very thorough understanding of Color LOGO.

Now for some of the technical details. At the end of each chapter there is a brief summary of the features of LOGO that were taught in the chapter. Four appendices cover setting up, saving on tape or disk, using the printer and a summary of Color LOGO.

I keyed a few paragraphs from the book into a text analysis program running on a large mainframe at the college where I teach. The results of the analysis gave a "Fog index" of 8.9, indicating a 13- to 14-year-old reading level. This appears to be about the level Uncle Bert is addressing in his letters, so the text is consistent with the targeted audience.

To summarize, I think the authors have compiled an excellent text for learning LOGO painlessly — better than that, they have made it interesting and fun! Color LOGO is an interesting and surprisingly powerful language, and learning it develops not only programming skills, but general problem solving techniques and some good concepts of geometry. I hope to hear from Uncle Bert again soon.

(Dale Peterson, Don Inman, Ramon Zamora, Wiley Press,  
New York, NY, \$12.95)

— James G. Kriz



## The 'Beep' Is On With *KLICKER*

Have you ever wished *Telewriter-64* had a "beep" function so you could hear if/when you actually hit a key? Wouldn't it be nice to add this as an auto-executing feature to your own programs, even those you plan to market? With TEPCO's *KLICKER*, you can have both!

*KLICKER* is a machine language program for the 64K CoCo, CoCo 2 or TDP-100 that generates a beep or click through the TV's speaker whenever a keyboard key is depressed, except for SHIFT and SHIFT-0. The program is a short six-line BASIC listing, included in a well-written, eight-page documentation sheet and must be typed in (which should only take a few minutes). A 64K CoCo is required, since ROM must first be moved to RAM. The documentation states that *KLICKER* will work with all versions of BASIC. Disk BASIC 1.0, Extended BASIC 1.0 and Color BASIC 1.1 are being used on my system; they work fine with the program.

The BASIC *KLICKER* program can be added to other BASIC programs, so when they are run the click function will be activated. Technical details of how the program works and its source code are provided with the documentation. According to the author, with this information *KLICKER* can be incorporated into programs written in other languages such as PASCAL and assembly, or even other operating systems. However, programs which

use the upper 32K of RAM for their own purposes or which use a subroutine other than POLCAT to interrogate the keyboard will not work with the BASIC *KLICKER* program.

TEPCO gives the buyer of *KLICKER* permission to include it as a minor part of any program he or she has created to be sold, provided the copy of the program contains the credit "*KLICKER* Copyright 1985 by Laurence A. Tepolt." (Under all other conditions, reproduction or use without the express written permission from TEPCO is prohibited.) This is a pretty good deal for those software writers who wish to add a click function to their programs but don't know machine language.

Having a click accompany every keystroke increases the confidence of the person who is typing. I type around 70 words per minute, and will normally lose some characters while using word processors. This usually happens when two keys are hit at the same time. *KLICKER* can be added to the 'U' program of *Telewriter-64* to provide the click function. With this added, I can hear when I miss a key and correct the mistake immediately. Hearing when or if a key is hit will reduce the amount of errors typists make and probably increase their typing speed.

*KLICKER* is well worth the price if you want *Telewriter-64* or your own programs to beep. There have been programs in the CoCo magazines which provide a keyboard click function, but permission to use these routines in your own marketable software is not given.

(TEPCO, 30 Water Street, Portsmouth, RI 02871, \$6)

— Darren Nye

**cosmos**<sup>®</sup>  
COMPUTER SERVICES, INC.  
620 Stuart St., Green Bay, WI 54301  
(414) 432-4635

Authorized Star Micronics Service Center \* Call for return authorization number.

## THE WAITING IS OVER!

THE SUPER COSMOS CONNECTION  
SERIAL TO PARALLEL CONVERTER WITH BUFFER!

YOU JUST CAN'T BUY A BETTER  
SERIAL/PARALLEL CONVERTER!  
ORDER YOURS TODAY

- 8K SUPER COSMOS CONNECTION  
— ONLY \$129.95 —

8K RAM CHIP SOLD SEPARATELY - \$15.95 each  
3 FOR \$42.95

16K VERSION - \$144.95

24K VERSION - \$154.95

32K VERSION - \$169.95

TEST RESULTS: (19,056 BYTE PROGRAM  
LISTING AT 9600 BAUD.)

32K SUPER COS-CON

36.8 Seconds

OTHER INTERFACE

4 min. 59.8 sec.

8K SUPER COSMOS CONNECTION  
AND STAR SG-10 PRINTER  
\$379.00 Package S&H Included!

- SERIAL TO PARALLEL CONVERSION
- 110 TO 19,200 BAUD, 7 OR 8 BIT
- 8K BYTES STANDARD BUFFER  
(USER EXPANDABLE TO 32K IN 8K STEPS)
- COPY/CLEAR, LED PUSH BUTTON (MULTIPLE COPIES)
- MODEM SWITCH AND ALL CABLES
- COMPLETE WITH POWER PAK AND SIMPLE INSTRUCTIONS
- WORKS WITH ANY PARALLEL PRINTER OR YOUR MONEY BACK
- HIGHEST QUALITY CONSTRUCTION, TWO-YEAR WARRANTY

IF YOU'D RATHER BE USING YOUR COMPUTER THAN WAITING  
FOR YOUR PRINTER . . . . THE WAIT IS OVER.



NO SURCHARGE FOR  
CREDIT CARDS

SG-10 Package with Regular CosCon  
Still Available Now at \$289.00  
Shipping Included!

APPLE IIC VERSION AVAILABLE  
Dealer Inquiries on Company Letterhead invited.

## Time Keeps Ticking Away With Suspense In *Bomb Scare*

*Bomb Scare* is a text Adventure game from Pal Creations that will keep you on guard at all times! The scenario is as follows: You are the poor sucker who risks your life disarming bombs. At the beginning of the game, a terrorist group has just planted eight bombs throughout the city. Your goal is to disarm all eight bombs with only the tools in your bomb van, items you pick up along the way and your wits. Beware, these bombs are very dangerous and very elaborate. They are quite tricky sometimes, and if one blows up in your hands you are doomed to certain death. The bombs range from acid bombs to fire bombs to grenades, and there is one "super bomb" that happens to be a nuclear bomb.

As if the disarmament weren't hard enough, there is also a time limit on the bombs. If you aren't quick enough to disarm all of the bombs, well, it's just kiss-the-ol'-city-hall-goodbye time. Other than the setting and the goal, this game is much like any other Adventure game with nearly the same vocabulary and the standard two-word commands.

If you like Adventure games, I'm sure you will get a kick out of this one unless you are an English teacher. If so, you will certainly be annoyed by the continual use of the word "dearm" used throughout the program. This surprises me because in the documentation the correct word "disarm" is used. Just a minor oversight I suppose. Hmmm, now how do you "dearm" the grenade bomb?

(Pal Creations, 10456 Amantha Ave., San Diego, CA 92126, cassette 14.95)

— Jim Sewell

## Feuer and Gasse — Armchair Sport With Historical Challenge

*Feuer and Gasse* is a war game built around the American Second Division's operations in Belleau Wood and Chateau Thierry during World War I. The game includes many of the tactical problems faced by American troops trying to maneuver and advance in a war that had been marked thus far by stalemate and static trenches.

The concepts needed are set up in a most enjoyable short instruction book which clearly warns the customer that he will get beaten to a pulp if he begins the war without careful study of the problem. It also warns that the game is so absorbing a game-save feature (for bouts lasting over six hours) had to be built in.

At this point, reeling with confidence, I rushed into the fray at only 8 p.m. Since I am a "one-man, military-industrial complex" (that is, a defense industry engineer with a Reserve Commission), I am clearly competent for command! About 4 a.m., proud of having fought von Ludendorff to a draw, I invoked the game-save feature. In the weeks since, I've never beaten my own first try score and I've had to game-save repeatedly. I have extra respect now for the Second Division.

My DOS quit over the same problems and with the same symptoms I had encountered with a previous Picosoft game review. (Some ROM versions — mine in particular — need unpacking of deleted spaces in the game-save I/O area to run properly on disk; tape versions perform correctly the first time. Picosoft supplies both tape and disk versions in each shipment.) As before, the author provided outstanding support by phone, and I was up and running fine that weekend on both tape and disk versions.

The program is shoehorned a bit tight even for a 32K CoCo, but I did get my disk version to run with only a PCLEAR1 even though the manual claims PCLEAR0 is mandatory. That was fortunate because my ROM will not



## FOUR STAR SOFTWARE

### GALACTIC FIGHTER

A fast-paced arcade game with great graphics and sound. CoCo at its best!

Save earth by fighting your way to Dracoz, the home world of the invaders. Fly earth's secret weapon, The Galactic Fighter. Overcome alien ships, missiles and meteor showers. Try and survive the deadly laser trench.

32K, one joystick required.

CASS. \$19.95 (U.S.)  
DISK \$24.95 (U.S.)

\$24.95 (CDN.)  
\$29.95 (CDN.)

Write for free catalogue  
Dealer enquiries welcome  
Overseas orders add 10%

### COCO PAINT

A very advanced, easy-to-use graphics development system for a 64K, single-drive CoCoII.

- Supports: keyboard, single joystick, mouse or X-pad
- Mix graphics and text, using built-in or user-definable characters and textures
- Create stamps: rotate, mirror, shrink, expand or invert
- Screen dump to most common printers
- 300 — 1200 baud modem communications capabilities
- Plus many more excellent features

DISK \$39.95 (U.S.)

\$49.95 (CDN.)

### BUGS II

An adventure game with all the excitement of arcade action

Earth is infested with intelligent killer bugs. Find your way through the maze and destroy their reactor. However, you must fight the bugs all the way!

New and improved version of the game that won the Color Computer Magazine® programming contest. 64K required.

CASS. \$19.95 (U.S.)  
DISK \$26.95 (U.S.)

\$24.95 (CDN.)  
\$32.95 (CDN.)

Cheque or Money Order

Add \$2.50 shipping  
Ont. Residents add 7% tax

P.O. BOX 730  
STREETSVILLE, ONTARIO  
CANADA  
L5M 2C2

do a PCLEAR0 using the PDKEs normally given for a CoCo.

This game uses seemingly crude semi-graphics for the tactical map on which you play; this crudity masks subtleties, much as the simplicity of a chess board does. (Besides, how good were the maps and intelligence provided to regimental commanders in that region in June 1918?)

Another disparaging comment about the game is that the music can drive the player nuts, although it is almost recognizable as silent movie chase scene music — a very cute touch. One can suppress it, but then the time required by the program for internal housekeeping and garbage collection gets truly boring. I left the music as is.

In *Feuer and Gasse*, the procedure of space occupation has become very sophisticated. On a number of occasions, I was pounding some under-strength German company with three or four oversized U.S. regiments when suddenly from under the bushes of Belleau Wood would spring an entire German regiment which was invisibly hidden. Such a surprise reversal is most disconcerting! I learned to watch carefully when aircraft of either side was passing over; if the plane strafed empty woods, I assumed that is where the German reserve was hidden.

I finally got intrigued enough to examine the logic in the coding for this. As mentioned in Ed Hetzler's instructions, the "stacking" of units and/or rough terrain produces "phantom" units which the machine logic normally ignores. Because the machine logic works from a proper table of units actually present, it can sort out and ignore "phantoms." However, the player sees only the semi-graphics on the screen and can be fooled by "stacked" units.

My belief is that since planes flying over "see" the video screen by PEEKing video screen locations, they likewise can be fooled by some "phantoms." In any event, the combination of "phantoms," planes strafing empty woods, and some German units camouflaged in the woods or beneath other units, combine to provide the uncertainty factor in ground combat tactical intelligence which is actually present.

There is another item in the *Feuer and Gasse* logic that bothers me a bit. It may just be a statistical oddity, but I do not understand why about 90 percent of the time if one of the American units surrenders to a smaller German unit, it's a Marine battalion that does the surrendering. Not being a Leatherneck, I do not take offense, but I do detect some devilish humor (or a "bug") in the program.

In conclusion, you do not have to be a blood-thirsty savage to enjoy war-gaming — even chess is a form of this arm-chair sport. If the intellectual challenge of war-gaming interests you, and if the latent historian in you enjoys irreverent summations of battles like Chateau Thierry, an evening with a Picosoft game like *Feuer and Gasse* will be most rewarding. And, I guarantee it will keep you out of the refrigerator; there are no commercials to squeeze a snack into, and if you leave the board in mid-move, that von Ludendorff will sneak an extra regiment into Belleau Wood!

(Picosoft Games, P.O. Box 35, Eighty Four, PA 15330, 32K tape and disk versions supplied on cassette, \$24.95)

— H. Larry Elman



FOR THE COLOR COMPUTER FROM

triad pictures corp.

P.O. Box 1299 Sequim, WA 98382

# WAR of the WORLDS

A 100% JOYSTICK-DRIVEN ILLUSTRATED ADVENTURE!  
NO MORE "HUNT-AND-GUESS" ON THE KEYBOARD!  
HUNDREDS OF CHALLENGING SITUATIONS!



The aliens are closing in. Several men are trying to steal your plane. As you're knocked to the ground, the priest takes on the loaders singlehandedly. He decks two of them. The others are about to jump him.  
Press TIRE button for options.

The highly detailed black & white illustrations put even the best color adventure graphics to shame... the first of a whole new kind of point-and-click adventure... the wave of the future!

WAR of the WORLDS Chapter One — The Landing  
SPECIAL INTRODUCTORY OFFER — \$16.95

SOLD SEPARATELY for \$18.95 each:  
WAR of the WORLDS Chapter Two — The Quest  
WAR of the WORLDS Chapter Three — The Last Hope  
SPECIAL PACKAGE PRICE — All 3 Chapters for \$39.95

SUPPLIED ON CASSETTE  
REQUIRES 64K AND ONE RADIO SHACK-TYPE JOYSTICK

\*\*\*\*\*  
Please send me order form

\_\_\_\_\_ \$  
\_\_\_\_\_ \$

Bill me Add \$3 shipping and handling... \$3  
 Payment enclosed TOTAL \$ \_\_\_\_\_

name \_\_\_\_\_  
address \_\_\_\_\_  
city \_\_\_\_\_ state \_\_\_\_\_ zip \_\_\_\_\_  
**TRIAD PICTURES**  
P.O. Box 1299  
Sequim, WA 98382  
(206) 683-6459

CALL OR WRITE FOR CATALOG  
IN AUSTRALIA

ORDER TRIAD PICTURES SOFTWARE FROM  
SOFTWARE SPECTRUM, P.O. BOX 210  
ADELAIDE, SOUTH AUSTRALIA, 5001  
(08) 211 8783 OR 51 4868

## Junior Typer Is A Good Teacher For Beginning Typists

*Junior Typer* uses colorful graphics to teach elementary students very basic touch typing skills. The *Junior Typer* package is divided into two programs, *Junior Typer I* and *Junior Typer II*; each program is stored on a separate disk. Students are introduced to the location and correct finger positions for two- and four-letter combinations such as: fj, de, fgju and swjm. *Junior Typer II* teaches the number row and special shifted characters such as: d3, j', f% and s". Capitalization using the shift key is not taught.

The *Junior Typer II* disk also contains student tests and a teacher management system. Student tests are divided into two areas, easy and hard. When the easy section is selected, students type in three to six word phrases. During hard section testing, students type in five to 10 word phrases. All phrases are randomly selected.

During tests students work against the clock. Time is represented by a shrinking line at the bottom of the screen. The amount of time allotted is determined by the length of the phrase. Each test contains 10 phrases which each count for 10 percent of the total score. Scores from the tests are recorded in a management system on the *Junior Typer II* disk. Student names, test scores and difficulty levels are recorded by the management system. Student

records can be accessed by the teacher to check student progress and for grading.

During typing drills two graphics hands are displayed on the screen. The keys featured in the drill appear on the proper finger or at the appropriate location near the finger. The lettering on the hands display is in uppercase to match the computer keyboard. In addition, the featured keys are located, in lowercase, between the graphics hands.

A line appears under the lowercase letter to be typed. When a letter is typed correctly the line moves to the next letter. Each two- or four-letter combination is typed 10 times. Each time the student types a letter combination correctly, a portion of the graphics reward is added to the display. When the student finishes typing the drill 10 times, the graphics reward is complete. In most cases, the graphics rewards contain some animation. I found the graphics rewards to be of good quality. I especially liked the graphics display buildup used during the drills.

*Junior Typer* comes in a plastic storage case and is accompanied by an operator's manual. The manual is well-written and easy to understand. Two visual aids, a universal keyboard layout and a student progress report, are attached to the manual. The visual aids can be copied and used by teachers or parents.

The manual covers the operating instructions for the three computers that can run *Junior Typer*: CoCo, Model III and Apple. I found no confusion with the multiple operating instructions. As a matter of fact, I was online and using *Junior Typer* in a couple of minutes. It is easy to use and menu driven.

Overall, *Junior Typer* is a good program that will do the advertised job. There are several things that I would like to see in a program of this type: sound or music and tests on the drills. Sound or music is a great reward for young people. Since this program can be networked in a classroom, I understand that sound can be distracting. *Junior Typer* can also be used at home where music or sound effect rewards can be very effective. Testing on the drills would allow teachers or parents to locate problem areas.

I would like to restate that adding sound or testing on the drills are personal additions. Someone else would probably like to add something different to the program. *Junior Typer* works fine without any additions.

According to the advertisement I received, Aquarius People Materials, Inc. does not charge extra for networkable versions of their software. This should be good news to schools. Also, the price of the *Junior Typer* package includes a backup copy.

(Aquarius People Materials, Inc., P.O. Box 128, Indian Rocks Beach, FL 33535, disk \$45 plus \$3 S/H)

— Gabriel Weaver

TRS-80+ MOD I, III, COCO, T199/4a  
TIMEX 1000, OSBORNE, others



### GOLD PLUG - 80

Eliminate disk reboots and data loss due to oxidized contacts at the card edge connectors. **GOLD PLUG 80** solders to the board edge connector. Use your existing cables. (if gold plated)



COCO Disk Module (2)		\$16.95
Ground tab extensions	<b>new</b>	INCL
Disk Drives (all R.S.)	<b>SPECIAL PRICE</b>	\$7.95
Gold Disk Cable 2 Drive		29.95
Four Drive Cable		39.95

USA shipping \$1.45 Can/Mex \$4  
Foreign \$7 Don't wait any longer TEXAS 5% TAX

Available at your favorite dealer or order direct from



E.A.P. CO.  
P.O. BOX 14



KELLER, TEXAS 76248

(817) 498-4242

MC/VISA

+ trademark Tandy Corp

See You At  
**RAINBOWfest Princeton**  
October 11-13

# Protect Your Valuable Magazine Collection With . . .



## DISTINCTIVE AND DURABLE RAINBOW BINDERS

Every single issue of THE RAINBOW is a vital resource that you will refer to again and again for new insights, to explore new areas of interest or simply to refresh your memory. So, you need to keep your copies of THE RAINBOW safe — in high-quality, vinyl binders that provide complete protection.

These distinctive red binders not only ensure that your RAINBOWs stay in mint condition, but they showcase your collection as well. Each binder is clearly embossed with the magazine's name in gold lettering on both the front

and the spine. They're a handsome addition to any decor.

They also make it possible for you to organize your workspace and eliminate the clutter on a permanent basis. You will spend more time on your CoCo and eliminate those frustrating searches for misplaced magazines.

A set of two handsome binders, which hold a full 12 issues of THE RAINBOW is only \$13.50 (please add \$2.50 for shipping and handling).

### Special Discounts On Past Issues With This Offer

To help you complete your collection of THE RAINBOW, we're offering a special discount on past issues with the purchase of one or more sets of binders.

When you place an order for six or more back issues of THE RAINBOW at the same time you order your binders, you are entitled to \$1 off each magazine, which normally sells for the single issue cover price. For an order form, please refer to our "Back Issue Information" page (check

Table of Contents under departmental listings). Also with this offer, copies of the "Official And Compleat Index To THE RAINBOW" (a comprehensive index of Rainbow's first three years, July 1981 through June 1984), usually priced at \$2.50, may be purchased for only \$1 with a set of binders.

Due to heavy demand, we suggest you order the back issues that you want now while supplies last.

.....  
\_\_\_\_\_ **YES.** Please send me \_\_\_\_\_ sets of binder(s) at \$13.50 each (plus \$2.50 per set for shipping and handling. If your order is to be sent via U.S. Mail to a post office box or to another country, please add \$2. Kentucky residents add 5% sales tax).

\_\_\_\_\_ I also want to take advantage of the special savings of \$1 off single issue cover price for back issues with the purchase of a set of binders. (Minimum order of 6 magazines. An order form from a recent issue indicating the back issues you wish to receive should accompany this order.)

\_\_\_\_\_ I want to purchase the comprehensive index to THE RAINBOW (July 1981 through June 1984) at the special price of \$1 (regular price \$2.50) with my purchase of one or more sets of binders.

Name \_\_\_\_\_

Address \_\_\_\_\_

City \_\_\_\_\_ State \_\_\_\_\_ ZIP \_\_\_\_\_

\_\_\_\_\_ My check in the amount of \_\_\_\_\_ is enclosed. (In order to hold down costs, we do not bill.)

Charge to:  VISA  MasterCard  American Express

Account Number \_\_\_\_\_ Expiration Date \_\_\_\_\_

Signature \_\_\_\_\_

Mail to: Falsoft, Inc., The Falsoft Building, Prospect, KY 40059. To order by phone, call: (502) 228-4492

## ROBOT BASIC Has A Use For Every Member In The Family

Do you like to doodle? Are you a frustrated artist? Do you do mechanical drawings? Would you like something to entertain the kiddies?

**ROBOT BASIC** will let you doodle to your heart's content! It will draw pretty pictures with the help of your imagination and a little effort. The engineer or architect can prepare, print and **CSAVE** work. The youngster in your family can entertain himself or herself with this program for hours! It will also teach some of the basic elements of programming.

It was a pleasure to review **ROBOT BASIC** since the program itself operates just as the instructions say it will; the instructions (largely in the form of a tutorial) are detailed and accurate. They can be readily understood by anyone who can read English — step by small step is the way it goes. You may even get a little bored by the details, but you cannot misunderstand them.

If you have a disk system, I suggest you remove the disk controller before you start. The program may be disk compatible, but I had trouble loading the program with the disk controller connected. The **BASIC** portion of the program is contained in 339 tightly packed lines (32K version). Both the 32K and the 16K version leave plenty of RAM for manipulation of drawings.

After entering the program I immediately started doodling. I became so interested in doodling that I had to wait for a second session to try all the other things which you can do with this program. You can get out of the Doodle mode by merely pressing the **ENTER** key.

One can **DOODLE** or **DRAW** in any of CoCo's eight colors and change colors at any place and any time by a simple command. The commands are easily understood and remembered. To set the screen color you merely type **SCREEN** followed by the number of the color you wish. To designate the color for the drawing lines just type **COLOR** (followed by the number of the desired color). The **CLEAR** key will cancel a previous command.

If you wish to draw a line from the position of the robot (its initial position is in the center of the screen) up, down, right or left, just say so! Add the number of spaces you wish to the command. To move up 20 spaces, just type **UP20** and **ENTER**. To move at an angle, specify the degrees (in increments of five degrees) of the angle and the number of spaces you wish the line to cover. If you construct a compass and wish to draw a line north by 10 degrees east, with a length of 20 spaces, type **ANGLE10;20** and press **ENTER**. (Degrees are measured clockwise.)

After you draw your masterpiece, you can color any part of it by placing the robot in the space you want to paint and then specify the color you wish. Example: **PAINT4** will fill the space with red. Also, by typing **SOUND** followed by a number between 1 and 255, the computer will respond.

**ROBOT BASIC** permits you to program your drawings. To go from the Doodle mode to the programming mode, just press the **ENTER** key twice and the first line number (10) for your program appears. Each command is followed by a colon (:). Use a program line for each segment of the picture you wish to draw. When you have finished the program, simply **RUN** it. You can also **CSAVE** it for future use. If you wish to edit a line of your program you may do so in a simple way — just about the same way you edit any program in your CoCo.

When you wish to move the robot to another location on the screen without making a visible line, just type **BLANK** followed by the number of spaces and direction the robot is to be moved. A graphics screen chart is supplied with the program for planning purposes when you start to doodle or prepare a program.

**ROBOT BASIC** is a good program with which you and your family can have fun.

(Triad Pictures Corp., P.O. Box 1299, Sequim, WA 98382, cassette \$18 plus \$2 S/H)

— Charles L. Redman, Jr.

# GRAF PLOT

TRY IT BEFORE YOU BUY IT!!

**FREE!!  
DEMO!!**

TEST DRIVE GRAF PLOT IN YOUR OWN HOME, ABSOLUTELY FREE!! YOU'LL WONDER HOW YOU EVER GOT ALONG WITHOUT IT!!





~~~~~  
CALL NOW FOR YOUR FREE DEMO!  
~~~~~

24 HOUR HOTLINE (415) 547-7557

~~~~~

HERE'S WHAT THE EXPERTS SAY ABOUT GRAF PLOT:

A great package gets even better ... totally impressed ... equally useful in the home and office ... meticulous, hand-holding documentation ... very easy to use" RAINBOW, 6/84 & 7/83 "A high quality product ... slick presentations" Hot CoCo, 8/84

- Easy to Use, Menu-Driven Operation with 37 Page Manual.
- Nine Graphing Symbols and Unlimited Overlay of Data Sets.
- Automatically Scales and Labels All Three of the Axes.
- Calculates Math Functions, Integrals and Moving Averages.
- Works with all CoCo models - requires Extended BASIC.

16K TAPE - \$35.00, 32K TAPE - \$40.00, 32K DISK - \$45.00 (US)

ASK YOUR DEALER FOR GRAF PLOT OR ORDER DIRECT FROM:

HAWKES RESEARCH SERVICES, 809 STANFORD AVE, DAVLAND, CA 94608  
YOUR PERSONAL CHECK IS WELCOME! SHIPMENT WITHIN 48 HOURS!  
\$3.00 SHIPPING ON ALL ORDERS. CA. RESIDENTS ADD SALES TAX.

Hint ...

## Disk or Cassette I/O Errors?

Make sure the disk drive(s) and cassette recorder are not on the left side of the TV set (or if they are, that they're at least six inches or more away). This is because a TV set's flyback transformer, almost always on the left side of the set, puts out a strong magnetic field which can interfere with cassette or disk operation.

## MEMODATA — A Valet For The Busy Person

If you have important dates to remember in the coming months, this program will fill your needs. *MEMODATA* from Compugram is a very well-written, electronic appointment calendar. The instruction manual included with the program is written in an easy, comprehensive style.

This program can be used with either a 16K or 32K Extended BASIC computer with cassette or disk drive. *MEMODATA* automatically adjusts itself for the amount of memory available. A 16K computer has a capacity of 90 records if no disk drive is used (it will hold up to 60 records with a disk drive) and each message can be up to 35 characters in length. A 32K computer will hold up to 250 records and the only limit on the number of characters allowed in each message is determined by Color BASIC's limit on string length (255 characters).

After loading the program and running it, the first input is to enter the current date. The date is used for the scanning process by which previously loaded messages from your data file will be displayed. The program will scan for messages that are coming up five days ahead of the current date entered. If you run the program near the end of the month, the program will scan the messages up to eight days into the next month.

After setting the current date, you will see the main menu. Following is a list of the five options and their functions:

- 1) DISPLAY allows you to scan all messages in memory.
- 2) LOAD allows you to load the data file from cassette or disk.
- 3) MODIFY sends you to the modify submode section of the program.
- 4) STORE allows you to store your data file on cassette or disk.
- 5) END allows you to end the program.

The display portion of the program offers you three prompts (options). If you use the default values (by pressing ENTER after all three prompts) *MEMODATA* scans the messages, then it prints the ones that are due up to five days from the current date or eight days into the next month, provided the current date is near the end of the month.

If you want to search for a specific appointment, you can type a category name (up to eight characters) and *MEMODATA* will scan all records and print only those that match the category. The alternate date option allows the user to enter a date and *MEMODATA* will scan and print all messages that are due up to that date.

When you press #3 on the main menu, you will enter into the modify submode. The five categories of this mode are as follows:

- 1) ADD allows the user to enter new messages into memory.
- 2) DELETE allows the user to set a delete flag.
- 3) UPDATE allows the user to change a message.
- 4) DUMP allows the user to see a listing of all the messages in memory.
- 5) SORT allows the user to sort the messages by date and also to delete all the messages that have a delete flag set.

6) END SUBMODE allows the user to return to the main menu portion of the program.

The ADD option is the most important part of this section. This allows you to add new messages to memory. After pressing #1 from the menu, the program will ask you to enter the due date of the message, then you will be asked to enter the category, up to eight characters. This will help you to identify your records. Suggested categories might be: birthdays, holidays, work, etc. You will then be asked to enter your reminder message.

If you have an I/O problem while loading a data file or accidentally hit the BREAK key during the program, *MEMODATA* has a unique function you can use. All you need to do is type GOTO44 and ENTER, and the program will start again at the main menu screen. There is no loss of any messages you have in memory at the time. (Remember that RUN will restart the program and lose all data.)

Also included with this program is another program called *MFG*. This is a *MEMODATA* form generator and can be used to print reminder forms on your printer. This is a good idea, as you can keep these forms in places where you spend a lot of time, such as your home or office. If you have an important date to remember, just write it down on the *MEMODATA* form and, when you get home, enter it into your data file. I would strongly recommend at least a monthly entry and/or perusal.

I was very impressed with the smooth operation of this program and its ease of use. This program and the accompanying instruction booklet are very user friendly. For those of you with a lot of appointments or important dates to remember, *MEMODATA* could be the most exciting and important piece of software in your collection. Don't forget it — *MEMODATA* it!

(Compugram, Box 26663, Richmond, VA 23261, cassette \$15)

— John H. Appel

### One-Liner Contest Winner . . .

This one-liner asks for your name and then displays it in an unusual way.

#### The listing:

```
10 CLSRND(8):INPUT"NAME";N$:CLS0
:FORW=15TO30:FORV=0TO62:SET(T,W,
2):NEXT:NEXT:FORA=0TO550:FORB=1T
O247:PRINT@A," ":PRINTTAB(B);CHR
$(153);N$;CHR$(153):NEXT:NEXT
```

Paula Vaske  
Beloit, WI

(For this winning one-liner contest entry, the author has been sent copies of both *The Rainbow Book Of Adventures* and its companion *Rainbow Adventures Tape*.)

## SIMON Makes Program Input As Simple As One Keystroke

When the teacher let our third grade class play "Simon Says," I was always the one who forgot to listen for the "Simon says" part. I lost the game a lot then, but Dennis Derringer has fixed it so that does not have to happen. One of the latest offerings from the Dennis Derringer Software emporium is *SIMON*. This particular *SIMON* is the strong, silent type. There is very little talk and a lot of doing.

*SIMON* is not a game at all. It is a very serious program which can be of great use in most CoCo libraries. Simply described, *SIMON* is a program which permits you to make inputs in BASIC programs without laying a hand on the keyboard. The documentation says you can do all of this with just one keystroke; the documentation tells the truth!

*SIMON* came to me with six pages of documentation which were fairly easy to follow. I'll admit to a bit of puzzlement as to why such a program would be written, but then I considered all of the routine inputs I must use in my *Pro-Color-File* database, and I had an idea why Dennis Derringer wrote *SIMON*.

I spoke briefly with Dennis before I put *SIMON* to the test, and he alerted me to the aversion *SIMON* has to machine language in certain programs. I proved all of that to myself when I experimented with my mail merge program. The results were some spectacular color shows on the screen, but little help to run the programs. When I dealt with the strictly BASIC programs within the mail merge, it worked like a charm, however, the computer locked up when the mail merge called up its own bulletin board. According to documentation, that may be a function of my 1.0 disk ROM and could be worked around.

You load *SIMON* in the usual manner and get a colorful billboard which flashes colors and asks you to press a key. When I pressed the key, I got the *SIMON* menu which has a test program at position 'A' and a program to teach *SIMON* at letter 'L'; letter 'M' is to exit *SIMON*. When you push 'A,' *SIMON* whips through the input phases of a name-address program and waits for you to input a telephone number. It is done in a flash!

After walking through the short tutorial and observing what happened, I decided to use *SIMON* on one of my own programs. I have been working on a routine which will figure the sunrise or sunset for a given area. It requires input of some basic information which is the same for your home town every time you use the program. I realize you could have that data as a permanent part of the program, but what if, for example, a friend should call from Santa Ana needing to know the time of the next sunrise? *SIMON* is the answer.

Running under BASIC, my program requires the inputs to determine latitude-longitude variables. When I ran the program under *SIMON*, those inputs were converted into a machine language program which will run my routine until the point where I must input the time variables. It worked like a charm, and made my sunrise-sunset program much more useful.

The documentation tells you how to modify the *SIMON* menu and to install the commands you need to run from the menu. Besides letting *SIMON* watch you run your program, you can choose to use direct input and predefine a series of keystrokes. You have to really know what move you are going to make, because like the old game, *SIMON* does not forgive.

You may also edit the command file you have prepared to change it at any time. Take a little time here and get familiar with what you are to do. The line oriented editor works just fine, but you have to remember "GIGO": Garbage In, Garbage Out.

I have had *SIMON* up and running for about two weeks on a couple of *Pro-Color-File* databases. It saves a lot of time. One of the great advantages besides the fact that it works is that Dennis Derringer runs a fine software house, and you can depend upon first class advice and help to tailor *SIMON* to your needs.

To give you an idea of the worth of this program — I had no idea when I first saw it what I would do with it; now, it is so comfortable, I don't know what I did before I had it!

(Derringer Software, Inc., P.O. Box 5300, Florence, SC 29502-2300, disk \$24.95 plus \$2 S/H)

— Howard Lee Ball

### TAKE A BYTE

#### Finally! A Nutritional Content Program For The Health Conscious.


##### The Program:

- Calculates ideal weight and calorie requirements based on your personal data.
- Calculates calorie, carbohydrate, fat, protein, vitamin and mineral intake.
- Graphic plotting of your weight and comparison to medical standards.
- Create your own recipes from foods on file and enter recipes into food file for future reference.
- Allows addition of new food items to food file.

Requires 64K CoCo w/Disc Drive

Ages 25-50 Women 4'8" - 5'10"

Men 5'1" - 6'3"

Homesoft 

  ONLY \$24.95 until Aug., then \$29.95

Please send me \_\_\_\_\_ NUTRIGUIDES(S) at \$24.95 each (if mailed by Aug. 1, 1985).

VISA  MC # \_\_\_\_\_

Ex. Date \_\_\_\_\_ Bank # \_\_\_\_\_ (MC)

Name (print) \_\_\_\_\_

Address \_\_\_\_\_

City \_\_\_\_\_ State \_\_\_\_\_ Zip \_\_\_\_\_

Signed \_\_\_\_\_

Mail to Homesoft, P. O. Box 607, Baker, LA 70704-0607

Allow 4 to 6 weeks for delivery.







# BUT... CHECKERBOARDS ARE FOR TABLECLOTHS!

## THE LOWERKIT III FROM GREEN MOUNTAIN MICRO

**S**till cloaking your Color Computer in a checkerboard tablecloth? Since 1981, thousands of Color Computer users have uncovered their computer by discovering the Lowerkit — the first and best full-time lowercase and special symbols generation system for your Color Computer.

Why a Lowerkit? Because uppercase-only display is a relic of the user-unfriendly past. And because you can't really read a checkerboard excuse for lowercase display. Sure, software lowercase comes with a handful of commercial programs. But software lowercase gobbles up over 6,000 bytes of your precious memory. Even if you have 64K, you'll give up 10% of it for a simple lowercase display. And software lowercase vanishes when you change programs or turn off your computer.

Take 15 minutes. Put the Lowerkit in. A Lowerkit is simple, reliable — and it's always there. You flip on your machine, and Lowerkit's bold lettering greets you.

No tapes, disks or cartridges to load first. No compatibility problems; when you don't want it, you switch it off.

And now, the new Lowerkit III includes a reverse screen switch as well. Big, bright green letters on a black background.



Original Color Computer Display



LOWERKIT III Display (reverse video too)

Four years ago, the Lowerkit made history and set the standard in Color Computer lowercase. For example, game and education programs from Sugar Software have Lowerkit display options. Spectrosystems' ADOS supports the Lowerkit; so does Cer-Comp's TextPro. Cartridge Scripsit looks beautiful with a Lowerkit. Spectrum Projects, Cheshire Cat and many others have developed beautiful alternate character sets which you can download from Micronet, burn into an EPROM, and snap into your Lowerkit.

Pull the checkerboard tablecloth off your Color Computer with a **Lowerkit**. The original. The standard.

## New Low Price on the Assembled Lowerkit III!

- Lowerkit III, assembled and tested, \$67.50
  - Lowerkit III, complete kit of parts, \$49.95
  - Lowerkit III, printed circuit board, \$20.00
- Be sure to specify Color Computer or Color Computer 2.*

## ALSO AVAILABLE FROM GREEN MOUNTAIN MICRO

**Color Burner** with/software, \$69.95 / \$56.95 kit

**Micro Language Lab "Learning the 6809"**, \$99 (plus \$3.50 shipping and handling)

**CoCoPort** interface, \$54.95 / \$44.95 kit

**RAM/ROM** pack, \$29.95 / \$19.95 kit

**64K** Color memory upgrade kit, \$49.95 with *NEW* Memory Tester, \$54.95

**Color Quaver**, Software Music Synthesizer, \$14.95

**Multipak Extender Cable** 24'. It works! \$35.00

**TV Buff II**\*, improved to handle virtually all monitors, \$19.95

*(Add \$2.50 shipping and handling)*  
\*Specify Color Computer or CoCo II



## Green Mountain Micro

Bathory Road, Box R  
Roxbury, Vermont 05669  
802 485-6112

Hours: 9am-5pm, Monday-Friday

COD/VISA/MASTERCARD

TRS-80 is a trademark of Tandy Corporation

## ADDLINE Gives Advantages Of Word Processing With EDTASM+

If you are the proud owner of the EDTASM+ ROM Pak from Tandy but are somewhat dissatisfied with the editor provided, then Software Tools may have a new product of interest for you. The tool is a machine language program called ADDLINE that allows you to use a full-screen text editor such as Telewriter-64 or other ASCII cassette format editor to create 6809 source code. Once the code is generated, you can use ADDLINE to add line numbers to it for access by EDTASM+.

The program comes on cassette with two pages of very complete instructions. ADDLINE is written in position-independent code and will run on 4K, 16K, 32K and 64K systems. The program requires a total of 1,760 bytes and Extended BASIC is not required.

To use ADDLINE you must first own a copy of an editor/word processor such as Telewriter-64. In fact, although ADDLINE is designed for ASCII-oriented editors, it will handle Telewriter-64's nonstandard binary format, also.

Once you load your editor from cassette, you may then proceed to code your assembly language program using the more powerful editor contained in your word processor. When finished, you would save your program text to cassette, LOADM"ADDLINE" and EXEC. ADDLINE will read in your source code, append a line number to each line and write it back out to cassette. You may now get into EDTASM+ and reload the file for assembling.

Having done this with no problems, I can honestly say ADDLINE performs exactly as indicated. However, there are a few points to consider. One of the advantages to owning EDTASM+ is that the Editor, Assembler and Debugger are all present in the same package and flipping from one to another is quick and effortless. As you can see in the previous paragraph, using an alternate editor will involve much more cassette I/O and could become tedious.

For instance, if while assembling you find minor errors, it would be silly to go back to your word processor to make a minor change when EDTASM+'s editor would be

much simpler. However, if you don't go back, you will now be committed to using EDTASM+'s editor for the rest of testing and debugging. Although a full-screen editor such as Telewriter-64 is definitely an advantage, on a tape-based system, the additional loading and saving of programs could be a major nuisance. I will admit, however, that I found keying in a long listing from a magazine was definitely easier on my text editor with a 51-by-24 display and full-screen edit capabilities. But, when it came to corrections later, I resorted to my more convenient, but less powerful EDTASM+ editor.

As usual, the decision to buy should be based on your own preferences and if you don't mind the extra I/O, then I definitely recommend ADDLINE as a very complete program at a very reasonable price.

One final note to Software Tools. Many of us with the EDTASM+ ROM Pak have upgraded to disk. Since using disk removes my objections to saving and loading repeatedly, I would humbly suggest that you consider bringing out a version of ADDLINE that would be disk oriented.

(Software Tools, P.O. Box 39532, Cleveland, OH 44139, cassette \$7.35)

— Ken Boyle

Hint . . .

### Get the Most Memory

If you have an Extended BASIC CoCo, four graphics pages are reserved when you switch on your computer. Unfortunately, you can't just do a PCLEAR 0 to free up that space. To accomplish a virtual PCLEAR 0 and thus free up more RAM on a cassette-only system, try this command:

```
POKE 25,6:NEW ENTER
```

On a disk system, to increase the amount of free memory, try this:

```
FILES 1:POKE &H00,0:POKE 25,13:NEW ENTER
```

**TEMPERATURE MONITOR • MECHANICAL POSITION • LIGHT INTENSITY • SOUND LEVEL • DISTANCE • FREQUENCY**

AUTOMATIC TESTING

COLOR COMPUTER

**MEASUREMENT & CONTROL SYSTEMS**

**FOR THE POWERFUL 6809 BASED COLOR COMPUTER - FAST! ACCURATE! FLEXIBLE! AFFORDABLE!**

|                                                                                                                                                                                                                                                                                                                                                                                                                                                                                                                                                                                                                                                                                |                                                                                                                                                                                                                                                                                                                                                                                                                                                                                                                                                                                                     |
|--------------------------------------------------------------------------------------------------------------------------------------------------------------------------------------------------------------------------------------------------------------------------------------------------------------------------------------------------------------------------------------------------------------------------------------------------------------------------------------------------------------------------------------------------------------------------------------------------------------------------------------------------------------------------------|-----------------------------------------------------------------------------------------------------------------------------------------------------------------------------------------------------------------------------------------------------------------------------------------------------------------------------------------------------------------------------------------------------------------------------------------------------------------------------------------------------------------------------------------------------------------------------------------------------|
| <p><b>ATH120</b> Data Acquisition and Control System \$325.00</p> <ul style="list-style-type: none"> <li>• 12-Bit Analog-to-Digital Converter (2Seal) • Six Sample-&amp;-Hold Circuit (Software Controllable Input Switch) • 32 Analog Input Channels with ±5V Range • Compatible with MUX32 • Programmable Gain Amplifier • Two 8-Bit Digital-to-Analog Converters (Compatible with DAC08) • 4-Bit CMOS Compatible Input-Output Port (Compatible with BCC32) • Real Time Clock-Calendar w/Battery Backup • Dual Power Supply with AC Adapter Plug • Programmable Interrupts • Durable Plastic Enclosure • User's Manual • Powerful Control Software (Disk or Tape)</li> </ul> | <p><b>ATH80</b> Data Acquisition and Control System ENHANCED! \$250.00</p> <ul style="list-style-type: none"> <li>• 8-Bit Analog-to-Digital Converter with Speed of 20us • 32-Analog Input Channels with ±5V Range • Compatible with MUX32 • Programmable Gain Amplifier • Two 8-Bit Digital-to-Analog Converters (Compatible with DAC08) • 4-Bit I/O Port (Compatible with BCC32) • Real Time Clock-Calendar w/Battery Backup • Dual Power Supply with AC Adapter Plug • Programmable Interrupts • Durable Plastic Enclosure • User's Manual • Powerful Control Software (Disk or Tape)</li> </ul> |
| <p><b>CT100</b> Digital Control System \$150.00</p> <ul style="list-style-type: none"> <li>• Two 8-Bit Input-Output Ports with Handshake Capability • TTL and CMOS Compatible • Compatible with BCC32 • Real Time Clock-Calendar w/Battery Backup • Powerful Control Software • Programmable Interrupts • (Disk or Tape)</li> </ul>                                                                                                                                                                                                                                                                                                                                            | <p><b>BCC32</b> 32-Bit Digital Expansion Board \$125.00</p> <p><b>MUX32</b> 32-Channel Analog Expansion Board \$115.00</p> <p><b>DAC08</b> 8-Channel Digital-to-Analog Expansion Board \$150.00</p>                                                                                                                                                                                                                                                                                                                                                                                                 |

Requires 16K or 64K Radio Shack Color Computer. Disk Systems Require Multi-Pak Interface.  
 Pay by Money Order, Cashier's Check or C.O.D. U.S. Funds or Equivalent.  
 Personal Checks Allow 3 Weeks to Clear.  
 \*Radio Shack Color Computer and Multi-Pak are Trademarks of Tandy.  
 \*6809 is a Trademark of Motorola.

DEM Prices Available! Write for More Details.

CYBERTRON TECHNOLOGY  
 P.O. BOX 27703-3920  
 HOUSTON, TEXAS 77027  
 (713) 640-9768

**ROBOTICS • CHEMICAL PROCESSING • POLLUTION CONTROL • WAVEFORM RECORDING • AIR PRESSURE**

SECURITY SYSTEMS

## Ease Of Use Makes *Bob's Magic Graphics Machine* A Good Graphics Tool

*Bob's Magic Graphics Machine* (I'll just call it *Magic*) is a menu-driven graphics building program. You can use *Magic* to produce pictures that can be used with machine language programs and edited with other graphics editors. *Magic* can also produce pictures that can be used in BASIC programs.

*Magic* requires 64K of memory, one joystick and Extended Color BASIC. It is available on disk or tape. It comes with an extensive 32-page manual, which is supplied in a 5½ by 8½-inch format. The print is small but readable. The only time I had to use the manual was to familiarize myself with the features of the program. *Magic* is entirely menu driven. This makes it so easy to use that after a few days, you may have trouble remembering where you put the manual.

The first menu you see gives a choice of one of three modes to operate in, doodle, BASIC picture compile or subroutine picture compile. All modes have the same graphics building capability; they only differ in the type of output produced.

The doodle mode produces a binary file which can be used with other graphics editors or with machine language programs. The BASIC picture compile mode will produce a BASIC program of the picture that can be loaded and run like any other BASIC program. The subroutine picture compile mode is used to produce BASIC subroutines of the picture screens. That's right, screens. In this mode you can draw several screens of graphics. The output is a single file with all the subroutines. With this output, the user will have to write the main controlling BASIC program. This gives the user an easy method to develop graphics intensive programs without the hassle of laying out each graphics element and then translating these elements to BASIC statements.

After the mode has been selected, *Magic* will prompt for a filename and several other parameters if you select one of the compile modes. After these parameters are entered, or if you selected the doodle mode, a blank screen with a set of cross hairs will be displayed. You are now ready to start drawing some pretty pictures.

But, what are the commands? Press the 'H' key to take a look at the first help screen. This screen will display a list of single-key commands and their functions. The commands include Circle, Ellipse, Line, Box, Draw, Get, Put, Set and Fill. They will perform the function the name implies. When using Line or Draw, *Magic* uses a rubber band technique for drawing the lines. You position the cursor at a point on the screen and press the joystick button to pin down this end of the line.

Further movement of the joystick will produce a line that can be stretched from and rotated around the pinned point until you are satisfied with its position. You then press the joystick button again to fix the line's position.

The Box, Circle and Ellipse commands work in a similar manner. They allow you to enlarge or shrink the object by movement of the cursor. These three commands will

also let you move the object to another position on the screen with the joystick. This makes it very easy to position objects exactly where you want them.

Two other commands are Get and Put. These commands enable you to pick up a 64 by 64 pixel area of the screen and replicate it at any other position on the screen. The object can be reproduced as is or you can apply several logic conditions (AND, OR, NOT) to the object.

*Magic* also has the capability to put text on the graphics screen. The text is displayed in upper- and lowercase letters and normal or inversed video. After the text is typed in, you can use the joystick to move it where you want it on the screen.

Each of the commands has its own submenu which lists the options for the command. *Magic* also has options for the cursor. You can have solid cross hairs, flashing cross hairs or no cross hairs. The cursor can be changed at any time by pressing the CLEAR key which toggles between the three choices. Pressing the space bar will toggle a magnification window around the cursor. This is very useful when you are trying to precisely line up graphics elements.

*Magic* also uses the arrow keys of the CoCo keyboard for fine positioning of an object. They will move the cursor or object one pixel in any direction. These are active while the joystick is active. You do not need to switch between keys and joystick.

*Magic* is a very good graphics production tool and a must if you plan to do a lot of graphics programming with BASIC. It is both easy and fun to use.

(The Other Guy's Software, 875 South Main, Logan, UT 84321, 64K disk ECB, one joystick required. Disk or tape \$14.95 plus \$2.50 S/H)

— Mike Piotrowski

## Submitting Material To Rainbow

Contributions to THE RAINBOW are welcome from everyone. We like to run a variety of programs which will be useful/helpful/fun for other CoCo owners.

Program submissions must be on tape or disk and it is best to make several saves, at least one of them in ASCII format. We're sorry, but we do not have time to key in programs. All programs should be supported by some editorial commentary explaining how the program works. Generally, we're much more interested in how your submission works and runs than how you developed it. Programs should be learning experiences.

We do pay for submissions, based on a number of criteria. Those wishing remuneration should *so state* when making submissions.

For the benefit of those who wish more detailed information on making submissions, please send a SASE to: Submissions Editor, THE RAINBOW, P.O. Box 385, Prospect, KY 40059. We will send you some more comprehensive guidelines.

Please do not submit programs or articles currently submitted to another publication.

## Be a Space Age Trucker With *Star Trader*

*Star Trader* is a space-based game that is a cross between a stock market game, a shipping line and a shoot-'em-up game. You are the commander of a space freighter who must find cargo, transport it to its destination and, if you wish, destroy pirates.

The goal of the game is to get 1,000 credits. A credit is a monetary unit which can be acquired by shipping cargo. If the cargo arrives in time, you get the agreed upon number of credits, but if you get it to its destination early you will also receive a bonus. The game is also easy to play and has no complicated controls as some do.

The top section of the screen is a pilot's eye view of the universe through which you can see pirate ships, hyperspace jumps and planets. The middle of the screen is the status section displaying relevant information such as fuel and laser levels, credits gained and ship's damage. The bottom of the screen is for your commands, input with the joystick.

All commands are issued by positioning a box with the joystick and pressing the firebutton. These commands include jump, which initiates the hyperspace jump necessary to go from planet to planet; thrust, which moves the ship from orbiting a planet to its starport or surface (if it's a gas giant); battle, which is used to fight off pirate ships; and starport activities.

The last one is only available if you are at a starport and allows such options as buying fuel, laser power, repairing damage or clean the fuel cells. The fuel cells will need to be cleaned only if you get fuel from a gas giant because although the fuel is free on a giant, it is unrefined and may ruin the cells. Other options are SAVE, LOAD or END to save, load or end the game.

Finally, there is a Cargo option available to you when you are in a starport. There are five subcommands to be given from Cargo: Request cargo, Steal cargo (which can be costly if caught), Dump cargo into space (to save your reputation), Sell cargo on the street (which is also illegal and quite costly if caught), or Deliver cargo.

*Star Trader* is shipped on a protected disk with an enlightening explanation of why it is protected in the documentation. An interesting feature of the game is that on each planet you are given a reputation depending on early/late deliveries, whether you shoot pirates without provocation first, and other reasons.

The documentation states that some of the details are left unmentioned to keep the game interesting since "Part of the fun is figuring out a strategy to make 1,000 credits." It also warns that the same strategy may not work the next time through the game. The documentation is on a single sheet of paper folded into a four-page pamphlet. This may sound cheap, but I assure you the game is so well-written documentation is not even needed. Besides, which is more important, fancy documentation or a quality game?

(Computerware, P.O. Box 668, Encinitas, CA 92024, 32K cassette \$24.95, 64K disk \$27.95)

— Jim Sewell

**Canadians**  
Our summer 1985  
Catalog is now ready.  
Send for your FREE copy



Kellynews Vol-2 is now available and contains news, hints, programs and articles from the crew at Kelly Software. We are Canada's largest national distributors of Color Computer products and we stock all of the largest games, utilities, simulations and business programs. We encourage all Canadian Color Computer owners and dealers to send for our free catalog.

**Kelly Software Distributors Ltd.**

P.O. Box 11932  
Edmonton, Alberta  
T5J 3L1 Telephone: (403) 421-8003

*One-Liner Contest Winner . . .*

*Multiline* draws horizontal lines that seem to flow up and down the screen.

**The listing:**

```
Ø LINE(X+A, Y+B) - (X-A, Y+B), PSET:L
INE(X+Q, Y+U) - (X-Q, Y+U), PRESET:Q=
W:W=E:E=R:R=A:U:I:I=O:O=P:P=B:B=
B+(C*7):A=A+(D*7):IFB>95ORB<-9ØT
HENC=-C:GOTOØELSE IFA>12ØORA<-1T
HEN D=-D:GOTOØELSE IFA<>ØORB<>ØT
HENØELSEPMODE4, 1:SCREEN1, 1:PCLS:
C=1:D=1:X=128:Y=92:GOTOØ
```

*Chris Klick  
Laurel, MS*

(For this winning one-liner contest entry, the author has been sent copies of both *The Rainbow Book Of Simulations* and its companion *Rainbow Simulations Tape*.)

## CoCo Paint Is Versatile And Easy To Use

*CoCo Paint* is a group of programs designed to help you create Hi-Res graphics. As an art educator, I am always excited to see a new graphics program on the market. I have used a variety of programs ranging from the extremely simple to the overwhelmingly complex, and most of them have been disappointing for one reason or another — they don't do what you need or they are complex and cumbersome or they are slow. Often, I end up just programming graphics without the use of a "graphics generator." After all, the point of a graphics program is to make the creation of graphics easier, not more confusing or frustrating.

I'm happy to say *CoCo Paint* has managed to obtain a good balance between being versatile and easy to use. It has all the functions I want and more, but most important, it remains easy to use.

Although *CoCo Paint* supports additional equipment, all it requires is any 64K Color Computer and a single disk drive! The optional equipment you can use is a single joystick or mouse, a graphics tablet, additional disk drives, a printer with graphics capabilities and a modem.

The main mode for working with *CoCo Paint* is the Graphics mode. In this mode you have three separate workspace screens on which to work. You use the keyboard to select the various functions: lines, circles, boxes, cursor type (dot or cross hair), zoom, PMODE 3 or 4, colors, color set, paint (colors or textures), copy screen to another workspace, insert characters, create stamps, print graphics, communications and more. You may use the arrow keys or a joystick for cursor movement.

I am very pleased with the keyboard cursor control. It is nice for detail work, but still fast when used with the SHIFT key. The zoom is also particularly nice, enlarging a section of the screen so you can do detail work with ease. Stamps can be made from any portion of the screen and then modified by inverting, rotating by 90 degrees, stretching or shrinking and mirror image. Stamps can also be displayed in four styles: opaque, OR, AND and XOR.

The graphics screens can be saved to disk in either a compressed form that can only be used by the *CoCo Paint* program, or they can be saved in the usual binary form. The ordinary binary screen dump allows you to access your graphics creations from your own programs or to share them with friends who may not have *CoCo Paint*.

*CoCo Paint* supplies a variety of character sets for you to choose from, but you can also make your own. Using a separate utility program, you can create your own set of characters or symbols (or whatever) to use with your graphics. The same is true for the textures available in the paint command. You have a variety to choose from or you can create your own.

The printers supported by *CoCo Paint* are the Epson MX-80, and Radio Shack's DMP series, LPVII, LPVIII and CGP-220. The printout I got with a Radio Shack DMP printer was small but fast. If you have a different printer you are out of luck. You'll have to use your own print program or write a driver in machine language.

The communication mode allows you to transmit or receive graphics screens over a modem. Both computers

must be running *CoCo Paint* and, of course, follow the usual modem procedures.

One more utility included in *CoCo Paint* is the ASCII *Pack A Picture*. This will take any binary screen dump that has been saved to disk and create a BASIC program with the graphics screen stored in it as data statements. This program is in standard ASCII and can be downloaded over a BBS system.

The main *CoCo Paint* program is written in machine language and is on its own copy-protected disk. It's unfortunate that software piracy forces companies to copy protect their disks, but *CoCo Paint* does come with a backup system disk. There is also a utility disk that is not copy protected. This disk contains files used by the main *CoCo Paint* program, utility programs and some sample graphics screens. This disk can be totally or partially copied to suit your own needs.

Of course, nothing is perfect. As with most programs of this sort, it is hard to remember which key selects which command (there are 36 keyed commands in the graphics mode) and how to use some functions. There is a reference card included, but I found it to be poorly organized. The manual is adequate but skimpy. I often had to experiment with the program in order to understand what the manual was talking about.

After all is said, I like *CoCo Paint* a lot. It's fast, easy and doesn't require special equipment or three hands to use.

(Four Star Software, P.O. Box 730, Streetsville, Ontario  
L5M 2C2, disk \$39.95)

— James Ventling

## ADOS ENHANCED, EPROM-ABLE DISK BASIC

Now, you can supercharge Basic with an impressive array of extra features WITHOUT sacrificing compatibility! ADOS is compatible with virtually 100% of commercial software. Customizing utilities are provided to allow user-defined command abbreviations, baud rate, step-rate, tracks per disk (35 or 40), support of double-sided drives, and more. After customizing ADOS, you can have it burned into an EPROM that plugs into the Disk Basic ROM socket, or just use it in RAM as a 64K disk utility. (EPROM + burning will cost about \$20—see provide information concerning how you can have this done.) Features include: repeat and edit of the last direct-mode command • 26 peripheral control key abbreviations • automatic line-numbered prompts • DOS command • lowercase command entry (a fine complement to a Lowcost of PBJ WordPak) • COPY (filename to drive number) • AE error override option • RAM command (BANK) • RUNM command • text echoing to printer • ML monitor • last file search • enhanced directory • error trapping • hexes test utility included (42, 51, or 64 characters per line).

"I COULD NOT FIND ANY SOFTWARE THAT WOULD NOT RUN UNDER ADOS."  
— THE RAINBOW, December 1984

"I LOVE ADOS! ... A GENUINELY FIRST-RATE PRODUCT."  
— Color Micro Journal, February 1985

"I WON'T PART WITH MY ADOS EPROM FOR ANYTHING ... NO COMPATIBILITY PROBLEMS."  
— Hot CoCo, May 1985

Disk \$27.95

## THE PEEPER ML PROGRAM TRACER

Monitor machine-language programs AS THEY ARE RUNNING! Peeper actually timeshares with the target program, giving FULL CONTROL as ML programs run. Switch instantly between watching regular program output and Peeper's trace of registers and stack on screen or printer. Inspect memory in any of 26 display modes. Execution speed can be varied from full speed to the barest crawl, or halted entirely, as programs run. Single-stepping, breakpoints, memory or register exchange. Relocatable, supports 64K disk (16K required). See February '85 review.  
Disk \$23.95 Tape \$21.95 Assembler source listing Add \$10

## FASTAPE THE NEXT BEST THING TO A DISK DRIVE

Fastape allows cassette I/O at 3000 baud—TWICE NORMAL SPEED! It uses the high-speed IPOKE 65495.0 mode, and makes it convenient to stay in this mode throughout. Features automatic adjustment of cassette and printer parameters when speed mode is changed. Control-key functions for many basic commands and for changing speed modes. Compatible with all file types, and can be used with Teletext 64 and many other tape utilities.  
Tape \$21.95 (16K required). See July 85 review.

SPECTROSYSTEMS 

No delay on personal checks

Please add \$2.00 shipping, 30-day — no credit cards or COD's

11111 N. Kendall Drive,  
Suite A108  
Miami, Florida 33176  
(305) 274-3899 Day or  
Even

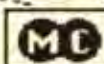
Just for your  
TANDBY  
COLOR  
COMPUTER

ADD \$2.50 SHIPPING

# READ THE REVIEWS



1-416-529-1319



|                              |                                                                                          |                                               |
|------------------------------|------------------------------------------------------------------------------------------|-----------------------------------------------|
| JULY '83-Datamail            | 'Datamail is fast-flexible'                                                              | US 16.95(T)-20.95(D)<br>CDN 19.95(T)-23.95(D) |
| OCT '83-First Sampler        | 'Outstanding-fun to play and educational'                                                | US 13.95(T)-17.95(D)<br>CDN 15.95(T)-19.95(D) |
| APR '84-Newerror             | 'Created & packaged with care - I was impressed'                                         | US 16.95(T)-20.95(D)<br>CDN 19.95(T)-23.95(D) |
| MAY '84-Execcart             | 'Extremely easy to use-you need Execcart'                                                | US 16.95(T) TAPE<br>CDN 19.95(T) ONLY         |
| JUNE '84-Pretty Printer      | 'Works flawlessly-does its work efficiently'                                             | US 13.95(T)-17.95(D)<br>CDN 15.95(T)-19.95(D) |
| JULY '84-Super Edit          | 'I give it full marks'                                                                   | US 16.95(T)-20.95(D)<br>CDN 19.95(T)-23.95(D) |
| NOV '84-Miner                | 'Excellent game for a young child'                                                       | US 13.95(T)-17.95(D)<br>CDN 15.95(T)-19.95(D) |
| DEC '84-In Assembly Language | 'I was very impressed'                                                                   | US 25.95(T)-29.95(D)<br>CDN 29.95(T)-33.95(D) |
| JAN '85-Ramdos               | 'Faster than the blinking of the cursor'                                                 | US 25.95(T)-29.95(D)<br>CDN 29.95(T)-33.95(D) |
| FEB '85-Text Master          | 'The price is right and I highly recommend it.'                                          | US 25.95(T)-29.95(D)<br>CDN 29.95(T)-33.95(D) |
| FEB '85-Graphic Master       | 'Amazing - an absolute gem'                                                              | US 42.95(T)-46.95(D)<br>CDN 49.95(T)-53.95(D) |
| MAR '85-Screen+              | 'I think this is a useful program'                                                       | US 16.95(T)-20.95(D)<br>CDN 19.95(T)-23.95(D) |
| APR '85-Disk Master          | 'A good addition to your utility library.'                                               | DISK US 33.95(D)<br>ONLY CDN 39.95(D)         |
| <b>NEW</b> Print Master      | Dump your COCO, Graphicom and Coco Max screens-ZOOM, INVERT, ROTATE, CONCATENATE images. | US 33.95(T)-37.95(D)<br>CDN 39.95(T)-43.95(D) |

coming soon COMMAND MASTER-BILLBOARD-DATAPOLL

**INTERNATIONAL**

125 SOUTH FIFTH STREET  
LEWISTON, N.Y. 14092

**INTERNATIONAL**

420 FERGUSON AVE. N.,  
HAMILTON, ONT. L8L 4Y9

## Color Tape Manager Helps Coordinate Tape Activities

There is a proliferation of utilities that staggers the mind. There are disk utilities, graphics utilities, tape utilities and so on. It's getting very hard to keep up with the latest ones. By the time one gets reviewed, it seems there is another new one available that's even better and has more features. Well, here's one more that just possibly could make life with CoCo a little easier.

*Color Tape Manager (CTM)* by Roger Smith is billed as a "valuable learning tool and useful utility" for a 16K tape or 32K disk CoCo. The version I received was on tape with an *Auto Run* loader (Sugar Software almost invented this concept for the CoCo). It ran without a hitch.

The program is menu driven which means no commands to remember; this is especially useful with this program because it has 18 different selections. To give you a "feel" for the program, I'll list the commands and then give a detailed account of their uses. The commands are: Normal load and save; Data load and save; Skip file; Motor on and off; Examine memory; Go to address; Change format; Change machine language (ML) to BASIC; Move memory block; Return to BASIC; Merge BASIC programs; Append ML to BASIC; Append ML to ML; Decimal to Hex and Hex to decimal.

Some of these commands should sound familiar (e.g., Motor on and off, Skip file, etc.) and I won't spend any time discussing them, but I will concentrate on the unfamiliar ones. Normal load will read in a tape created by a *CSAVE* or *CSAVEM* command to a buffer which starts at the end of *CTM*. If it's an ML program, the start, end and execute addresses will be displayed. Regardless of the type of program loaded, the display will also show the buffer start address, end address and end of program address.

Once a program has been loaded, you can use several of the other commands to manipulate the information in the buffer. The first 15 bytes are the name header. You can look at it or any of the program with the primitive monitor command (Examine memory). This feature displays the address and contents of the memory location you choose. This information can be shown in Hex or decimal and ASCII (or block graphics), and the memory contents can be changed. A total of 16 addresses with their contents are displayed on the screen at once and the arrow keys allow you to scroll rapidly up and down memory.

You can execute a program by choosing the Go to address command. Or, if you like, you can "Move a block of memory," but be careful, as it is possible to move on top of *CTM*. Once you have things rearranged to your liking, you can save it all with a normal save to tape. Changing format allows all the input/output (I/O) to be either Hex or decimal, whichever you are most comfortable using.

The more powerful commands allow you to turn an ML program into standard BASIC data statements (so that's how they do it!), append an ML program to the end of a BASIC program and save the whole thing as one file. The manual explains in detail how to do it and what the BASIC program needs to do to use it. You can even append an ML program to another ML program.

The manual is 12 pages long and packed with information on how to use all the commands. It even gives examples for the more difficult to understand concepts and two sample programs with listings to study (the programs are on the tape, too).

BASIC returns you to BASIC. You can restart *CTM* by EXECuting at \$1000 (cold) or \$1003 (warm). This wasn't explained at all in the manual but this is what it means: Cold restart is like loading the program from the tape and any information that was in the program is lost; warm restart reruns the program but does not reinitialize the program, so all the information is still there (except it destroys a small and insignificant piece of the menu screen).

BASIC programs can also be merged without saving them first in ASCII format. They have to be renumbered before merging so there are no duplicate line numbers, then it's a simple matter of loading the first program and merging the rest, one at a time. The newly merged program can then be saved to tape as one larger file. A warning that was not in the manual about merging BASIC programs concerning the duplication of variable names: If two merged programs use the same variable name(s), the program can produce incorrect values or other subtle problems.

The Data load command loads a tape that doesn't have a filename header block. "This provides a possible means of copying files saved by some programs in nonstandard format, such as Radio Shack's *Color File* and *Art Gallery*." The Data save command dumps the buffer to tape without the filename header.

The last two commands convert numbers from base 10 (decimal) to base 16 (hexadecimal) or in the other direction, hexadecimal to decimal. This feature is especially useful when reading articles in magazines where one author speaks in 10s and another speaks in 16s. (I'm a Hex person myself and all those huge decimal numbers [65535=\$FFFF] make me extremely uncomfortable!)

The menu for *CTM* is quite long and is split into two pieces. Hitting the BREAK key toggles between them. I was unable to crash this program no matter how many silly mistakes I made before I had thoroughly read the manual. If you select a command that needs more information, you are prompted for it as you go along (very user friendly). If errors are detected while loading a program, it doesn't crash but flags you that there is an error and keeps on reading (if possible).

The ML program is well-done and brings together a lot of miscellaneous, tape-oriented utilities into one easy-to-use package. If you do a lot of cassette-based programming, give *Color Tape Manager* your serious consideration.

(Sugar Software, 2153 Leah Lane, Reynolds, OH 43068, tape or disk \$24.95)

— C.L. Pilipauskas

See You At  
**RAINBOWfest Princeton**  
October 11-13

## Erase Two EPROMs In One Operation With Datarase

No, not database . . . Datarase. Now you can erase any 24- or 28-pin EPROM two at a time with this inexpensive little gadget. And little it is. It measures 3¼" x 2¼" x 1¼" and plugs into a standard 120-volt wall outlet.

One switch turns it on and off. Two slots are provided opposite each other with a high intensity, mercury vapor lamp inside between the two slots. A little filtered green light shows that the unit is operating.

Sufficient operating instructions are provided and give examples of typical erasure times for different brands of EPROMs. I tried it on both 24- and 28-pin devices and got total erasure in less than five minutes. Short erasure time is a direct relationship of the UV light intensity and proximity of the EPROM "window" to the light source.

This unit provides a high intensity lamp with a life expectancy of 6,000 hours or more. Unless you plan on erasing EPROMs for a living, the lamp will probably outlive you!

For most CoCo hobbyists who appreciate the versatility that EPROMs offer, Datarase is a helpful addition to go along with your EPROM programmer.

(Spectrum Projects, Inc., P.O. Box 21272, Woodhaven, NY 11421, \$49.95 plus \$3 S/H)

— Jerry Semones

### One-Liner Contest Winner . . .

*Rollover* is a little gem that really shows off the graphics powers of the CoCo.

#### The listing:

```
1 PMODE4,1:PCLS3:SCREEN1,1:FORX=
0TO3:DRAW"BM128,96;S9C0A"+STR$(X
)+"BG2BF3G7NG2H8NG4E18NE4F8NE2G1
1H5NG2E2NH2E2NE2F5R3NF1NH1BG7NF1
NH1U4":PCLS3:DRAW"BL3L10NL3U12NL
6R26NR6D12NR3L16U7NL3R3NU3R3NR3D
7F4ND2NU2BL14ND2NU2E4":PCLS3:NEX
T:GOTO1:'ROLLOVER- R.MURRAY
```

Ray H. Murray  
Florissant, CO

(For this winning one-liner contest entry, the author has been sent copies of both *The Rainbow Book Of Simulations* and its companion *Rainbow Simulations Tape*.)

## High Score Bookkeeping Made Easy With *Master Scoreboard*

If you are among the many people who send in your high game scores to THE RAINBOW "Scoreboard," you probably have hundreds of pieces of paper scattered all over the place with your high scores on them. This type of filing system, although adequate at times, is clumsy and messy. What would you say to a program designed with you in mind?

*Master Scoreboard* is a machine language utility program designed to keep track of your high scores for the various games you play. The program will keep track of the five highest scores for up to 32 games on a 16K system, and up to 100 games on a 32K system.

Once the program has been loaded, the menu (in Hi-Res) is displayed which shows you all of the possible program options. First, you enter the name of the game, then you enter the initials of the person with the highest score and the score itself. The program automatically rearranges these scores so only the five highest ones are displayed. You can then enter any comments you like, such as the level at which the game was played, the number of men used, etc. This process is repeated for each of the games you are keeping track of. Finally, you can save all of this information out to tape or disk.

*Master Scoreboard* works well and is extremely easy to use. The documentation, what there is of it, explains everything you need to know about operating the program, and is really unnecessary because of menu prompts and the simplicity of the program itself. It also features a variable auto-key repeat function (for what purpose I don't know) as well as the ability to save additional "blocks" or groups of scores if you need to save high scores for more than 100 games on a 32K system.

(Genesis Software, P.O. Box 936, Manchester, MO 63011, 16K tape or disk \$11.95)

— Gerry Schechter

### One-Liner Contest Winner . . .

*Timer* is a simple timing program. Simply enter the number of minutes and seconds desired. The program plays random music when the time runs out.

#### The listing:

```
0 INPUT"INPUT THE NUMBER OF MINU
TES";A:INPUT"INPUT THE NUMBER OF
SECONDS";B:FORC=1TO(460*B)+(460
*60*A):NEXTC:C=X:IF X=0 THEN FOR
Z=1TO100:SOUNDRND(255),2:NEXTZ
```

Jon Furlong  
Springfield, VA

(For this winning one-liner contest entry, the author has been sent copies of both *The Rainbow Book Of Simulations* and its companion *Rainbow Simulations Tape*.)



## Color Math: A Series Of Lessons In Math Applications

*Color Math* is a series of lessons in addition, subtraction, multiplication and division. It is produced by Tandy and their Home Education Systems. Color Computer products produced by Tandy are usually of superior quality; this program is lacking in many areas, especially in utilizing the features of the Color Computer.

My disappointment stems from the fact that this appears to be a reconstruction of the math program that was originally marketed for the Model I computer. Let's take a look at what the program offers.

*Color Math* gave me a bad impression right from the first page of the program guide. This is not due to the program manual itself, but stems from an apparent turn in the quality of loading Tandy Education Products. I expected operating instructions that would tell me to run a program and I would see a nice title screen and a menu of all my selections for the program. This is not the case. Instructions state typing in LOADM "COLMATH1" for addition and subtraction or "COLMATH2" for multiplication or division. Each of these programs is run by the EXEC command. This seems like a small matter, but I would expect Tandy to make the program as "user friendly" as possible based on their targeted market. These qualities were found in previous products such as the Children's Television Workshop series.

After execution of one of the options, the student is prompted to select the correct number of problems for the current session. The screen now shows four additional options and appears like this:

- A) PLACEMENT
- B) LESSONS
- C) TEST
- D) CHANGE MAXIMUM PROBLEMS

The placement option decides at which level the student should start. It is not adequately explained how this is accomplished. The program guide states:

"The computer then presents a few problems from the lesson you chose. If your child does well, the computer presents some problems from the next higher lesson. If your child does not do well, the computer goes to the next lower lesson. The computer continues to present problems, moving forward or backward through the lessons, until it has found the right lesson for your child. If the lesson you chose to begin with is the right one, the computer places your child in that lesson."

This does not define what "well" means quantitatively. When it has decided, initial lesson placement level is shown on the screen. The student can now proceed to complete the number of problems that is selected at the start of the program.

If a correct response is made the computer beeps, or in the early lessons, displays a smiling face. If an answer is incorrect, the computer blocks out the wrong answer and allows another chance to answer correctly. After two incorrect responses, the computer flashes the answer on the screen and proceeds to the next problem. At the completion of the lesson, a small scoreboard is shown

reflecting the number right after one try, two tries, etc. The average response time is also shown as part of the scoreboard.

When the lesson is complete, the computer shows whether the student should proceed to the next lesson or remain at the same level. This information is not stored in the computer. The adult with the student must write the result down on a page that is supplied in the program manual. The other menu choices (lessons and test) operate along the same guidelines.

My major objection with this program is that it does very little in using the computer as a method of computer-based instruction. All of the record keeping is done by pencil and paper. Two of the nicest motivating features of the computer are not used at all. The advanced graphics features of the Color Computer are not used; graphics are definitely needed for an additional motivation factor. A smiling face that changes colors does not represent the real potential of the Color Computer. Sound is not used either, other than the beep, as was mentioned earlier.

In summarizing this program, the concept is an admirable one, but the presentation has much to be desired. Program documentation is adequate, with a program guide and a parent's guide. Included in the documentation are: two quick reference cards, summaries and examples showing the content and mastery levels of each lesson. The documentation is presented in a format that is easy to read for parents. The program guide can also be used by older children.

Tandy needs to rethink this product to make it more effective and instructional. Sorry, this one definitely does not make the grade.

(Tandy Home Education Products, Radio Shack stores nationwide, requires 64K, disk \$19.95)

— Rick Cobello

### One-Liner Contest Winner . . .

*Calligraphy* simulates the use of a calligraphy pen. After you input the pen size needed, you can move the right joystick to control the pen's location. To place an "ink" mark on the screen, hold down the firebutton.

#### The listing:

```
1 IFF=ØTHENDEF FNP(Q)=(Q+4)/32-1
:CLS:INPUT"SIZE (1-1Ø)";S:Pmode4
,1:PCLS1:SCREEN1,Ø:F=1:GOTO1ELSE
PSET(X,Y):X=ABS(X+FNP(JOYSTK(Ø)))
):Y=ABS(Y+FNP(JOYSTK(1))):PRESET
(X,Y):IFPEEK(6528Ø)=126ORPEEK(65
28Ø)=254THENLINE(X,Y)-(X+S,Y-S),
PRESET:GOTO1ELSE1
```

Patrick S. Davis  
Louisville, KY

(For this winning one-liner contest entry, the author has been sent copies of both *The Rainbow Book Of Simulations* and its companion *Rainbow Simulations Tape*.)

## Library 2 Has Graphics Macros To Simplify ML Programming

In reviewing *Library 1* by Sadare Software recently, I expressed concern that the package might have appeared too late in CoCo's lifespan to have a chance on the market. I think I was wrong, for three reasons. First, paging through any issue of *THE RAINBOW* should persuade anyone that all those third-party suppliers will not simply dry up and blow away tomorrow; second, there is Tandy's demonstrated record for upware compatibility and all the rumors we hear of the fabled Super CoCo, Model 9, the machine using Motorola's new RMS chip set, stress that it will include a CoCo emulation mode; and third, Sadare is whisking out the follow-ups in their series of macro libraries with remarkable speed.

This disk, *Library 2*, contains a set of graphics macros to simplify the lot of the ML programmer who wants to include graphics in his programs without all the tedium of coding in, which would ordinarily be required.

As before, the macros come on the disk in two forms, as a complete library (*GRAPHICS/LIB*) and as a set of separate modules (e.g., *CIRCLE/MAC*, *GET/MAC*). They include routines to draw lines, boxes and circles, to set and reset individual pixels, to set up PMODE values, to move graphics blocks about in memory, to clear the screen or paint areas of it — many of the facilities, in

short, available in Extended BASIC, and all to be achieved with single-line commands.

There is also a file of graphics EQUates, supposedly not needed for the macros to function, but enabling the programmer to define the address of the current page, his initial mode and color values, etc.

All this is entirely praiseworthy. In addition, *Library 2* is now available in a version which will work with the ROM pack version of *EDTASM+*, and with any other assembler which accepts ASCII source files. The price is the same.

If we have a complaint, it is that the graphics macros function by way of ROM calls, using the algorithms they find. In the case of *CIRCLE/MAC*, this is a pity because Jake Commander developed a much better circle algorithm in his *Spirograph* program; something of the kind ought not to have been too difficult to incorporate here. In the former review, I described the manual as excellent. I should do so here, too, except that my elder son suggested a great deal of information was left out. Upon investigation, it appears that what was left out is all contained in the *EDTASM+* manual, or in any number of books devoted to the 6809 instruction set. I think Sadare is perfectly within its rights in supposing that no one will want to use this package, or its predecessor, who has not some prior knowledge of such things.


The summary judgment is the same as before: If you need graphics macros, you will save yourself a great deal of work by acquiring this package.

(Sadare Software, P.O. Box 3891, Gaithersburg, MD 20878, disk \$24.95, requires disk *EDTASM*)

— R.W. Odlin

### NO MORE GAMES

**EZ PROFILER** — counts how many times each line of a basic program is executed when it is run. Extended basic. 32K. one disk drive required. On a disk. \$20.00

**EZ CASSETTE ENCRYPT** — encrypts cassette files through use of a password. Encrypted files are unreadable until decrypted with the same password. All machine language. On a cassette.  \$25.00

**EZ DISK ENCRYPT** — encrypts disk files. All machine language. Comes on a disk. \$29.00

**EZ RAM DISK** — use upper memory as if it were a disk drive. All machine language. Accesses all available memory. For 16, 32 and 64K computers. On a cassette. \$25.00

**EZ CASSETTE PILOT** — run Pilot language programs on your CoCo. This preprocessor translates Pilot programs into Basic programs. For cassette systems. \$15.00

**EZ DISK PILOT** — translate Pilot programs on disk systems. On a disk. \$19.00

Both encryption programs for \$35.00. Both Pilot programs for \$25.00.

#### LANDWARE

6 Larchmont Rd.  
Edison, NJ 08817  
(201) 738-4213

No shipping charges. No handling charges.  
NJ residents add 6% tax.

#### One-Liner Contest Winner . . .

This one-liner displays the 256 possible bit combinations in Hi-Res graphics; it's useful in creating video games and displays. The program will display the colors in approximately the top fourth of the screen; you can change the number 3519 to 7679 to display over the entire screen. (The program does not run with the disk controller plugged in.)

#### The listing:

```
1Ø PMODE4,1:SCREEN1,1:PCLS:FORX=
1TO255:PCLS:FORY=1536TO3519:POKE
Y,X:NEXTY,X
```

Jeremy Jurek  
Grafton, WI

(For this winning one-liner contest entry, the author has been sent copies of both *The Rainbow Book Of Simulations* and its companion *Rainbow Simulations Tape*.)

## Crash Takes You On A Creative Journey

Most everyone enjoys a challenging video game with a variety of obstacles which must be conquered to progress. *Crash* is one that provides the stimulation necessary to create excitement. With four different screens to complete, this game soon captivates the attention of its players.

*Crash* requires 32K ECB and can be played by one or two players (adequate loading instructions are included). The graphics are high resolution, arcade-type and my favorite character, Mario (from the "Donkey Kong" clone, *The King*), is featured.

The challenge is to direct Mario through the four screens and, with a little stretching of the imagination, a tantalizing adventure is created that sends him through the jungle in quest of his airplane. Each player begins the game with five men, which I used frequently when I first started playing, and one additional man is awarded after completing all four screens. Fortunately, for those having difficulty making their way through any of the screens, the program features screen selection.

To begin the journey, in Screen one Mario must climb the cliffs from one side of the screen to the other while hanging from a line. Holding in the joystick button may seem to be a nuisance, but it reminded me of the tight grip needed to prevent Mario from falling to his death. It is also necessary to stop and pick up rope from a cliff at the midway point. Not only are points awarded for the pickup, but the rope is needed to get back to the other side after Mario climbs the ladder to the next layer of cliffs. The rope climb must be completed on five layers to reach the top, while it is necessary to avoid the deadly suspending spiders and venomous snails. I thought this screen was the most exciting of the four.

Once Mario reaches the top, the journey continues into Screen two. This time you must help him to the bottom of five layers using the ladders in between. You will find this very similar to the ladder screen in *The King* because Mario must jump the gaps and either jump or avoid the fatal frogs which are a constant threat. The timing of the

jumps must be perfect which makes this the most difficult of the four screens.

If you get Mario down the difficult maze of ladders, he will begin the third screen high on top a rocky cliff. With a big bird coming at him from the other side, the only means of escape is to parachute to the row boat in the water below. Using the joystick button to both jump and pull the rip cord, the accurate timing needed will take a little practice. But after a few tries you should easily have him landing safely into the boat and rowing his way into the next screen.

In the last screen, Mario finally discovers his airplane on top of a temple. The only way to get to the top is to again climb the layers of ladders which are heavily guarded by angry monkeys and suspended spiders. But, with no gaps to jump, this climb is not nearly as difficult as in Screen two, and with a little patience, you should have the hero in his plane fairly easily.

As Mario flies away in his airplane, the adventure seems to be over. But, apparently he forgot to refuel and the plane suddenly makes a diving crash, forcing him to parachute back into the jungle. Although you keep your accumulated point total, you must guide Mario through the same obstacles again. However, this time you will find the difficulty has been increased.

I found Mario's creative journey to be a fun manipulation through varying degrees of obstacles. I was mildly disappointed, however, to find that none of the journey actually involves the player in flying the plane. After reading the instruction sheet, which speaks of flying Mario's plane through and over obstacles, I expected to at least guide the plane through one screen. But, if you get through all of the obstacles and return him to his plane, Mario will fly away with absolutely no assistance. Nevertheless, *Crash* is still the kind of game that can be enjoyed by anyone.

(Tom Mix Software, 3424 College N.E., Grand Rapids, MI 49505, cassette \$24.95, disk \$27.95)

— Philip S. Helm

|                                                                                                                                                                                               |                                                                                                                                                                                                                                                  |                                                                                                                                                                                                                                                                                                                            |
|-----------------------------------------------------------------------------------------------------------------------------------------------------------------------------------------------|--------------------------------------------------------------------------------------------------------------------------------------------------------------------------------------------------------------------------------------------------|----------------------------------------------------------------------------------------------------------------------------------------------------------------------------------------------------------------------------------------------------------------------------------------------------------------------------|
| <p><b>MOORE COMPUTER SERVICES, INC.</b><br/>1090 Country Club Circle<br/>Plantation, FL 33317<br/>(305) 584-1788</p>                                                                          | <p><b>TRIVIA</b><br/>FOR THE<br/><b>COLOR COMPUTER</b><br/>VOLUME 1 NOW AVAILABLE!</p>                                                                                                                                                           | <ul style="list-style-type: none"> <li>• DISK (\$21.95) CASSETTE (\$19.95)</li> <li>• DISK PACKAGE REQUIRES 32K</li> <li>• 16K or 32K CASSETTE PACKAGING</li> <li>• 500 QUESTIONS/ANSWERS</li> <li>• 4 ONE or TWO PLAYER QUIZZES ON 4 DIFFERENT SUBJECTS</li> <li>• 1 TWO PLAYER QUIZ WITH ALL 4 SUBJECTS MIXED</li> </ul> |
| <p>COMPLETE THE FOLLOWING AND SEND WITH A CHECK OR MONEY ORDER PAYABLE TO MOORE COMPUTER SERVICES, INC. ALLOW 2-3 WEEKS FOR PRE-PAID DELIVERY. FLORIDA RESIDENTS PLEASE ADD 5% SALES TAX.</p> |                                                                                                                                                                                                                                                  |                                                                                                                                                                                                                                                                                                                            |
| <p>NAME _____<br/>ADDRESS _____<br/>CITY/ST/ZIP _____</p>                                                                                                                                     | <p>CHECK ONE: <input type="checkbox"/> DISK    <input type="checkbox"/> CASSETTE<br/>CHECK ONE: <input type="checkbox"/> 32K    <input type="checkbox"/> 16K</p> <p><small>NOTE: 16K CASSETTE DOESN'T INCLUDE THE MIXED SUBJECT QUIZ</small></p> |                                                                                                                                                                                                                                       |
| <p><b>WARNING - YOU MAY BECOME ADDICTED</b></p>                                                                                                                                               |                                                                                                                                                                                                                                                  |                                                                                                                                                                                                                                                                                                                            |

## Taxan's Personal T.V. Tuner Gives Your Monitor Double Function

If it's true that necessity is the mother of invention, then that adage certainly befits Taxan's new Personal T.V. Tuner. This neat little gadget, which is about the size of a small desk calculator, allows you to get twice as much from your computer monitor. Not only can you enjoy your favorite computer programs, but your favorite TV programs as well!

The tuner comes well-packaged with a simple, easy-to-understand installation booklet. Two small cables are provided to attach the tuner to your composite monitor. One cable has standard RCA-type phono plugs at both ends for the video connections while the other cable has standard miniature phone plugs for the audio connections.

Installation is quick; it took only five minutes to hook up the unit for this review. No soldering or modifications are required to your computer, monitor or the tuner provided your monitor uses these standard cables, and most do. Other plug arrangements could easily be fabricated: Plug in the two cables provided between the tuner and your monitor; plug in the two cables from your computer that used to go to the monitor into the tuner instead; attach a TV antenna, plug in the AC power cord and you're in business — instant TV!

I hooked up the tuner to my Amdek Color 1+ and was delighted with the quality of the picture. Since most monitors are high resolution, you can expect a super TV picture. A switch provided on the tuner allows you to switch between the computer and the tuner.

One criticism I have of this tuner is that the antenna connection only accepts a standard 75-ohm-type 'F' connector. This is not a major problem, but screw terminals capable of attaching "rabbit ears" or other twin-lead-type antennas would have been helpful. If you have such a system it would be a simple matter to purchase a 300 to 75 ohm matching transformer at Radio Shack (Cat. No. 15-1253, \$2.99). I hooked the tuner antenna connection to my TV cable service and got outstanding reception on several of the local cable channels.

I found one problem with the tuner supplied for this review. When I first turned the unit on, I got a great picture but no sound! After a few minutes of watching a "silent movie," the sound suddenly came on. After checking the connections, I finally discovered that by tapping on the computer/tuner selection switch the sound was intermittent. Apparently, a loose connection or poor switch contact exists inside the tuner. I spoke to Bob Rosen at Spectrum about this and he agrees with my diagnosis. I believe this to be an isolated case and no real cause for alarm; besides, each Taxan tuner is covered by a one-year manufacturer's warranty.

One last word of caution: This tuner will only work on a monitor with a composite video input. That's about the only kind you see advertised in RAINBOW. Also, the monitor must have built-in sound capability. An add-on audio board in the CoCo will not provide TV broadcast sound.

In summary, Taxan's Personal T.V. Tuner is well-built, sturdy and attractive in its off-white plastic case. It will work with any computer and composite monitor including black-and-white, amber or green screen, although a TV picture on the latter two really looks unusual! If you like the idea of getting more out of a computer monitor, this accessory is for you. With this addition to your computer setup, you'll have one more reason to stay tuned to your CoCo.

(Spectrum Projects, Inc., P.O. Box 21272, Woodhaven, NY 11421, \$99.95 plus \$3 S/H)

— Jerry Semones

### NEW SOFTWARE SPECIALS!

**EZDISK** - THE EASY TO USE DISK UTILITY IS HERE NOW. NO MORE "RUN" OR "LOADM", JUST TYPE THE FILE NAME AND IT LOADS & RUNS. INCLUDES FULL SCREEN EDIT! EVERY PROGRAM BECOMES A COMMAND! INCLUDES HELP UTILITY, DIRECTORY PRINT, COLD START, A QUICK DISK FORMATTER, AND OTHER UTILITIES. USER MODIFIABLE COMMANDS!

**SPECIAL INTRODUCTORY PRICE.....\$15.00**

**PSE** - THE FULL SCREEN EDITOR FOR TAPE OR DISK! EASY TO USE UTILITY FOR 32/64K AND ALL ROMS. INCLUDES AUTO KEY REPEAT. INTEGRATES WITH BASIC SO IT IS AS IF YOUR COMPUTER WAS BORN WITH PSE. REPEAT KEYBOARD COMMANDS, EASILY MOVE AND RENUMBER LINES, EDIT LINES BY LIST IN ADDITION TO EDIT.

**SPECIAL INTRODUCTORY PRICE.....\$11.95**

**F-16 INSTRUMENT FLIGHT SIMULATOR** FLYS MACH 2.6, IS FULLY AEROBATIC, SPECIFY 16/32K.....\$21.95

**DESCENDERS** - FIX RADIO SHACK® LPV7, DMP100, TDP-1, AND GORILLA BANANA® CHARACTERS. SPECIFY PRINTER.....\$17.95

**TSPOOL** - SOFTWARE SPOOLER FOR TELEWRITER-64® ONLY. INCLUDES DESCENDERS.....\$24.95

U.S. FUNDS ONLY · ADD \$2.00 S & H TO ALL ORDERS

#### NEW: CoCo WORLD Magazine™

ISSUE #2 NOW AVAILABLE! TIRED OF SEEING FABULOUS AD PICTURES THAT DON'T RESEMBLE THE PROGRAM AT ALL? WONDER WHAT THE PROGRAMS REALLY DO? OUR CATALOG IS ON TAPE OR DISK AND CONTAINS DETAILED EXPLANATIONS OF PROGRAMS, DEMO PROGRAMS & GRAPHICS, ALONG WITH REVIEWS & ARTICLES FOR YOU. SEND \$3.00 & WE WILL RUSH YOU OUR LATEST INFORMATION. PLEASE SPECIFY TAPE OR DISK. NOTE: ANY SOFTWARE AUTHOR MAY ADVERTISE IN OUR CATALOG AT NOMINAL COST. BACK ISSUES AVAILABLE. ISSUE #1 OWNERS CALL FOR SPECIAL OFFER. CALL OUR ORDER LINE (813) 321-2840 9-5 PM EST

**KRT Software Inc.**

**P. O. Box 41395**

**St. Petersburg, Florida 33743**

Hint . . .

### Single Disk COPY

Here's a feature which can be invaluable for users with a single disk drive. A single drive COPY can be performed by doing the following:

- 1) Insert the disk with the file to be copied into the drive.
- 2) Type COPY"filename.ext" and press ENTER.
- 3) After a few seconds you will hear a beep and the computer will tell you to insert the destination disk. Insert it, press ENTER and the file will be copied onto the other disk.

## To Preserve Quandic Is An Impressive Adventure

The graphics ability of the Color Computer is being utilized further all the time. This is evident in the outstanding graphics of Prickly-Pear's newest Adventure. *To Preserve Quandic* is a two-disk graphics Adventure requiring 32K.

The disks come in a nice vinyl library case. I do not normally say much about packaging, but in this case Prickly-Pear has devised what I consider the right combination. The package is not so elaborate that you feel you are paying a lot just for the package, but it is enough to make you feel the company cared enough about the product to not just wrap it in cellophane.

When you start the game, you are given a demonstration of the sound capability of the Color Computer and then, if you desire, given the background scenario of the Adventure. This is also the time you may elect to load a saved game (more on that later). The musical interlude at the beginning was very impressive the first time I heard it, but the seventh or eighth time I restarted the Adventure, I wished there was some way to skip the music along with the background scenario.

A synopsis of the scenario is as follows: The year is 481 A.D. and a race known as Quandic lives a parallel but secret existence to that of earth's emerging civilizations. Quandic is already an advanced civilization dedicated to pure science. Their aims include elimination of disease, space discovery, time travel and the creation of a wise government. Their scientists have done well, and the great discovery of the year is the Time Machine. But, unfortunately for Quandic and the world, one of Quandic's foremost scientists, Cerdric, while working on a breakthrough of human disease, succumbed to the disease himself. He has gone berserk, and his deviousness and sickness made him a fugitive. No one can help him. He has stolen the time machine, dismantled it and sent the pieces into the future. Most were discovered, but the key piece is somewhere in the present time. The future of the Quandic depends upon locating this critical part.

As I started playing the Adventure I ran into a few problems that seemed to be in the game and not a result of my own mistakes. I called Prickly-Pear's 800 number for assistance and I would like to commend Joann Chintis for the help received. The support you get after a sale is usually the most important feature of a product and the support I got was outstanding.

The first thing I noticed upon playing was that after a command was entered, it was slow to give a response — being programmed in BASIC was the reason behind the slow response. It appeared to be approximately 61K of BASIC programming. The remainder of the two disks are full of very well-done graphics. The Adventure consists of about seven levels with a number of rooms on each level. It appears a lot of time was taken in developing the Adventure.

I will try not to give away the secrets of the Adventure with some of my concerns. In the disk I received there were some grammar mistakes in the computer responses. In some places there seemed to be a problem with updates.

One example: you type LOOK DESK and see a key. After getting the key and looking at the desk again, the key is still there. The same thing happened with some cheese. At another point, if you have the correct item, you can feed a dog anything and it will accept it, even if you feed the dog to itself. These are minor, but they should be corrected.

My most critical point is that at different points in the Adventure, you must fight or kill something and the winning or losing of these fights is random. I feel that random happenings in an Adventure should be kept at a minimum or eliminated.

The Adventure has the ability of loading saved games but a game can only be saved at certain locations. This isn't too bad, but a saved game can only be loaded at the very beginning. This means if you try something that is bad and you want to load the game again, then you have to go through the musical introduction again. I would really like to be able to load a saved game any time.

I would consider *To Preserve Quandic* a very good intermediate level Adventure. I believe the Adventure could be made better with a few minor changes and refinements. The graphics are excellent, and the music is impressive the first few times through. Even with the few concerns I stated, I believe Prickly-Pear has a winner with this new addition. If you like graphics Adventures, you will be impressed with the graphics, but be ready to use up some paper on making maps.

(Prickly-Pear Software, 2640 N. Conestoga Ave., Tucson, AZ 85749, disks \$39.95)

— Dale Shell

### One-Liner Contest Winner . . .

This one-liner serves a huge purpose for today's person who is always charging items and would like to know what his payments are per month, per year and in total.

#### The listing:

```
10 INPUT "LOAN AMOUNT";L:INPUT "
RATE OF INTEREST";R:INPUT"YEARS
OF LOAN";Y:M=Y*12:R=R/1200:A=L*R
:B=(1+R)^-M:C=1-B:D=INT(A/C):PRI
NT"LOAN AMOUNT - $";L:PRINT"PAY
MONTHLY - $";D:PRINT"ANNUAL COST
- $"D*12:PRINT"TOTAL COST - $";
D*12*Y:END
```

David Helfrich  
New Port Richey, FL

(For this winning one-liner contest entry, the author has been sent copies of both *The Rainbow, Book Of Simulations* and its companion *Rainbow Simulations Tape*.)

## LaserJet Printer: 'Simply Dazzles' By Current Technology Standards

You may have noticed a big change in our program listings this month. After switching from a trusty old Epson MX-80 to a faster FX-80 a few months ago, and then trying a Radio Shack DWP-210 daisy wheel printer for some listings, we've finally settled on a Hewlett-Packard LaserJet printer for the listings in THE RAINBOW. After looking at the copy this machine produces, we decided to get this \$3,500 marvel for our production operations.

Hewlett-Packard, in case your list of "Who's Who" in the computer business doesn't stretch much farther than Epson, is an old favorite among engineers and scientists for electronic instruments. About 10 years ago they made a big splash with scientific pocket calculators (the ones that use "Reverse Polish Notation," like the very fancy HP-41CV). HP is now making its presence felt in the personal computer business with the LaserJet, among other things.

The LaserJet, as the name implies, prints with a laser beam. The actual printing on paper is done in the same way that a copier works. The laser beam, turned on and off by the printer's own computer, scans across a light-sensitive drum. The drum picks up toner powder and transfers it to the paper; the paper passes through hot rollers that fuse the toner to its surface, and you end up with what amounts to a copy of a laser image.

The toner, drum and some other goodies are in a disposable cartridge (the same system as in the Canon PC copiers; the LaserJet mechanism is made for HP by Canon), and after about 3,000 pages you just replace the cartridge. You can even get cartridges in other colors. The LaserJet prints on single-sheet paper, either in a 100-sheet tray or fed by hand, or even on envelopes. The standard tray takes 8½ by 11-inch sheets.

Because of the laser/copier combination, this printer is both very fast (eight pages per minute when it gets underway) and prints with an extremely high resolution (300 dots to the inch). The LaserJet uses this high resolution to print text in actual typewriter-quality fonts, not just the close approximations you get with the best dot matrix printers, and even typesetting fonts. The built-in character set, called Courier 10, is the style you get on many office typewriters; optional cartridges add other styles, such as Times Roman, Helvetica and Prestige Elite.

With advanced dot matrix printers many people have become accustomed to all sorts of fancy tricks like italics, double-width characters, emphasized printing and the like. The only such tricks built into the LaserJet are underlining and super/subscripting (which uses regular-size characters). Some of the cartridges have boldface, italic and other variations on the fonts they contain, but the printer itself doesn't do that.

One thing you can choose to do (with the built-in Courier 10 font or some optional ones) is print sideways on the paper to get more columns on a page. That small type I mentioned puts 166 columns by 60 lines on an 8½ by

11-inch sheet and still looks much better than the typical compressed print mode.

The most unusual thing about the LaserJet, besides its printing system, is that it's a serial printer only. For the CoCo that's OK (except you'll have to make a special cable), but then you have the same problem that Tandy computer owners have dealt with for years: the LaserJet expects to see a line feed after a carriage return at the end of a line, while the CoCo sends a carriage return by itself. There's no DIP switch setting to change this. To set up the printer, you could send a PRINT #-2, CHR\$(27); "&k1G"; command to change modes in the printer.

We wanted to do some more things with the printer, like add slashes to the zeroes (which the LaserJet doesn't do), so we got something called the Printer Optimizer from Applied Creative Technology. For our listings, it adds a slash to each zero and it neatly takes care of the line feed situation.

It also has a 64K print buffer, which means the computer actually finishes a long LLIST in a few seconds at 9600 Baud and is ready to do something else while whatever printer you're using does its thing. With the LaserJet this doesn't take long at all. Monster listings that used to take a half hour now come out in one or two minutes. This printer's speed doesn't really depend on how much text is on a page; it's eight pages a minute even if everything is blank, but with a lot of text that is equivalent to as much as 660 characters per second!

The graphics freaks among you are probably thinking of what works of art you could create at 300 dots per inch. They would be very detailed indeed — but very small. The LaserJet has to have all the data to go on a page in its buffer before it can print it, and the bit-image graphics buffer is only 59K, so at 300 dots/inch you can print in only a 5.4 square inch area.

There are also 75, 100 and 150 dots/inch modes, and the 75 dots/inch mode covers essentially a full 8½ by 11-inch sheet. (The only LaserJet screen-print driver I know of for the CoCo is the one that comes with The Micro Works' DS-69 Digisector video digitizer; it prints either normal PMODE 4 screens or 16-level digitized images, using a Radio Shack Deluxe RS-232 Pak to drive the LaserJet at 9600 Baud reliably.)

Let me quote from Lonnie Falk's review, which appears in the June issues of RAINBOW's sister publications, PCM and SOFT SECTOR: "All in all, the LaserJet, though a bit high priced at \$3,495 retail, is a marvelous device. It provides the best copy I have ever seen at a speed that, by current technology, simply dazzles." What more can I say? Perhaps the things you do with a \$200 computer don't justify spending so much on a printer. But if they do (or if you do things on some other computers that do), Hewlett-Packard's LaserJet is certainly worth considering.

(Hewlett-Packard Co., Boise Division, 11311 Chinden Blvd., Boise, ID 83707, \$3,495 list)

— Ed Ellers

## CORRECTIONS

"Purchase Order" (May 1985, Page 172): Joe Kohn tells us that a definition was left out of both listings. To correct this problem, change Line 30 in each listing to read:

```
30 CLEAR5000: DIMQ(50), D$(50), P(50), T(50), R$(50)
```

"Home Financial Management Made Easier" (November 1984, Page 132): Ed Carson has informed us that some late editing caused some unneeded code to be left in the program, which has caused some problems. He suggests simply deleting lines 1190 through 1220 from the program.

"Get The Picture With Gemini Screen Print" (May 1985, Page 45): Richard Lack has passed along a fix for the reverse printing method given in the article. Change lines 1000 through 1030 to read:

```
1000 T=0:P=PPOINT(X,Y):IF P=1 THEN T=T+2
1010 P=PPOINT(X,Y+1):IF P=1 THEN T=T+3
1020 P=PPOINT(X+1,Y):IF P=1 THEN T=T+4
1030 P=PPOINT(X+1,Y+1):IF P=1 THEN T=T+8
```

"Personalize Your Printouts With Script" (May 1985, Page 68): Users of this program may have noticed that an IE Error (input past end of file) occurs after the program has finished printing. While this does no real harm, Ben Brunotte has provided a fix for the problem. Change Line 200 to read:

```
200 IF EOF(1)=-1 THEN 1000 ELSE LINEINPUT #1,LL$
```

"Home Financial Statement" (March 1985, Page 87): Roland Portillo has sent us a set of patches to make this program work on cassette-based 16K Extended BASIC systems. Change these lines to read as follows:

```
110 DIMA$(75),M(75),MM(75),Y(75),YY(75)
160 GOSUB1220:OPEN"I",#-1,"BUDGET"
180 INPUT#-1,Y(N):NEXT:CLOSE#-1
```

```
300 CLS:PRINT@164,"Will there be any additions before printing statement? ";:LINEINPUTR$:IFR$="Y ORR$="YES"THEN GOSUB1220:GOTO1130
```

```
980 GOSUB 1220:OPEN"O",#-1,"BUDGET"
```

```
1000 PRINT#-1,Y(N):NEXT:CLOSE#1
```

```
1010 CLS:PRINT@135,"ENTER 'C' FOR COPY":PRINT:PRINTTAB(6)"OR <<ENTER>> TO END":EXEC44539:IF INKEY$="C" THEN 980 ELSE END
```

```
1130 GOSUB 1220:OPEN"O",#-1,"MIDMONTH":FORN=1 TO 75:PRINT#-1,M(N):NEXT:CLOSE#1
```

```
1140 C1S:PRINT@135,"ENTER 'C' FOR COPY":PRINT:PRINTTAB(6)"OR <<ENTER>> TO END"
```

```
1150 EXEC44539:IF INKEY$="C" THEN N GOSUB1220:GOTO1130 ELSE END
```

```
1210 GOSUB1220:OPEN"I",#-1,"MIDMONTH":FOR N=1 TO 75:INPUT#-1,M(N):NEXT:CLOSE#-1:M(7)=0:M(15)=0:M(28)=0:M(36)=0:M(43)=0:M(44)=0:M(72)=0:M(73)=0:M(74)=0:M(75)=0:RETURN
```

Delete lines 1020 and 1030, and add this line:

```
1220 CLS:PRINT@73,"POSITION TAPE":MOTORON:AUDIOON:PRINT@130,"PRESS ANY KEY TO STOP MOTOR":EXEC 44539:MOTOROFF:AUDIOON:PRINT" PRESS ANY KEY TO CONTINUE":EXEC44539:RETURN
```

In "Letters To Rainbow" (May 1985, Page 8), we ran a letter from Gary McConville stating that Motorola has a new video generator chip that gives true lowercase letters on the CoCo and is pin-for-pin compatible with the existing 6847 chip. Information we've received from Motorola and other sources indicates the new 6847-T1 chip will not work in existing CoCos without modifications. We apologize for any inconvenience this error may have caused.

"MAIL09" (June 1985, Page 249): Please refer to Page 266 of *this* issue for additional listings to last month's OS-9 feature.

# MORETON BAY

## MORE KEYS

At last a quality numeric keypad for your Color Computer. This 15 key numeric pad plugs inside your computer and gives you the convenience of rapid numeric data entry. Dimensions: length 6½" (165mm), width 4" (101 mm), height 3" (76 mm). Baked black enamel finish. Specify computer model. MORE KEYS complete with cable and connector. \$69.95



## RESET-POWER-SWITCHES

### A REAL IMPROVEMENT

Move the power switch and reset switch where they belong. An LED power on light too! High quality parts: D, E boards and CoCo 2 totally solderless kit. F board requires soldering.

Reset 1 CoCo 1 \$24.95  
Reset 2 CoCo 2 \$27.95



Either kit add \$2.00 shipping and handling

## DOUBLE DRIVER

The BEST monitor driver available. Color composite, monochrome and audio output. For original CoCo D, E and F boards. \$24.95.



Mono II for Color Computer 2. An excellent monochrome monitor driver that has audio output also. \$24.95. Specify model needed.

## MINI MOUTH

Add sound to your mute monitor. Hear the bells and whistles of your software again. No batteries. Solderless installation.

All Color Computer Models  
\$24.95



## THE COCO-SWITCHER

### A QUALITY PIECE OF HARDWARE

The CoCo Switcher allows you to hook up three peripherals to your RS-232 jack. Connect your modem, printer and any other RS-232 compatible peripheral to the CoCo Switcher. An LED on the CoCo Switcher shows if your computer is on or off at a glance. The LED flickers when transmitting or receiving data.

Dimensions: 2½" (64 mm) x 4" (102 mm)  
x 5 7/8" (150 mm)

\$39.95 plus \$2.00 shipping and handling



## 64K UPGRADES



Instantly access 64K via M/L totally solderless kit to upgrade E Boards. Kit includes eight 4164 prime chips and chips U29 and U11 already soldered.

SPECIAL: E Board Kit \$39.95, F Board and Color Computer 2 \$26.95.

Guaranteed Pretested

**FILE CABINET** — Data base, alphabetizes, sorts numeric entries, searches for key words or numbers, computes totals & averages by categories, saves records, changes or deletes them. Up to 20 entries for each record, up to 256 characters for each entry. Mailing list included. Output to screen printer or tape. Print all or selected records, +, -, x, ÷ Numeric entries.


16K EXB Cassette \$29.95

**COCOWRITER II** — Powerful and full featured. An excellent word processor at an affordable price. 32, 51, 64 or 85 characters per line, justify right, left, center, insert, delete, move blocks. Menu driven printing and formatting. Tabs, etc. One of the best values in word processing today!

16 K EXB Cassette \$34.95, 16K EXB Disk \$44.95

Having trouble with your CoCo? We have the chips you need. Call us. (805) 962-3127





# SOFTWARE

SAM DIAMOND, P.I.

The first of our new Sam Diamond graphic adventures. More than 40 detailed high resolution graphic scenes. A killer is loose in the city. Can you bring him to justice before he gets you? Excellent graphics and a tough mystery to solve.

32K Disk Only \$29.95  
plus \$2.00 shipping and handling



WHEELS

## GET THE MOST FROM YOUR GRAPHIC PROGRAMS

How to integrate Graphicom and CoCoMax. Two tutorial disks full of examples and suggestions. See how to create graphics step by step. Learn how to display and even animate your graphics from Basic.

1 Disk \$14.95  
2 Disks \$24.95



THIS IS THE FINEST RESORT AFTER PUTTING THE FILE USING GRAPHICOM.

## THE VERY BEST IN GRAPHICS

PLACES AND FACES

### BJORK BLOCKS

An incredible graphic utility. Fun. Easy. Create graphic screens as good as any you have seen. All you need is a joystick or mouse. "The most user friendly program I have ever seen for the CoCo. For those of you with graphic interests, I guarantee that you will not be disappointed." Review in *Rainbow*, Oct. 1984.

Requires 32K EXB  
(64K for animation)  
Tape or Disk \$34.95  
BUILDING BLOCKS I  
(Picture Disk) \$15.95



Created with Bjork Blocks

SPECIAL: BJORK BLOCKS and GRAPHICOM \$55.00

### MORETON BAY SOFTWARE

A Division of Moreton Bay Laboratory



316 CASTILLO STREET  
SANTA BARBARA,  
CALIFORNIA 93101  
(805) 962-3127

### GRAPHICOM

Buy Graphicom from us and get one of our unique picture disks free! Get our improved Picture Disk One also. The first in the new generation of graphic utilities. An excellent utility. Requires: 64K EXB, Disk Drive and Joy Sticks. Three disks and the best bound documentation for only \$29.95.

**Calligraphy STAMP DISK:** Useful letters and designs for making your own signs and menu screens.

**Adventure Disk I:** Indoor scenes and objects. Helps you draw pictures and learn more about Graphicom.

**Adventure Disk II:** Outdoor scenes and objects. A Graphicom tutorial as well as a useful library of images you can use.

Calligraphy II  
Calligraphy II  
Calligraphy I  
Calligraphy II  
Calligraphy III  
CALLIGRAPHY II

Calligraphy Disk II: 23  
New letter stamp sets



Be sure to get the best of the best for your money. Each one will have the same color depending on the amount of pixels. More pixels, more color.

Adventure Disk II

Adventure Disk I



1 Picture Disk \$15.95  
2 Picture Disks \$24.95  
3 Picture Disks \$29.95  
4 Picture Disks \$34.95



Ordering information



Add \$2.00 shipping and handling per order. We ship within 24 hours on receipt of order. Blue Label Service available. California residents add 6% sales tax.

**A steal at any price. Darn near a felony at these prices.**

### **SDOS®**

Real Disk Operating System  
and Professional Software Tools  
Full 2-Pass Assembler  
Text Editor  
6809 Debugger

Fully interrupt driven  
Disk buffer pool/LRU cache  
Supports up to 4 drives  
Date-stamped file backup utility  
Disk disaster recovery utility  
RSDOS data file transfer utility

Friendly command interpreter  
User-definable error messages  
Keyboard typeahead at all times  
(not just when disks are idle)  
Screen-edit style input editing

Full ASCII keyboard (inc. CTRL)  
Software selectable baud rates  
Full serial I/O to 19.2Kb  
thru RS Modem cartridge

400+ pages documentation  
only \$49.95!

### **SD BASIC Compiler**

Full-featured language  
Tight code, fast execution  
(3X times faster than RSBASIC  
doing Prime Number search)  
FOR I=1 to 10000/NEXT I  
takes 1.8 second (12X faster)  
A=1 takes 2 bytes of memory  
(not counting Runtime Package)  
Automatic runtime integer/  
floating point optimization

32 letter variable/label names  
True Subroutine/Functions with  
named, multiple arguments  
WHILE-DO and IF-THEN-ELSE  
All execution errors trappable  
Fast, 65K char string facilities  
Assembly language interface  
Fast Decimal f.p. arithmetic  
(no money conversion errors!)

Cursor positioning  
Print USING

Device-independent ASCII and  
binary file I/O to the byte  
Indexed file option available

\$49.95 (requires SDOS)  
Not RSBASIC compatible

All products require Color Computer with 64K and at least one disk drive.



COMPUTER SYSTEMS DISTRIBUTORS  
P.O. Box 9769  
Anaheim, California 92802  
(714) 772-1390

### **SEDIT/TYPE: Word Processing**

SEDIT: full screen text editor  
Place cursor and start typing!  
What-you-see-is-what-you-get  
Typeahead and autowrap on margin  
"No wrap" mode for programs  
Edits files up to 80Kb  
Global Search/Change  
SEDIT or SDOS can use 24 by 80  
CRT via modem card with multipak

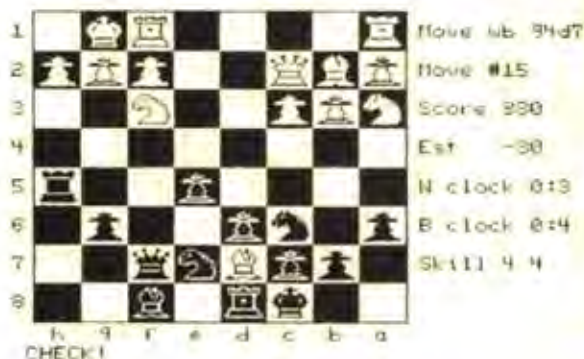
### **TYPE: Document Processor**

Formats raw text mode with SEDIT  
according to embedded commands  
Automatic justification  
Automatic pagination  
Definable page titles/footings  
Automatic page numbering  
Centering  
Foreign language accents  
Multiple file merge  
(for big documents or mailings)  
Table of Contents generation  
Semi-automatic index generation

150+ pages documentation

\$49.95 (requires SDOS)

### **CHESSD™: A REAL CoCo Chess Program**



High resolution display  
High quality play  
Variable skills levels  
Plays Black or White  
Can act as referee  
Accepts Algebraic-like notation  
Handles and plays special moves  
Castle, En Passant, Pawn Promote  
Tournament/Rapid Transit Modes  
Tournament timer logic built-in  
32,000 move disk opening book  
\$49.95 (does NOT require SDOS)

\*SDOS is a registered trademark of Software Dynamics.  
\*CHESSD is a trademark of Software Dynamics.

# *THE FOURTH YEAR OF RAINBOW*

*An Index to the Articles,  
Reviews and Authors  
Appearing in THE RAINBOW from  
July 1984 through June 1985,  
including a complete index to  
RAINBOW ON TAPE since  
its inception, April 1982  
through June 1985.*

*Compiled and Edited  
by  
Leslie A. Foster*

*Copyright© 1985, Falsoft, Inc.*

## AN INDEX TO THE RAINBOW JULY 1984 - JUNE 1985

This is the third index to the *Rainbow*. —there have been changes made in response to requests from readers.

—the subject headings have been increased in order to make finding articles easier  
—short descriptions of the articles have been added if the title is not clear  
—any corrections noted in later issues are indicated  
—a program that is on "Rainbow on Tape" is indicated by \*

The subject breakdown, and number of items per heading are shown below.

|                                 |
|---------------------------------|
| ASSEMBLY LANGUAGE - 10          |
| BUSINESS - 12                   |
| CASSETTE - 4                    |
| CLUBS - 3                       |
| COMMUNICATIONS - 12             |
| DATABASE MANAGEMENT - 8         |
| DISK - 12                       |
| EDUCATION - ELEMENTARY - 25     |
| EDUCATION - GENERAL - 22        |
| EDUCATION - LOGO - 4            |
| GAME - 20                       |
| GAME - ACTION - 5               |
| GAME - ADVENTURE - 18           |
| GAME - SIMULATION - 8           |
| GENERAL - 8                     |
| GRAPHICS - 29                   |
| HARDWARE PROJECT - 17           |
| HARDWARE TUTORIAL - 2           |
| HOME APPLICATION - 2            |
| HOME FINANCE - 14               |
| MUSIC - 3                       |
| OPERATING SYSTEMS - FLEX - 2    |
| OPERATING SYSTEMS - GENERAL - 1 |
| OPERATING SYSTEMS - OS9 - 20    |
| PASCAL - 11                     |
| PRINTER - 11                    |
| QUESTIONS AND ANSWERS - 23      |
| SOUND SYNTHESIS - 1             |
| TUTORIAL - 28                   |
| UTILITY - 12                    |
| WORD PROCESSING - 1             |
| PRODUCT REVIEWS - 344           |
| AUTHOR INDEX - 340              |
| TOTAL NUMBER OF ARTICLES - 692  |

This index only covers the last year of publication—that is from July 1984 to June 1985. For the index to previous issues, either see the July 1984 issue (page 259) or buy it separately (see "Back issue information" in the table of contents). For those of you who do not yet have the last index, here is a breakdown of the first 3 years of the *Rainbow*:

|                               |
|-------------------------------|
| ASSEMBLY LANGUAGE - 24        |
| BUSINESS - 13                 |
| COMMUNICATIONS - 15           |
| DISK - 30                     |
| DRAGON COMPUTER - 3           |
| EDUCATION - 88                |
| GAMES - 154                   |
| GENERAL - 103                 |
| GRAPHICS - 84                 |
| HOME/HOBBY - 59               |
| MC10 MICRO COLOR COMPUTER - 6 |
| MUSIC - 21                    |
| OS-9 OPERATING SYSTEM - 17    |
| PRINTER - 41                  |
| REVIEWS - 738                 |
| SIMULATION - 7                |
| UTILITY - HARDWARE - 18       |
| UTILITY - SOFTWARE - 98       |
| WORD PROCESSING - 28          |

TOTAL NUMBER OF ARTICLES - 1528

GRAND TOTAL FOR FOUR YEARS OF RAINBOW - 2220

A complete index to "Rainbow on Tape" is included—it is arranged alphabetically by the name of the program, with a short description. It includes all issues from April 1982 to June 1985—a total of about 800 programs

## ASSEMBLY LANGUAGE

- Betts, R. Bartly. "Introducing screen 51." (1984, December) 249\* —51 column text generator.
- Betts, R. Bartly. "It's time to assemble 'round the ol' CoCo." (1984, October) 243\* —Tutorial on assembly language.
- Betts, R. Bartly. "The one great secret to assembly language." (1985, June) 138\* —Hints on writing ML programs.
- Betts, R. Bartly. "School days, school days." (1984, September) 121\* —Tutorial on Assembly language.
- Betts, R. Bartly. "Staging the final scene of the 51-column screen." (1985, February) 110\*
- Betts, R. Bartly. "6809 arithmetic—the way it all adds up." (1985, March) 237 —Instructions in assembly language programming.
- Betts, R. Bartly. "The 6809 instruction set: zeroing in on 'the real thing.'" (1985, January) 242\* —More on the 51 column display.
- Betts, R. Bartly, and Bone, Chris. "Covering the bases with assembly language." (1984, August) 236\* —Start of a beginner's assembly language tutorial.
- Clements, W. C., Jr. "More patches for EDTASM." (1985, July) 124
- Roberts, Steve. "CoComon junior." (1985, February) 164\* —A monitor for machine language programs.

## BUSINESS

- Bonnell, William S. "Watching your cash flow rate of return." (1985, March) 131\* —Determine the cash flow rate of return and present worth of a project.
- Davis, Susan P. "So you want to sell your software part 1." (1985, March) 167 —Helpful hints on how to set up a software business.
- Davis, Susan P. "So you want to sell your software part 2." (1985, April) 154
- Kohn, Joseph. "Purchase order—the order recorder." (1985, May) 172\* —Mail order aid.
- Mir, Jorge. "PERT: Project evaluation and review technique." (1985, March) 140\* —A simple program to do the "PERT" technique. (Corrections, June 1985, page 226)
- Myers, Paul. "Finding the ultimate bargain." (1985, March) 18\* —An example of operational research technique.
- Ray, J. D. "Landlord's helper part 1." (1985, March) 106\* —System to help manage rental property.
- Ray, J. D. "Landlord's helper part 2." (1985, April) 170\*
- Searby, Paul. "Design and development of application software part 4." (1984, September) 258 —Accounts payable system, continued from June 1984.
- Searby, Paul. "Design and development of application software part 5." (1985, January) 280 —Program for small business.
- Weide, Dennis H. "CoCo becomes the paymaster part 1." (1985, March) 58\* —A small business payroll package. (Corrections, May 1985, page 146, and June 1985 page 226)
- Weide, Dennis H. "CoCo becomes the paymaster part 2." (1985, April) 82\*

## CASSETTE

- Curtis, H. Allen. "Link." (1985, January) 58\* —Concatenates RAM records and writes them to tape.
- DiStefano, Tony. "Dualing cassettes." (1984, July) 176 —Make your CoCo drive two or more cassettes.
- Hetzler, Ed. "Direct to the rescue." (1985, May) 36\* —Index to cassette tapes.
- Latner, Norman. "Getting the most from your cassette recorder." (1985, January) 76 —Comments on making best use of the cassette recorder.

## CLUBS

- "CoCo community." (1984, September) 238 —List of Color Computer clubs
- "CoCo community." (1985, January) 252
- "CoCo community." (1985, April) 234

## COMMUNICATIONS

- Day, R. Wayne. "BBS wrap-up." (1984, November) 66 —A list of BBS's.
- Day, R. Wayne. "Farewell to a pioneer, a look at some updates and a review of a new arrival." (1985, April) 70 —News from the BBS world and review of Mikeyterm.
- Day, R. Wayne. "Modeming across America." (1984, November) 72 —Lesson on terminal programs and hints.
- Day, R. Wayne. "Welcome to the world of telecommunications." (1984, October) 126 —Getting started with modems and BBS's etc.
- Day, Wayne. "A guide to the do's and don'ts of modeming." (1985, February) 99
- DiStefano, Tony. "The modem to printer connection." (1984, October) 66 —Print while using your modem.
- Downard, Dan. "Ham radios and CoCos: a great combination." (1984, November) 250
- Goodman, Martin H. "Weather or not." (1985, February) 42\* —Make your own satellite weather maps. (Correction, Apr. page 226)
- Gossette, Frank. "CC Talk: smart terminal package." (1984, November) 50\* —A terminal program for the CoCo. (Correction, Jan., 1985, page 232)
- LaBonville, Helene M. "RS-232 interface cable for data communication equipment." (1984, November) 89 —Shows how to make your own cable.
- Lester, Lane. "Rainboard 1984." (1984, November) 44\* —Update to the Rainboard BBS.
- Sharp, Tony. "Adding an auto answer." (1984, November) 18 —Add an auto-answer to the Modem I

## DATABASE MANAGEMENT

- Nolan, Bill. "Developing a database manager part 1." (1984, July) 64 —Creating a disk mailing list program.
- Nolan, Bill. "Developing a database manager part 2." (1984, August) 22
- Nolan, Bill. "Developing a database manager part 3." (1984, September) 111\* —Developing a disk mailing list program.
- Nolan, Bill. "Developing a database manager part 4." (1984, October) 32\* —Use of direct access disk files.
- Nolan, Bill. "Developing a database manager part 5." (1984, November) 245\*
- Nolan, Bill. "Developing a database manager part 6." (1984, December) 256\* —Disk mailing list program. (Correction, Feb., 1985, page 281)
- Scerbo, Fred B. "The world's easiest database." (1985, June) 152\*
- Weir, Robert. "JINFILE: a jumbo information handler with some very special features." (1984, November) 162\* —Special purpose filing program.

## DISK

- Bironas, Dennis. "Super-disk charger puts the 'turbo' in your drives." (1985, June) 113\*
- DiStefano, Tony. "Constructing 16K of EPROM for your disk controller." (1985, March) 54
- Duncan, Wayne H. "The disk to tape transfer...track by track." (1984, August) 229\* —Backup your disks to tape.
- Gani, Paul. "Get it together with disk merge." (1985, February) 175\*
- Schrag, Roger. "Disk drive speed check." (1984, August) 164\*

Leslie A. Foster is a Librarian with Dalhousie Ocean Studies Programme in Halifax, Nova Scotia, Canada. He is the co-editor of "Marine Affairs Bibliography"—an index to law of the sea literature, and has owned a Color Computer since April, 1981.

- Schrag, Roger. "A special use for the DOS command." (1984, November) 140•
- Stearman, Colin J. "Cooking with CoCo part 1." (1984, July) 18• —Exploring CoCo's disk operating system. (Correction, Aug., page 130)
- Stearman, Colin J. "Cooking with CoCo part 3." (1984, September) 74• —Enhance the Disk operating system. (Corrections, Oct., page 237, Nov., page 244)
- Swan, Marvin E. "The diskette directories handler system part 1." (1984, November) 100• —How to organize your diskette files.
- Swan, Marvin E. "The diskette directories handler system part 2." (1984, December) 32• —(Correction, Apr., 1985, page 226)
- Swan, Marvin E. "The diskette directories handler system part 3." (1985, January) 120•
- Zimmer, Charles C. "Block out those troublesome granules with Disktest util." (1985, January) 89• —(Program listing, Feb. 85, p.250)

## EDUCATION - ELEMENTARY

- Albrecht, Bob ; and Zamora, Ramon. "Binary birthday cakes, letters and more wordsworths." (1985, January) 48 —Comments for parents of small children.
- Albrecht, Bob ; and Zamora, Ramon. "Determining the fate of wandering star." (1985, April) 140 —Short programs for 3-8 year old children.
- Albrecht, Bob ; and Zamora, Ramon. "The gateway to adventure." (1984, November) 81• —Easy to play adventure game.
- Albrecht, Bob ; and Zamora, Ramon. "Having fun with number patterns." (1985, February) 253 —Exercises for children.
- Albrecht, Bob ; and Zamora, Ramon. "Letters, books and dreams of the future." (1984, August) 53 —General information useful to parents.
- Albrecht, Bob ; and Zamora, Ramon. "Play together, learn together." (1984, September) 44 —Examples from the game 'Reverse'
- Albrecht, Bob ; and Zamora, Ramon. "Wandering star finds a gourmet oasis." (1985, May) 181•
- Albrecht, Bob ; and Zamora, Ramon. "Wandering star learns to PEEK." (1985, June) 229• —Hints on the PEEK command.
- Blyn, Steve. "Gathering information from the CoCo encyclopedia." (1984, December) 174•
- Blyn, Steve. "A geometric treasure hunt." (1985, May) 81• —Elementary coordinate geometry.
- Blyn, Steve. "Helping youngsters develop their dictionary skills." (1984, November) 254•
- Blyn, Steve. "If at first you don't succeed read the directions." (1984, October) 52• —Teaches children to follow directions.
- Blyn, Steve. "Learning the signs." (1984, August) 107• —Simple additions.
- Blyn, Steve. "A serendipitous learning experience." (1985, June) 45• —Elementary education game.
- Blyn, Steve. "The value of comparison shopping." (1985, February) 64• —Consumer education program for children.
- Dacus, Judy M. ; and Dacus, David M. "The CoCo school marm part 1." (1984, September) 161• —Spelling drill and practice.
- Dacus, Judy M. ; and Dacus, David M. "The CoCo school marm part 2." (1984, October) 25• —Spelling drill and practice.
- Paravati, Joseph S. "The old fashioned clock." (1984, September) 25• —Make your CoCo look like an analogue clock.
- Plog, Michael. "Expanding the computer's role in student testing." (1985, May) 31
- Ramella, Richard. "Molto di Mars." (1985, June) 18• —Game to learn multiplication.
- Saito, Fran ; and Albrecht, Bob. "Putting things in order." (1984, July) 52
- Scerbo, Fred B. "Let CoCo talk you into a better education." (1985, February) 118• —A math program using the Voice-pak.
- Scerbo, Fred B. "The multi math drillier." (1984, September) 225•
- Taylor, James F. "The ABC game." (1984, September) 156• —Game to learn the a-b-c's. (Correction, Jan., 1985, page 232)
- Wilfore, John F. "Word acrambler for spelling lists." (1984, September) 131•

## EDUCATION - GENERAL

- Blyn, Steve. "Computing interest payments." (1985, March) 175• —Program to demonstrate interest calculations.
- Blyn, Steve. "Create a calendar." (1984, September) 86• —Make your own calendars on a printer.
- Blyn, Steve. "Does this sentence make sense?" (1985, April) 161• —Program to drill on sentence structure.
- Blyn, Steve. "Helping youngsters form categories." (1985, January) 55•
- Kinney, Gary. "Multiple choice test generator." (1984, September) 57•
- Kolar, Joseph. "Using tables to assist in programming." (1985, February) 235• —Program to teach English.
- Plog, Michael. "A practical alternative for creating a pupil database." (1985, January) 159 —Let your class do something practical.
- Plog, Michael. "Are computers producing unrealistic expectations?" (1984, December) 265• —Comments on micros in schools.
- Plog, Michael. "The computer as a classroom tool." (1984, October) 23 —Discussion of the micro in schools.
- Plog, Michael. "The computer as a teacher." (1984, July) 48 —The microcomputer in education.
- Plog, Michael. "New trends in educational computing." (1985, June) 55
- Plog, Michael. "Opposing views on computers in education." (1984, September) 119 —Discussion of the micro in schools.
- Plog, Michael. "A question of intelligence and Anthropomorphic charm." (1985, April) 167 —Comments about micros in schools.
- Plog, Michael. "Reading vs. computers." (1985, March) 182 —Comments on micros in schools.
- Plog, Michael. "The rise of the microcomputer." (1984, August) 51 —Use of the micro in schools.
- Plog, Michael. "The 'system' and its important procedures." (1984, November) 252 —Comments on micros in schools.
- Plog, Michael. "Using your computer to help develop classroom material." (1985, February) 181 —Comments on micros in schools.
- Rhead, Valerie. "Teachers need spirit masters." (1984, September) 140 —Use your printer to make stencils.
- Scerbo, Fred B. "The CoCo tournament programs." (1984, October) 104• —Program to generate pairings for any type of tournament.
- Scerbo, Fred B. "Getting ready for the fall." (1984, August) 38• —Super math worksheet generator program.
- Scerbo, Fred B. "Some educational programs to help make learning fun." (1985, April) 74•
- Scerbo, Fred B. "Three trips to the well." (1984, July) 162• —3 programs requested by readers.

## EDUCATION - LOGO

- Inman, Don. "Color Logo with printing." (1984, October) 174 —Discusses the 'print' command in Logo.
- Inman, Don. "Education through graphics." (1984, August) 134 —Some examples of Logo programs.
- Inman, Don. "Exploring the angles of BASIC and LOGO." (1984, July) 122 —Compares graphics by Basic or Logo.
- Peterson, Dale. "Greetings from Uncle Bert." (1984, July) 117 —Many Logo examples.

## GAME

- Brunotte, Benjamin W. "Rat maze." (1985, May) 105•
- Clerc, Donald R. "Reverse." (1984, July) 67•
- Cummings, Gil. "Attack of the key bombers." (1984, August) 148• —Simple game for children.
- Dimitri, Amir. "Tell your fortune with Tarot." (1984, October) 74•
- Gage, Larry K. "The mad adder." (1984, September) 147• —Mathematical logic type game.
- Gray, Tom. "Computer cupid." (1985, February) 76• —Valentine's day game.
- Green, Robert L. "Test your 'eye-q' by figuring the clue." (1985, May) 164• —Eye-Q game.

- Hallen, Tony. "It's a mystery." (1984, September) 90• —Determine the name of a country from clues.
- Hamilton, Daniel. "Space race." (1985, February) 86•
- Judd, Daryl. "Granny's peg game challenge." (1985, June) 99• —Like Hi-Q.
- Kaste, Martin. "The hi-res lowercase punctuation interplanetary fruit fly baby." (1985, January) 140•
- Knolhoff, Mike. "Hail to the chiefs: in pursuit of presidential trivia." (1984, October) 146•
- Paravati, Joseph S. "Geographics." (1984, September) 177• —Hi-res game to learn 50 states and capitals.
- Ramella, Richard. "See how your memory stacks against these number jacks." (1985, May) 25• —Memory game.
- Richardson, Mel. "Guess right, guess wrong—name that song!" (1985, June) 163• —Like name that tune.
- Rogers, Robert T. "A journey through the jungle." (1984, August) 18• —Graphics game for 4K. (Correction, Nov., page 244)
- Scerbo, Fred B. "Return of the Hangmenoids!" (1985, May) 131• —Talking hangman game.
- Tanzer, Mill. "But, who was Colonel Potter's horse?" (1984, August) 67• —A Trivial Pursuit like game.
- Taylor, D. "Junk food." (1984, November) 90•
- Wagorn, Paul. "Loole wants you to join the penguin patrol." (1985, February) 33•

## GAME - ACTION

- Franklin, Shane. "The road race." (1984, November) 36• —A game with racing cars.
- Husak, Charles. "Quest of the dragon's gold." (1984, August) 25• —Arcade type game. (Correction, Nov., page 244)
- Petersen, Jens. "Chopper assault." (1985, June) 26•
- Repasy, Michael. "Run for your life!" (1985, April) 18• —Survival on a strange planet.
- Wood, James H. "Hi-res racer." (1985, March) 124• —Car racing game.

## GAME - ADVENTURE

- Bourgeois, Jacques. "The trip." (1984, August) 90• —Hi-res adventure game. (Corrections, Oct., page 237; Jan., 1985, page 232)
- Firedrake, George ; and Albrecht, Karl. "Every character can do some things well." (1985, May) 150 —Adventure game hints.
- Firedrake, George ; and Albrecht, Karl. "Issuing orders for our heroic fantasy adventurers." (1985, April) 131 —Play by mail game for beginners.
- Firedrake, George ; and Albrecht, Karl. "Role playing games are effective learning tools." (1985, June) 148 —Comments about adventure games.
- Firedrake, George ; and Albrecht, Karl. "Use imagination and creativity with role playing games." (1985, February) 85•
- Firedrake, George, and Canfil, Art. "Designing your own adventure." (1985, January) 128•
- Firedrake, George ; and Canfil, Art. "Playing the game of heroic fantasy." (1984, November) 120 —Comments about adventure games.
- Firedrake, George, and Canfil, Art. "Role playing games are not computer games." (1984, September) 20 —Article about adventure games in general.
- Firedrake, George ; and Canfil, Art. "Setting the scene." (1984, August) 232 —How to write adventure games.
- Franks, Bill. "The caverns of death." (1984, July) 132•
- Mitchell, Steven C. "Rescue on alpha II." (1984, December) 66• —Winner of second annual adventure contest. (Correction, Apr., 1985, page 226)
- Nelson, Mark. "The head of the beast." (1984, December) 90• —Adventure contest winner for 16K.
- Nickols, Kevin. "The vote is in." (1984, December) 64 —Winners of the second annual adventure contest.
- Ramella, Richard. "A night of horrors in Lurkley Manor." (1985, March) 42•

- Scerbo, Fred B. "Answer the challenge of the demon's defiance." (1985, March) 77 • —Originally written for the MC-10.
- Springer, Charles. "Experience the thrill of adventure." (1985, March) 33 —Announcement of third annual adventure contest.
- Tilenius, Eric. "The adventure writer's toolkit." (1985, April) 105 • —Tutorial on writing adventures.
- Tilenius, Eric W. "The Arconia assignment." (1984, July) 90 • —Anniversary 'scratch and sniff' adventure. (Correction, Sept., page 234)

#### GAME - SIMULATION

- Franklin, William G. "Sopwith with CoCo files again." (1984, August) 74 • —Instrument flight simulator. (Correction, Nov., page 244)
- Meador, Gene. "You gotta pay the rent!" (1984, July) 26 • —'Monopoly' type game. (Correction, Oct., page 237)
- Pfeifer, Christopher. "Surface!" (1985, April) 42 • —Winner of the second annual simulation contest—North Pole in a submarine.
- Springer, Charles. "Announcing The Rainbow's 2nd annual simulation contest." (1984, July) 156
- Springer, Charles. "The decision has been made!" (1985, April) 36 —Results of the second annual simulation contest.
- St. Jacques, Rene. "Cardio." (1985, April) 58 • —Second annual simulation contest graphics winner—simulates heart attack and treatment.
- Tyson, Robert K. "Computer simulation for fun and profit part 2: exogenous human interaction simulation—the stock market." (1984, August) 119 •
- Tyson, Robert K. "Computer simulations for fun and profit." (1984, July) 186 • —Creating simulations for the CoCo.

#### GENERAL

- Foster, Leslie A. "Three years of Rainbow." (1984, July) 259 —Index from July 1981 to June 1984.
- Hogg, Frank. "Yet another CoCo2?" (1985, February) 263 —Describes the Korean CoCo and XEX.
- Kolar, Joseph. "Try corresponding with talking computer tapes." (1984, July) 114 —Correspond with cassette tapes with voice and programs.
- "RAINBOWfest report." (1985, January) 18
- Reed, Jim. "RAINBOWfest report." (1984, September) 18
- Rosen, Bob. "My CoCo is not IBM compatible." (1984, October) 238 —Compares CoCo to IBM.
- White, Richard A. "An introduction to spreadsheets." (1985, April) 146 —Overview of spreadsheet software.
- White, Richard A. "Let's create a spreadsheet." (1985, May) 98 —Alternate uses for the spreadsheet.

#### GRAPHICS

- Crooks, Mary. "Like sands through the hourglass." (1985, January) 156 • —Short graphics routine for visual entertainment. (Correction, May 1985, page 148)
- Curtis, H. Allen. "Quick draw CoCo." (1985, May) 59 • —Quicker graphics from BASIC.
- Davis, Robert, III. "Of Porsche, these wheels are spectacular." (1985, April) 238 • —Graphics program to draw a Porsche.
- Duke, Bill. "Ring in the Olympics!" (1984, August) 156 • —Draw the Olympic symbol.
- Faulstich, Paul. "Creating Moire patterns in PMODE4." (1984, October) 18 • —(Correction, Feb., 1985, page 281)
- Fearing, Marlene. "Home sweet home." (1985, January) 28 • —Uses graphics to draw a house.
- "Graphics quickies." (1985, January) 146 —7 short graphic programs.
- Hoffman, Paul S. "Preserving the classics by patching Art Gallery." (1984, October) 131 • —Print pictures from Art Gallery.
- Inman, Don. "Build a honeycomb from BASIC." (1984, September) 100 —Compares graphics between Basic and Logo.

- "Introducing the CoCo art gallery." (1985, May) 162 —Samples of graphic art.
- Jones, Ed.; Clifton, Gene; and Davis, Wayne. "The home hurricane tracking station." (1984, October) 161 •
- Judd, Daryl. "Send in the clowns." (1985, June) 80 • —Graphics demo
- Kalinowski, Francis S. "CoCo season's greeting cards." (1984, December) 131 • —Christmas cards on your printer.
- Kohn, Joseph. "For PMODE4 screen enlargement there's Blowup." (1984, October) 57 • —Manipulate graphics.
- Kolar, Joseph. "Imagination and a few simple graphics techniques." (1984, August) 158 —Using the CHR5 (128) to CHR5 (255) graphic set.
- Kolar, Joseph. "Practicing Line and Draw without drudgery." (1984, September) 109
- Kolar, Joseph. "Season's greetings." (1984, December) 60 • —4 color animated Christmas greeting.
- Kromeke, Michael B. "Pictures perfect with Prowriter." (1985, May) 18 • —Screen dump program.
- Miller, Paul Vernon. "Different sights and sounds with graphics bazaar." (1985, February) 246 •
- Poulosky, Paul. "Calling All CoCo Nuts." (1985, March) 164. • —Graphics demo of the Rainbow.
- Preble, Brian. "The art of joystick painting." (1984, October) 97 • —(Correction, Mar., 1985, page 229)
- Roden, Brian. "Live and in concert on CoCo's stage." (1985, April) 124 • —Animated graphics while playing music.
- Sabo, Rita. "Animatic: automatic animation." (1985, June) 58 •
- Scerbo, Fred B. "EZ graphics—'85 style." (1985, January) 32 • —Tutorial on graphics procedures.
- Scerbo, Fred B. "Football fever part 1." (1984, November) 177 • —Makes football helmets by team.
- Scerbo, Fred B. "Football fever part 2." (1984, December) 107 •
- Schmidt, Jim. "Lo-res graphics for the ASCII-ing." (1984, October) 90 •
- Stumpf, Peter. "A Fourth of July celebration." (1984, July) 74 • —Music and graphics for the 4th of July.
- Trevor, Alexander B. "It is better to PUT than to GET." (1985, January) 23 •

#### HARDWARE PROJECT

- Athey, T. Whit. "Interface your own circuit to the Color Computer." (1984, July) 138 —Build an I/O board for the CoCo. (Correction, Oct., page 237)
- Athey, T. Whit; and Athey, Susan C. "Interfacing your own circuits part 2: the programmable chip." (1984, August) 138 • —More on the general purpose I/O interface.
- DiStefano, Tony. "Adding a numeric keypad to your CoCo." (1985, April) 163
- DiStefano, Tony. "Force a cold start from reset with this simple project." (1984, November) 130 —A hardware mod to change reset.
- DiStefano, Tony. "How to hook up the Radio Shack video synthesizer." (1985, May) 55 •
- DiStefano, Tony. "Lights! Camera! CoCo!" (1984, December) 24 —CoCo controlled light show.
- Goodman, Martin H. "How to fix your CoCo 2 disk controller." (1985, February) 149
- Howe, Clay. "Color Basic ROM switcher." (1985, April) 98
- LaBonville, Helene M. "Get your feet wet with these paddles!" (1984, August) 131 —Make your own joysticks. (Correction, Oct., page 237)
- Lewandowski, Dennis. "128K the easy way." (1984, December) 162 •
- Lill, Michael J. "Routing switcher keeps the talk interchanging." (1985, April) 32 —Expand serial port to handle more devices.
- Schreier, Jan Pieter. "Turn your monitor inside out." (1985, April) 116 —Invert the video with hardware.
- Shaver, J. O. "Play your favorite games with no wires attached." (1985, June) 105 • —Wireless joysticks.
- Stearman, Colin J. "CoCo chronograph." (1985, June) 83 • —Add a real time clock.
- Stearman, Colin J. "Cooking with CoCo part 2." (1984, August) 170 • —How to construct a simple plug-in cartridge programmer for the 2764 BK EPROM. (Correction, Sept., page 234)

- Stearman, Colin J. "Cooking with CoCo part 6." (1984, December) 154 • —Add a parallel port (Correction, Feb., 1985, page 281)
- Stearman, Colin J. "Cooking with CoCo part 8." (1985, February) 146 —How to program an EPROM.

#### HARDWARE TUTORIAL

- DiStefano, Tony. "The HALT pin and its function." (1984, September) 174 —Discusses one of the connectors on the cartridge connector.
- DiStefano, Tony. "A look at how the Multi-pak interface works." (1985, February) 56

#### HOME APPLICATION

- Ball, James D. "Christmas card file and labeler." (1984, December) 42 • —(Correction, Mar., 1985, page 229)
- Schmidt, Jim. "File it with The Message Center." (1984, November) 28 • —Use the CoCo for in-home communications.

#### HOME FINANCE

- Carson, Edward W. "Home management made easier." (1984, November) 132 • —Some routines to calculate interest etc.
- Hyre, Leonard. "Watching it all add up with the IRA projection." (1984, August) 84 • —Find out the value of your retirement fund.
- Kalinowski, Francis S. "Lil' ole interest monitor." (1984, September) 51 • —Calculates the interest earned on up to 11 bank accounts, certificates, etc.
- Lewin, Gordon. "How to figure foreign currency exchange rates." (1985, March) 161 •
- Lowrie, Patrick H., Jr. "Barometer on the stock market." (1985, March) 170 • —Gauge your own performance on the stock market.
- Mir, Jorge. "Take stock of your portfolio with Pro-Color-File." (1984, October) 45 —Shows applications of Pro-Color-File.
- Portillo, Roland B. "Home financial statement." (1985, March) 87 •
- Tucker, Walter J. "You can invest in this one—T-Bill computation." (1985, March) 153 • —Figure out the benefits of a Treasury Bill investment.
- White, Richard A. "Creating the Rainbow checkbook part 1." (1984, September) 126 —Checkbook balancer.
- White, Richard A. "Creating the Rainbow checkbook part 2." (1984, October) 250
- White, Richard A. "Creating the Rainbow checkbook part 3." (1984, November) 126
- White, Richard A. "Creating the Rainbow checkbook part 4." (1984, December) 124
- White, Richard A. "Creating the Rainbow checkbook part 5." (1985, January) 233 • —(Correction, Apr., page 226)
- White, Richard A. "Spreadsheet application for home economics: buying a car." (1985, June) 238

#### MUSIC

- Mix, Ron. "Learn the ivory keyboard with piano note tutor." (1985, June) 92 • —Assist learning the piano.
- Rogers, Robert T. "Holly, jolly holidays." (1984, December) 18 • —Play your favorite Christmas carols.
- Vasconi, Eugene. "Chopin's minute waltz." (1985, June) 130 • —Music demo using PLAY.

#### OPERATING SYSTEMS - FLEX

- Hogg, Frank. "More 128K." (1985, January) 269
- Hogg, Frank. "128K and FLEX." (1984, December) 286

#### OPERATING SYSTEMS - GENERAL

- Searby, Paul. "Operating systems: another point of view." (1984, July) 279 —Compares FLEX and OS-9.

## OPERATING SYSTEMS - OS9

- Den Beste, Steve. "The OS-9 device driver." (1984, November) 259
- Harris, Timothy A. "Mail09." (1985, June) 249 — Database program in BASIC09
- Hogg, Frank. "Structure out of chaos: building logical pathways." (1984, August) 246
- Lantz, Brian A. "Restoring your OS-9 file." (1985, March) 265
- McGarry, Donald L. "Hierarchal directory." (1985, May) 244 — Complete disk directory in OS-9
- Middaugh, Lew. "Random numbers for the OS-9 C compiler." (1985, January) 272
- Puckett, Dale. "Genius, assembly tips and a bilingual benchmark." (1984, August) 257
- Puckett, Dale. "Reflections, hopes and five helpful listings." (1984, September) 248
- Puckett, Dale L. "Closer to UNIX." (1984, December) 271
- Puckett, Dale L. "Designing your own procedure files." (1984, July) 291
- Puckett, Dale L. "First anniversary special: an interview with Ken Kaplan." (1984, October) 261
- Puckett, Dale L. "Fun with a CoCo Easter Bunny and more." (1985, April) 264
- Puckett, Dale L. "Good application software is essential to OS-9's health." (1985, May) 250
- Puckett, Dale L. "News, hints and answers." (1985, June) 252 — Questions and answers on OS9.
- Puckett, Dale L. "An overview of programs, corrections and more." (1985, March) 256
- Puckett, Dale L. "Potpourri! A medley of hints and tips." (1985, February) 269
- Puckett, Dale L. "Transportation to hacker heaven: and two useful routines." (1984, November) 280
- Robitaille, Charles. "Get a 'boot' out of OS-9." (1985, February) 283
- Schechter, Gerry. "Filecopy—a handy OS-9 utility." (1985, February) 242 — (Correction, May 1985, page 148)
- Schechter, Gerry. "Tidy up listings with Listfile." (1985, February) 275

## PASCAL

- Eastham, Daniel Adams. "Block structure and recursion." (1985, January) 261 •
- Eastham, Daniel Adams. "Building a program a piece at a time." (1985, March) 247 •
- Eastham, Daniel Adams. "Combining Pascal with assembly language." (1985, April) 264 •
- Eastham, Daniel Adams. "Constructing complex data." (1984, October) 265 •
- Eastham, Daniel Adams. "Examining the Part I." (1984, September) 265 •
- Eastham, Daniel Adams. "Expressions and statements." (1984, August) 250
- Eastham, Daniel Adams. "Graphic-ing with PASCAL." (1985, May) 235 •
- Eastham, Daniel Adams. "Pointers and the heap." (1985, February) 278
- Eastham, Daniel Adams. "Procedures and functions." (1984, November) 271
- Eastham, Daniel Adams. "Welcome to Pascal." (1984, July) 284
- Eastham, Daniel Adams. "What goes in must come out." (1984, December) 294 •

## PRINTER

- Bailey, David. "Zoro the zero slasher." (1984, July) 84 • — Puts slashes in the zeros.
- Brunotte, Benjamin W. "Personalize your printout with Script." (1985, May) 68 • — CGP-115 printer utility.
- Gain, Richard. "Is your printer on-line." (1984, September) 106
- Kohn, Joseph. "Putting the Okidata ML92 to work." (1985, May) 89 •
- Lack, Richard. "Get the picture with Gemini screen print." (1985, May) 45 • — Screen dump program.
- Lai, Stephen. "Neat little columns two by two." (1985, May) 42 • — Format listings in two columns.
- "Printer comparison chart." (1985, May) 178
- Sanford, James A. "Formatter." (1985, May) 124 • — Program to format program listings.

- Scoffin, Brad. "Casslab: a music tape organizer." (1984, July) 174 • — Makes cassette labels.
- Tobias, Brad. "Miss Liberty." (1984, July) 61 — Use Printer art from Nov 83 to draw a Picture.
- White, Richard A. "Deciphering printer control codes." (1985, March) 28

## QUESTIONS AND ANSWERS

- Downard, Dan. "Downloads." (1984, July) 276
- Downard, Dan. "Downloads." (1984, August) 244
- Downard, Dan. "Downloads." (1984, September) 244
- Downard, Dan. "Downloads." (1984, October) 258
- Downard, Dan. "Downloads." (1984, November) 268
- Downard, Dan. "Downloads." (1984, December) 268
- Downard, Dan. "Downloads." (1985, January) 258
- Downard, Dan. "Downloads." (1985, February) 260
- Downard, Dan. "Downloads." (1985, March) 244
- Downard, Dan. "Downloads." (1985, April) 252
- Downard, Dan. "Downloads." (1985, May) 232
- Downard, Dan. "Downloads." (1985, June) 246
- Eilers, Ed. "Earth to Ed." (1984, July) 190
- Eilers, Ed. "Earth to Ed." (1984, August) 240
- Eilers, Ed. "Earth to Ed." (1984, September) 236
- Eilers, Ed. "Earth to Ed." (1984, October) 234
- Eilers, Ed. "Earth to Ed." (1984, November) 190
- Eilers, Ed. "Earth to Ed." (1984, December) 172
- Eilers, Ed. "Earth to Ed." (1985, January) 175
- Eilers, Ed. "Earth to Ed." (1985, March) 82
- Eilers, Ed. "Earth to Ed." (1985, April) 230
- Eilers, Ed. "Earth to Ed." (1985, May) 228
- Eilers, Ed. "Earth to Ed." (1985, June) 156

## SOUND SYNTHESIS

- Spiller, Jeremy. "Analog to digital and back again." (1985, June) 36 •

## TUTORIAL

- Blyn, Steve. "Hexadecimal happiness." (1984, July) 150 • — Tutorial on binary, decimal and hexadecimal systems.
- Boyle, John D. "Applying subroutines to simplify and sharpen displays." (1985, February) 131 •
- Boyle, John D. "How not to let the bugs bite in your cassette merge program." (1985, February) 158 • — How to merge programs from cassette.
- Broadwater, Steven R. "Floating point math." (1985, February) 18 — Explains math bug in 1.1 ROM.
- DiStefano, Tony. "How to follow a memory map." (1985, June) 144
- DiStefano, Tony. "An introduction to the inside of CoCo2." (1985, January) 68 — Shows what is inside the CoCo2.
- DiStefano, Tony. "Popular misconceptions and common problems." (1984, August) 190 — Helpful hints about disk I/O, sticky keys, etc.
- Eilers, Ed. "EDIT mode subcommands." (1985, May) 148
- Kluck, Andy. "Everything you always wanted to know about the CoCo but Radio Shack didn't tell you." (1984, August) 109 — Expands the Radio Shack documentation.
- Kluck, Andy. "Everything you always wanted to know about the Color Computer but Radio Shack didn't tell you." (1984, September) 36 — Speed up tape I/O, another way to merge cassette programs.
- Kluck, Andy. "Everything you always wanted to know about the Color Computer but Radio Shack didn't tell you." (1984, October) 38 — How Get and Put can speed up animation.
- Kluck, Andy. "Everything you always wanted to know about the Color Computer but Radio Shack didn't tell you." (1984, November) 157 — Disk basic and hex and octal conversions.
- Kluck, Andy. "Everything you always wanted to know about the Color Computer but Radio Shack didn't tell you." (1984, December) 30 • — Gives details of the various CoCo ROM's.

- Kolar, Joseph. "Finding a wealth of CoCo knowledge in Rainbow hints." (1984, December) 245 • — Hints for newcomers.
- Kolar, Joseph. "Further venturing with program tables." (1985, March) 97 • — More hints for newcomers.
- Kolar, Joseph. "Getting better acquainted with the DRAW statement." (1985, June) 158 •
- Kolar, Joseph. "Make the most of versatile EDIT." (1985, April) 242 • — Instruction on the EDIT command.
- Kolar, Joseph. "An open-ended exploration." (1985, January) 85 • — Hints for newcomers.
- Kolar, Joseph. "A problem solver's day at the races." (1984, October) 60 — Mathematical problem solving example.
- Kolar, Joseph. "Simple programs: a learning experience for all." (1984, November) 151 — An introduction for newcomers.
- Kolar, Joseph. "Teaching CoCo its ABC's." (1985, May) 144 • — Use of the DRAW statement.
- Stearman, Colin J. "Cooking with CoCo part 4." (1984, October) 180 • — Some patches to make keyboard entry easier.
- Tauli, T. C. "Joystick-to-itiveness." (1985, March) 232 • — How to use joysticks to make selections from a menu.
- White, Richard A. "Analyzing more BASIC." (1985, February) 152 • — Uses Rainbow checkbook to explain some programming.
- White, Richard A. "Variables revisited." (1984, July) 128 — Hints about using variables in Basic.
- White, Richard A. "Weird and wonderful." (1984, August) 115 — How to get a Print Using in Color Basic.
- White, William R. "Simplifying use of the SOUND command." (1985, June) 42 •
- Witham, Burt, Jr. "To pack or not to pack: that's an easy question." (1984, October) 140 — Discusses compressing Basic statements.

## UTILITY

- Behr, Gary L. "The keyboard cassette editing system." (1985, January) 42 • — Short program to start and stop cassette.
- Betts, R. Bartly. "At your request: Readers' most frequent questions answered." (1985, May) 73 • — More on the 51-column screen.
- Chadwick, Curt. "CLOAD command fixer." (1984, November) 116 • — Patch to make CLOAD work better.
- Curtis, H. Allen. "Expanding Little e's powers." (1984, October) 119 • — Enhancements to an editor from April 1984.
- Curtis, H. Allen. "Scroll control and LLIST master." (1985, January) 150 • — (Correction, Apr., page 226)
- Curtis, H. Allen. "Trap that error." (1984, August) 61 • — Adds an 'on error goto' like syntax. (Correction, Oct., page 237)
- Davidson, Michael. "EZ list." (1984, November) 23 • — Machine program to make listing programs easier.
- Dwight, Jeffrey. "Put your programs on 'automatic.'" (1985, February) 128 • — Auto-load programs
- Robbins, Joel. "CoCopadd!" (1985, February) 140 • — Convert CoCo to a calculator.
- Rutter, Richard W. "Enhance your keyboard input with buffer stuffer." (1985, February) 90 • — A machine language program to add new commands.
- Stearman, Colin J. "Cooking with CoCo part 5." (1984, November) 146 • — Some new commands for CoCo. (Correction, Jan., 1985, page 232)
- Stearman, Colin J. "Cooking with CoCo part 7." (1985, January) 164 • — Some more additions to CoCo's vocabulary.

## WORD PROCESSING

- Basargekar, Ashok. "A simple text processor." (1985, January) 103 • — Assembly language word processor. (Correction, Mar., page 229)

**AUTHOR INDEX**

- Albrecht, Bob; and Zamora, Ramon. "Binary birthday cakes, letters and more wordsworth." (1985, January) 48 —Comments for parents.
- Albrecht, Bob; and Zamora, Ramon. "Determining the fate of wandering star." (1985, April) 140 —Short programs for 3-8 year old children.
- Albrecht, Bob; and Zamora, Ramon. "The gateway to adventure." (1984, November) 81 —Game.
- Albrecht, Bob; and Zamora, Ramon. "Having fun with number patterns." (1985, February) 253 —Exercises for children.
- Albrecht, Bob; and Zamora, Ramon. "Letters, books and dreams of the future." (1984, August) 53 —General information useful to parents.
- Albrecht, Bob; and Zamora, Ramon. "Play together, learn together." (1984, September) 44 —Examples from the game 'Reverse.'
- Albrecht, Bob; and Zamora, Ramon. "Wandering star finds a gourmet oasis." (1985, May) 181.
- Albrecht, Bob; and Zamora, Ramon. "Wandering star learns to PEEK." (1985, June) 229 —Hints on the PEEK command.
- Athey, T. Whit. "Interface your own circuit to the Color Computer." (1984, July) 138 —Build an I/O board for the CoCo. (Correction, Oct., page 237)
- Athey, T. Whit; and Athey, Susan C. "Interfacing your own circuits part 2: the programmable chip." (1984, August) 138 —More on I/O interface.
- Bailey, David. "Zero the zero slasher." (1984, July) 64 —Puts slashes in the zeros.
- Bali, James D. "Christmas card file and labeler." (1984, December) 42 —(Correction, Mar. 1985, page 229)
- Basargekar, Ashok. "A simple text processor." (1985, January) 103 —Assembly language word processor. (Correction, Mar., page 229)
- Behr, Gary L. "The keyboard cassette editing system." (1985, January) 42 —Short program to start and stop cassette.
- Betts, R. Bartly. "At your request: Readers' most frequent questions answered." (1985, May) 73 —More on the 51-column screen.
- Betts, R. Bartly. "Introducing screen 51." (1984, December) 249 —51 column text generator.
- Betts, R. Bartly. "It's time to assemble 'round the ol' CoCo." (1984, October) 243 —Tutorial on assembly language.
- Betts, R. Bartly. "The one great secret to assembly language." (1985, June) 138 —Hints on writing ML programs.
- Betts, R. Bartly. "School days, school days." (1984, September) 121 —Tutorial on Assembly.
- Betts, R. Bartly. "Staging the final scene of the 51-column screen." (1985, February) 110.
- Betts, R. Bartly. "6809 arithmetic—the way it all adds up." (1985, March) —Instructions in assembly.
- Betts, R. Bartly. "The 8809 instruction set: zeroing in on 'the real thing.'" (1985, January) 242 —More on the 51 column display.
- Betts, R. Bartly; and Bone, Chris. "Covering the bases with assembly language." (1984, August) 236 —Start of a beginner's assembly language tutorial.
- Bironas, Dennis. "Super-disk charger puts the 'turbo' in your drives." (1985, June) 113.
- Blyn, Steve. "Computing interest payments." (1985, March) 175 —Program to demonstrate interest calculations.
- Blyn, Steve. "Create a calendar." (1984, September) 96 —Make your own calendars on a printer.
- Blyn, Steve. "Does this sentence make sense?" (1985, April) 161 —Program to drill on sentence structure.
- Blyn, Steve. "Gathering information from the CoCo encyclopedia." (1984, December) 174.
- Blyn, Steve. "A geometric treasure hunt." (1985, May) 81 —Elementary coordinate geometry.
- Blyn, Steve. "Helping youngsters develop their dictionary skills." (1984, November) 254.
- Blyn, Steve. "Helping youngsters form categories." (1985, January) 55.
- Blyn, Steve. "Hexadecimal happiness." (1984, July) 150 —Tutorial on binary, decimal and hexadecimal systems.
- Blyn, Steve. "If at first you don't succeed read the directions." (1984, October) 52 —Teaches children to follow directions.
- Blyn, Steve. "Learning the signs." (1984, August) 107 —Simple additions.
- Blyn, Steve. "A serendipitous learning experience." (1985, June) 45 —Elementary education game.
- Blyn, Steve. "The value of comparison shopping." (1985, February) 64 —Consumer education program for children.
- Bonnell, William S. "Watching your cash flow rate of return." (1985, March) 131 —Determine the cash flow rate of return and present worth of a project.
- Bourgeois, Jacques. "The trip." (1984, August) 90 —Hi-res adventure game. (Corrections, Oct., page 237; Jan. 1985, page 232)
- Boyle, John D. "Applying subroutines to simplify and sharpen displays." (1985, February) 131.
- Boyle, John D. "How not to let the bugs bite in your cassette merge program." (1985, February) 158 —How to merge programs from cassette.
- Broadwater, Steven R. "Floating point math." (1985, February) 16 —Explains math bug in 1.1 ROM.
- Brunotte, Benjamin W. "Personalize your printout with Script." (1985, May) 68 —CGP-115 printer utility.
- Brunotte, Benjamin W. "Rat maze." (1985, May) 105.
- Carson, Edward W. "Home management made easier." (1984, November) 132 —Some routines to calculate interest, etc.
- Chadwick, Curt. "CLOAD command fixer." (1984, November) 116 —Patch to make CLOAD work better.
- Clements, W. C., Jr. "More patches for EDTASM." (1985, June) 124.
- Clerc, Donald R. "Reverse." (1984, July) 67.
- Crooks, Mary. "Like sands through the hourglass." (1985, January) 156 —Short graphics routine for visual entertainment. (Correction, May 1985, page 148).
- Cummings, Gil. "Attack of the key bombers." (1984, August) 148 —Simple game for children.
- Curtis, H. Allen. "Expanding Little e's powers." (1984, October) 119 —Enhancements to an editor from April 1984.
- Curtis, H. Allen. "Link." (1985, January) 58 —Concatenates RAM records and writes to tape.
- Curtis, H. Allen. "Quick draw CoCo." (1985, May) 59 —Quicker graphics from BASIC.
- Curtis, H. Allen. "Scroll control and LIST master." (1985, January) 150 —(Correction, Apr., page 226)
- Curtis, H. Allen. "Trap that error." (1984, August) 61 —Adds an 'on error goto' like syntax. (Correction, Oct., page 237)
- Dacus, Judy M.; and Dacus, David M. "The CoCo school marm part 1." (1984, September) 161 —Spelling drill and practice.
- Dacus, Judy M.; and Dacus, David M. "The CoCo school marm part 2." (1984, October) 25 —Spelling drill and practice.
- Davidson, Michael. "EZ list." (1984, November) 23 —Machine program to make listing easier.
- Davis, Robert, III. "Of Porsche, these wheels are spectacular." (1985, April) 238 —Graphics program to draw a Porsche.
- Davis, Susan P. "So you want to sell your software part 1." (1985, March) 167 —Helpful hints on how to set up a software business.
- Davis, Susan P. "So you want to sell your software part 2." (1985, April) 154.
- Day, Wayne. "A guide to the do's and don'ts of modeming." (1985, February) 39.
- Day, R. Wayne. "BBS wrap-up." (1984, November) 66 —A list of BBS's.
- Day, R. Wayne. "Farewell to a 'pioneer,' a look at some updates and a review of a new arrival." (1985, April) 70 —News from the BBS world and review of Mikeyterm.
- Day, R. Wayne. "Modeming across America." (1984, November) 72 —Lesson on terminal programs and hints.
- Day, R. Wayne. "Welcome to the world of telecommunications." (1984, October) 126 —Getting started with modems and BBS's etc.
- Den Beste, Steve. "The OS-9 device driver." (1984, November) 259.
- DiStefano, Tony. "Adding a numeric keypad to your CoCo." (1985, April) 163.
- DiStefano, Tony. "Constructing 16K of EPROM for your disk controller." (1985, March) 54.
- DiStefano, Tony. "Dualing cassettes." (1984, July) 176 —Make your CoCo drive two or more cassettes.
- DiStefano, Tony. "Force a cold start from reset with this simple project." (1984, November) 130 —A hardware mod to change reset.
- DiStefano, Tony. "The HALT pin and its function." (1984, September) 174 —Discusses one of the connectors on the cartridge connector.
- DiStefano, Tony. "How to follow a memory map." (1985, June) 144.
- DiStefano, Tony. "How to hook up the Radio Shack voice synthesizer." (1985, May) 55.
- DiStefano, Tony. "An introduction to the inside of CoCo2." (1985, January) 68 —Shows what is inside the CoCo2.
- DiStefano, Tony. "Light! Camera! CoCo!" (1984, December) 24 —CoCo controlled light show.
- DiStefano, Tony. "A look at how the Multi-pak interface works." (1985, February) 56.
- DiStefano, Tony. "The modem to printer connection." (1984, October) 68 —Print while using your modem.
- DiStefano, Tony. "Popular misconceptions and common problems." (1984, August) 190 —Helpful hints about disk I/O, sticky keys, etc.
- Dimitri, Amir. "Tell your fortune with Tarot." (1984, October) 74.
- Downard, Dan. "Downloads." (1984, July) 276 —Questions and answers.
- Downard, Dan. "Downloads." (1984, August) 244.
- Downard, Dan. "Downloads." (1984, September) 244.
- Downard, Dan. "Downloads." (1984, October) 258.
- Downard, Dan. "Downloads." (1984, November) 268.
- Downard, Dan. "Downloads." (1984, December) 268.
- Downard, Dan. "Downloads." (1985, January) 258.
- Downard, Dan. "Downloads." (1985, February) 260.
- Downard, Dan. "Downloads." (1985, March) 244.
- Downard, Dan. "Downloads." (1985, April) 252.
- Downard, Dan. "Downloads." (1985, May) 232.
- Downard, Dan. "Downloads." (1985, June) 246.
- Downard, Dan. "Ham radios and CoCos: a great combination." (1984, November) 250.
- Duke, Bill. "Ring in the Olympics!" (1984, August) 156 —Draw the Olympic symbol.
- Duncan, Wayne H. "The disk to tape transfer... track by track." (1984, August) 229 —Backup your disks to tape.
- Dwight, Jeffrey. "Put your programs on 'automatic.'" (1985, February) 128 —Auto-load programs.
- Eastham, Daniel Adams. "Block structure and recursion." (1985, January) 261.
- Eastham, Daniel Adams. "Building a program a piece at a time." (1985, March) 247.
- Eastham, Daniel Adams. "Combining Pascal with assembly language." (1985, April) 264.
- Eastham, Daniel Adams. "Constructing complex data." (1984, October) 265.
- Eastham, Daniel Adams. "Examining the Part I." (1984, September) 265.
- Eastham, Daniel Adams. "Expressions and statements." (1984, August) 250.
- Eastham, Daniel Adams. "Graphic-ing with PASCAL." (1985, May) 235.
- Eastham, Daniel Adams. "Pointers and the heap." (1985, February) 278.
- Eastham, Daniel Adams. "Procedures and functions." (1984, November) 271.
- Eastham, Daniel Adams. "Welcome to Pascal." (1984, July) 284.
- Eastham, Daniel Adams. "What goes in must come out." (1984, December) 294.
- Eilers, Ed. "EDIT mode subcommands." (1985, May) 148.
- Eilers, Ed. "Earth to Ed." (1984, July) 190 —Questions and answers.
- Eilers, Ed. "Earth to Ed." (1984, August) 240.
- Eilers, Ed. "Earth to Ed." (1984, September) 238.
- Eilers, Ed. "Earth to Ed." (1984, October) 234.
- Eilers, Ed. "Earth to Ed." (1984, November) 190.
- Eilers, Ed. "Earth to Ed." (1984, December) 172.
- Eilers, Ed. "Earth to Ed." (1985, January) 175.
- Eilers, Ed. "Earth to Ed." (1985, March) 82.
- Eilers, Ed. "Earth to Ed." (1985, April) 230.
- Eilers, Ed. "Earth to Ed." (1985, May) 228.
- Eilers, Ed. "Earth to Ed." (1985, June) 156.
- Faulstich, Paul. "Creating Moire patterns in



- PMODE4." (1984, October) 18 • —(Correction, Feb., 1985, page 281)
- Fearing, Marlene. "Home sweet home." (1985, January) 28 • —Uses graphics to draw a house.
- Firedrake, George; and Albrecht, Karl. "Every character can do some things well." (1985, May) 150 —Adventure game hints.
- Firedrake, George; and Albrecht, Karl. "Issuing orders for our heroic fantasy adventurers." (1985, April) 131 —Play by mail game for beginners.
- Firedrake, George; and Albrecht, Karl. "Role playing games are effective learning tools." (1985, June) 146 —Comments about adventure games.
- Firedrake, George; and Albrecht, Karl. "Use imagination and creativity with role playing games." (1985, February) 85 •
- Firedrake, George; and Cantil, Art. "Designing your own adventure." (1985, January) 128 •
- Firedrake, George; and Cantil, Art. "Playing the game of heroic fantasy." (1984, November) 120 —Comments about adventure games.
- Firedrake, George; and Cantil, Art. "Role playing games are not computer games." (1984, September) 20 —Article about adventure games in general.
- Firedrake, George; and Cantil, Art. "Setting the scene." (1984, August) 232 —How to write adventure games.
- Foster, Leslie A. "Three years of Rainbow." (1984, July) 259 —Index from July 1981 to June 1984.
- Franklin, Shane. "The road race." (1984, November) 36 • —A game with racing cars.
- Franklin, William G. "Sopwith with CoCo flies again." (1984, August) 74 • —Instrument flight simulator. (Correction, Nov., page 244)
- Franks, Bill. "The caverns of death." (1984, July) 132 •
- Gage, Larry K. "The mad adder." (1984, September) 147 • —Mathematical logic type game.
- Gain, Richard. "Is your printer on-line?" (1984, September) 106
- Gani, Paul. "Get it together with disk merge." (1985, February) 175 •
- Goodman, Martin H. "How to fix your CoCo 2 disk controller." (1985, February) 149
- Goodman, Martin H. "Weather...or not." (1985, February) 42 • —Make your own satellite weather maps. (Correction, Apr., page 226)
- Gossette, Frank. "CC Talk: smart terminal package." (1984, November) 50 • —A terminal program for the CoCo. (Correction, Jan., 1985, page 232)
- Gray, Tom. "Computer cupid." (1985, February) 76 • —Valentine's day game.
- Green, Robert L. "Test your 'eye-q' by figuring the clue." (1985, May) 164 • —Eye-Q game.
- Hallen, Tony. "It's a mystery." (1984, September) 90 • —Determine the name of a country from clues.
- Hamilton, Daniel. "Space face." (1985, February) 66 •
- Harris, Timothy A. "Mail09." (1985, June) 249 —Database program in BASIC09.
- Hetzler, Ed. "Direct to the rescue." (1985, May) 36 • —Index to cassette tapes.
- Hoffman, Paul S. "Preserving the classics by patching Art Gallery." (1984, October) 131 • —Print pictures from Art Gallery.
- Hogg, Frank. "More 128K." (1985, January) 269
- Hogg, Frank. "Structure out of chaos: building logical pathways." (1984, August) 246
- Hogg, Frank. "Yet another CoCo2?" (1985, February) 263 —Describes the Korean CoCo and XEX.
- Hogg, Frank. "128K and FLEX." (1984, December) 286
- Howe, Clay. "Color Basic ROM switcher." (1985, April) 98
- Husak, Charles. "Quest of the dragon's gold." (1984, August) 25 • —Arcade type game. (Correction, Nov., page 244)
- Hyre, Leonard. "Watching it all add up with the IRA projection." (1984, August) 84 • —Find out the value of your retirement fund.
- Inman, Don. "Build a honeycomb from BASIC." (1984, September) 100 —Compares graphics between Basic and Logo.
- Inman, Don. "Color Logo with printing." (1984, October) 174 —Discusses the print command in Logo.
- Inman, Don. "Education through graphics." (1984, August) 134 —Some examples of Logo programs.
- Inman, Don. "Exploring the angles of BASIC and LOGO." (1984, July) 122 —Compare graphics by Basic or Logo.
- Jones, Ed; Clifton, Gene; and Davis, Wayne. "The home hurricane tracking station." (1984, October) 161 •
- Judd, Daryl. "Granny's peg game challenge." (1985, June) 99 • —Like Hi-Q.
- Judd, Daryl. "Send in the clowns." (1985, June) 80 • —Graphics demo.
- Kalinowski, Francis S. "CoCo season's greeting cards." (1984, December) 131 • —Christmas cards on your printer.
- Kalinowski, Francis S. "Lil' ole interest monitor." (1984, September) 51 • —Calculates the interest earned on up to 11 bank accounts, certificates, etc.
- Kaste, Martin. "The hi-res lowercase punctuation interplanetary fruit fly baby." (1985, January) 140 •
- Kinney, Gary. "Multiple choice test generator." (1984, September) 57 •
- Kluck, Andy. "Everything you always wanted to know about the CoCo but Radio Shack didn't tell you." (1984, August) 109 —Expands the Radio Shack documentation.
- Kluck, Andy. "Everything you always wanted to know about the Color Computer but Radio Shack didn't tell you." (1984, October) 38 —How Get and Put can speed up animation.
- Kluck, Andy. "Everything you always wanted to know about the Color Computer but Radio Shack didn't tell you." (1984, November) 157 —Disk Basic and hex and octal conversions.
- Kluck, Andy. "Everything you always wanted to know about the Color Computer but Radio Shack didn't tell you." (1984, December) 30 • —Gives details of the various CoCo ROM's.
- Knothoff, Mike. "Hail to the chiefs: in pursuit of presidential trivia." (1984, October) 146 •
- Kohn, Joseph. "For PMODE4 screen enlargement there's Blowup." (1984, October) 57 • —Manipulate graphics.
- Kohn, Joseph. "Purchase order—the order recorder." (1985, May) 172 • —Mail order aid.
- Kohn, Joseph. "Putting the Okidata ML92 to work." (1985, May) 89 •
- Kolar, Joseph. "Finding a wealth of CoCo knowledge in Rainbow hints." (1984, December) 245 • —Hints for newcomers.
- Kolar, Joseph. "Further venturing with program tables." (1985, March) 97 • —More hints for newcomers.
- Kolar, Joseph. "Getting better acquainted with the DRAW statement." (1985, June) 158 •
- Kolar, Joseph. "Imagination and a few simple graphics techniques." (1984, August) 158 —Using the CHR5 (128) to CHR5 (255) graphic set.
- Kolar, Joseph. "Make the most of versatile EDIT." (1985, April) 242 • —Instruction on the EDIT command.
- Kolar, Joseph. "An open-ended exploration." (1985, January) 85 • —Hints for newcomers.
- Kolar, Joseph. "Practicing Line and Draw without drudgery." (1984, September) 109
- Kolar, Joseph. "A problem solver's day at the races." (1984, October) 60 —Mathematical problem solving example.
- Kolar, Joseph. "Season's greetings." (1984, December) 80 • —4 color animated Christmas greeting.
- Kolar, Joseph. "Simple programs: a learning experience for all." (1984, November) 151 —An introduction for newcomers.
- Kolar, Joseph. "Teaching CoCo its ABC's." (1985, May) 144 • —Use of the DRAW statement.
- Kolar, Joseph. "Try corresponding with talking computer tapes." (1984, July) 114 —Correspond with cassette tapes with voice and programs.
- Kolar, Joseph. "Using tables to assist in programming." (1985, February) 236 • —Program to teach English.
- Kromeke, Michael B. "Pictures perfect with Prowriter." (1985, May) 18 • —Screen dump program.
- LaBonville, Helene M. "Get your feet wet with these paddles." (1984, August) 131 —Make your own joysticks. (Correction, Oct., page 237)
- LaBonville, Helene M. "RS-232 interface cable for data communication equipment." (1984, November) 89 —Shows how to make your own cable.
- Lack, Richard. "Get the picture with Gemini screen print." (1985, May) 45 • —Screen dump program.
- Lai, Stephen. "Neal little columns two by two." (1985, May) 42 • —Format listings in two columns.
- Lantz, Brian A. "Restoring your OS-9 file." (1985, March) 265
- Latner, Norman. "Getting the most from your cassette recorder." (1985, January) 76 —Comments on making best use of the cassette recorder.
- Lester, Lane. "Rainboard 1984." (1984, November) 44 • —Update to the Rainboard BBS.
- Lewandowski, Dennis. "128K the easy way." (1984, December) 162 •
- Lawin, Gordon. "How to figure foreign currency exchange rates." (1985, March) 161 •
- Lill, Michael J. "Routing switcher keeps the talk interchanging." (1985, April) 32 —Expand serial port to handle more devices.
- Lowrie, Patrick H., Jr. "Barometer on the stock market." (1985, March) 170 • —Gauge your own performance on the stock market.
- McGarry, Donald L. "Hierarchal directory." (1985, May) 244 —Complete disk directory in OS-9.
- Meador, Gene. "You gotta pay the rent!" (1984, July) 26 • —Monopoly type game. (Correction, Oct., page 237)
- Middaugh, Lew. "Random numbers for the OS-9 C compiler." (1985, January) 272
- Miller, Paul Vernon. "Different sights and sounds with graphics bazaar." (1985, February) 246 •
- Mir, Jorge. "PERT: Project evaluation and review technique." (1985, March) 140 • —A simple program to do the "PERT" technique. (Corrections, June 1985, page 226)
- Mir, Jorge. "Take stock of your portfolio with Pro-Color-File." (1984, October) 45 —Shows applications of Pro-Color-File.
- Mitchell, Steven C. "Rescue on alpha II." (1984, December) 66 • —Winner of second annual adventure contest. (Correction, Apr., 1985, page 226)
- Mix, Ron. "Learn the ivory keyboard with piano note tutor." (1985, June) 92 • —Assist learning the piano.
- Myers, Paul. "Finding the ultimate bargain." (1985, March) 18 • —An example of operational research technique.
- Nelson, Mark. "The head of the beast." (1984, December) 90 • —Adventure contest winner for 16K.
- Nickols, Kevin. "The vote is in." (1984, December) 64 —Winners of the second annual adventure contest.
- Nolan, Bill. "Developing a database manager part 1." (1984, July) 64 —Creating a disk mailing list program.
- Nolan, Bill. "Developing a database manager part 2." (1984, August) 22
- Nolan, Bill. "Developing a database manager part 3." (1984, September) 111 • —Developing a disk mailing list program.
- Nolan, Bill. "Developing a database manager part 4." (1984, October) 32 • —Use of direct access disk files.
- Nolan, Bill. "Developing a database manager part 5." (1984, November) 245 •
- Nolan, Bill. "Developing a database manager part 6." (1984, December) 256 • —Disk mailing list program. (Correction, Feb., 1985, page 281)
- Paravati, Joseph S. "Geographics." (1984, September) 177 • —Hi-res game to learn 50 states and capitals.
- Paravati, Joseph S. "The old fashioned clock." (1984, September) 25 • —Make your CoCo look like an analogue clock.
- Petersen, Jens. "Chopper assault." (1985, June) 28 •
- Peterson, Dale. "Greetings from Uncle Bert." (1984, July) 117 —Many Logo examples.
- Pfeifer, Christopher. "Surface!" (1985, April) 42 • —Winner of the second annual simulation contest—North Pole in a submarine.

- Plog, Michael. "A practical alternative for creating a pupil database." (1985, January) 159 —Let your class do something practical.
- Plog, Michael. "Are computers producing unrealistic expectations?" (1984, December) 265 —Comments on micros in schools.
- Plog, Michael. "The computer as a classroom tool." (1984, October) 23 —Discussion of the micro in schools.
- Plog, Michael. "The computer as a teacher." (1984, July) 48 —The microcomputer in education.
- Plog, Michael. "Expanding the computer's role in student testing." (1985, May) 31
- Plog, Michael. "New trends in educational computing." (1985, June) 55
- Plog, Michael. "Opposing views on computers in education." (1984, September) 119 —Discussion of the micro in schools.
- Plog, Michael. "A question of intelligence and Anthropomorphic charm." (1985, April) 167 —Comments about micros in schools.
- Plog, Michael. "Reading vs. computers." (1985, March) 182 —Comments on micros in schools.
- Plog, Michael. "The rise of the microcomputer." (1984, August) 51 —Use of the micro in schools.
- Plog, Michael. "The 'system' and its important procedures." (1984, November) 252 —Comments on micros in schools.
- Plog, Michael. "Using your computer to help develop classroom material." (1985, February) 161 —Comments on micros in schools.
- Portillo, Roland B. "Home financial statement." (1985, March) 87
- Poulosky, Paul. "Calling All CoCo Nuts." (1985, March) 154 —Graphics demo of the Rainbow.
- Preble, Brian. "The art of joystick painting." (1984, October) 97 —(Correction, Mar., 1985, page 229)
- Puckett, Dale. "Genius, assembly tips and a bilingual benchmark." (1984, August) 257
- Puckett, Dale. "Reflections, hopes and five helpful listings." (1984, September) 246
- Puckett, Dale L. "Closer to UNIX." (1984, December) 271
- Puckett, Dale L. "Designing your own procedure files." (1984, July) 291
- Puckett, Dale L. "First anniversary special: an interview with Ken Kaplan." (1984, October) 261
- Puckett, Dale L. "Fun with a CoCo Easter Bunny and more." (1985, April) 254
- Puckett, Dale L. "Good application software is essential to OS-9's health." (1985, May) 250
- Puckett, Dale L. "News, hints and answers." (1985, June) 252 —Questions and answers on OS9.
- Puckett, Dale L. "An overview of programs, corrections and more." (1985, March) 256
- Puckett, Dale L. "Potpourri! A medley of hints and tips." (1985, February) 269
- Puckett, Dale L. "Transportation to hacker heaven: and two useful routines." (1984, November) 280
- Ramella, Richard. "Multo of Mars." (1985, June) 18 —Game to learn multiplication.
- Ramella, Richard. "A night of horrors in Lurkley Manor." (1985, March) 42
- Ramella, Richard. "See how your memory stacks against these number jacks." (1985, May) 25 —Memory game.
- Ray, J. D. "Landlord's helper part 1." (1985, March) 106 —System to help manage rental property.
- Ray, J. D. "Landlord's helper part 2." (1985, April) 170
- Reed, Jim. "RAINBOWest report." (1984, September) 18
- Repasy, Michael. "Run for your life!" (1985, April) 18 —Survival on a strange planet.
- Rhead, Valerie. "Teachers need spirit masters." (1984, September) 140 —Use your printer to make stencils.
- Richardson, Mel. "Guess right, guess wrong—name that song!" (1985, June) 163 —Like name that tune
- Robbins, Joel. "CoCopadd!" (1985, February) 140 —Convert CoCo to a calculator.
- Roberts, Steve. "CoComon junior." (1985, February) 164 —A monitor for machine language programs.
- Robitaille, Charles. "Get a 'boot' out of OS-9." (1985, February) 283
- Roden, Brian. "Live and in concert on CoCo's stage." (1985, April) 124 —Animated graphics while playing music.
- Rogers, Robert T. "Holly, jolly holidays." (1984, December) 18 —Play your favorite Christmas carols.
- Rogers, Robert T. "A journey through the jungle." (1984, August) 18 —Graphics game for 4K. (Correction, Nov., page 244)
- Rosen, Bob. "My CoCo is not IBM compatible." (1984, October) 238 —Compares CoCo to IBM.
- Rutter, Richard W. "Enhance your keyboard input with buffer stuffer." (1985, February) 90 —A machine language program to add new commands.
- Sabo, Rita. "Animatic: automatic animation." (1985, June) 58
- Saito, Fran; and Albrecht, Bob. "Putting things in order." (1984, July) 52
- Sanford, James A. "Formatter." (1985, May) 124 —Program to format program listings.
- Scerbo, Fred B. "Answer the challenge of the demon's defiance." (1985, March) 77 —Originally written for the MC-10.
- Scerbo, Fred B. "The CoCo tournament programs." (1984, October) 104 —Program to generate pairings for any type of tournament.
- Scerbo, Fred B. "EZ graphics—'85 style." (1985, January) 32 —Tutorial on graphics procedures.
- Scerbo, Fred B. "Football fever part 1." (1984, November) 177 —Makes football helmets by team.
- Scerbo, Fred B. "Football fever part 2." (1984, December) 107
- Scerbo, Fred B. "Getting ready for the fall." (1984, August) 38 —Super math worksheet generator program.
- Scerbo, Fred B. "Let CoCo talk you into a better education." (1985, February) 118 —A math program using the Voice-pak.
- Scerbo, Fred B. "The multi math drillier." (1984, September) 225
- Scerbo, Fred B. "Return of the Hangmenoids!" (1985, May) 131 —Talking hangman game.
- Scerbo, Fred B. "Some educational programs to help make learning fun." (1985, April) 74
- Scerbo, Fred B. "Three trips to the well." (1984, July) 162 —3 programs requested by readers.
- Scerbo, Fred B. "The world's easiest database." (1985, June) 152
- Schechter, Gerry. "Filecopy—a handy OS-9 utility." (1985, February) 242 —(Correction, May 1985, page 148).
- Schechter, Gerry. "Tidy up listings with Listfile." (1985, February) 275
- Schmidt, Jim. "File it with The Message Center." (1984, November) 28 —Use the CoCo for in-home communications.
- Schmidt, Jim. "Lo-ree graphics for the ASCII-ing." (1984, October) 90
- Schrag, Roger. "Disk drive speed check." (1984, August) 164
- Schrag, Roger. "A special use for the DOS command." (1984, November) 140
- Schreut, Jan Pieter. "Turn your monitor inside out." (1985, April) 116 —Invert the video with hardware.
- Scotfin, Brad. "Cassabl! a music tape organizer." (1984, July) 174 —Makes cassette labels.
- Searby, Paul. "Design and development of application software part 4." (1984, September) 258 —Accounts payable system, continued from June 1984.
- Searby, Paul. "Design and development of application software part 5." (1985, January) 280 —Program for small business.
- Searby, Paul. "Operating systems: another point of view." (1984, July) 279 —Compares FLEX and OS-9.
- Sharp, Tony. "Adding an auto answer." (1984, November) 18 —Add an auto-answer to the Modem I.
- Shaver, J. O. "Play your favorite games with no wires attached." (1985, June) 105 —Wireless joysticks.
- Spiller, Jeremy. "Analog to digital and back again." (1985, June) 36
- Springer, Charles. "Announcing The Rainbow's 2nd annual simulation contest." (1984, July) 166
- Springer, Charles. "The decision has been made!" (1985, April) 36 —Results of the second annual simulation contest.
- Springer, Charles. "Experience the thrill of adventure." (1985, March) 33 —Announcement of third annual adventure contest.
- St. Jacques, Rene. "Cardio." (1985, April) 58 —Second annual simulation contest graphics winner—simulates heart attack and treatment.
- Stearman, Colin J. "CoCo chronograph." (1985, June) 83 —Add a real time clock.
- Stearman, Colin J. "Cooking with CoCo part 1." (1984, July) 18 —Exploring CoCo's disk operating system. (Correction, Aug., page 130)
- Stearman, Colin J. "Cooking with CoCo part 2." (1984, August) 170 —How to construct a simple plug-in cartridge programmer for the 2764 8K EPROM. (Correction, Sept., page 234)
- Stearman, Colin J. "Cooking with CoCo part 3." (1984, September) 74 —Enhance the Disk operating system. (Corrections, Oct., page 237; Nov., page 244)
- Stearman, Colin J. "Cooking with CoCo part 4." (1984, October) 180 —Some patches to make keyboard entry easier.
- Stearman, Colin J. "Cooking with CoCo part 5." (1984, November) 146 —Some new commands for CoCo. (Correction, Jan., 1985, page 232)
- Stearman, Colin J. "Cooking with CoCo part 6." (1984, December) 154 —Add a parallel port. (Correction, Feb., 1985, page 281)
- Stearman, Colin J. "Cooking with CoCo part 7." (1985, January) 164 —Some more additions to CoCo's vocabulary.
- Stearman, Colin J. "Cooking with CoCo part 8." (1985, February) 146 —How to program an EPROM.
- Stumpf, Peter. "A Fourth of July celebration." (1984, July) 74 —Music and graphics for the 4th of July
- Swan, Marvin E. "The diskette directories handler system part 1." (1984, November) 100 —How to organize your diskette files.
- Swan, Marvin E. "The diskette directories handler system part 2." (1984, December) 37 —(Correction, Apr., 1985, page 225)
- Swan, Marvin E. "The diskette directories handler system part 3." (1985, January) 120
- Tanzer, Mitt. "But, who was Colonel Potter's horse?" (1984, August) 67 —A Trivial Pursuit like game.
- Tauli, T. C. "Joystick-to-Itiveness." (1985, March) 232 —How to use joysticks to make selections from a menu.
- Taylor, D. "Junk food." (1984, November) 90
- Taylor, James F. "The ABC game." (1984, September) 156 —Game to learn the a-b-c's. (Correction, Jan., 1985, page 232)
- Tilenius, Eric. "The adventure writer's toolkit." (1985, April) 105 —Tutorial on writing adventures.
- Tilenius, Eric W. "The Arconix assignment." (1984, July) 90 —Anniversary 'scratch and sniff' adventure. (Correction, Sept., page 234)
- Tobias, Brad. "Miss Liberty." (1984, July) 61 —Use Printer art from Nov 83 to draw a Picture.
- Trevor, Alexander B. "It is better to PUT than to GET." (1985, January) 23
- Tucker, Walter J. "You can invest in this one—T-Bill computation." (1985, March) 153 —Figure out the benefits of a Treasury Bill investment.
- Tyson, Robert K. "Computer simulation for fun and profit part 2: exogenous human interaction simulation—the stock market." (1984, August) 119
- Tyson, Robert K. "Computer simulations for fun and profit." (1984, July) 185 —Creating simulations for the CoCo.
- Vasconi, Eugene. "Chopin's minute waltz." (1985, June) 130 —Music demo using PLAY.
- Wagorn, Paul. "Loole wants you to join the penguin patrol." (1985, February) 33
- Weide, Dennis H. "CoCo becomes the paymaster part 1." (1985, March) 58 —A small business payroll package. Corrections, May 1985, page 148, and June 1985, page 226.
- Weide, Dennis H. "CoCo becomes the paymaster part 2." (1985, April) 82
- Weir, Robert. "JINFILE: a jumbo information handler with some very special features." (1984, November) 162 —Special purpose filing program.
- White, Richard A. "Analyzing more BASIC." (1985, February) 152 —Uses Rainbow checkbook to explain some programming.

White, Richard A. "Creating the Rainbow check-book part 1." (1984, September) 126—Checkbook balancer.

White, Richard A. "Creating the Rainbow check-book part 2." (1984, October) 250

White, Richard A. "Creating the Rainbow check-book part 3." (1984, November) 126

White, Richard A. "Creating the Rainbow check-book part 4." (1984, December) 124

White, Richard A. "Creating the Rainbow check-book part 5." (1985, January) 233\* —(Correction, Apr., page 226)

White, Richard A. "Deciphering printer control codes." (1985, March) 28

White, Richard A. "An introduction to spreadsheets." (1985, April) 146 —Overview of spreadsheet software.

White, Richard A. "Let's create a spreadsheet." (1985, May) 96 —Alternate uses for the spreadsheet.

White, Richard A. "Spreadsheet application for home economics: buying a car." (1985, June) 238

White, Richard A. "Variables revisited." (1984, July) 126 —Hints about using variables in Basic.

White, Richard A. "Weird and wonderful." (1984, August) 115 —How to get a Print Using in Color Basic.

White, William R. "Simplifying use of the SOUND command." (1985, June) 42\*

Wilford, John F. "Word scrambler for spelling lists." (1984, September) 131\*

Witham, Burt, Jr. "To pack or not to pack: that's an easy question." (1984, October) 140 —Discusses compressing Basic statements.

Wood, James H. "Hi-res racer." (1985, March) 124\* —Car racing game.

Zimmer, Charles C. "Block out those troublesome granules with Disktest.util." (1985, January) 89\* —(Program listing, Feb. 85, p.250)

#### PRODUCT REVIEWS

"ADOS." (1984, December) 211

"AMT (Automatic money tracer)." (1984, October) 199

"Addition and subtraction of fractions and mixed numbers 2.1." (1985, May) 207

"Address one." (1984, September) 218

"Advanced editor." (1984, July) 202

"Adventure cracker." (1984, August) 210

"Adventure generator." (1984, July) 231

"Adventure generator." (1984, December) 227

"The Adventurer's handbook." (1984, October) 202

"Adventurus Supremus 4.BB." (1985, June) 221

"Air traffic control simulator." (1985, February) 229

"Aldaron." (1984, October) 207

"Alpha-dir." (1984, August) 196

"Alphabet stew." (1985, May) 208

"Ancestors 2.0." (1984, November) 218

"Androne." (1984, December) 219

"The animator." (1985, January) 204

"The archivist." (1985, February) 205

"Arithmetic tutor." (1985, March) 207

"Assembler language programming toolkit." (1984, December) 239

"Aut-O-Start." (1985, June) 220

"Auto run 64." (1985, February) 224

"Autoterm." (1984, November) 229

"BASIC searcher." (1985, March) 196

"BBS log book." (1985, March) 219

"B-XREF." (1985, March) 209

"Bakersfield KENO." (1985, March) 216

"Basic programming tricks revealed." (1985, February) 226

"Better." (1984, July) 226

"Big B pro quarterback." (1985, February) 219

"Big Bird's special delivery." (1985, February) 218

"Bjork blocks." (1984, October) 226

"The black sanctum." (1984, August) 212

"Blackjack Royale version 2.0." (1984, December) 217

"Blue streak interface." (1984, July) 211

"Bugs II." (1985, May) 219

"Burner plus." (1985, February) 226

"CD sort/key-extr." (1985, April) 206

"CGP115SD—screen dump." (1984, August) 203

"Caforie counter—weight analyzer." (1985, January) 220

"Candy co." (1984, August) 225

"Car manager." (1984, September) 211

"Cassette box insert maker." (1985, March) 198

"Cassette label." (1984, September) 210

"Castle ragoon." (1985, April) 215

"Centipede ABC's and 123's." (1985, June) 205

"Chambers." (1984, September) 205

"Chipaway." (1985, April) 195

"Chopper strike." (1984, August) 227

"Christmas quiz." (1984, December) 223

"Church time." (1984, September) 209

"CoCo checker." (1985, January) 194

"CoCo cookbook." (1984, August) 216

"CoCo cooler II." (1985, March) 226

"CoCo coupler CP/M." (1984, October) 232

"CoCo dump." (1984, November) 230

"CoCo freeze frame." (1985, May) 222

"CoCo Max." (1985, June) 217

"CoCo professional tax preparer." (1985, June) 199

"CoCo tuner." (1985, June) 203

"CoCo video titler." (1985, April) 219

"CoCoindx." (1984, August) 216

"Coins and Addition." (1984, December) 216

"Color Connection II." (1985, April) 201

"Color checkbook." (1985, April) 210

"Color finance II." (1984, November) 208

"Color math practice." (1984, October) 215

"Color power II." (1985, January) 209

"Color stat strategy baseball." (1985, March) 208

"Color stronghold." (1984, November) 243

"ColorStat." (1985, June) 198

"Colorama BBS." (1984, July) 235

"Colorforth version 2.0." (1985, February) 198

"Colorgrade." (1984, December) 230

"Colormind." (1984, September) 197

"Concordance." (1984, November) 200

"Congress." (1985, June) 195

"Conversion aids." (1984, July) 216

"Conversions." (1985, May) 203

"Counting things." (1985, January) 215

"Cribbage." (1984, October) 226

"Crypton." (1985, April) 200

"DATALIST." (1985, March) 218

"DEFT bench and Pascal." (1984, November) 221

"DMGAGIC." (1984, August) 213

"DMP-100 line printer conversion." (1985, May) 195

"DS-69 digisector." (1985, May) 197

"Dan Tucker's mine." (1985, June) 206

"Dapper." (1984, October) 212

"Data Line switch box." (1985, June) 219

"Debaclie." (1985, June) 209

"Dejavu." (1985, April) 218

"Deputy inspector." (1984, December) 202

"Designer." (1985, June) 202

"Diet-Ade." (1985, May) 206

"Disk Vidtex." (1984, November) 235

"Disk master." (1985, April) 223

"Disk utility." (1984, October) 220

"Disk-o-tier." (1984, October) 233

"Do-file/Fix-file." (1984, September) 201

"Don't forget." (1985, March) 228

"Double driver." (1985, May) 196

"Downland." (1985, April) 213

"Draconian." (1985, April) 216

"Drive 0 package." (1985, January) 219

"DynaStar/DynaForm/DynaSpell." (1984, July) 220

"Dynacalc." (1984, September) 219

"Dynamite." (1984, December) 195

"EDITTRON." (1984, September) 212

"EDTASM (disk)." (1984, September) 192

"EDT." (1984, October) 225

"ETT - Electronic typing teacher." (1984, July) 210

"E-Z base." (1984, July) 255

"Easy-file." (1984, November) 240

"elec-TRON." (1985, May) 226

"Electra-guard." (1985, June) 210

"Elite-file." (1984, December) 241

"The Enhancer." (1985, February) 213

"Erland." (1984, November) 204

"Ernie's magic shapes." (1984, September) 214

"Evasion." (1984, November) 216

"Everyone's guide to Basic." (1984, July) 243

"Fangman." (1984, November) 242

"File cabinet." (1984, September) 198

"File two." (1985, May) 211

"Final countdown." (1984, December) 212

"First games." (1984, November) 220

"Flip side." (1985, February) 192

"Floppiclone." (1985, February) 233

"Flying tigers." (1984, August) 208

"Fractions and percents." (1984, August) 226

"Freeform." (1984, December) 198

"Froggie." (1984, July) 254

"Full screen editor." (1984, November) 236

"Funhouse." (1984, July) 238

"GTRM." (1984, December) 236

"Galactic fighter." (1985, June) 192

"Gold plug 80." (1984, July) 233

"Grand Prix." (1985, March) 211

"Graph it." (1984, September) 200

"Graphic compression utility." (1984, December) 216

"Graphic master." (1985, February) 231

"Graphic math adventure enhanced." (1985, April) 221

"Graphicom joystick." (1985, February) 221

"Gray lady." (1984, November) 219

"Grobot." (1984, August) 221

"Grover's number rover." (1985, April) 208

"The gunfighter." (1984, August) 207

"Hands on." (1984, November) 206

"Happy birthday Mr. Gift." (1984, December) 226

"Hayes mach II joystick." (1984, November) 244

"Heroes and trolls." (1984, December) 215

"Hide-a-BASIC." (1984, December) 200

"High resolution picture puzzle." (1985, January) 196

"How to use your Radio Shack printer." (book) (1985, May) 192

"Howard Medical TV stand." (1984, September) 199

"Ice bird." (1984, August) 219

"Ice hockey." (1984, December) 244

"In assembly language." (1984, December) 207

"Intercept 4." (1984, September) 208

"JDK Kalends." (1985, May) 214

"Johnson utility packages." (1984, October) 217

"Juggle's rainbow." (1985, May) 206

"Jungle queen." (1985, January) 226

"K-BASIC." (1984, November) 226

"Keep-trak version 1.2." (1985, April) 196

"Keep-trak." (1984, September) 222

"Key tronic keyboard." (1985, January) 227

"Key-wiz." (1985, January) 216

"King author's tales." (1984, October) 200

"Kingdom of Basham." (1984, November) 211

"LIZPAC." (1985, March) 212

"LOGO starter." (1984, December) 208

"Lancer." (1984, August) 224

"Learning games." (1984, November) 241

"Library 1." (1985, April) 195

"Liner." (1985, June) 216

"Locking diskette storage system." (1984, September) 209

"Lotto." (1985, January) 202

"ME-128-64 128K upgrade." (1985, June) 211

"MLBASIC." (1985, May) 209

"MSI color calendar." (1984, August) 205

"MSI-Disk Util." (1984, July) 229

"Major Istar." (1985, May) 218

"Master design." (1984, July) 204

"Masterfile." (1984, November) 212

"Maze runner." (1985, April) 217

"Megamunk." (1985, February) 200

"Memo minder." (1984, July) 222

"Metabot." (1985, June) 207

"Micro-games, Micro-checkers." (1984, July) 225

"Micro-grip V." (1985, May) 227

"Middle kingdom." (1984, December) 224

"Miner." (1984, November) 232

"More beet." (1984, July) 214

"Mr. Dig." (1984, November) 238

"Ms. Maze." (1985, February) 216

"Mul-t-screen." (1984, July) 240

"Multi-pak extender cable." (1985, May) 222

"Multiprogram manager." (1985, April) 192

"Music stringer." (1984, September) 213

"Music library 100." (1984, November) 225

"Music library 200 and 300." (1985, March) 205

"Musica 2." (1984, December) 225

"Musx." (1985, April) 198

"NEWBASIC." (1984, October) 221

"Nomad." (1984, December) 213

"Number and color worlds." (1985, February) 202

"OS-9 disk fix and utilities." (1984, October) 218

"Oki dump." (1984, December) 206

"Omega file." (1985, March) 223

"Option 1." (1985, January) 198

"PBJ 2SP pak." (1985, March) 192

PP color dump." (1985, February) 194  
 Paintpot." (1985, May) 225  
 Pak-panic." (1985, January) 216  
 Panzers East." (1985, June) 213  
 Pattipak." (1984, December) 237  
 Pause control switch." (1985, March) 220  
 The peeper." (1985, February) 217  
 Personal bookkeeping 84." (1984, November) 214  
 Pilgrim's progress." (1984, November) 213  
 Pirateclor." (1984, November) 234  
 Play with language." (1985, January) 223  
 Poker and Po-check." (1984, October) 204  
 The pond." (1984, December) 203  
 Preschool pak." (1985, March) 211  
 Presidents of the United States." (1984, September) 221  
 Primary number skills." (1985, May) 223  
 Printer's devil." (1984, October) 203  
 Pro-color-file enhanced version 2.0." (1985, April) 211  
 Pro-loc." (1984, October) 211  
 Programmer's sketch pad." (1984, July) 213  
 P51 Mustang attack flight simulator." (1985, June) 222  
 Quix." (1984, December) 237  
 Quiz Kids." (1985, May) 205  
 Quizspin." (1984, November) 229  
 RAM checker." (1984, October) 203  
 RAMDOS." (1985, January) 212  
 RS-232 switcher." (1984, August) 228  
 Real talker." (1984, July) 205  
 Recess games." (1985, June) 206  
 Rembrandt." (1985, March) 226  
 Remote terminal driver." (1984, July) 219  
 Retirement planning model." (1984, July) 239  
 SBASIC." (1985, June) 223  
 SOLVE." (1985, February) 215  
 SP-2 serial interface." (1984, December) 222  
 The sailor man." (1985, March) 210  
 Sam Sleuth P.I." (1985, June) 201  
 Scatterbrain." (1984, July) 226  
 Screen+." (1985, March) 206  
 The sector inspector." (1984, August) 220  
 Semigrail." (1984, July) 237  
 Semigraphics support." (1985, January) 228  
 Shaft." (1984, July) 223  
 Shamus." (1985, June) 212  
 Shrink." (1984, August) 218  
 Shrink." (1985, March) 221  
 Side Wise." (1985, May) 221  
 Skeet." (1984, October) 202  
 The sourcerer." (1984, September) 204  
 Space escape." (1985, February) 212  
 Space frame." (1985, January) 208  
 The Spanish Armada." (1985, May) 220  
 Spectrum DOS." (1984, August) 215  
 Spectrum analyzer." (1985, February) 196  
 Speed math." (1984, July) 228  
 Speed racer." (1985, January) 231  
 Spell-n-fix II." (1984, November) 232  
 Spelling bee." (1984, December) 220  
 Spooler." (1985, April) 222  
 The Standard Basic Dictionary for Programming." (1985, April) 205  
 Star trap." (1985, January) 214  
 Stomp." (1984, December) 196  
 Stone of ROKAN." (1985, May) 204  
 Storm arrows." (1984, October) 209  
 Stylo III." (1984, October) 192  
 Subtraction drill." (1984, September) 215  
 Super color biorhythms." (1984, August) 223  
 Super disk utility." (1985, January) 213  
 Super disk/tape utility." (1985, April) 214  
 Super edit." (1984, July) 224  
 Super gemprint." (1984, December) 205  
 Super spooler." (1984, December) 219  
 Super-bug." (1984, September) 203  
 Superforth." (1984, September) 216  
 Swiss army knife." (1984, August) 205  
 System secrets." (1984, September) 207  
 TEXT." (1985, March) 217  
 TIMSMAIL and TIMSUTIL." (1985, May) 198  
 TRSCOPY." (1985, March) 222  
 TRS-80 Color Computer and MC-10 programs." (1984, December) 238  
 The TRS-80 user's encyclopedia." (1984, October) 201  
 TS6821 interface." (1984, October) 208  
 T/S Edit." (1985, March) 222

Talkhead and Real talker." (1985, March) 200  
 Talking adventure starter." (1985, January) 221  
 Talking shiphunt." (1985, March) 214  
 Tandy deluxe RS-232 program pak." (1985, March) 192  
 Taxaid." (1984, December) 221  
 Teacher's pet." (1984, November) 205  
 Teasers by Tobbs." (1985, February) 227  
 Test manager." (1985, January) 217  
 Text master." (1985, February) 231  
 Tic-tac math." (1985, January) 200  
 Tic-tac-toe." (1985, June) 215  
 Time bandit." (1984, July) 201  
 Timebound." (1984, October) 213  
 Touchstone." (1984, October) 210  
 Travelin' load." (1984, September) 206  
 Trekboer." (1985, January) 230  
 Tri-gral and Showmaker." (1985, April) 207  
 Triple joystick switcher." (1985, June) 216  
 Triple transfer utility." (1984, July) 227  
 Trivia fever." (1985, April) 220  
 Type trek." (1984, September) 196  
 Universal video driver." (1984, October) 205  
 Utility-1." (1984, October) 222  
 VIP Database." (1984, July) 245  
 VIP calc." (1985, February) 222  
 VIP speller." (1985, May) 201  
 Versa mail." (1985, February) 211  
 Video reverser." (1984, December) 221  
 View II." (1985, June) 197  
 The Voice." (1984, July) 241  
 Weight and Speed." (1984, December) 214  
 Where's-it." (1985, January) 206  
 Whirlybird run." (1984, September) 200  
 Willy's warehouse." (1984, October) 205  
 Witches knight." (1984, August) 231  
 Wizard." (1984, December) 194  
 Word processor." (1985, May) 202  
 Word-Pak II." (1985, May) 212  
 Workbase." (1985, February) 207  
 Worlds of flight." (1984, August) 200  
 XPNDR1." (1984, August) 208  
 Yachtsee." (1985, June) 210  
 The Zapper family." (1984, November) 223  
 Zookey." (1985, June) 204  
 Wizard." (1984, October) 227  
 24-pin/28-pin EPROM adapter." (1985, March) 196  
 3-game pack no. 3." (1984, October) 226  
 64K spooler." (1985, February) 220

#### RAINBOW ON TAPE APRIL 1982 - JUNE 1985

NOTE: This index was created from the menus for Rainbow on Tape.

A/D DRVR (1985, June) 36 — Sound synthesiser  
 A/D PRGM (1985, June) 36 — Sound synthesiser  
 ABC GAME (1984, September) 157 — Drill the ABC's  
 ACCOUNT (1983, February) 138 — Taxpayer's utility  
 ACCOUNTS (1982, October) 118 — Business accounts receivable  
 ACEYDUCY (1984, January) 27 — Card game  
 AD-DICT (1983, February) 99 — Adventure game utility  
 ADDRESS (1982, October) 86 — Mailing list  
 ADDRESS (1984, May) 38 — Disk utility  
 ADDRESSR (1983, December) 161 — Envelope addresser  
 ADVDRIVE (1982, December) 98 — Adventure game aid  
 ADVMAKER (1982, August) 47 — Adventure game aid  
 AHHA (1983, February) 64 — Haunted house adventure  
 ALBRECHT (1982, November) 37 — Adventure game aid  
 ALPHA (1982, November) 101 — Game  
 ALPHA II (1984, December) 68 — Adventure game  
 ALPINE (1982, August) 34 — Game  
 ANALYST (1984, March) 50 — Financial reporter  
 ANIMATE (1985, May) 64 — Graphic utility

ANIMATIC (1985, June) 58 — Animated graphics ML program  
 ANIMATOR (1983, July) 53 — Graphics animator  
 ANIMGALC (1985, June) 58 — Animated graphics demo  
 ANOVA (1983, March) 94 — Statistics  
 APPLICAT (1983, July) 130 — Aid in filling out forms  
 ARCON16K (1984, July) 108 — Adventure game  
 ARCON32K (1984, July) 94 — Adventure game  
 ARRAYS (1983, March) 35 — Half life of nuclear decays  
 ARTGAL (1984, October) 134 — Graphics utility for "ART GALLERY"  
 ARTIST (1983, November) 129 — Printer graphics  
 ASMBCOR (1982, December) 29 — EDTASM patch  
 ASSEM (1982, September) 74 — Screen printer program  
 ASSEMBLE (1982, November) 94 — Part of assembly language game  
 ASSEMBLY (1982, April) 4 — Assembly language demo  
 ATTORNEY (1983, March) 56 — Power of attorney  
 AUDIOSPL (1984, September) 165 — Spelling drill and practice  
 AUTODNSR (1983, August) 52 — Design your own car  
 AUTORPT (1982, September) 48 — Make keys auto-repeat  
 AUXART8 (1984, January) 66 — Random graphics  
 AVERAGES (1984, March) 122 — Teacher's statistics  
 BACKUP (1983, December) 29 — Disk backup utility  
 BANDY1 (1984, June) 142 — Word game  
 BANDY2 (1984, June) 144 — Word game  
 BANKER (1984, May) 121 — Bank by phone  
 BANNER (1983, February) 110 of 1983, January — Giant graphics banner  
 BANNER (1984, May) 42 — Color graphics banner  
 BARGRAPH (1983, June) 29 — Draw bar graphs  
 BASEBALL (1984, June) 94 — Graphics demo  
 BASEBALL (1984, May) 192 — Database sample for education  
 BASICODE (1984, January) 78 — Utility to give 40K  
 BASIC64K (1983, January) 166 — 64K utility  
 BASKET (1984, February) 160 — Lo-res basketball game  
 BASLOAD (1984, August) 167 — Basic loader (from July, page 16)  
 BATBUGS (1984, July) 134 — Adventure game  
 BAZAAR (1985, February) 246 — Graphics demo  
 BEAST (1984, December) 93 — Adventure game  
 BEEPEROO (1982, July) 18 — Simple addition game  
 BGG (1984, October) 93 — Lo-res graphics demo  
 BIBFILE (1983, September) 254 — Bibliography program  
 BIGPRINT (1983, December) 21 — Large letters to printer  
 BILLBARS (1982, April) 19 — Home finance  
 BINGO (1984, April) 92 — Bingo aid—make cards  
 BINTREE (1985, February) 281 — Binary sort (PASCAL)  
 BIRD (1983, August) 154 — Elementary education program  
 BLACKJAK (1984, April) 97 — Gambling game  
 BLKBOARD (1983, September) 92 — Different size letter generator  
 BLKJACK (1983, October) 135 — Game  
 BLOWUP (1984, October) 58 — PMODE4 demo  
 BOB(L2) (1983, September) 54 — Logo for math club  
 BOGGEL (1983, September) 61 — Game  
 BOLTYPE (1984, May) 69 — Printer utility  
 BONUS (1985, February) 240 — Graphics demo  
 BORDER (1983, April) 104 — Graphics border  
 BOUNCE (1984, October) 19 — Graphics demo  
 BOUNCY (1985, April) 247 — EDIT tutorial  
 BRTHDAY1 (1985, June) 42 — SOUND command demo  
 BRTHDAY2 (1985, June) 42 — SOUND command demo  
 BRTHDAY3 (1985, June) 42 — SOUND Command demo  
 BSKBINIT (1984, February) 141 — Basketball statistics  
 BSOCCG (1985, February) 105 — Keyboard enhancer  
 BSR ML (1983, August) 93 — Program for Plug-n-power controller  
 BYTE 1 (1985, June) 138 — Assembly language demo

- BYTE 2 (1985, June) 138 — Assembly language demo  
 BYTECODR (1985, May) 77 — To input machine language code into memory  
 BYTESCRN (1985, May) 73 — Load 51-column utility  
 BYTMASTR (1984, September) 124 — Video screen utility  
 CAD 16 (1984, January) 85 — Animated high res story  
 CADET TR (1983, March) 154 — Game  
 CALC (1985, January) 264 — Calculator (PASCAL)  
 CALENDAR (1982, October) 8 — Make a calendar  
 CALENDAR (1984, September) 99 — Create a calendar  
 CALGEN (1984, September) 266 — Calculator program (PASCAL)  
 CAPITALS (1983, April) 34 — Geography drill  
 CARDFILE (1984, December) 47 — Xmas card file and labeler  
 CARDIO (1985, April) 60 — Simulation of heart attack  
 CARDS-1 (1983, December) 100 — Greeting cards  
 CARDS-2 (1983, December) 106 — Greeting cards  
 CAROLS (1984, December) 20 — Xmas sound and graphics  
 CASSLABL (1984, July) 174 — Music tape organizer  
 CAT (1982, November) 32 — PLAY demo  
 CATEGORY (1985, January) 56 — Elementary school drill  
 CCTALK (1984, November) 52 — Terminal program  
 CCTLOAD (1984, November) 59 — Terminal program  
 CFRR (1985, March) 134 — Cash flow rate of return  
 CGPLABEL (1984, May) 136 — Labels for CGP-115  
 CHARACTER (1984, February) 297 — Adventure game aid  
 CHARACTR (1984, March) 192 — Adventure game utility  
 CHARFIND (1983, March) 13 — Adventure game utility  
 CHARGER (1985, June) 113 — Disk utility  
 CHARLIE (1982, December) 87 — Format LLIST listings  
 CHEAPTRK (1983, July) 275 — Votrax driver  
 CHECKS (1984, January) 124 — Checkbook balancer  
 CHECKBOOK (1985, January) 236 — Checkbook balancer  
 CHEMBOND (1983, January) 136 — Chemistry drill  
 CHOPPER (1985, June) 28 — Helicopter action game  
 CHORDS (1983, August) 132 — Music generator  
 CHORDS (1984, June) 181 — Chord finder  
 CHR CNT (1984, October) 266 — Character counter (PASCAL)  
 CIRCLE (1983, July) 168 — Graphics demo  
 CIRMOD (1983, July) 169 — Graphics demo  
 CKWRITER (1985, April) 93 — Check writer for Payroll  
 CLASSICS (1984, June) 132 — Music demo  
 CLOADMOD (1984, November) 117 — CLOAD modifier  
 CLOCK (1984, September) 28 — Clock face  
 CLOCK (1985, May) 236 — Graphics demo in PASCAL  
 CLOVER (1984, June) 57 — Data for COMPOSER (Dec 83)  
 CLOVER (1985, June) 161 — Using the DRAW statement  
 CLOWN (1985, June) 80 — Graphics demo  
 CLRSOPE (1984, January) 80 — Random graphics art  
 CMERGE (1983, October) 206 — Cassette merge utility  
 COCOGOLF (1984, February) 69 — Golf simulation game  
 COCOLOGO (1982, October) 50 — Print a logo  
 COCOMON (1985, February) 165 — Machine language monitor  
 COCONUTS (1985, March) 164 — Graphics demo  
 COCOPADD (1985, February) 144 — Calculator emulation  
 COCOSAYS (1983, April) 218 — Music utility  
 COCOTYPE (1984, January) 106 — Typing tutor  
 CODEWRDS (1985, June) 45 — Elementary education game  
 COLORFRM (1985, April) 113 — Print routine for adventures  
 COLORS (1984, April) 185 — CHR\$ of colors  
 COLORS (1985, May) 147 — Graphics demo  
 COLOR1 (1982, August) 69 — Graphics demo (also COLOR2)  
 COLRBOOK (1984, May) 106 — Graphics demo  
 COMBAT (1983, September) 193 — Adventure game  
 COMMWP (1983, July) 183 — Communications word processor  
 COMPILER (1983, November) 162 — Save graphics with CSAVEM  
 COMPOSER (1983, December) 132 — Music synthesizer  
 COMPSHOP (1985, February) 65 — Consumer education for children  
 COMPTEST (1984, February) 292 — Compatibility game  
 COMPUTE (1985, April) 87 — Payroll computation  
 CONCERT (1985, April) 128 — Animated graphics with music  
 CONGEN (1983, August) 100 — TV test pattern generator  
 CONNECT4 (1984, June) 160 — Game  
 CONSEQS (1983, March) 110 — Game  
 CONTLOGR (1983, March) 180 — Ham radio log  
 CONVERT (1983, October) 318 — Use 64K  
 CONVERT (1983, September) 226 — Metric converter  
 CONVERT (1984, March) 134 — Convert MICRO-PAINTER to disk  
 CONVERT (1984, October) 132 — Graphics utility for "ART GALLERY"  
 CONVERT (1985, March) 162 — Foreign currency calculator  
 COPTER (1984, February) 64 — Graphics adventure game  
 COPYDIR (1983, June) 86 — Disk utility  
 COSTCALC (1984, March) 100 — Small business aid  
 CRAPS (1984, April) 69 — Gambling game  
 CREATE (1983, October) 108 — Graphics utility  
 CREATOR (1983, December) 192 — Hi-res text generator  
 CRNOGRPH (1985, June) 83 — Real time clock (need hardware mod)  
 CRYPTO (1983, June) 132 — Cryptogram game  
 CRYPTSAM (1983, June) 132 — Cryptogram sample  
 CSKETCH (1983, October) 161 — Etch-a-sketch program  
 CTRYROAD (1984, June) 77 — bonus — Sample for MUSIC\*  
 CUPID (1985, February) 77 — Match-up game  
 CURVFITZ (1983, April) 234 — Best fit to data points  
 CWC4V10 (1984, October) 182 — Disk utility  
 CWC4V11 (1984, October) 182 — Disk utility  
 CWC5V10 (1984, November) 147 — Disk utility  
 CWC5V11 (1984, November) 147 — Disk utility  
 D-ADVWR (1983, January) 50 — Adventure game  
 DBAS (1983, December) 216 — Disk utility  
 DATABASE (1984, December) 258 — Disk mailing list program  
 DATABASE (1984, May) 144 — Adventure game utility  
 DATABASE (1984, November) 247 — Mailing list  
 DATABASE (1984, October) 36 — Mailing labels  
 DATABASE (1984, September) 116 — Disk mailing list  
 DATELOAD (1984, September) 88 — see PATCH10, PATCH11  
 DATESET (1984, November) 148 — Disk utility  
 DATFL (1982, December) 114 — Database manager  
 DATING (1983, February) 58 — Date your program  
 DEADRECK (1984, November) 273 — For light aircraft (PASCAL)  
 DECODE (1985, April) 112 — Full sentence decode routine  
 DEMO (1984, October) 21 — Graphics demo  
 DEMO (1985, January) 251 — see SCREEN51 — demo  
 DEMO (1985, May) 91 — Utility for Okidata ML92 printer  
 DEMON II (1985, March) 79 — Adventure game  
 DIARY (1983, November) 35 — Appointment book  
 DICE (1982, May) 23 — Adventure game aid  
 DICE BAG (1982, June) 38 — Adventure game aid  
 DIRECT (1985, May) 38 — Cassette tape directory  
 DIR0 (1985, January) 124 — Disk directory handler system  
 DIR2 (1984, December) 38 — Disk utility  
 DIR3 (1985, January) 122 — Disk directory handler system  
 DISEMBL (1984, May) 22 — BASIC disassembler  
 DISKCHK (1984, August) 165 — Disk speed check  
 DISKDABL (1983, October) 190 — Disk utility  
 DISKDIR1 (1983, July) 156 — Disk utility (also DISKDIR2-4)  
 DISKFIX (1984, March) 196 — Disk utility  
 DISKLIST (1982, July) 30 — Disk utility  
 DISKMENU (1982, October) 108 — Adventure game aid  
 DISKSORT (1983, December) 64 — Alphabetic sort of disk directory  
 DISKTEST (1985, January) 99 — Disk utility  
 DISKWASH (1983, November) 310 — Disk utility  
 DISPLAY1 (1985, February) 133 — Center a message  
 DISPLAY2 (1985, February) 134 — Title printer  
 DISPLAY3 (1985, February) 134 — Title printer  
 DISPLAY4 (1985, February) 134 — Reverse printing  
 DISPLAY5 (1985, February) 135 — Print backward message  
 DISPLAY6 (1985, February) 135 — Title generator  
 DISPLAY7 (1985, February) 135 — Title generator  
 DOG (1982, September) 78 — Graphics demo (Snoopy?)  
 DOODLER (1984, January) 121 — Printer graphics  
 DOODLER (1984, June) 89 — Graphics demo  
 DOSSTART (1984, November) 144 — Auto start on DOS  
 DOTS (1983, July) 83 — Game  
 DOUBLE (1982, May) 42 — Double size screen print  
 DRAGBYTE (1983, March) 202 — Adventure game  
 DRAGBYTE (1983, November) 172 — Adventure character generator  
 DRAGBYTE (1983, October) 152 — Adventure game aid  
 DRAGBYTE (1984, February) 178 — Adventure character generator  
 DRAGBYTE (1984, January) 38 — Adventure game  
 DRAGONS (1982, August) 64 — Adventure game aid  
 DRAW-EZ (1983, November) 163 — Demo of saving graphics with CSAVEM—see COMPILER  
 DRAWING (1984, February) 51 — Like Etch-a-sketch  
 DRAWINGS (1985, April) 45 — Data for SURFACE  
 DREIDL (1983, December) 213 — Hanukkah game  
 DRNGGOLD (1984, August) 28 — Adventure game  
 DRIVER (1985, February) 109 — BSOCG Keyboard enhancer driver  
 DSKOET (1983, March) 54 — Remove disk without unplugging ROM PAC  
 DSKMERGE (1985, February) 175 — Disk utility  
 DUMBERM (1983, March) 160 — Terminal program  
 DUMPSTOR (1984, August) 229 — Disk to tape transfer  
 DUNGEON (1983, January) 50 — Adventure game  
 DUPER (1983, January) 80 — Ham radio utility  
 EDCN (1982, November) 18 — Elementary education drill  
 EDCOL (1982, October) 26 — Elementary education drill  
 EDCOLUMN (1982, September) 35 — Elementary education drill  
 EDITOR (1984, November) 48 — BBS patch (RAINBORD)  
 EDUCATE (1983, January) 92 — Elementary education drill  
 EDUNOTES (1985, April) 162 — Elementary education drill (sentences)  
 EDUNOTES (1985, March) 176 — Interest payment demo  
 ELECTION (1983, November) 77 — Simulation game—Presidential election campaign  
 ELECTION (1984, June) 65 — Voting utility  
 ELEMENTS (1983, March) 152 — Chemistry drill  
 ELEMENTS (1983, September) 37 — Periodic table of the elements  
 EMPLOYEE (1985, March) 61 — Small business payroll  
 EMPLOYER (1985, March) 72 — Small business payroll  
 ENCODER (1985, May) 141 — See TRI-HANG  
 ENCYCLO (1984, December) 175 — Elementary school drill  
 ENRAK (1983, August) 123 — Adventure game  
 ENTRDATA (1984, February) 145 — see BSKBINIT  
 EQQCALC (1985, March) 20 — Operational research example  
 EPROM (1984, August) 173 — EPROM programmer

- ERRMSC (1984, January) 172 —More complete error messages (BASIC)
- ERRMSG (1984, January) 169 —More complete error messages (assembly)
- ESCAPE (1982, July) 42 —Game
- EVIL EYE (1984, April) 185 —Graphics demo
- EYE Q (1985, May) 164 —Game
- EZLIST (1984, November) 23 —Listing utility
- FACES (1984, January) 93 —Graphic faces
- FALLOUT (1983, March) 40 —Fallout preparation (also FALLOUT2)
- FAMTREE (1984, February) 79 —Genealogical aid
- FANTASY (1985, January) 130 —Adventure game
- FILELIST (1982, July) 30 —Disk utility
- FILEMAIN (1985, March) 113 —Rental property system
- FINALDEM (1983, January) 84 —X-pad demo
- FIND (1985, February) 116 —see SCREEN51
- FIRE (1982, December) 34 —Graphics Christmas scene
- FISHING (1984, January) 158 —Hi-res game
- FLAGS (1983, October) 92 —Hi-res flags
- FLCNVRT (1982, December) 111 —Disk utility
- FLSPRINT (1982, December) 111 —Disk utility
- FLSRCH (1982, December) 111 —Disk utility
- FLTSIM32 (1983, June) 58 —Instrument flight simulator (also FLTSIM16)
- FOLLOW (1984, October) 54 —Elementary education demo
- FOOTBALL (1984, December) 110 —Graphics demo
- FOOTBALL (1984, November) 179 —Graphics demo
- FORMAT (1985, May) 128 —To format BASIC listings
- FORMATR (1983, June) 162 —Utility for Gemini printer
- FRACTALD (1983, July) 29 —Graphics demo (also FRACTAL1-3)
- FRACTION (1983, February) 102 —Elementary math aid
- FREEBIT (1983, April) Bonus —Graphics demo
- FRP (1982, December) 50 —Adventure game aid
- FRP (1982, November) 66 —Adventure game
- FRP (1982, September) 23 —Adventure game aid
- FRPDAT (1982, November) 68 —See FRP
- FRUITFLY (1985, January) 144 —Action game
- FSTPAINT (1983, October) 64 —PAINT demo
- GAME 1 (1984, February) 93 —Adventure game (also GAME 2-4)
- GEMPRINT (1985, May) 46 —Gemini screen print
- GENLINK (1985, January) 59 —Tape utility
- GEO GAME (1984, September) 180 —States and capitals
- GEORGE (1982, November) 85 —Graphics demo
- GHOSTBST (1985, January) 38 —Graphics demo
- GIFTLIST (1984, December) 297 —Gift giving list (PASCAL)
- GL (1982, October) 20 —Prints expense ledgers
- GLOMMER (1983, October) 122 —4K graphics
- GOLDPILE (1984, September) 54 —Interest checker
- GPDUMP (1984, May) 140 —CGP-115 printer utility
- GRADEAVG (1983, September) 229 —Teacher's report
- GRADEBK (1982, September) 9 —Teacher's aid
- GRAF-1 (1982, May) 8 —Graphics demo (also GRAF-2 to GRAF-7)
- GRAFDMP3 (1983, October) 304 —Graphics demo
- GRAFDUMP (1983, October) 298 —Graphics demo
- GRAFICOM (1984, April) 227 —Picture demo
- GRAFMESS (1983, November) 24 —BBS system
- GRAFXXX (1983, January) 84 —X-pad utility
- GRAGSALE (1984, May) 156 —Garage sale record keeper
- GRAPH (1984, February) 55 —Plot a pie-graph
- GRAPHIC (1982, September) 32 —Graphics demo
- GRAPHICS (1982, November) 86 —Graphics demo
- GRAPHICS (1985, April) 268 —Graphics demo (PASCAL)
- GRDELST (1984, October) 31 —see SPELTEST
- GREETING (1984, December) 61 —Holiday graphics
- GUIDE (1984, November) 256 —Elementary school drill
- GUIAR (1984, June) 164 —Display guitar chords
- HAMFREQ (1983, December) 41 —Ham radio utility
- HANDLER (1984, November) 104 —Disk utility
- HANGMAN (1983, February) 40 —Game
- HANOI (1982, November) 42 —Towers of Hanoi game
- HARDCOPY (1984, March) 124 —Print contents of screen
- HEALTH (1982, November) 124 —Health questionnaire
- HEIST (1984, May) 195 —Hi-res game
- HEXHAPPY (1984, July) 151 —Hexadecimal drill
- HEXTUTOR (1983, April) 178 —Hexadecimal drill
- HI-Q (1985, June) 99 —Game
- HIDEDIR (1983, October) 52 —Disk utility
- HOBBIT (1983, January) 122 —Game
- HOLIDAY (1984, January) 150 —Graphics demo
- HOME (1985, January) 26 —Graphics demo
- HOMEBDGT (1983, July) 60 —Home finance
- HOMEFIN (1985, March) 90 —Home finance
- HOMEUTIL (1983, March) 64 —Utility bill calculator
- HOMONYM (1985, April) 77 —Quiz on homonyms
- HOMONYMS (1983, February) 16 —Random number demo
- HOMRUN (1983, August) 84 —Program for Plug-in power controller
- HOSSPACE (1983, April) 28 —Game
- HOURLAS (1985, January) 156 —Programming utility
- HOUSES (1984, March) 164 —Home ownership questionnaire
- HOW (1983, November) 204 —Number guessing game
- HURICANE (1984, October) 164 —Home hurricane tracking station
- HYRES (1982, October) 92 —ML graphics demo
- ICE (1982, June) 25 —Game (ice lander)
- IDEAS 2 (1983, September) 145 —Education—choose topic to write about
- IDENTKIT (1983, October) 306 —Draw a face
- ILLUSION (1983, March) 28 —Optical illusion
- ILLUSION (1983, October) 78 —Graphics demo
- IMAGES (1984, February) 198 —Introduction to image processing
- INCOEXP (1985, April) 175 —Landlord program
- INCOMTAX (1983, April) ?? —From February 1983, page 18—Income tax
- INCOMTAX (1983, February) 18 —Income tax aid
- INFLATION (1984, March) 76 —Effect of inflation
- INITMEMB (1984, November) 48 —BBS patch (RAINBORD)
- INIT36 (1983, October) 51 —Disk utility
- INMAN1 (1982, December) 41 —Graphics demo (also INMAN2-3)
- INMAN1 (1982, October) 17 —Graphics demo
- INMAN1 (1983, January) 106 —Graphics demo (also INMAN2)
- INPUT (1985, April) 112 —Full sentence input routine
- INSTALL (1984, December) 36 —Change ROMS
- INSTRFLT (1984, August) 75 —Simulation game—flight
- INTEREST (1985, March) 253 —Interest calculator (PASCAL)
- INVADERS (1983, March) 218 —Action game
- INVITE (1983, January) 74 —Birthday party invitation
- IRA PROJ (1984, August) 86 —Pension projection
- J&E(L3) (1983, September) 56 —Logo for math club
- JINFILE (1984, November) 169 —Jumbo information file handler
- JK DRAW (1983, March) 186 —Joystick drawing
- JNKFOOD1 (1984, November) 92 —Game
- JNKFOOD2 (1984, November) 94 —Game
- JNKFOOD3 (1984, November) 95 —Game
- JNKFOOD4 (1984, November) 99 —Game
- JOPLIN (1984, June) 57 —Data for COMPOSER (Dec 83)
- JOYIN (1982, August) 18 —Demo of JOYIN ROM call
- JOYSTICK (1985, March) 232 —Joystick demo
- JSTKTEST (1985, June) 105 —Wireless joystick test
- JUNGLE (1984, August) 19 —4K graphics game
- KCE (1985, January) 45 —Keyboard cassette controller
- KDYBOD (1983, December) 209 —Driver for calculator keyboard conversion
- KEYBOARD (1984, March) 129 —Typing tutor
- KEYBOMB (1984, August) 150 —Elementary school game
- KEYFUN (1984, January) 210 —Elementary education game
- KOLARDES (1984, January) 66 —Random graphics
- KWICDRAW (1985, May) 63 —Graphic utility
- LABELER (1983, June) 30 —Cassette label maker
- LABELS (1984, May) 77 —Mailing labels
- LANDLORD (1984, July) 32 —Game like Monopoly
- LASRWORM (1983, November) 220 —Action game
- LAYOUT (1984, June) 28 —Interior decorating aid
- LEMONADE (1983, April) 60 —Simulation game
- LETRHEAD (1982, April) 48 —Letterhead logo
- LETTERS (1985, May) 147 —DRAW alphabet on hi-res screen
- LG DUMP (1985, May) 20 —Large screen dump for Prowriter
- LICEN-LR (1983, October) 107 —"Computer license" for schools
- LICENSE (1983, October) 107 —"Computer license" for schools
- LIGHTN (1983, April) 16 —Graphics demo
- LIGHTPEN (1983, April) 90 —Light pen demo (also LITPEN2)
- LIL E 1 (1984, October) 122 —Improved editor
- LIL E 2 (1984, October) 124 —Improved editor
- LINES (1983, August) 80 —Random display of lines
- LINK2 (1985, January) 60 —see GENLINK
- LINK3 (1985, January) 61 —see GENLINK
- LINK4 (1985, January) 64 —see GENLINK
- LINKS (1985, January) 64 —see GENLINK
- LISTER (1985, January) 151 —Listing utility
- LISTING1 (1984, May) 117 —Tutorial
- LISTING1 (1984, October) 92 —Lo-res graphics demo
- LISTING1 (1985, April) 247 —EDIT tutorial
- LISTING1 (1985, January) 88 —Tutorial
- LISTING1 (1985, June) 158 —Using the DRAW statement
- LISTING1 (1985, March) 102 —Elementary drill-sentences
- LISTING2 (1984, August) 65 —see TRAPPERR
- LISTING2 (1984, December) 254 —51 column utility
- LISTING2 (1984, March) 96 —see PLAYBOOK
- LISTING2 (1984, May) 118 —Tutorial
- LISTING2 (1985, January) 88 —Tutorial
- LISTING2 (1985, June) 158 —Using the DRAW statement
- LISTING2 (1985, March) 102 —Elementary drill-sentences
- LISTING3 (1984, August) 65 —see TRAPPERR
- LISTING3 (1984, March) 96 —see PLAYBOOK
- LISTING3 (1985, March) 103 —Elementary drill-sentences
- LITTLE E (1984, April) 181 —Improved editor
- LLISTER (1985, January) 151 —Listing utility
- LOADPIX (1984, October) 134 —Graphics utility for "ART GALLERY"
- LOAN (1982, October) 70 —Amortize a loan
- LOCOCOCO (1984, June) 69 —Graphics demo
- LOGSHEET (1982, December) 124 —Ham radio utility
- LTRWRITER (1984, January) 87 —Letter writing program
- LURKLEY (1985, March) 44 —Adventure game
- MACDATA (1983, December) 181 —Machine language to Basic data converter
- MADADDER (1984, September) 149 —Mathematics game
- MANYPOLY (1983, April) 110 —Graphics demo
- MAPMNDER (1983, November) 293 —X-pad demo
- MARATHON (1983, October) 19 —Action game
- MARKUP (1984, March) 21 —Small business application
- MARQUEE (1983, February) 204 —Graphics demo
- MARYSONG (1983, September) 220 —See and hear music sample
- MASH16K (1984, August) 67 —Trivia game
- MASH32K (1984, August) 67 —bonus —Trivia game
- MASTERMND (1983, August) 21 —Game like Mastermind
- MASTER1 (1984, August) 238 —Assembly tutorial
- MASTER2 (1984, August) 239 —Assembly tutorial
- MASTER3 (1984, August) 239 —Assembly tutorial
- MATCHING (1985, April) 76 —Matching quiz
- MATH (1982, September) 82 —Math practice
- MATHDRIL (1984, September) 228 —Drill for mathematics
- MATHGAME (1984, January) 99 —Educational math game
- MATHGEN (1984, August) 42 —Teacher's worksheet generator
- MATHLAB (1985, February) 122 —Math quiz with speech
- MATHPAL (1983, January) 111 —Elementary education drill

- MATHPROB (1984, August) 49 —Teacher's math problem generator
- MATHQUIZ (1983, September) 154 —Elementary math quiz
- MAZEBLDR (1985, May) 116 —See RAT MAZE
- MCQUIZ (1984, September) 59 —Multiple choice test generator
- MC10CONV (1983, October) 196 —MC-10 conversion routine
- MEMCHECK (1984, March) 32 —Aid to enter ML programs
- MEMEX1 (1982, December) 54 —Examine memory contents (also MEMEX2)
- MEMORY (1983, July) 202 —Game
- MEMORY (1984, January) 116 —Concentration-like game
- MEMSCAN (1984, April) 124 —Utility to scan memory addresses
- MERGE (1985, February) 161 —Cassette merge utility
- MERRO (1984, February) 28 —Adventure game
- MERYXMAS (1983, December) 205 —Animated graphic Xmas card
- MINICALC (1982, October) 60 —Spreadsheet program
- MINIDATA (1985, June) 152 —Simple database management program
- MINIDOS (1983, July) 48 —Virtual disk demo
- MINIMON (1982, October) 38 —Machine language monitor
- MINIVENT (1984, February) 40 —Demo of adventure programming technique
- MINIVENT (1984, March) 40 —Adventure game aid
- MISNLTR (1984, January) 211 —Elementary education game
- MISSILES (1983, August) 216 —Action game
- MLCASSET (1983, October) 84 —ML cassette I/O
- MNUTWALZ (1985, June) 130 —Music demo of Chopin
- MOCALC (1984, April) 189 —Spreadsheet
- MOD ART (1984, January) 24 —Random graphics art
- MODE4PRT (1985, May) 93 —Utility for Okidata ML92 printer
- MOIRE (1982, October) 74 —Graphics demo
- MOIRE (1984, October) 19 —Graphics demo
- MOIRE1 (1982, November) 23 —Graphics demo (also MOIRE2-4)
- MONSMENU (1983, June) 126 —Adventure game utility
- MONSTERS (1982, October) 108 —Adventure game aid
- MOREPOLY (1982, April) 10 —Graphics demo
- MPP BASIC (1982, May) 36 —Motion picture programming
- MR ED (1983, June) 140 —Improved editor
- MSGCENTR (1984, November) 31 —Home message center
- MSTRMSGR (1983, November) 43 —Compose BBS message off-line
- MULTO (1985, June) 18 —Game to learn multiplication
- MUSIC (1983, September) 219 —See and hear music
- MUSIC (1984, June) 185 —Music demo
- MUSIC- (1984, June) 77 —Music synthesizer
- MUS11812 (1984, June) 67 —1812 Overture
- MYSTERY (1984, September) 81 —Learning game
- NAMES (1984, May) 113 —Adventure game aid
- NAMESONG (1985, June) 163 —Name that Tune game
- NFL-16 (1982, July) 54 —Football stats
- NFLS (1982, June) 12 —NFL schedules
- NMBRJACK (1985, May) 28 —Memory game
- NONGRAPH (1982, September) 72 —Graphics demo
- NOTETUTR (1985, June) 92 —Piano note tutor
- NUKESIM (1983, April) 112 —Nuclear simulation
- NUM QUIZ (1984, January) 140 —Number base conversion quiz
- NUMBERS (1984, April) 184 —Hi-res printing of numbers
- NUMBERS (1984, June) 121 —Elementary education game
- NUMMEN (1982, September) 18 —Number picking game
- NUTCRCRKR (1983, December) 132 —bonus —Demo for COMPOSER
- OASIS (1985, June) 229 —Hints on the PEEK command
- DASIS (1985, May) 181 —Elementary school game
- OLYMPICS (1984, August) 156 —Olympic symbol
- OPPOSITE (1982, August) 41 —Education game
- OPTICAL (1983, March) 28 —Optical illusion
- ORBITSIM (1984, July) 188 —Simulate orbital parameters
- ORDER (1982, August) 19 —Mail order generator
- ORDER 1 (1985, May) 173 —Mail order generator
- ORDER 2 (1985, May) 176 —Mail order generator for Okidata 92 printers
- OUTPOSTS (1983, February) 34 —Game
- PAC EM (1984, January) 70 —Action game
- PAD 1 (1983, January) 84 —X-pad demo (also PAD 2 - PAD 8)
- PAGER (1983, April) 82 —Memory examiner
- PAGER (1984, December) 168 —128K utility
- PAINTCAR (1983, September) 304 —Demo of PAINT
- PAINTER (1984, March) 136 —see CONVERT
- PAIR16 (1984, October) 112 —16 position pairings
- PAIR8 (1984, October) 107 —8 position pairings
- PARAJUMP (1982, December) 76 —Game
- PARAJUMP (1983, December) 177 —Action game
- PARIBET (1984, April) 195 —Gambling game
- PARRECT (1983, March) 102 —Graphics demo
- PAR6V10 (1984, December) 158 —Disk utility
- PAR6V11 (1984, December) 158 —Disk utility
- PARTV10 (1985, January) 166 —Disk utility
- PARTV11 (1985, January) 166 —Disk utility
- PATCH (1984, November) 45 —BBS patch (RAINBORD)
- PATCH10 (1984, September) 79 —Disk utility
- PATCH11 (1984, September) 79 —Disk utility
- PATROL (1984, July) 75 —Graphics demo
- PATTERNS (1985, June) 229 —Number patterns
- PATTERNS (1985, May) 182 —Number patterns game
- PENGUIN (1985, February) 36 —Adventure game
- PERIMETR (1984, April) 44 —Find areas or perimeters
- PERSAVE (1984, November) 132 —Home finance
- PERT (1985, March) 142 —Project evaluation review technique
- PHONE (1982, November) 82 —Elementary education drill
- PIANO (1984, June) 19 —Music—piano keyboard
- PICMAKER (1984, January) 187 —See PUZLSTIX
- PICTURE (1982, May) 36 —Motion picture programming
- PIEGRAPH (1984, January) 193 —Plot a pie-graph
- PIEGRAPH (1984, March) 202 —Plot a pie-graph
- PILOT (1984, March) 68 —Hi-res airplane game
- PIPELINE (1983, June) 258 —Game
- PIXDUMP (1983, June) 250 —Screen dump utility
- PIXGEN (1985, May) 64 —Graphic utility
- PLAYBOOK (1984, March) 88 —Aid to sport's coach
- PLOTTER (1982, December) 170 —Utility for CGP-115 printer
- PLUGNPOW (1983, February) 160 —Plug 'n Power utility
- PMODE4 (1983, July) 262 —Screen print dump
- PNPCLOCK (1983, April) 21 —Real time clock
- POKER (1983, April) 162 —Game
- POLYGONS (1983, December) 318 —Graphics demo
- PONG (1982, September) 41 —Game
- PORSCHE (1985, April) 240 —Draw a car
- POSTCARD (1984, May) 86 —Postcard maker
- POWER (1982, October) 73 —Open RS232 port for continuous feed
- PREFIX (1983, February) 110 —Ham radio call signs
- PRESIDENT (1984, October) 149 —Trivia game
- PRINTDIR (1983, March) 112 —Disk DIR utility
- PRNTHDG (1983, February) 207 —Change print statements to PRINT#-2
- PRNTUTIL (1982, September) 51 —Printer utilities
- %PROFIT (1984, March) 21 —Small business application
- PROMNADE (1985, June) 56 —Animated graphics demo
- PROTECT (1984, January) 147 —CSAVE protection utility
- PRTGEM (1984, September) 67 —see MCQUIZ
- PRTMAJIC (1984, May) 22 —Printer utility
- PRTV11 (1984, September) 64 —see MCQUIZ
- PSGDEMO (1984, August) 145 —I/O interface driver
- PSGDRVR (1984, August) 144 —I/O interface driver
- PUMPKIN (1982, October) 104 —Graphics demo
- PUT1 (1985, January) 24 —Graphics demo
- PUT2 (1985, January) 24 —Graphics demo
- PUZLSTIX (1984, January) 185 —Game like jig-saw puzzle
- Q-NERD (1984, May) 176 —Like Q-BERT
- QCKFIND (1983, December) 164 —Alphabetic list of up to 10 disk directories
- QSORT (1983, July) 120 —Sorting utility
- QSORT ML (1983, August) 204 —Machine language sort procedure
- QSORTDIR (1983, August) 204 —Machine language sort procedure
- QSORTTST (1983, August) 202 —Machine language sort procedure
- QUADRAW (1983, October) 77 —Graphics demo
- QUIZ 1 (1984, July) 164 —True-false quiz (also QUIZ 2-3)
- QUIZMAKR (1984, June) 110 —Teacher's aid
- RACER (1985, March) 128 —Hi-res racing game
- RACES (1984, April) 85 —Horse race game
- RAINBORD (1983, November) 29 —BBS System
- RAINBUG (1983, April) 44 —Machine language monitor
- RAINBUG (1983, August) 60 —Machine language monitor part 4
- RAINBUG (1983, June) 264 —Machine language monitor
- RAINBUG (1983, July) 234 —Machine language monitor
- RAINBUG (1983, September) 308 —Machine language monitor (5)
- RAINDEX (1983, January) 126 —Indexing program
- RAINDROP (1983, October) 77 —Graphics demo
- RAINTEXT (1983, June) 76 —Word processor, Part I
- RAINTEXT (1983, September) 291 —Word processor, Part II
- RANDOLF (1983, February) 77 —From January 1983, page 26—Adventure game
- RANDOM (1982, May) 44 —Random number demo
- RAT MAZE (1985, May) 108 —Game
- RBCPLUS (1984, February) 24 —Rainbow check improved
- RBOADE (1982, July) 9 —Adventure game
- RBOWCHECK (1983, January) 95 —Rainbowcheck utility
- READBIN (1983, December) 180 —Read binary disk file and print output
- REALTIME (1985, June) 83 —Real time clock (need hardware mod)
- REDCHASE (1983, November) 158 —Red screen graphics
- REG POLY (1983, April) 106 —Graphics demo
- REMOTE (1983, November) 24 —BBS system
- REMOTE (1983, November) 120 —Remote operation of CoCo
- RENGMANG (1985, March) 110 —Rental property system
- RENTMENU (1985, March) 108 —Rental property system
- REV DEMO (1983, August) 288 —Reverse video demo
- REVENGE (1983, July) 138 —Game
- REVERSE (1984, July) 69 —Game
- REVFIELD (1983, August) 285 —Reverse video utility (Basic)
- REVFLOML (1983, August) 286 —Reverse video utility (Assembly)
- REVOLVE (1983, April) 188 —Graphics demo
- RINGS (1982, July) 27 —Adventure game aid
- RXPATE (1983, June) 148 —Readability estimate (education)
- RND LAB (1983, September) 19 —Scheduler for teachers
- RNDWALK (1983, January) 130 —Random walk demo (2 programs)
- ROACH (1983, June) 38 —Game
- ROADRACE (1984, November) 37 —Roadracing game
- ROCKET (1985, June) 58 —Animated graphics demo
- ROCKFEST (1984, May) 94 —Graphics demo
- ROLLUP (1983, December) 231 —Adventure game character generator
- ROTRECT (1983, March) 102 —Graphics demo
- ROULETTE (1984, April) 28 —Gambling game
- RULERRDR (1983, September) 124 —Elementary education—use a ruler
- RUNNER 1 (1984, March) 171 —Running game
- RUNNER 2 (1984, March) 173 —see RUNNER 1
- RUNNER 3 (1984, March) 174 —see RUNNER 1

RUN4LIFE (1985, April) 20 — Action game  
 SAFECRKR (1983, August) 290 — Safe cracking game  
 SAILDAT (1982, October) 76 — See SAILOR  
 SAILOR (1982, October) 76 — Sail boat game  
 SALESREG (1983, August) 143 — Cash register conversion  
 SAMPLE (1984, January) 156 — PMODE demo  
 SAR 27 (1983, January) 170 — 3D graphics  
 SAVEM (1982, April) 42 — Save ML programs to disk  
 SCANDAL (1984, October) 248 — Search BASIC program for string  
 SCORING (1982, April) 40 — Hi-res on screen scoring  
 SCRAMBLR (1984, September) 132 — Word scrambler for spelling tests  
 SCREENCL (1983, March) 84 — Screen control utility  
 SCREEN51 (1984, December) 253 — 51 column utility  
 SCREEN51 (1985, January) 248 — 51 column utility  
 SCREEN51 (1985, February) 112 — 51 column utility (final)  
 SCRIPT (1983, December) 194 — Education - help slow reader  
 SCRIPT (1985, May) 69 — Cursive writing with CGP-115  
 SCRNDUMP (1985, May) 20 — Screen dump for Prowriter printer  
 SCRNOUIZ (1984, June) 108 — Teacher's aid  
 SCROLLP (1982, November) 46 — Scroll protection utility  
 SDC (1985, June) 113 — Disk utility  
 SENTENCE (1985, February) 240 — Sentence construction drill  
 SERLEV10 (1984, December) 158 — Disk utility  
 SERLEV11 (1984, December) 156 — Disk utility  
 SERLV10 (1985, January) 166 — Disk utility  
 SERLV11 (1985, January) 168 — Disk utility  
 SHORTHND (1984, February) 191 — Keyboard utility  
 SHPS&CLR (1984, January) 212 — Elementary education game  
 SHUFFLE (1983, July) 196 — Game  
 SHUTRBUG (1983, October) 70 — Game  
 SHUTTLE (1984, May) 133 — Graphics demo  
 SIGN (1983, February) 110 of 1983, January — Graphic sign maker  
 SIGNS (1983, June) 198 — Printer utility  
 SIGNS (1984, August) 106 — Elementary math game  
 SIN-COS (1983, June) 90 — Graphics demo  
 SINFONIA (1983, November) 152 — Music by J.S. Bach  
 SKETCH (1984, October) 100 — Joystick painting  
 SLASH (1984, July) 87 — Printer utility  
 SLOPAINT (1983, October) 62 — PAINT demo  
 SLTMACHN (1984, April) 132 — Gambling game  
 SNAKE (1985, January) 248 — Demo of ML graphics game  
 SNAKER (1984, January) 173 — Lo-res action game  
 SOA (1984, December) 247 — Graphics demo  
 SONGS (1982, December) 10 — Music demo  
 SONGTIME (1984, January) 211 — Elementary education game  
 SPACRACE (1985, February) 70 — Math game  
 SPEEDMTH (1983, December) 127 — Math quiz  
 SPELLING (1983, March) 196 — Spelling test  
 SPELTEST (1984, October) 29 — Spelling test  
 SPINNER (1983, April) 190 — Graphics demo  
 SPOOLER (1983, June) 246 — Print spooler

ST FBALL (1983, August) 236 — Simulation game  
 STAFF (1982, December) 68 — Music note tutorial  
 STARMAP (1982, June) 58 — Create a mini-planetary-lum  
 STARSONG (1985, March) 104 — Graphics demo  
 STATEMEN (1982, November) 98 — Send out an invoice  
 STATS (1983, July) 92 — Little League statistics  
 STATS (1983, October) 144 — Statistics tutorial  
 STOLTR (1983, December) 70 — Write your Xmas letters  
 STKINDEX (1985, March) 173 — Stock market index  
 STKMARKT (1984, August) 121 — Simulation game  
 STNDGLAS (1983, August) 28 — Graphics display of stained glass window  
 STOP IT (1983, March) 136 — Game  
 SUB HUNT (1983, March) 144 — Game  
 SUBTIME (1984, April) 40 — Fixes text or screen  
 SURFACE (1985, April) 53 — Simulation game  
 SWAMP (1982, June) 49 — Game  
 SYSOP (1983, November) 25 — BBS system  
 SYSOP2 (1984, November) 48 — BBS patch (RAIN-BORD)  
 SYSSAVE (1984, July) 21 — Disk utility  
 SYSTEM (1984, July) 23 — Disk utility  
 T-BILL (1985, March) 153 — Treasury bill calculator  
 TAPE DAT (1983, February) 96 — Tape catalog generator  
 TAPEDIR (1983, December) 169 — Cassette tape directory  
 TAROT (1984, October) 75 — Fortune telling game  
 TARTAN (1983, January) 49 — Graphics demo  
 TAX-HIST (1983, February) 148 — Income tax utility  
 TCHRAID (1983, December) 294 — Teacher's aid — help fill out forms  
 TELECOM (1983, November) 53 — Modem II auto dialer  
 TERMS (1985, May) 141 — See TRI-HANG  
 TESTDEMO (1983, June) 24 — Printer utility  
 TESTEM (1982, May) 17 — Multiple choice tester  
 TESTEM 1 (1984, April) 57 — Hi-res screen quiz  
 TESTEM 2 (1984, April) 60 — see TESTEM 1  
 TEXTPRO (1985, January) 105 — Text processor  
 THE GAME (1984, April) 213 — Hi-res graphics game  
 THE TRACK (1982, September) 60 — Racing car game  
 THE TRIP (1984, August) 92 — Hi-res adventure game  
 THE WORD (1983, February) 48 — Elementary word game  
 TIMER (1983, December) 184 — Clock speed timer  
 TITLE (1984, January) 64 — Center a title  
 TONE ROW (1984, June) 24 — Music utility  
 TORI(L1) (1983, September) 53 — Logo for math club  
 TPTDSK (1984, February) — see January, page 49  
 TPTDSK (1984, January) 49 — Tape to disk utility — also in Feb. tape  
 TRAILING (1983, August) 36 — Action game  
 TRANSACT (1985, April) 173 — Landlord program  
 TRANSFER (1982, December) 29 — See ASMBCOR  
 TRAPPERR (1984, August) 65 — ON ERROR utility  
 TREASURE (1985, May) 82 — Geometric treasure hunt  
 TRI-HANG (1985, May) 134 — Talking hangman game  
 TRIGSHOW (1983, January) 175 — Trigonometry demo

TRIVIA (1983, June) 16 — Trivia game  
 TRIVIAL (1983, December) 93 — "Trivial Pursuit" like game  
 TUMBRELA (1983, October) 204 — Graphics demo  
 TUNING (1982, April) 36 — Music demo  
 TURNSCRW (1985, May) 57 — Software for Radio Shack voice synthesizer  
 TUTORIAL (1983, December) 118 — String handling tutorial  
 TUTORIAL (1983, October) 182 — BASIC tutorial  
 TWIRLER (1983, October) 78 — Graphics demo  
 TWIRLERS (1983, April) 190 — Graphics demo  
 TYPEII (1982, December) 116 — Printer utility  
 TYPESET (1984, June) 176 — Typeset modem file transfer  
 UNIDATFL (1982, June) 57 — Database manager  
 UTILITY (1983, September) 78 — Transfer EDTASM from tape to disk  
 VITEX93 (1983, September) 208 — Draw complex shapes  
 VOTRAX (1984, June) 130 — Utility for VOTRAX  
 VOWELS (1983, April) 96 — Vowel counter  
 VROOM (1983, February) 132 — Decision maker model  
 WAGER (1984, May) 168 — Horse racing game  
 WALPAPER (1984, June) 206 — Wallpaper coverage calculator  
 WARGAME (1983, November) 93 — Simulation game  
 WARGAME2 (1983, November) 100 — Simulation game  
 WARGAME3 (1983, November) 105 — Simulation game  
 WARGAME4 (1983, November) 106 — Simulation game  
 WDPRO (1982, May) 6 — Word processor  
 WEFAX (1985, February) 45 — Satellite weather map  
 WHATZIT (1983, July) 124 — Wordgame  
 WHEEL (1984, April) 141 — Game like Hangman  
 WIDGET (1983, July) 172 — Graphics demo  
 WILDWEB (1982, April) 37 — Game  
 WINDOW (1984, June) 61 — Tutorial  
 WINTER (1984, February) 120 — Graphics demo  
 WORD (1982, September) 95 — Word game  
 WORDGAME (1984, November) 85 — Game  
 WORDLOAD (1984, September) 168 — see AUDI-OSPL  
 WORDPRO (1982, November) 138 — Word processor  
 WORDSRCH (1982, December) 130 — Spelling drill  
 WRITIDEA (1983, September) 140 — Education — choose topic to write about  
 WRKSHEET (1983, October) 148 — PRINT@ locations  
 XMSCARD (1984, December) 136 — Makes Xmas cards  
 XMSCRCLS (1983, December) 35 — Music for Xmas  
 XMSLTR (1983, December) 69 — Write your Xmas letters  
 178 POKE (1983, October) 102 — Graphics utility  
 2-COLUMN (1985, May) 44 — LLIST in 2 columns  
 2CRAPSA (1983, June) 256 — Game  
 20 ODD (1984, January) 202 — Graphics demo  
 3CRAPS (1983, June) 257 — Game  
 3CRAPSA (1983, July) 148 — Game  
 3D (1982, November) 8 — Game in 3 dimensions  
 3DGRAPH (1983, June) 116 — 3 dimension plots  
 3DMAZE (1982, April) 7 — Hi-res labyrinth game  
 64KBASIC (1983, October) 319 — Use 64K  
 7COLORS (1985, January) 38 — Graphics demo  
 B-COLOR (1984, October) 19 — Graphics demo



# Give Your Eyes And Fingers A Break!

With RAINBOW ON TAPE, you'll spend your time enjoying programs instead of typing . . . typing . . . typing them. Each month, RAINBOW ON TAPE brings you ready-to-run programs from the current issue of THE RAINBOW (excluding OS-9 programs and any less than 20 lines long). Think of how your software library will grow. With your first year's subscription, you'll get more than 230 new programs: games, utilities, business programs, home applications — the full spectrum of THE RAINBOW's offerings.

You will receive as many as two dozen programs a month. Using the documentation provided by the magazine, all you have to do is load and run them!



## A luxury service at a bargain-basement price:

RAINBOW ON TAPE single-copy rate is \$10 within the U.S.; \$12 for all other countries. RAINBOW ON TAPE annual subscription rate is \$80 within the U.S.; \$90 in Canada; and \$105 for all other countries.

## Past Releases of RAINBOW ON TAPE Available, Too!

If you're among many readers of THE RAINBOW who file every issue, expecting someday to need a program or article contained within the magazine, past releases of RAINBOW ON TAPE are available — beginning with the April 1982 edition (Please check this issue's Table of Contents for "Back Issue Information" to review previous magazine themes).

### Programs From Past Anniversary Issues:

**July 1984** — "Arconiax Assignment," the first-ever scratch-and-sniff Adventure; "American Patrol," a graphics and musical salute to Independence Day; "Landlord," a Simulation of Monopoly, the popular board game; "Cooking With CoCo," the first in a series of programs to enhance disk operating systems; and "Bats and Bugs," an arcade-type thriller. Plus, educational and utility programs.

**July 1983** — "Home Budget," a program for keeping track of income and expenses; "Stats," for figuring batting averages of youth baseball teams; "Animator," a utility program for creating animated graphics; "Snail's Revenge," a fast-moving, arcade-type challenge; "Fascinating Fractals," a showcase of geometric patterns; and "Dots," an electronic version of a popular game. And more!

## The Perfect Companion To Your RAINBOW

Each edition of RAINBOW ON TAPE is a collection of ready-to-load-and-run programs from the corresponding month's issue of RAINBOW magazine. RAINBOW ON TAPE is not a "stand-alone" product, but is intended to be an adjunct and complement to the magazine. That is, even if you purchase RAINBOW ON TAPE, you will still need the magazine for loading and operating instructions. RAINBOW ON TAPE will not run on Dragon or MC-10 computers.

*Look for the order card between pages 34 and 35 in this issue.*

To order by phone, call: (502) 228-4492

# CoCo Community

We have compiled a list of Color Computer Clubs because of the many requests we have received. CoCo Clubs may wish to exchange newsletters, share ideas for topics of discussion at monthly meetings, etc.

Please let us know if we have omitted any clubs and send us complete up-to-date addresses. Only those clubs which have signed our "agreement form" will appear in this listing of CoCo Clubs. Also, please notify us if you wish to add or delete any names on this list. Send your information to:

CoCo Clubs  
THE RAINBOW  
9529 U.S. Highway 42  
P.O. Box 385  
Prospect, KY 40059

## ALABAMA

Birmingham Alabama Color Computer Club, Robert Matthews, 3529 Laurel View Lane, Birmingham, 35216, (205) 933-0887

Huntsville Color-80 Users Group, Randy Niemann, 1011 Versailles Dr., S.E., Huntsville, 35803, (205) 882-2485

## ALASKA

Alaska Color Computer Users' Group, Rick McDannel, 430C Beluga Ave., Ft. Richardson, 99505, (907) 428-0392

## ARIZONA

Huachuca Hot Pokers, James Standley, 235-A Jeffords Street (NBU-96H), Ft. Huachuca, 85613, (602) 458-8338

Tucson Color Computer Club, William H. Nunn, 6857 A Lighting Circle #22, Tucson, 85708

## ARKANSAS

Central Arkansas CoCo Club, Melinda Braslovsky, 1203 Erving Rd., LP Cabot, 72023, (501) 982-8854

## CALIFORNIA

Color America Users Group, Mark Randall, 2227 Canyon Rd., Arcadia, 91006, (213) 355-6111

The Davis CoCoNuts, Adam Sherman, 1818 Haussler Dr., Davis, 95616, (916) 758-3195

Sacramento Color Computer Club, Wayne Chrisope, P.O. Box 9, Elverta, 95626

North American CoCo - Orange County, Eric Wilson, 8405 Sweetwater Circle, Huntington Beach, 92646, BBS (714) 847-2268

Joe Bennett, 1189 Florida Street, Imperial Beach, 92023, (474-6213)

Los Angeles-Wilshire Color Computer Users' Group, Norm Wolfe, P.O. Box 11151, Beverly Hills, 90213

Ventura County Color Computer Club (VC4), John Bascoe, Oxnard Public Library, 214 "C" Street, Oxnard, 93030, (805) 987-4752 or DATA (805) 484-5491

Sacramento CoCo Club, Charles Doughty, Box 60511, Sacramento, 95860

Salinas Color Computer Club, Larry Livingston, 501 Monterey Highway, Salinas, 93906, (408) 484-9697

Citrus Color Computer Club, Joseph Kohn, P.O. Box 6991, San Bernardino, 92412, (714) 792-8721

The MC-10 Newsletter Club, Jose J. Bray, 4730 Cass Street, San Diego, 92109, (619) 483-8744

Local Color—A CoCo Club of San Francisco, Andrew G. Kieval, P.O. Box 421242, San Francisco, 94142

San Joaquin CoCo Club, Steven Paul Moreno, P.O. Box 99024, Stockton, 95209, (209) 951-3938

Silicon Valley Color Computer Club, Shawn Jipp, P.O. Box 61593, Sunnyvale, 94088, (408) 749-1947

CoCo Nutz Computer Club, Walter V. Seay, 68-461 Highway 86, Thermal, 92274, (619) 397-4252

Conejo Color Computer Users Group, Robert S. Rimmer, 472 Sundance Street, Thousand Oaks, 91360, (805) 492-4972

South Bay Color Computer Club, Karen Schlottbauer, 23113 Dana Ave., Torrance, 90501, (213) 539-2539

## COLORADO

Lowry Microcomputer Club/CoCo Users' Group, Jerry D. Surritte, 2249 Moline St., Aurora, 80010, (303) 343-3273

Colorado Color Computer Club, Joe Applegate, P.O. Box 33492, Northglenn, 80233, (303) 650-9758

## FLORIDA

Northwest Florida CoCo Nuts, William N. Lamb, P.O. Box 1032, Fort Walton Beach, 32549, (904) 244-5281

Alachua County CoCo Special Interest Group, Chris Meyers, P.O. Box 14927, Gainesville, 32604, (904) 378-9598

Jacksonville Color Computer Club, William H. Brown II, 2411 Hirsch Ave., Jacksonville, 32216, (904) 721-0282

CoCo Chips Color Computer Club, 6 Belle Mead Circle, Largo, 33540, (813) 581-7779

Broward County Color Computer Club, Timothy D. Neary, 510 S.W. 64th Ave., Margate, 33068, (305) 972-4074

South Brevard Color Computer Club, Benjamin S. Jerome, 496 Hillside Court, Melbourne, 32935, (305) 259-4609

The Naples CoCo Club, Matt Tari, 3320 7th Avenue S.W. Naples, 33964, (813) 455-4830

C.C. Club of Sarasota, Ernie Bontrager, 4047 Bee Ridge Rd., Sarasota, 33582, (813)921-7510

Broward CoCo Club, Sue Spahr, 11950 N.W. 29th Manor, Sunrise, 33582, (305) 741-4737

## IDAHO

CoCo-AG Farm Computer Users Group, Kelly Klass, Rt.1, Box 4133, Twin Falls, 83301, (205) 733-4251

## ILLINOIS

Glenside Color Computer Club, Ed Hathaway, 8 W. Stevenson Drive, Glendale Heights, 60139, (312) 462-0694

Town & Country CoCo, 5461 S. Kenwood, Chicago, (312) 493-3748

Cook County Color Computer Club, Tim Powers, 1633 Fifth Ave., Chicago Heights, 60411, (312) 747-7062

Illinois Color Computer Club of Elgin, Steven Stroud, 1098 Florimond Dr., Elgin, 60120, (312) 695-3186

Northern Illinois Color Computer Club, 580 Milton Lane, Hoffman Estates, 60194, (312) 885-2573

Peoria Color Computer Club, Lawrence Parker, 418 Lakemper Dr., Metamora, 61548, (309) 383-4312

Molokai Microcomputer Club, Steve Adler, 1301 Algonquin Rd., Schaumburg, 60196, (312) 576-3044

Chicago OS-9 Users Group, 480 Gilbert Drive, Wood Dale, 60191, (312) 860-2580

## INDIANA

Evansville Color Computer Users Group, Dave Jenkins, 1418 E. Illinois Street, Evansville, 47711, (812) 424-0099

Three Rivers Users Group, George Barber, 2410 New Haven Ave., Fort Wayne, 46815

Indy Color Computer Club, Mike Davis, P.O. Box 68702, Indianapolis, 46268, (317) 257-3300

Southern Indiana Computer Club, Route 1, Box 459, Mitchell, 47446

CoCo Program, Erik Merz, 310 Appletree Dr., Noblesville, 46060, (317) 842-1340

## IOWA

Metro Area Color Computer Club, K.L. Knudtson, 3324 11th Ave., Council Bluffs, 51501

Mid Iowa CoCo, Terry Simons, 1328 48th Street, Des Moines, 50311, (515) 279-2576

Dubuque Tandy Users Group, Wesley Kullihem, 1995 Lombard, Dubuque, 52001, (319) 556-4137

Iowa City TRS-80 Users Group, Susan Chapler, R.R. 5, The Woods, Iowa City, 52240, (319) 351-5959

## KANSAS

Kansas City CoCo Club, Mike Allinder, P.O. Box 11192, Kansas City, 66111, (913) 287-1904

Topeka Color Computer Club, Kevin Cronister, 2224 Hope, Topeka, 66614, (913) 272-1353

Color Computer Club of Wichita, Rex Rivers, 1205 N. Mosley, Wichita, 67214, (316) 264-9193

Walnut Valley C.C. Users Club, David Anderson, 1212 E. 4th St., Winfield, 67156, (316) 221-0040

## KENTUCKY

LOCO-COCO, Mike Standefor, 3141 Doreen Way, Louisville, 40220, (502) 458-6690

## LOUISIANA

Red Stick Color Computer Club, Gary Cash, 8929 Metairie Drive, Baton Rouge, 70810, (504) 293-7799

Cajun CoCo Club, Bob Hoevel, 104 Karen St., New Iberia, 70560, (318) 365-7706

**MASSACHUSETTS**

Greater Boston Super Color Users Group, Robert Blamonte, 5 Boulder Drive, Burlington, 01803  
 New England C.C. Users Group, Christopher E. Sweet, R.D. 2, Box 261, Harvard, 01451, (617) 456-8291  
 Massachusetts CoCo Club, Jason Rahaim, Spring St., Lunenburg, 01462, (617) 582-6514  
 6809'ers, Jean Salvas, 204 East Street, Springfield, 01104, (413) 734-5163

**MICHIGAN**

Petoskey Area CoCo Club (PAC?), Dennis Hoshield, 670 Legl Drive, Alanson, 49706, (616) 347-0607  
 Color C.H.I.P.S., Jack Pieron, 3175 Oakhill Place, Clarkston, 48016, (313) 827-4358  
 Greg Miller, P.O. Box 365, Haslett  
 Midland C.C. Club, Neil Drake, 709 Coolidge, Midland, 48640, (517) 631-2939  
 Michiana CoCo Club, Clay Howe, 310 S. Jefferson St., Sturgis, 49091, (616) 651-4248

**MISSISSIPPI**

Singing River C.C. Club, Mark Welch, 3605 Vancleave Rd., # 118, Gautier, 39553

**MISSOURI**

North County 80 Group, Tom Vogel, 12 Ville Donna Ct., Hazelwood, 63042, (314) 739-4078

Mid-America Color Computer Users Group, Jerry Morgon, 807 Ponca Drive, Independence, 64056, (816) 796-5813

Coconuts, 1610 N. Marian, Springfield, 65803

**MONTANA**

Billings C.C. Club, Jayne Kenyon, 4306 Phillip, Billings, 59101

**NEBRASKA**

TRS-80 Color Computer Users Group of Lincoln, Jonathan Skean, 2629 South 15th St., Lincoln, 68502, (402) 476-9815

**NEW JERSEY**

Intrasoft, Ravi Sakaria, 139 Candace Lane, Chatham Twp., 07926, (201) 635-8025

The Kid CoCo Club, Derrick Kardos, 11 Regal Drive, Colonia, NJ 07067, (201) 382-6862

Bug 80 Users' Group, George R. Miller, Jr., Box 62, Glen Gardner, 08826

Garden State Color Computer Users Group, Darren Nye, 5 North 20th Ave., Manville, 08835, Voice (201) 725-8385, Data (C.C.I.E. BBS) (201) 725-5028

Loco CoCo Club, Bud Lavin, 73B Wavercrest Ave., Winfield Park, 07036

**NEW MEXICO**

Chaves County Color Computer Club, Lee Mitchell, 1102 Melrose Drive, Roswell, 88201, (505) 623-0789

**NEW YORK**

Adirondack CoCo Club (Albany Chapter), Ron Fish, Box 4214, Albany, 12204

Adirondack CoCo Club (Athens Chapter), Pete Chast, P.O. Box 61, Athens, 12015

Adirondack CoCo Club (Glens Falls Chapter), Dave and Richard Mitchell, 39 Center St., Fort Edwards, 12826

Queensboro Color Computer Club, Bob Rosen, Springfield Blvd. & 56th Ave., Bayside, 11364, (212) 631-6233

Local CoCo, Charles Martin, P.O. Box 901, Bellmore, 11710

Broome CoCo Club, Bucky Helmer, 57 Front St., Binghamton, 13905

Kings Byte CoCo Club, Morty Libowitz, 1063 East 84th St., Brooklyn, 11236, (212) 763-4233

C.C. Club of Central N.Y., Joseph Short, 248 S. Fourth Ave., Iliion, 11357, (315) 895-7730

Olean Area CoCo Users Group, Herman L. Smith, P.O. Box 216, Olean, 14760, (716) 372-1170 or 372-3121

**NORTH CAROLINA**

TRS-80 Users' Group of Charlotte, Jason Foodman, 240 Madaris Dr., Charlotte, 28211

Bull City CoCo Users Group, Todd Wall, 5319 Durand Drive, Durham, 27703, (919) 598-1348

Raleigh Color Computer Club, David Roper, P.O. Box 881, Garner, 27529

**OHIO**

CoCo Club of Youngstown, Timothy McFadden, P.O. Box 478, Canfield, 44406, (216) 788-4218

Columbus & Central Ohio Color Computer Club, D.E. Sparrow, 19 E.N. Broadway, Columbus, 43214, (614) 268-5366

Dayton CoCo Users' Group, Joseph P. Evans, 609 Applehill Dr., W. Carrollton, 45449

Cincinnati TRS-80 Users Group, R.A. White, 44 Dow Court, Fairfield, 45014

Dayton Are Color Computer Users Group, David R. Barr, 2278 Yorkshire Pl., Kettering, 45419, (513) 293-2228

M.U.G. of CoCo—Middletown Users Group, James Carr, Middletown, 45042, (513) 424-6905

Northeastern Ohio (N.E.O.) CoCo Club, Tony Rugue, 527 Malvern Drive, Painesville, 44077, (216) 354-2736

Miami Valley CoCo Club, R. Douglas Wales, 2065 LeFeure Rd., Troy, 45373

**OREGON**

Willamette Valley CoCo Users, Brian James, P.O. Box 11468, Eugene, 97440, (503) 687-9286

**PENNSYLVANIA**

HUG-A-CoCo, George Lurie, 2012 Mill Plain Court, Harrisburg, 17110, (717) 657-2789

Penn-Jersey Color Computer Club, P.O. Box 2742, Lehigh Valley, 18001

Capital Area TRS-80 Users Group, Sally Bishop, 340 Lewisberry Rd., New Cumberland, 17070, BBS (717) 732-3275

Pittsburgh Color Group, William Tucker, P.O. Box 351, West Mifflin, 15122, (412) 466-3078

**RHODE ISLAND**

New England CoCo Nuts, P.O. Box 6604, Providence, 02940

**SOUTH CAROLINA**

Invitation Software Group, Tom Reed, 3582 Linbrook Dr., Columbia, 29204, (803) 786-0541

Midlands 80 Computer Club, Tommy Sanders, P.O. Box 7594, Columbia, 29202, BBS (803) 755-3414

Metropolitan Greenville CoCo Club, Ed Lowe, P.O. Box 6, Gray Court, 29645, (803) 676-3928

Hilton Head Island CoCo Club, Kevin Clark, P.O. Box 6187, Hilton Head Island, 29926, (803) 785-9630

Spartanburg County CoCo Club, Dennis Shattuck, 473 Royal Oak Drive, Spartanburg, 29302, (803) 583-3017

**TENNESSEE**

Chattanooga CoCo Club, Jim Perkins/Jim Cox, P.O. Box 9825, Chattanooga, 37412, (615) 870-2439

Foothills Micro-Computer Club, Aaron Sentell, Route 14, Box 289, Maryville, 37801, (615) 982-4629

Memphis Color Computer Users Group, Ben Barton, 4903 Warrington Rd., Memphis, 38118, (901) 795-7075 or 362-5945

**TEXAS**

CoCo User Group, David Karam, 1809 Dexter, Austin, 78704, (512) 442-6317

B/CS Color Computer Users Group, Dale Cuthbertson, 1812 Michael Lane, Bryan, 77801, (409) 822-0731

Deer Park Color Computer Club, Donald Burr, 4314 W. Grant, Deer Park, 77536, (713) 479-5313

International Color Computer Club, Inc., Robert L. Garrett, 2101 East Main Street, Henderson, 75652, (214) 657-7834

TRS-80 Users Group of New Braunfels, John Mendez, 408 Acorn, New Braunfels, 78130, (512) 829-3207

**UTAH**

Ogden CoCo, Kathy Rush, 4535 S. 2600 W. Roy, Ogden, 84067

Salt City CoCo Club, Dennis Mott, 720 E. Browning Ave., Salt Lake City, 84105, (801) 487-6032

**VIRGINIA**

Northern Virginia C.C. Club, Bruce Warner, 14503 Fullerton Road, Dale City, 22193, (703) 670-4962

Central Virginia Color Computer Club, Lane Lester, 413 Woodland Circle, Lynchburg, 24502, (804) 237-4188

**WASHINGTON**

Northwest Computer Club, Judy Gehman, E. 14012 Cataldo, Spokane, 99216, (509) 928-2169

**WEST VIRGINIA**

Kanawha Valley Personal Computer Club, P.O. Box 5354, Charleston, 25311, BBS (304) 925-3338 or 345-6502

Mtn. State CoCo Users Group, Donald G. Barber, Jr., P.O. Box 1084, Morgantown, 26507, (304) 599-4493

Mil-O-Bar Computer Club, Jim LeMaster, P.O. Box 130, Ona, 25545, (304) 743-4752 after 4 p.m.

Blennerhassett CoCo Club, David Greathouse, Rt. 9, Box 119, Parkersburg, 26101

West Virginia Color Computer Club, William Mucklow, 949 Baier Street, St. Albans, 25177, (304) 727-6764

**WISCONSIN**

CoCo-MUG, Tom Fandre, P.O. Box 10152, Milwaukee, 53210, (414) 542-0600

Southern Wisconsin CoCo Club, David C. Buehn, P.O. Box 411, Twin Lakes, 53181

**CANADA****ALBERTA**

Calgary Color Computer Club, Don Towson, 832 Cannell Rd. S.W., Calgary, T2W 1T4, (403) 281-2855

Edmonton CoCo Users Group, Dexter Dambró, P.O. Box 4507 Stn. South, Edmonton, T6E 4T7, (403) 461-4750

Medley Computer and Electronics Club, P.O. Box 1267, Medley, T4A 2M0

**NEW BRUNSWICK**

Color Computer Moncton Users Group (CoCoMUG), Leo Allain, 91 Woodland Dr., Moncton, E1E 3C4, (506) 382-2190

**BRITISH COLUMBIA**

North Island CoCo Club, Ann Marie MacKay, P.O. Box 1740, Port Hardy, B.C., V0N 2P0

Salmon Arm CoCo, David Coldwell, 2981 N. Broadway, Salmon Arm, B.C., V0E 2T0, (604) 832-8247

**NEWFOUNDLAND**

Avalon CoCo Club, A.R. Thompson, 10 Foran St., St. John's, A1E 4G1

**NOVA SCOTIA**

Halifax Dartmouth CoCo Users Group, P.O. Box 572, Dartmouth, B2Y 3Y9, (902) 469-3656

**ONTARIO**

International Adventurer's Club, Maurice Dow, 84 Camberley Cres., Brampton, L6V 3L4

K-W C.C. Club, Peter Karwowski, 23 Hudson Crescent, Kitchener, N2B 2V7

London CoCo Nuts Computer Club, Harry K. Boyce, 180 Concord Road, London, N6G 3H8, (519) 472-7706

Meadowvale Color Computer Club, Howard Porter, P.O. Box 186, Streetsville, Mississauga, L5M 2B8

Niagara Regional CoCo Club, Harry VanDyke, 7707 Jubilee Drive, Niagra Falls, L2G 7J3

**QUEBEC**

Club d'Ordinateur Couleur du Quebec, Inc., Jean-Marie Bejujean, Centre de Loisirs St-Mathieu, 7110-8e Ave., St-Michel, Montreal, H2A 3C4, (514) 270-7507

South Shore CoCo Club, Jacques Bedard, 33 Lisire, St-Constant, P.Q., J0L 1X0

**SASKATCHEWAN**

Regina Color Computer Club, Georges Glass, 26 Tweedsmuir Bay, Regina, S4X 2B1, (306) 949-3942

Saskatoon Color Computer Club, L. Curtis Boyle,  
35 Bence Crescent, Saskatoon, S7L 4H9

#### AUSTRALIA

Blacktown City TRS-80 Colour Computer Users  
Group, Keith Gallagher, P.O. Box 264, River-  
stone, New South Wales, 2765

CoCo Colytees of Colyton, Dwayne Manson, P.O.  
Box 506, St. Marys, New South Wales, 2760

Color Computer Penrith User Group, Alexander  
Schofield, 15 Tasman Avenue, Lethbridge Park,  
New South Wales, 2770

CoCoHUG (Color Computer Hobart Users Group),  
Robert Delbourgo, 15 Willowdene Avenue,  
Sandy Bay, Hobart, Tasmania, 7005

#### MEXICO

Mexico City Color Computer Club, Marcelo Luft,  
Laja #232, D1900 Mexico D.F., Mexico City, 5-  
68-78-75

#### WEST GERMANY

First CoCo Club Hamburg, Theis Klauberg, 2000  
Hamburg 65, Op de Solt 53 a, West Germany

## new clubs

#### Editor:

I would like to thank you for publishing the notice about my MC-10 club. The dues for our newsletter have risen from \$4 to \$6 due to the outgrowth of our newsletter and the recent postage increase. For information write to MC-10 Newsletter, 4730 Cass Street, 92109.

Jose J. Bray  
San Diego, CA

#### Editor:

I would like to inform Color Computer users of an organization forming in California. We are interested in exchanging ideas and information and informing others of the true power of the Color Computer. We are also interested in bettering ourselves; so if you have any tips or information, send it to us. Write to 2432 Cordelia Road, 94585.

David Jenkins  
Suisun, CA

#### Editor:

Membership is free in the Color Computer Adventurers Club. The purpose of the club is to exchange tips on solving Adventures and experiencing interactive fiction. Please enclose a SASE and send us your tips and questions. Write to me at P.O. Box 15564, 20003. We will also be serving as a clearinghouse for public domain software and advice on how to generate your own Adventures.

Jack Darling  
Washington, D.C.

#### Editor:

I am proud to announce the opening of a new club called the Naples CoCo Club located in the heart of southwest Florida. Feel free to write for the Naples CoCo Club newsletter which is published every month. Write to The Naples CoCo Club, 3320 7th Avenue S.W., 33964. Phone (813) 455-4830.

Matt Tari  
Naples, FL

#### Editor:

The Big Bend Color Computer Users

Group is looking for people in the Big Bend area to help us get off to a good start at our new location in Tallahassee. Anyone interested should write to 2506 Colleen Drive, 32303.

Ronald Majiros  
Tallahassee, FL

#### Editor:

Our Color CHIPS club meets every fourth Wednesday at the I.M.S. Building on Crescent Lake Road off M-59 in Waterford at 7 p.m. For information call (313) 627-2235 or write to 586 Eastridge, 48462.

Julie Hallock  
Ortonville, MI

#### Editor:

I think you are all doing a great job and I've only gotten two of your issues!

I would like to know if there is anybody in southeastern Minnesota with a Color Computer or if there are any CoCo clubs in the area? Write me at Route 1, Box 21, 55991.

Steve Kriesel  
Zumbro Falls, MN

#### Editor:

I would like to announce the start of the Bull City Color Computer Users Group which is located in Durham. We meet twice a week, usually at the Riverview Library. If you would like more information, you can call (919) 598-1348. Or write 5319 Durand Drive, 27703. We would like to hear from other CoCo clubs. Any companies wishing to send catalogs are welcome to do so.

Todd Wall  
Durham, NC

#### Editor:

I would like to announce the existence of the National Musica 2 Users Group (MUG).

If there is interest in this group, send your name and address to 711 Third Street SE, 58072 and let us know what benefits you would like to see from this users group.

Solveig Pederson  
Valley City, ND

#### Editor:

The Greater Toledo Color Computer Club is happy to announce that it just celebrated its second anniversary. The club meets the first Thursday of each month at The Wernert Civic Association Building, 5068 Douglas Road, Toledo, just north of Wernert School. Dues are \$2 a meeting or \$20 a year. The club has its own bulletin board for members only. You can call Bob Butler at (419) 537-1432.

Ronald Hall  
Monclova, OH

#### Editor:

Tri-County Computer Users Group (Cleveland area), Jack Smith, 35748 Detroit Road, Avon, OH 44011, (216) 937-5516. We all love THE RAINBOW. Keep up the good work!

Marge Robitaille  
North Olmsted, OH

#### Editor:

The Central Oklahoma Computer Organization, Inc. is a 278-member Radio Shack Color Computer users group which meets the second Saturday of each month at 9 a.m. at 10th Street and Hudson in Oklahoma City.

Robert Helms  
Midwest City, OK

#### Editor:

This is to announce the existence of a small but growing group of CoCo enthusiasts, The CoCo Philadelphia Users Group (COCO PUG). We have a newsletter of sorts, helpful hints and nifty promotional items for other CoCo clubs. Now, all we need are some new members! Contact me at P.O. Box 28326, 19149 for details.

Phil Costello  
Philadelphia, PA

#### Editor:

I am proud to announce the formation of the Foothills Micro-Computer Club. To be a member you must own a TRS-80 model computer of any kind. It can be anything from a Model 100 to a Tandy 1000. We meet every other Tuesday night at 6:30 p.m. at the Blount County Public Library.

Aaron Sentell  
Maryville, TN

#### Editor:

I consider your magazine the best friend an avid CoCo user can have. I am looking for other CoCo users in the El Paso area. I am unable to find a CoCo club or any BBSs. Surely someone is here! Please write to me at 2140 Woodside, 79925; phone (915) 592-2719.

Michael Teegarden  
El Paso, TX

#### Editor:

The Fort Worth Color Computer User Group meets on the Fourth Tuesday of each month from 6:30-8:45 p.m., Downtown Public Library, Classroom B, 300 Taylor Street. For more information call Lloyd Rogers at (817) 294-9904, Barry Pottinger at (817) 297-2732 or Harley Ainsworth at (817) 834-9030.

Fort Worth, TX

#### Editor:

It is with extreme pleasure that I announce the TRS-80 Users Group of New Braunfels. Anyone in the area of San Marcos, Seguin, San Antonio and New Braunfels is cordially invited to join us in promoting the use and enjoyment of our truly superior machine.

Thank you, RAINBOW, for giving us a fantastic magazine to look forward to each month!

John Mendez  
New Braunfels, TX

#### Editor:

Our club meets twice a month. We also have a monthly newsletter called *The Cursor*. Anyone wanting more information can call John Pettengill at (804) 320-3833 or Bill Mays at (804) 282-7778.

Bill Mays  
Richmond, VA

**Editor:**

I just bought my first issue of THE RAINBOW and think it is just great. Your magazine seems to have it all. Good articles, programs and reviews. All in all, I am very pleased.

I am very interested in starting a CoCo club in the Sistrerville area. If anyone is interested in joining please contact me at 512 Riverside Drive, 26175 or call (304) 652-1437.

*John Martin, Jr.  
Sistrerville, WV*

**Editor:**

It is with pleasure that I announce that Edmonton has finally come out of the wilderness. The new group features regular club meetings which start at 7 p.m. on the third Monday of every month at the Northwestern Utilities Building, 10540 - 112 Street, Edmonton, Alberta. We have numerous talented people involved who will be offering workshops for beginners and interested parties alike, general interest programs at our regular meetings and a dynamite newsletter to help CoCo users who want to know what's going on in and around Edmonton. We already sport a considerable membership, including several BBS operators.

For more information write to ECUG, P.O. Box 4507 Stn. South, Canada T6E 4T7.

*Dexter B. Dombro  
Edmonton, Alberta*

**Editor:**

I am proud to announce the formation of the Kingston CoCo Club. We meet the first Monday of every month at Kingston City Hall. For more information call me at (613) 389-0467 or call Ken, our president, at (613) 544-2806.

*Kanti Dinda  
Kingston, Ontario*

**Editor:**

I am starting a CoCo club for Adventure freaks in the Mississauga area. This club will be just something for people having trouble with some Adventures and for us Adventure fanatics that have nothing else to do but sit around playing Adventures. So if anyone is having trouble with an Adventure, write to 2571 Pollard Drive, Canada L5C 3G9.

*Vince Lok  
Mississauga, Ontario*

**Editor:**

I would like to announce in your magazine, *le club couleur du nord*, Gabriel Pigeon, RR # 2 Villemontel, Abitibi-ouest, Canada J0Y 2S0. Anyone interested please write.

*Gabriel Pigeon  
Abitibi-ouest, Quebec*

**Editor:**

The Halifax Dartmouth Colour Computer Users Group meets the second Monday of the month at 7:30 p.m. in the Findlay Community Centre, Dartmouth, Nova Scotia. New members welcome.

The Halifax Dartmouth Colour Computer Users Group BBS operates Monday-Friday, 9:30 p.m. until 9 a.m., from 5:30 p.m. on Saturdays until 9 a.m. Mondays. Telephone (902) 434-5278. Sysop is Peter Allen. Please do not call outside of the advertised hours. This is a business line for Sector Software.

*A. Knight  
Dartmouth, Nova Scotia*

**Editor:**

I am writing to let you know of a group of dedicated people in the North Shore area of Sydney who call themselves the North Shore CoCo User Group. This group has now been going for almost two years.

Among our members are a number of avid OS-9 users. For more information write me at 9 Milham Crescent, Forestville 2087, Sydney.

*Graeme Nichols  
Sydney, Australia*

**Editor:**

I recently bought a TRS-80 Color Computer 2 with Extended BASIC (64K) but I soon noticed there's a lack of (good) programs in Belgium. Books or information are almost unfindable. I can't find THE RAINBOW here; I have to go to The Netherlands to buy it.

Is there a CoCo club in Europe? Write to me at Tijn Uilenspiegallaan 108, 2050 Antwerpen, Belgium.

*Tony Meulenbergs  
Antwerp, Belgium*

## Now Your Popular B5 Educational Programs are Available Through

# Radio Shack

Express Order available at Radio Shack stores

| PROGRAMS                                 | RS Catalog No. | Computer        | Retail  |
|------------------------------------------|----------------|-----------------|---------|
| CLOCK                                    | 90-5181        | CC 16K ECB Cass | \$24.95 |
|                                          | 90-5182        | CC 32K ECB Disk | \$26.95 |
| MONEY                                    | 90-5183        | CC 16K ECB Cass | \$19.95 |
|                                          | 90-5184        | CC 16K ECB Disk | \$21.95 |
| BORROW                                   | 90-5185        | CC 16K ECB Cass | \$19.95 |
|                                          | 90-5186        | CC 32K ECB Disk | \$21.95 |
| CARRY                                    | 90-5187        | CC 16K ECB Cass | \$19.95 |
|                                          | 90-5188        | CC 32K ECB Disk | \$21.95 |
| MATHFACT                                 | 90-5189        | CC 16K ECB Cass | \$16.95 |
|                                          | 90-5190        | CC 32K ECB Disk | \$18.95 |
| SPELL                                    | 90-5191        | CC 16K ECB Cass | \$19.95 |
|                                          | 90-5192        | CC 32K ECB Disk | \$21.95 |
| HANGWORD/SCRAMBLE                        | 90-5193        | CC 16K ECB Cass | \$17.95 |
|                                          | 90-5194        | CC 32K ECB Disk | \$19.95 |
| SKIP COUNTING                            | 90-5195        | CC 16K ECB Cass | \$16.95 |
|                                          | 90-5196        | CC 32K ECB Disk | \$18.95 |
| KEYBOARD                                 | 90-5197        | CC 16K ECB Cass | \$19.95 |
|                                          | 90-5198        | CC 32K ECB Cass | \$24.95 |
|                                          | 90-5199        | CC 32K ECB Disk | \$26.95 |
| RECESS GAMES                             | 90-5200        | CC 16K ECB Cass | \$19.95 |
|                                          | 90-5201        | CC 32K ECB Disk | \$21.95 |
| CONGRESS                                 | 90-5202        | CC 32K ECB Cass | \$29.95 |
|                                          | 90-5203        | CC 32K ECB Disk | \$31.95 |
| PRESIDENTIAL DECISIONS of Andrew Jackson | 90-5204        | CC 32K ECB Disk | \$31.95 |
| BASKETBALL STATISTICS                    | 90-5205        | CC 32K ECB Disk | \$29.95 |

### DATA FILES for use with Spell, Hangword Scramble, and Keyboard Programs

|                         |         |          |         |                              |         |          |         |
|-------------------------|---------|----------|---------|------------------------------|---------|----------|---------|
| <b>Grade 2 Spelling</b> | 90-5206 | Cassette | \$8.95  | <b>Space Word List</b>       | 90-5216 | Cassette | \$8.95  |
|                         | 90-5207 | Disk     | \$10.95 |                              | 90-5217 | Disk     | \$10.95 |
| <b>Grade 3 Spelling</b> | 90-5208 | Cassette | \$8.95  | <b>Most Misspelled Words</b> | 90-5218 | Cassette | \$8.95  |
|                         | 90-5209 | Disk     | \$10.95 |                              | 90-5219 | Disk     | \$10.95 |
| <b>Grade 4 Spelling</b> | 90-5210 | Cassette | \$8.95  | <b>Dolch Words</b>           | 90-5220 | Cassette | \$8.95  |
|                         | 90-5211 | Disk     | \$10.95 |                              | 90-5221 | Disk     | \$10.95 |
| <b>Grade 5 Spelling</b> | 90-5212 | Cassette | \$8.95  | <b>Keyboard Phonic Drill</b> | 90-5222 | Cassette | \$8.95  |
|                         | 90-5213 | Disk     | \$10.95 |                              | 90-5223 | Disk     | \$10.95 |
| <b>Grade 6 Spelling</b> | 90-5214 | Cassette | \$8.95  |                              |         |          |         |
|                         | 90-5215 | Disk     | \$10.95 |                              |         |          |         |

All programs listed are for the Radio Shack Color Computer and Color Computer II, in 16K, 32K, and 64K models with ECB.

### B5 Programs Maintain a Consistent Quality of Excellence

#### B5 Programs:

- Assist modern teachers in classrooms across the nation on a daily basis
- Help teachers motivate students and build enthusiasm for learning
- Written by experienced educators and skilled programmers
- Continuously revised and enhanced
- Easy to use and easy to view
- Appealing to students
- Sound educational content
- Long lasting value
- Self-paced with skill levels
- Creative and colorful screen designs
- Rewards to build confidence and self-esteem

**B 5 Software Co.**  
1024 Bainbridge Place  
Columbus, Ohio 43228  
Phone (614) 276-2752

Refer to Radio Shack's Education Source Book, or write for a free catalog and complete information.

Clip for Easy Reference



# PRICKLY-PEAR SOFTWARE

QUALITY PROGRAMS FOR YOUR COCO & TDP-100

PROGRAMS REQUIRE 16K EXTENDED BASIC FOR TAPE, AND 32K DISK UNLESS OTHERWISE NOTED.



## TO PRESERVE QUANDIC — Hint sheet

If you have not been able to **PRESERVE QUANDIC** you will be happy to hear that our hint sheets are now available. It is fully coded to give you only the information you wish to decode. **\$3.95**

## LIZPAC — STATISTICS

Absolutely the most complete statistics package we have seen for **ANY** computer anywhere. Lizpac is 850,000 Bytes of programming filling 7 disks with an eighth disk containing data files to be used in the examples. The 200 page manual completely explains all that Lizpac has to offer. Write for more information. Req. 32K disk only. **\$195.00**



## FLIGHT SIMULATORS

**Flight** — This graphics flight simulator gives you four levels of difficulty from student level to instrument only landing. The high resolution graphics screen shows your instruments and two representations of your plane in relation to the flight path. When you bring your plane in the synthesized voice from the tower says "perfect landing!". This program was written by a professional pilot and it shows! Req. 32K and a joystick. **Tape — \$24.95; Disk — \$29.95**

## JUMBO JET

Take off from one airport, fly to another, and land safely, using full instruments and a thru the window view. It takes two joysticks to fly the mighty 747C Jumbo Jet. To complete this graphics simulation successfully, you must not only make a satisfactory take-off and landing, but turn the plane 180 degrees, land on a diagonal airstrip, and do all of this without running out of fuel, crashing or subjecting the plane to excessive amounts of stress damage. Req. 32K EB. **Tape — \$24.95; Disk — \$29.95**



## MICROARTIST

Finally!! a graphics program so easy to use anyone can create beautiful detailed pictures. Save your pictures to tape or disk and incorporate your artwork in your own programs or print it out on your printer. The ease menu selection provides 16 modes of operation including zoom, get/put, paint, text, erase and much more. Take advantage of all the **COLOR** your color computer has to offer. Order **MICROARTIST** now! Req. 32K EB and a mouse or joystick. **Tape — \$24.95; Disk — \$29.95**



## SUPER ASTROLOGY

This program calculates complete natal horoscopes to an accuracy of approximately one minute of arc. All you need to know is the time and place of birth. Req. 32K. **Tape — \$24.95; Disk — \$29.95**

SCEPTER  
OF  
URSEA



## SCEPTER OF URSEA

Explore the kingdom of Ursea in search of the elusive scepter. The country-side is represented by an elaborate graphics screen which harbors friend and foe alike. Or enter the dark dungeons, where unknown dangers and wealth await you. Roll up your character and set out on a great adventure. Req. 32K EB. **Disk only — \$29.95**

## CITY WAR

Strategy and politics are the key to winning **CITY WAR**. The object is to eliminate the leader of the opposing country. There are 14 commands accessed by a single key stroke. With your secret access code you are the only one that can command your army of missiles. You can even request a cease fire from your opponent. The "save the game" feature makes it easy to resume negotiations. **Tape — \$24.95; Disk — \$29.95**

1-800-223-5369 Extension 256

Send for our free Catalog of great Programs for your CoCo

### POLICY ON PROTECTION

We believe our customers are honest — all of our software can be backed up using standard backup procedures

Dealer and author inquiries are always welcome. Canadian dealers should contact Kelly Software Distributors, Ltd., P.O. Box 11932, Edmonton, Alberta T5J-3L1 (403) 421-8003

Your Personal check is welcome - no delay. Include \$1.50 shipping for each program ordered. (Shipping free on \$50.00 or larger orders). AZ residents add 5% sales tax. Orders shipped within two days.

Stocked by Quality Dealers, or  
Send Order To: **PRICKLY-PEAR SOFTWARE**



2640 N. Conestoga Ave.  
Tucson, Arizona 85749  
(602) 749-2864



# RAINBOWTECH



|                                            |            |
|--------------------------------------------|------------|
| <b>RAINBOWTECH</b> _____                   |            |
| <b>Downloads/Dan Downard</b> _____         | <b>250</b> |
| <i>Answers to your technical questions</i> |            |
| <b>KISSable OS-9/Dale L. Puckett</b> _____ | <b>252</b> |
| <i>A short tutorial on C compilation</i>   |            |
| <b>MAIL09/Timothy A. Harris</b> _____      | <b>266</b> |
| <i>Addendum to last month's article</i>    |            |

# Poking For Printer Baud Rates

By Dan Downard  
Rainbow Technical Editor

• *I have yet to find the pokes for the different Baud rates for the printer. I have looked into RAINBOW's latest issues and have found nothing at all. Could you please tell me where I could get the pokes for the different Baud rates for the printer? The only way I could access 2400 Baud for my DMP-105 was from Telewriter-64 and I could only use the word processor, but I want to use it for something else like graphics, etc.*

Michael Sileo Jr.  
Ridgewood, NY

We'll do better than give you a table, Michael. Any Baud rate constant you are looking for is derived from the following formula:

$$\text{Baud Constant} = (55930 / \text{baud rate}) - 5$$

Round off the answer to the nearest integer. The location that you POKE is 150. An example follows for 2400 Baud:

$$(55930 / 2400) - 5 = 18, \text{ so POKE } 150, 18$$

There is one little catch to this formula. If your answer is 256, or greater, the decimal answer must be converted to Hex and back to two decimal values since a number greater

than 255 indicates a 16-bit hexadecimal value. The first, or higher order, byte must be POKEd into address 149. Another example for 110 Baud:

$$(55930 / 110) - 5 = 503$$

$$503(\text{decimal}) = 01F7(\text{Hex})$$

$$01(\text{higher order byte-Hex}) = 1(\text{decimal})$$

$$F7(\text{lower order byte-Hex}) = 247(\text{decimal})$$

$$\text{so POKE } 149, 1 : \text{POKE } 150, 247$$

One thing about it, Michael, you don't need a pocket calculator; you can do it on your CoCo.

**Editor's Note:** For those who'd rather not do it themselves, Dan, these POKE values for the CoCo will create the 16 most commonly used Baud rates. They are as follows:

| Baud Rate | POKE 149 | POKE 150 |
|-----------|----------|----------|
| 50        | 4        | 88       |
| 75        | 2        | 227      |
| 110       | 1        | 246      |
| 134.5     | 1        | 153      |
| 150       | 1        | 153      |
| 300       |          | 110      |
| 600       |          | 87       |
| 1200      |          | 40       |
| 1800      |          | 25       |
| 2000      |          | 23       |
| 2400      |          | 18       |
| 3600      |          | 10       |
| 4800      |          | 7        |
| 7200      |          | 3        |
| 9600      |          | 1        |

To achieve 19200 Baud, one must use the pokes for 9600 Baud and then use the bold poke (65497,0) to double the CoCo's speed. (Use POKE65496,0 to restore normal speed.)

## 'TRACKING' DOWN THE ANSWER

• *In response to your answer to Mike Lotti about disk drives for the CoCo 2, I have a question about a specific combination of drive, controller and DOS.*

*I am thinking of using 80-track, double-sided drives, J&M controller, piggybacked JDOS and Disk BASIC with hard select switch. Would this combination work? Would this combination read and write regular 35- or 40-track, single-sided Radlo Shack software? Could all the different types of drive formats be accessed from Disk BASIC without XEX or OS-9? In another word, could I use this as an all-purpose system?*

*I have talked to people and they say it should work, but nobody I know has tried it. Could you or any of your readers offer any affirmative results before I start buying the system?*

N.S. Pui  
Waterloo, Ontario

Unless special software is used, an 80-track disk drive cannot be used to read, or

*(Dan Downard is an electrical engineer and has been involved in electronics for 25 years through ham radio [K4KWT]. His interest in computers began about six years ago and he has built several 68XX systems.)*



write, a 40-track formatted disk. It's not impossible, but you have to understand the difference between 40- and 80-track drives. An 80-track drive records information on the disk at a track density of 96 TPI, or 96 tracks per inch. The track density for 35/40-track drives is 48 TPI.

You can record 40-track data on an 80-track drive by skipping every other track, but the software you mentioned will not do that. It will record the data on the first 40 tracks, making it unreadable on a standard 40-track drive.

As I have said several times in the past, you have to have at least one 40-track drive in the system to read standard Radio Shack formatted disks. After you read them, you can transfer the data to any format you desire.

## TV vs. MONITOR

• *I read Keith Currier's letter in the April 1985 issue concerning wavy lines and poor definition on the TV set he uses as a monitor.*

*I use a Radio Shack Model 3010 TV receiver as a monitor and have no trouble like Mr. Currier's. My problem is something different. The TV set my wife watches while I use my computer is close to the computer and is subject to a great deal of interference, especially on VHF channels; it is not so bad on the UHF channels. The size of the room makes it impractical to separate the two enough to eliminate the interference.*

*I could buy a monitor and interface if that would eliminate the problem. Do you think it would? I don't want to spend the money unless I can be reasonably sure it will work.*

John N. Parker  
Columbia, SC

A monitor will not solve your problem, John. The interference to your wife's TV is coming from your CoCo. Installing a monitor will clean up the picture from the CoCo, but RF (Radio Frequency) will still radiate from the microprocessor. The only suggestion I have is to install a high pass filter, available at your local Radio Shack store, on your wife's TV. High pass filters will attenuate the low frequency RF emitting from your CoCo.

## CHIPS A-BLOWN!

• *I have an upgraded 64K CoCo with Extended BASIC, Mark Data "Superpro Keyboard" and a monitor interface. Just after I installed the monitor driver the computer started doing strange things. When I would turn it on, the screen would show garbage and the computer seemed to do nothing; it would just lock up.*

*I think one of my chips is blown — SAM chip, PIA or the 6809. What does it sound like to you?*

Chris Foster  
Texarkana, TX

It is hard to troubleshoot computers from letters, Chris, but from your symptoms I would check the PIA. It sounds like your problem is coincidental to installing the monitor interface and keyboard.

One of the easiest ways to troubleshoot a computer is by swapping chips. If you have a friend with a CoCo, put your chips in his computer, one at a time, until you find the bad chip. For the majority of problems, I would first check the SAM, 6809E and the memory chips, in that order.

If you don't feel comfortable swapping chips, take your CoCo to your local Computer Center. One of Radio Shack's strong points is their service force.

## AUTOMATIC BAUD SETTING

• *I would like to know if there is any way to hard wire my CoCo so it is set for printing at 1200 Baud when I turn it on. I have a DMP-100 and I don't like poking it in every time I want to print something.*

*Also, is there any way to run two or more printers at the same time on one CoCo? It would save a lot of time in copying programs for my friends.*

Charles Farris  
Lebanon, IL

It depends on what you consider hard wiring, Charles. If you don't mind replacing your BASIC ROM, then you can do it. Address \$A113 in your BASIC ROM contains the Baud rate constant that is copied to RAM each time you cold start your CoCo.

You will need a 68766 EPROM. Change byte \$113 (relative) to \$29. Other than doing this, you're stuck at 600 Baud unless you're using OS-9.

## MYSTERIOUS MISHAP?

• *I would like to inquire of your readers about some unusual things that happen when running the disk version of Spectaculator with a write-protect sticker installed.*

*When I use a WP on my version, the disk chatters away and I expect to get an I/O Error. When the disk finally stops I am looking at an unusual menu that resembles nothing in the instructions. Prior to putting this WP on the diskette I had been able to LO: filename:1 and SA: filename:1. Now trying to do this results in an I/O Error being returned. However, I can remove the data disk from D1 and insert it in D0 and the LO and SA commands work. Anybody have any ideas of what may be going on?*

*Also, I would appreciate it if you could supply a drawing of how to set up the plugs for the four-drive system. I hope to purchase one of the Amdek mini drives soon and tie them onto my existing floppies. Also, on my present two-drive system if I use one disk the other motor runs while the disk that is in use runs; is this correct? My D0 is the CoCo drive, but D1 is a Shugart 400.*

James Johnson  
Hampton, VA

James, what you are doing is accessing the DOS that was written for Tandy for the operation of Spectaculator. I have had no need to use it, so I'm not familiar with any of the commands. If any of our readers can help, please write.

As far as how to set the plugs for a four-drive system, I assume you are not using Radio Shack drives. There are no plugs on Radio Shack drives. Each drive is recognized by a signal on a respective pin of the cable from the controller to the drive. The pin assignments are as follows:

Pin 10 - Drive Select 1  
Pin 12 - Drive Select 2  
Pin 14 - Drive Select 3  
Pin 32 - Drive Select 4

Therefore, Pin 32 of the standard Radio Shack connector must sometimes be moved to the enable pin of the drive you are using if you wish to use it for Drive 3, or the fourth drive in your system.

## GETTING HOOKED ON OS-9

• *Will someone please tell me how to hook up a terminal to my Color OS-9 system? I would like to know how to hook up another CoCo to my system. What do I need as a program in the terminal? What kind of cable? What editor/assembler do you use to enter the terminal program in "KISSable OS-9." May 1984?*

Kenny Brunell  
Ruidoso, NM

First, you have to connect the two computers either by modems or by hard wiring them through the RS-232 ports. Make the following connections for hard wiring:

| CoCo #1 |    | CoCo #2 |
|---------|----|---------|
| Pin 2   | to | Pin 3   |
| Pin 3   | to | Pin 2   |
| Pin 7   | to | Pin 7   |

Next, you must have terminal software in the remote, or terminal, CoCo. A smart terminal program was in a recent issue of THE RAINBOW. Look on Page 50 of the November 1984 issue for "CC Talk: A Smart Terminal Package," by Frank Gossette.

The rest is fairly simple. After booting OS-9 enter the following commands:

```
XMODE /T1 BAUD=1  
TSMON /T1&
```

A carriage return on the RS-232 port will greet the remote user with a sign-on message

## KISSable OS-9

# A Short Tutorial On C Compilation

By Dale L. Puckett  
Rainbow Contributing Editor

**W**e've noticed a growing interest in C programming recently. And with that interest, we've noticed an increase in the number of questions concerning the Microware C Compiler licensed by Tandy for Color Computer OS-9. We don't have room for a complete tutorial about the C programming language in this column — the subject could fill several books. But we'll try to answer a few of the questions you've asked and possibly give you a fresh perspective.

We'll wrap up this month's column with an impressive BASIC09 program contributed by Tom Ring. Random hints will be sandwiched in the middle. Here goes!

The inspiration to say a few words about C came in a letter from Frank

*(Dale L. Puckett is a free-lance writer and programmer who has worked with the Motorola family of microprocessors since 1976. He is the author of The Official BASIC09 Tour Guide, published by Microware and The Official Rainbow Guide to OS-9, published through the Rainbow Bookshelf. He serves on the InfoWorld Software Review Board and is a chief warrant officer in the U.S. Coast Guard.)*

Dupont in Detroit, Michigan. Frank purchased a C compiler from Radio Shack more than a year ago and hasn't had a lot of luck bringing it to life. He notes that the two disks that come with the package are very full and asked for help in setting up his system. He also wanted to know what steps he needs to go through to compile a program and questioned whether he needed the DEFS directory on his system directory.

We'll start with setting up the system. Frank's observation is correct. The disks shipped with Microware C for the Color Computer are very full. In fact, if you use the "free" command you will notice there are only 109 free sectors remaining on the C system disk and 199 on the C library disk.

Let's start with the system disk. Programming in C on the Color Computer is a perfect example to illustrate a suggestion we made several columns ago. Remember when we said it is sometimes easier to create several "system" disks — one to use when you are writing and testing assembly language programs, another for BASIC09 programs and now another one for your C language programming sessions.

When you apply this philosophy you will find there are two ways to implement

it. You can use *Cobbler* or *OS9Gen* to put the OS9Boot file on each one of your system disks. If you do this you will be able to boot up OS-9 with that disk and start programming immediately.

However, if you get tired of using *Cobbler* or *OS9Gen* and then Dsave to build a new boot disk every time you create a new system disk, you can simply maintain one system disk along with a group of "system programming disks." If you take this route you can boot OS-9 with your single system disk and then insert the "system programming disk" for the language you plan to use that day.

After you insert the system programming disk you must then use the Chx command to make the CMDS directory on that disk your current execution directory. In other words, after you remove your "boot" disk and insert your C programming disk you must type:

```
OS9: chx /d0/cmds ENTER
```

This command line tells OS-9 where to look for the utilities and programs you will be running. We're assuming you have used the OS-9 MakDir

# Incredible!



**4** User 68000  
**\*Special!**  
**512K**  
**FREE!**



## Multi-User!

Frank Hogg Laboratory announces their Quad Terminal (QT) series of multi-user computer systems, designed to run Microwares new OS-9/68000 operating system. The QT offers 32 bit processor power in a compact integrated package that requires only a terminal to operate.

The QT hardware features: 68008 processor running at 8 Mhz, 128K bytes expandable to 512K bytes, an interval timer for time sharing, 4 serial ports with selectable baud rates from 300 to 19,200, 2 centronics compatible parallel printer ports. Supports 2 double sided double density 96 tpi floppy disk drives and a SCSI (SASI) bus interface for Winchester disk drives. The QT is available as a single floppy (1), a dual floppy (2) or as a single floppy and a 10 or 20 megabyte hard disk (HD). Size 5 1/2 high, 11 1/2 deep, 9 1/2 wide. Can be mounted vertically or horizontally.

## Software Included!

SOFTWARE included is OS-9/68000, the 68000 version of the proven OS-9 operating System that is both disk and file compatible with standard and Color computer versions of OS-9. Basic09 is the 68000 version and is source compatible with the 6809 version. DynaCalc is the 68000 version of the proven 6809 spreadsheet. Stylograph is the 68000 version of the popular 6809 word processor. Mail merge and speller are the 68000 versions of those programs. Programming tools included are a relocating macro assembler with linkage editor, screen and line editors, and an interactive debugger. The software has a retail value in excess of \$2000 and is INCLUDED free! Programming languages available and under development include C, Pascal, Fortran and Sculptor.

## A Hellava Deal!

The QT is available in four basic configurations. Other configurations are possible and are available. Call for price.

**QT 1**  
128K, single 96tpi double sided floppy and all software **\$1595.00**

**QT 2**  
same as 1 but with 2 floppys **\$1750.00**

**QT HD**  
same as 1 but add a 10 meg hard disk **\$2695.00**

**QT HDXL**  
same as HD but with 512K **\$2695.00** **Special Offer \***  
Reg. \$2995.00

512K expansion kit (16 256K DRAMS) **\$150.00**  
Replace the 10 meg with a 20 meg **Add \$300**

**Note:** The QT can hold 2 half height drives internally (floppy or hard). Provision has been made for hooking up external floppy drives. This allows using large capacity full height hard disk drives in the QT case with floppy drives in another case. You can boot from the hard disk so floppys would only be necessary for program transfers and backup. Removable hard drives are also available. Call or write for complete specifications and prices.

**FHL** **FRANK HOGG LABORATORY**

770 James St., Syracuse, New York 13203

**315/474-7856**

command to create the CMDS directory on your C programming disk. It is a good idea to create a CMDS directory on all your system programming disks. After you create a new CMDS directory, store all of your executable object code files — the utilities and programs you need to program in this language — in this new directory.

Since the CMDS directory on the C compiler disk from Radio Shack uses all but 109 sectors on the disk, you will most likely want to use it as a system programming disk without an OS9Boot file. You can use those 109 sectors to store a few additional utilities to make your programming life easier. For example, you'll need to move your favorite editor into the CMDS directory on this disk. You may also find a few compare and word search utilities useful, such as Comm, Diff and Grep.

You can use the OS-9 Copy command utility to move your programs and utilities into your new CMDS directory. If you are moving a number of utilities into this directory from another, you can use the OS-9 Dsave utility command.

However, don't forget this important point: Do not make these changes on your original C Compiler disk, but put a write-protect tab on it immediately. Then make a copy of it using the OS-9 Backup utility command. Put your original C Compiler disk away so you can use it to make a new copy if something happens to your working system disk.

So far, we have taken care of the C programming system disk you will be using in drive /d0. Now we'll look at the disk you'll be using in drive /d1. It's a bitter fact of life — if you are going to program in C using Color Computer OS-9 you are going to need two disk drives. If you plan to write huge programs and you are using the single-sided, 35-track drives from Radio Shack, three disk drives would be better. However, if you have purchased the improved CCDisk from Computerware or SDisk from D.P. Johnson and are using them with 40- or 80-track double-sided disk drives, you'll have it made with two drives.

When you buy Microware's C Compiler from Radio Shack you receive two disks. The second disk is called the "C Library." It contains three directories — DEFS, LIBS and SOURCES. Let's examine them in detail.

First, the C Compiler expects to find

the DEFS and LIBS directories on a disk mounted in drive /d1. If it does not find them there, it will not work. The DEFS directory contains files similar in nature to the files found in the DEFS directory on your original OS-9 System disk. In fact, if you look closely, you'll find the answer to one of Frank Dupont's questions.

Specifically, Frank wanted to know if he needed to have the DEFS directory installed on his system disk in drive /d0. The answer is no. Why? The DEFS directory on the C Library disk contains a file called *OS9defs.a* that contains the definitions needed by *c.asm*, the relocatable macro assembler that comes with the C Compiler.

How do we know this? Take a look at any of the assembly language source files — they are the ones with the '.a' extension — in the SOURCES directory. You'll find that most of them contain the line:

```
USE . . . /defs/os9defs.a
```

Essentially, this tells the assembler to insert the source code stored in a file named *os9defs.a*, located in a directory named DEFS on the disk that contains the parent of the parent of the current data directory. When the assembler reads this file it learns the symbolic names of the many OS-9 function calls and variables.

Looking deeper into the DEFS directory on the C Library disk we find a number of files with an '.h' extension. These are C "header" files. Header files usually contain collections of "#define" statements and declarations. They are read in by the compiler when you use an "include" statement in your program. By using include statements in your large programs, you can guarantee that all the source files you are compiling will be using the same definitions and variable declarations. Remember however, if you change a header file you must recompile all of the files that use it.

Let's look at an example. If you need the definitions that deal with OS-9 signals, you will want to include this line in your program source code.

```
#include <signal.h>
```

The left and right angle brackets tell the C compiler to look for a file named *signal.h* in the DEFS directory. If you have stored header files in other

directories you can tell OS-9 where they are located by including a complete pathlist to the file enclosed in double quotes. For example:

```
#include "/d0/junk/signal.h"
```

The bottom line? Since you will use the *stdio.h* file with every C program you write, you'll need the DEFS directory on the disk in drive /d1. When you begin your C programming career, you probably will not use the other files in this directory very often, but leave them intact. You'll need them when your skills advance or when you compile programs from other sources such as the OS-9 Users Group Software Library or listings in RAINBOW.

The LIB directory contains a file named *clib.l* which stores the standard library functions, math functions and other object code needed by the system. Another file in that directory named *estart.r* contains code that is used to set up compiled programs. It must be in the LIB directory and the directory must be in a disk mounted in drive /d1 when you run the C Compiler.

That leaves us with the SOURCES directory. It holds the source code for three useful sample programs and a directory named SYS which holds the assembly language source code that was used to generate the object code in *clib.l* in the LIB directory. Studying these files will help you understand how the C Compiler works.

If you are working with the Radio Shack 35-track, single-sided drives, you should be able to delete the SYS directory from the SOURCES directory to make more space for your own source code. The same goes for the files holding the sample C source code. But please, remember to do this deleting on a copy disk, not on your original C Library disk from Radio Shack.

You'll already have 199 free sectors available on the C Library disk before you delete the sample source code. That should be plenty of room for your early efforts. Deleting the sample source code will give you even more.

Here's an additional reminder. Don't forget how OS-9 works. Remember, the system always looks for the source code and data files in your current data directory. This means you will probably want to use the SOURCES directory already on the disk to store your own programs. To do this, make sure you use the OS-9 Chd command when you

# FHL Hardware Library

## I can see clearly now. Can you?

From GE by special purchase we offer the best buy in the Gold Star Super AMBER monitor. Now you can see clearly too. Match up with the Universal Video Driver and/or WordPak II and you can't beat it! This is a 12 inch composite monitor with 19mhz bandwidth! Very attractive off white cabinet that matches the CoCo well. Compare this to other AMBER monitors that cost \$20-\$30 more! This is a SUPER buy!

**SPECIAL ONLY \$99.95**



We looked at all the Video adaptors available and the UVD is by far the best buy. Works with B&W and Color monitors and with all CoCos, even the new CoCo II. No soldering or chip removal, easy installation. Perfect with our AMBER monitor and WordPak II.

Only **\$29.95**

## Word-Pak II The New Standard Video Board

Get an 80 column display with your CoCo. Makes the CoCo easy to use with word processors like DynaStar and Stylo. Works with many RS DOS programs too. Acclaimed by all as the best for the CoCo. Works GREAT with our AMBER monitor from GE. Smooth scrolling and an improved character set, the WP II works with FLEX, XEX, and RS OS9 and RS Basic.

ONLY **\$134.95**

OS-9 or FLEX drivers **\$17.95**

P-C Pak w/printer port and clock **\$99.95**

OS-9 driver for P-C Pak **\$17.95**

## NOMAD

### The Color Computer Robot

NOMAD is controlled by your Basic programs running on your CoCo. Requires 16K Basic. NOMAD can be told to move forward, backward, turn left or right. NOMAD can see with an ultrasonic sensor and report distances accurate to 2 tenths of an inch. Program NOMAD for collision avoidance or to protect your house from intruders. Includes everything, power supply, software on tape and NOMAD with 25' cord.

Move into the future today with your own Robot.

**ONLY \$250**

## DISK DRIVES AND SYSTEMS FREE FLEX WITH SYSTEMS

Includes drive(s), dual case with power supply, cables and disk controller. Drives are 1/2 height double sided Teac with a 1 year guarantee. Case will hold two drives. CC FLEX, a \$49.95 value is FREE with all systems!!! Best price anywhere!!!

Drive 0 double sided 40 **\$339.00** 0 and 1 double sided 40 **\$465.00**  
Drive 0 double sided 80 **\$350.00** 0 and 1 double sided 80 **\$487.00**

### BARE DRIVES

Double sided 40 track **\$130.00** Double sided 80 track **\$145.00**  
Dual case w/power supply **\$79.95** NEW J&M controller **\$149.95**  
RS DISK BASIC ROM 1:1 **\$15.00** Two drive cable **\$25.00**  
Filler plate **\$6.00** Call for custom cables



## BOOKS

NEW Complete Rainbow Guide to OS-9 **\$18.95**

Basic09 Tour Guide **\$18.95**

Starting FORTH **\$18.95**

Official OS9 Manual set **\$40.00**

RMA Manual **\$25** (Use the relocating assembler that you get with Tandy's 'C')

## BULK DISKS

as low as **\$1.29**

**10 for \$1.50 each**

**50 for \$1.40 each**

**100 for \$1.29 each**

We use these for in house and software distribution. Guaranteed for life.

## GOOD STUFF

Volksmodem 300 baud **\$79.95**

Mark XII 300/1200 **\$335.00**

Starter Kit for Comuserve **\$39.95**

HJL Keyboard **\$79.95**

8 64K RAMS **\$45**

**FHL FRANK HOGG LABORATORY**

770 James St., Syracuse, New York 13203

### ORDERING INFORMATION:

In USA Add \$3.50 (small items) \$10.00 (large items) excess refunded.

All Others Add 10% Excess Refunded.

Visa, MasterCard Accepted

**315/474-7856**

begin your C programming session. Do this by typing:

```
OS9: chd /d1/sources ENTER
```

Now that you have set up your two disks — the C Compiler for drive /d0 and the C Library for drive /d1 — you are ready to begin programming. Use your favorite editor to create a file containing a short program. For example, you could use this example from Page 6 of Kernighan and Ritchie's *The C Programming Language*:

```
main ()
{
    printf("hello, world\n");
}
```

After you type this short program, save it in a file named *hello.c*. You're almost ready to compile your first C program, but first make sure the C Compiler disk is in drive /d0 and your current execution directory is /d0/CMDS. Also, make sure the C Library disk is in drive /d1 and your current data directory is /d1/SOURCES. Then, type this command line:

```
OS9: ccl hello.c ENTER
```

When you strike the ENTER key your disk drives will begin to spin and, after several minutes, you'll see something like this on your screen.

```
'hello.c'
c.prep:
c.pass1:
c.pass2:
c.opt:
c.asm:
c.link:
```

*Hello.c* is the name of the source file you are compiling. The other lines tell which part of the C Compiler is running at the time. You'll notice disk drive /d0 starts each time you see a new line on your screen. It is loading in the program named.

If you look in the current data directory after you compile the program above, you will see a file named *c.com*. If you list it you will learn why the previous messages appeared on your screen. You'll also see what OS-9 was doing throughout the compiling process. Let's look.

Let's study this listing. *C.com* is an OS-9 procedure file that is generated by ccl. It puts the C compiler through its paces.

The first line in this procedure file tells OS-9 to echo the name of the file it is compiling. Then it sends the "-x" command that is built into the OS-9 Shell. It tells the Shell not to abort the

entire process if an error occurs.

After this signal it echos the word "c.prep:" on your screen, giving you the name of the program it plans to run next. It then sends out the command line that runs the program *C.PREP*. That same line tells *C.PREP* to get its input from the file named *hello.c* in your current data directory and to put its output into an intermediate file named *ctmp.4.m*.

When *C.PREP* finishes its job, the procedure file sends an 'x' command

```
echo 'hello.c'
-x
echo c.prep:
C.PREP hello.c >ctmp.4.m
x
echo c.pass1:
C.PASS1 ctmp.4.m -o=ctmp.4.i
del ctmp.4.m
echo c.pass2:
C.PASS2 ctmp.4.i -o=ctmp.4.a
del ctmp.4.i
echo c.opt:
C.OPT ctmp.4.a ctmp.4.o
del ctmp.4.a
echo c.asm:
C.ASM ctmp.4.o, -g=ctmp.4.r
del ctmp.4.o
echo c.link:
C.LINK /d1/lib/cstart.r ctmp.4.r -o=hello -l=/d1/lib/clib.l
del ctmp.r.4
```

to the Shell. This tells the Shell to abort if there is an error. It then echos the word "c.pass1" and proceeds to run that program.

Notice that *C.PASS1* gets its input from the file named *ctmp.4.m* that was just created by *C.PREP*. *C.PASS1* sends its output to a file named *ctmp.4.i*. I'm sure the 'i' stands for intermediate.

As you study the rest of the procedure file, *c.com*, you'll notice a pattern. OS-

9 is using a series of temporary files to store intermediate results. The output of one part of the compiler is put into a temporary file that is used as the input for the next part of the compiler. After a temporary file has been used, the procedure file deletes it.

These temporary files are used much like pipes. The difference lies in the fact that the compiler is so large it won't all fit in memory at one time. The temporary files are needed to hold the results of one part of the compiler while

the other is loaded into memory.

Work your way through the procedure file one line at a time until you understand what happens during each part of the compilation. Notice that several of the compiler parts can be used as stand-alone programs. For example, you can use the relocatable macro assembler, *c.asm*, to assemble an assembly language source file you have

```
PROCEDURE primes
%%P% DIM trial,number,factor:REAL
%%P% PRINT
%%P% INPUT "Number? ",number
%%P% IF number<1 OR number<>INT(number) THEN
%%P% PRINT "Must be a POSITIVE INTEGER!";
%%P% RUN primes
%%P% ENDIF
%%P%
%%P% trial:=2
%%P% factor:=number
%%P% IF factor/trial=INT(factor/trial) AND trial<>number THEN
%%P% PRINT trial;
%%P% factor:=factor/trial
%%P% GOTO 1%
%%P% ENDIF
%%P% IF trial<factor AND trial<number/2 THEN
%%P% IF trial<3 THEN
%%P% trial:=trial+1
%%P% GOTO 1%
```

written. It just happens that when you are writing in the C language, the compiler writes an assembly language source code file for you.

When you get to the command line for *C.LINK*, the linker program, you'll see why you must have a directory named LIB on a disk mounted in drive /d1. The linker reads two files from this directory, *cstart.r* and *clib.l*. Further, it explicitly states the directory is located on drive /d1.

We haven't jumped into the mystery of C programming in this short tutorial, but hopefully we have helped you understand how to set up your Color Computer OS-9 system so you can use the Microware C Compiler effectively. I hope to take a closer look at C in future columns if the interest continues.

Frank Dupont also asked if he should buy the manual for Microware's RMA; this is the same assembler that comes with your C Compiler. Only the name has been changed — it's called *C.ASM* in the C Compiler package.

If you plan on doing a lot of assembly language programming, the \$25 price tag is a steal. The manual tells you all you need to know to tame this powerful assembler. Plus, the fact that you can assemble one module at a time and put the object code in a library makes a lot of sense. Once your code is debugged and in a library, you can use it over and over again by including it in your new programs with the linker program, *C.LINK*.

And, don't forget the powerful macro handling capability built into this assembler. If you are an assembly language programmer you'll love this assembler and want the manual so you can use it effectively. Order it direct from Microware.

**O**ne more note about C. Many people complain they don't like C because the code it generates is too long. But, before you jump to any conclusions, consider this. You can't really compare the size of a finished C program to a BASIC90 program unless you play fair and count the size of BASIC90's *RunB* module.

Remember, *RunB* must be in memory if you are going to run your packed BASIC90 programs direct from your execution directory. When you throw in this factor, you realize that C programs are really shorter than BASIC90 programs because the standard C library stored in *clib.l* is shorter than *RunB*.

```

00DD      ELSE
00E1          trial:=trial+2
00ED          GOTO 10
00F1      ELSE
00F5          ENDIF
00F7      ELSE
00FB          IF number=factor THEN
0108              PRINT number; " is a PRIME number!";
0124              RUN primes
0128          ENDIF
012A      ELSE
012E          IF trial>factor/2 THEN
013F              RUN primes
0143          ENDIF
0145      ENDIF
0147      RUN primes
014B      END
PROCEDURE cls
0000      PRINT CHR$(12)
0005      PRINT
0007      PRINT "**** Finding PRIME factors ****"
002A      RUN primes
002E      END

PROCEDURE fib
0000      REM This is a sample calling routine that makes use of MATH.
0010      REM Note the params that are passed to and returned from it.
0016      REM These must match what MATH expects exactly, or fatal errors
0024      REM could result. If this should occur I would recommend
0030      REM reloading the procedures as it is possible to overwrite
0036      REM them if too many bytes are passed. I cannot vouch for
0042      REM what occurs if too few bytes are passed.
0048      REM
0054      REM all procedures should be base 0.
0060      BASE 0
0066      REM The next 3 dim statements will set up all variables needed
0072      REM by MATH. Printop turns screen print on or off, while
0078      REM still returning the results in ss (4xx as remainder in
0084      REM div). printop="Y" OR "N".
0090      DIM x(301),y(301),z(301):INTEGER
0096      DIM ss,ys,zs:STRING(300)
0102      DIM op,printop:STRING(1)
0108      DIM i,printer:INTEGER
0114      printop="N"
0120      op="+*"
0126      REM Setup initial values for Fibonacci series.
0132      ss="1"
0138      ys="1"
0144      OPEN #printer,"/p":WRITE
0150      REM Init. counter value
0156      i=1
0162      ss=ys
0168      ys=ss
0174      RUN math(x,y,z,ss,ys,zs,op,printop)
0180      i=i+1
0186      PRINT i;
0192      WRITE #printer,i," ",ss
0198      GOTO 1
0204      END
PROCEDURE math
0000      REM This procedure and the ones it calls were adapted from a program in
0006      REM March 1985 BYTE magazine. The article was titled "Arithmetic on your PC".
0012      REM and was written by Peter Rice.
0018      REM
0024      REM Adaptation by Thomas Ring
0030      REM
0036      BASE 0
0042      PARAM x(301),y(301),z(301):INTEGER; ss,ys,zs:STRING(300); op
0048      ,printop:STRING(1)
0054      DIM xl,y1,i:INTEGER
0060      RUN initialize(x,y,z)
0066      REM Remove leading zeroes from ss
0072      WHILE LEFT$(ss,1)="0" DO
0078          ss=RIGHT$(ss,LEN(ss)-1)
0084      ENDWHILE
0090      REM Remove leading zeroes from ys
0096      WHILE LEFT$(ys,1)="0" DO
0102          ys=RIGHT$(ys,LEN(ys)-1)
0108      ENDWHILE
0114      REM Convert ascii chars in ss to digits in x array
0120      xl=LEN(ss)
0126      FOR i=1 TO xl
0132          x(xl-i)=VAL(MID$(ss,i,1))
0138      NEXT i
0144      x(300)=xl-1

```

## Code for Time

Since we had something for C language beginners, we'll give equal time to those who are more experienced. Often you want to print the time somewhere in your programs. This code should help you do it.

```
#include <time.h>
struct sgtbuf buf;
```

```
/* Your "main ()" program goes here */
```

```
getime(&buf);
printf("%02d/%02d/%02d %02d:%02d:%02d\n",
buf.t_month, buf.t_day, buf.t_year,
buf.t_hour, buf.t_minute, buf.t_second);
```

When your program runs this code it should print the time in the standard mm/dd/yy hh:mm:ss format. The %02d's in the code above tell printf that the byte is Hex, but you want it printed in decimal. Also, you always want it to be printed as two digits with a leading zero as a pad if necessary. In other words, April Fool's Day will come on 04/01/86 not 4/1/86. Have fun.

## BASIC09 Notes

Everyone seems to like to write programs that generate prime numbers. The latest comes from Joel Sherman of Watertown, Conn. He translated it from a standard BASIC program. The

```

0237 REM Convert ascii chars in ys to digits in y array
0279 y1=LEN(ys)
0279 FOR i=1 TO y1
028A y(y1-i)=VAL(MID$(ys,i,1))
02A2 NEXT i
02AD y(399)=y1-1
02BC REM Run appropriate operation procedure, then print procedure
027E IF op="+*" THEN
0305 RUN add(x,y,z)
0318 RUN printadd(x,y,z,ss,printop)
0337 END
0339 ENDIF
033E IF op="-*" THEN
0348 RUN sub(x,y,z)
0350 RUN printsub(x,y,z,ss,printop)
037A END
037C ENDIF
037E IF op="/*" THEN
0388 RUN mult(x,y,z)
039F RUN printmult(x,y,z,ss,printop)
03ED END
038F ENDIF
03CE IF op="/*" THEN
03CE RUN div(x,y,z)
03E2 RUN printdiv(x,y,z,ss,ss,printop)
0405 END
0407 ELSE
040B PRINT "Don't understand operation"
0429 END
042B ENDIF
042D END
PROCEDURE initialize
0000 REM This proc. initializes x,y, & z arrays to zero.
0011 BASE 0
0034 DIM i:INTEGER
0038 PARAM x(391),y(391),z(391):INTEGER
0059 FOR i=0 TO 399
006A x(i)=0
0075 NEXT i
0089 REM After x array is set, direct array transfers are used for speed
00CE REM and savings in code.
00D9 z=x
00E1 y=x
00E9 END
PROCEDURE add

```

## PRICE BUSTERS!



wabash  
**DATA TECH**  
DISKETTES

**NEW! GREATER DISCOUNTS!**

• **LIFETIME WARRANTY**  
• **100% ERROR FREE**  
HUB RINGS — SOFT SECTOR ONLY

5 1/4" SSSD.....Qty. 20 **99¢** ea.

5 1/4" SSDD.....Qty. 20 **\$1.09** ea.

5 1/4" DSDD.....Qty. 20 **\$1.29** ea.

5 1/4" HI DENSITY FOR IBM-PC AT Qty. 10 **\$4.19** ea.

Call our **warehouse direct**, 8-4:30 Pacific time, Mon.-Fri. (not an answering service) for **immediate** shipment (why wait 2 weeks?) on VISA and MASTERCARD orders. Overnight delivery available — call for details.

Shipping: \$3.50 any qty. Note: Outside Contin. 48 States, \$3.50 plus \$1 per 10 diskettes. CA residents add sales tax.

Call Collect: **818/700-0330**

**YORK 10** 9525 Vassar Ave. #R11  
Chatsworth, CA 91311

## FREE 10 DISKETTES OR 20 C-20 CASSETTES

A subscription to the 'Coco-Cassette' gets you a tape or disk full of 10 **quality programs** delivered to you by first class mail every month. The documentation included will help you run great **utilities** like 'Word Processor,' and 'Budget Analyzer,' or enjoy great **games** like 'Frogjump' and 'Caterpillar Cave' **FOR AS LITTLE AS 46 CENTS EACH!**

★ **Limited offer** ★ Subscribe for a year on cassette and receive **20 Free C-20 cassettes** or subscribe for a year on disk and receive **10 Free 5 1/4 single sided double density diskettes!**

Now available on disk!



### PRICES

|                  | TAPE | DISK |
|------------------|------|------|
| 1 YR (12 ISSUES) | 55"  | 70"  |
| 6 MO (6 ISSUES)  | 30"  | 40"  |
| Single Copies    | 6"   | 8"   |

- ★ 16K extended required
- ★ Some programs require 32K, and/or disk
- ★ Over 3000 satisfied customers
- ★ Back issues available from July '82 **PERSONAL CHECKS WELCOME!** (over 280 programs to choose from!)
- ★ Also available for Commodore 64

Mch. Fees add 4%  
Overseas ADD \$10 to subscription and \$1.00 to single issues.

T & D Subscription Software  
P.O. BOX 256-C  
HOLLAND, MI 49423  
(616) 396-7577





original version took 30 minutes to discover that 44449 is a prime number. The BASIC09 accomplishes the same goal in 2.5 minutes. Joel asked how he could write the code at Line 10 without using the GoTos. If you're game, submit your solution and we'll list it here.

Our feature BASIC09 listing this month was contributed by Tom Ring of Potsdam, N.Y. It was adapted from an IBM PC listing in a *Byte* magazine article named "Arithmetic on your PC." It was written by Peter Rice and published in the March 1985 edition. Rice gave Ring permission to translate it to BASIC09 and publish the results.

Here's another time to use in your debate with your IBM PC friends. The PC version of *Mathmaster* requires four minutes and 55 seconds to divide a 160-digit number by a 40-digit number — that's 295 seconds. The BASIC09 version does the job in 79 seconds. Try it yourself by running the procedure named *smallest*.

*Mathmaster* contains a group of BASIC09 procedures. If you plan on loading them all at the same time, you will need to request more memory from BASIC09 by typing MEM 15000 before you load the file. The program will work

```

9999  BASE 9
9992  PARAM x(391),y(391),z(391):INTEGER
9929  DIM l:INTEGER
9927  IF x(399)>y(399) THEN
993A   z(399)=x(399)
9949  ELSE
994D   z(399)=y(399)
995C  ENDIF
995E  FOR l=9 TO z(399)
9972   z(l)=x(l)+x(l)+y(l)
998F   IF z(l)>=19 THEN
999E     z(l+1)=z(l)+1
99B4     z(l)=z(l)-19
99C8   ENDIF
99CA  NEXT l
99D5  IF z(x(399)+1)>9 THEN z(399)=z(399)+1
99FB  ENDIF
99FD  END
PROCEDURE sub
9999  BASE 9
9992  PARAM x(391),y(391),z(391):INTEGER
9929  DIM l,n:INTEGER
9925  IF x(399)>y(399) THEN
993E   n=x(399)
9949  ELSE
994D   n=y(399)
9958  ENDIF
995A  FOR l=9 TO n
996B   z(l)=x(l)+x(l)-y(l)
9988   IF z(l)<9 THEN
9997     z(l)=z(l)+19
99A7     z(l+1)--1
99B8   ENDIF
99BA  NEXT l
99C5  IF z(n+1)<9 THEN
99D7   n=n+1
99E2  ENDIF
99E4  WHILE z(n)=9 DO
99F3   n=n-1
99FE  ENDWHILE
9992  z(399)=n
999E  END
PROCEDURE mult
9999  BASE 9
9992  PARAM x(391),y(391),z(391):INTEGER

```

## Check Us Out!



**Product Guarantee** — We guarantee that all our software is 100% error-free and will run on your IBM PC or compatible system. If you are not satisfied, we will refund your money or replace the software at no charge.

**Senior Special Package** — If you are a senior citizen (65 or older), we will give you a special discount on all our software. This includes our popular *Checkbook Checkwriter II* program. This will save you printing your checks the only way you should!

**Guarantee** — Our checks and accounts are guaranteed to please you and guaranteed compatible with your bank. In fact, if you order a special package and aren't satisfied for any reason, simply return it for a full refund (including postage) and you can keep the *Checkbook Checkwriter II* program.

**Now CHECK WITH US...** Order a special package with moneyback guarantee today! Just enclose a voided check for encoding information with your order. Or send today for our free information package. We guarantee you'll be pleased. Use M.C., AMEX orders welcome. Shipping: \$2.00 USA, \$5.00 Outside USA.

**SPECIAL BONDS**

- Each 5000 customer — 20% off your order.
- Each 10000 customer — 40% off your order.
- Each 15000 customer — 60% off your order.
- Each 20000 customer — 80% off your order.

8000 HORNET AVENUE • BOSTON, MA 02118  
**SYNERGETIC SOLUTIONS**  
 4715 SHEPHERD RD • MILBERRY, FL 32860 • PHONE (813) 646-6557

## BASIC COMPILER

WASATCHWARE believes that users of the Color Computer deserve the right to use all 64k of RAM that is available in the computer, and have fast machine language programs that use the full potential of the 6809 microprocessor. That is why the BASIC compiler, called MBASIC, was developed. Here are some of the reasons that make this compiler one of the best bargains in this magazine:

- Program can use all 64k of RAM for either program storage or for large numbers of variables and arrays like A(20000).
- Full Floating Point arithmetic expressions with functions.
- SUBROUTINE and CALL commands allows for structured programming and more independent program development.
- Full sequential and direct access disk files allowed.
- BASIC sources and M.L. output I/O to disk, tape or printer.

### COMMANDS SUPPORTED

- I/O - Commands**

|       |        |        |     |       |       |
|-------|--------|--------|-----|-------|-------|
| CLOSE | CLoadM | CLoadM | DIR | DRIVE | DSKIS |
| DSKOS | FILED  | FILES  | GET | INPUT | KILL  |
| LSRT  | OPEN   | PRINT  | PUT | RSRT  |       |
- Program Control Commands**

|        |        |      |            |      |       |
|--------|--------|------|------------|------|-------|
| CALL   | END    | EXEC | FOR        | STEP | NEXT  |
| GCOSM  | GOTO   | IF   | THEN       | ELSE | ERROR |
| ON..GO | RETURN | STOP | SUBROUTINE |      |       |
- Math Functions**

|     |     |       |       |         |     |
|-----|-----|-------|-------|---------|-----|
| ABS | ASC | ATN   | COS   | CYN     | EOF |
| EXP | FIX | INSTR | INT   | LEN     | LOG |
| LOC | LOF | PEEK  | POINT | PPPOINT | RND |
| SGN | SIN | SGR   | TAN   | TIMER   | VAL |
- String Functions**

|       |          |        |       |      |         |
|-------|----------|--------|-------|------|---------|
| CHR\$ | INKEY\$  | LEFT\$ | MID\$ | WKNS | RIGHT\$ |
| STR\$ | STRING\$ |        |       |      |         |
- Graphic/Sound Commands**

|        |        |        |       |        |       |
|--------|--------|--------|-------|--------|-------|
| COLOR  | CLS    | CIRCLE | DRAW  | LINE   | PAINT |
| PCLEAR | PCLS   | PLAY   | PMODE | PRESET | PSET  |
| RESET  | SCREEN | SET    | SOUND |        |       |
- Other/Special Commands**

|      |         |       |       |        |      |
|------|---------|-------|-------|--------|------|
| DATA | DIM     | LLIST | MOTOR | POKE   | READ |
| REM  | RESTORE | RUN   | TAB   | VERIFY | DLD  |
| DST  | INSHFT  | LENG  | PCOPY | PMOOD  | PTY  |
| REAL | SREG    | SWP   | VECTD | VECTI  |      |

Tape - \$69.95  
 Disk - \$69.95 44k High Density  
 Both - \$74.95



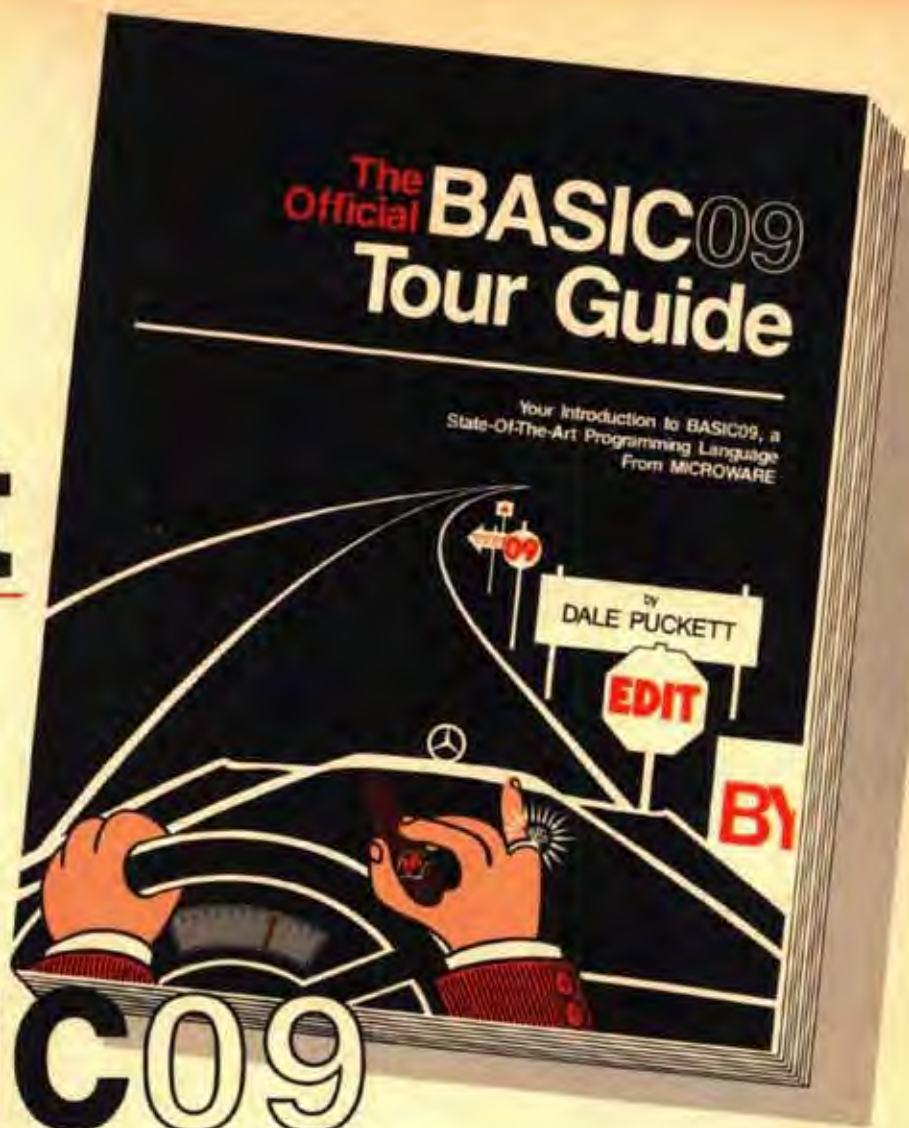
## WasatchWare

Add \$4.00 Postage and Handling

7350 Nutree drive  
 Salt Lake City, Utah  
 84121

Send check or Money order.  
 No C.O.D.. Utah res. add 5% tax. Call (801) 943-6263

# Get the most out of BASIC09



The **OFFICIAL BASIC09 TOUR GUIDE** is skillfully written in a friendly and easy-to-read style. Just perfect for those new to computers and to BASIC09. It's also a *valuable reference book* for programmers, engineers, students and hobbyists, providing an in-depth look at BASIC09 plus an overview of the OS-9 operating system. Comprehensive reference sections on BASIC09 and OS-9 commands are also included. The book "maps" out your route through the Mercedes of Basics... BASIC09 and puts you in the driver's seat in no time. Fasten your seatbelt, sit back and enjoy the ride to perfecting your programming skills.

## MICROWARE . . .

The **OFFICIAL BASIC09 TOUR GUIDE** comes from the people who wrote BASIC09. As the leader in 6809 system software, we at MICROWARE care about our users and want to help you get the most from our products.

## It's Easy to Order.

Phone orders are accepted from MasterCard or VISA cardholders or for COD shipment. You can also order by mail using the coupon below. Quantity discounts are available to educational organizations and dealers. For further information contact Microware.

Microware Systems Corporation  
1866 N.W. 114th Street  
Des Moines, Iowa 50322  
Telephone 515/224-1929  
Telex 910-520-2535

Please send \_\_\_\_\_ copies of the **Basic09 Tour Guide** book at \$18.95 each. Add \$2.00 for UPS shipping in the U.S. or \$10.00 for overseas air mail per book. Iowa residents add 4% sales tax.

Name \_\_\_\_\_

Address \_\_\_\_\_

City \_\_\_\_\_

State \_\_\_\_\_ Zip \_\_\_\_\_

I have enclosed a check.  
 Charge to my bank card:  
MasterCard  VISA   
Card Number \_\_\_\_\_  
Expiration \_\_\_\_\_

*microware*<sup>®</sup>

Specialists in system software for 68-family microprocessors since 1977.

OS-9 and BASIC09 are trademarks of Microware and Motorola.

with numbers as long as 300 digits. However, it does not check to see if the answers are larger. Ring said he would be glad to send you a copy if you send him a disk with return postage (his address is 75 Market St., Apt. 4, 13676).

### Random Notes

Tim Grovac, the editor of the OS-9 Users Group newsletter *MOTD*, published a special edition in April. It lists the address of the group's members in alphabetical order by state. If you're looking for someone to share OS-9 knowledge with, this should give you a place to look. Request a copy and a membership application from P.O. Box 7586, Des Moines, IA 50322. Allow plenty of time for the mail relay.

Speaking of users' groups, Frank Hogg told me he hoped to start a Sculptor Users Group. Contact FHL for details. Sculptor is an advanced databased management system that runs under OS-9 as well as many other operating systems. Rumor has it that we may see it become a standard part of FHL's OS-9 68K system, the QT; cross your fingers. By the way, Frank tells me he was talking to someone in England who reported that OS-9 was running on the Sinclair QL there — and on those wafer tapes yet!

Turning toward the South, Brian Lantz in Tampa tells me that OS-9 users will soon be able to run an advanced debugger. He's been making a few suggestions about the product to Paul Searby at Computerware. The program was written originally by Chris Bone, an assembly language programmer who has helped write the "Byte Master" articles for *RAINBOW*. It reportedly boasts full-screen editing of memory — 12 lines with eight bytes each, the ability to do a disassembly from memory, a mini calculator, full access to the OS-9 Shell, the ability to set multiple breakpoints and skip subroutines, etc. It looks like a product a lot of assembly language programmers will be glad to get their hands on.

Computerware is also getting ready to release a Macro Assembler and a Text Processor. Lantz is putting the finishing touches on the latter and reports it is 95 percent NROFF compatible (NROFF stands for "New Run Off"). It is 100 percent compatible with TSC text processor files. Only about five percent of the commands — the ones that deal specifically with UNIX — are missing.

```

9929 DIM a:1,j,index:INTEGER
9930 FOR i=0 TO x(399)
9947 FOR j=0 TO y(399)
9958 z(i+j)=a(i)*y(j)+z(i+j)
9969 a=(i+j)/19
9992 z(i+j)=MOD(z(i+j),19)
99AC z(i+j+1)=z(i+j+1)+a
99CD NEXT j
99DE NEXT i
99E3 index=x(399)+y(399)+1
99F8 IF a(index)>9 THEN
9107 z(399)=index
9113 ELSE z(399)=index-1
9125 ENDIF
9127 END
PROCEDURE div
9999 BASE 9
9992 PARAM x(391),y(391),z(391):INTEGER
9929 DIM a:1,d,w,c,k,m,bx:INTEGER
9943 IF x(399)<=y(399) THEN
9956 a1=y(399)
9961 ELSE
9965 a1=x(399)
9979 ENDIF
9972 IF x(a1)>y(a1) THEN GOTO 2
9988 ENDIF
99EA RUN sub(x,y,c)
9992 IF z(399)>=9 THEN GOTO 1
99B3 ENDIF
99B5 FOR i=0 TO 399
99C6 z(i)=0
99D1 NEXT i
99DC END
99DE 1 x=x
99E9 FOR i=0 TO 399
99FA z(i)=0
9195 NEXT i
9119 x(0)=1
911A END
911C 2 d=19/(y(y(399))+1)
9133 IF d=1 THEN GOTO 3
9142 ENDIF
9144 FOR i=0 TO x(399)
9158 z(i)=d*x(i)
9168 NEXT i
9176 FOR i=0 TO x(399)
918A w=x(i)
9195 z(i)=MOD(w,19)
91A4 z(i+1)=x(i+1)+w/19
91C9 NEXT i
91CB IF x(x(399)+1)>9 THEN
91E9 z(399)=x(399)+1
91F2 ENDIF
91F4 FOR i=0 TO y(399)
9208 y(i)=d*y(i)
9218 NEXT i
9226 FOR i=0 TO y(399)
923A w=y(i)
9245 y(i)=MOD(w,19)
9254 y(i+1)=y(i+1)+w/19
9279 NEXT i
9278 IF y(y(399)+1)>9 THEN
9292 y(399)=y(399)+1
92A2 ENDIF
92A4 3 FOR k=x(399) TO y(399) STEP -1
92C5 IF x(k+1)=y(399) THEN
92DE c=9
92E5 ELSE
92E9 c=(x(k+1)*19+x(k))/y(y(399))
9308 ENDIF
939D 4 IF c*y(y(399)-1)<=(x(k+1)*19+x(k)-c*y(y(399)))*19+x(k-1) THEN
9355 GOTO 5
9359 ELSE
935D c=c-1
9368 GOTO 4
936C ENDIF
938E 5 m=k-y(399)
9389 FOR i=0 TO y(399)
9394 x(m+1)=x(m+1)-c*y(i)
9386 NEXT i
93C1 FOR i=0 TO y(399)
93D5 IF x(m+1)>=9 THEN
93E8 GOTO 6
93EC ENDIF
93EE x(m+1)=x(m+1)+x(m+1)/19-1
9410 x(m+1)=x(m+1)+(1-x(m+1)/19)*19
9447 6 w=x(m+1)
9459 x(m+1)=MOD(w,19)
946C x(m+1)=x(m+1)+w/19
9499 NEXT i
949B IF x(k+1)>=9 THEN
94AD GOTO 7
94B1 ENDIF

```

Lantz had been busy finishing the drivers for the new J & M hard disk system that was demonstrated at the Chicago RAINBOWfest. It supports from one to seven logical units and stores 5.12 million bytes of data. Lantz reported that this system does not use the halt line and the interrupts are never disabled, giving you complete type ahead on the CoCo keyboard. It also lets you boot OS-9 directly from the hard disk.

To give you an idea of the speed, a copy operation that takes 27 minutes floppy to floppy, takes eight and a half minutes from floppy to hard disk, and seven minutes from one logical unit on the hard disk to another. The price? Reportedly, J & M will offer the disk complete with the controller and software for \$650. Not bad when you consider that two double-sided, 40-track floppy drives cost me more than \$400 wholesale a little over a year ago!

And on the "OS-9-is-finally-coming-of-age" department, I saw two announcements recently — one for "Freeware," another for "Cheapware"!

Greg Morse, of softCODE, (10871 Roseland Gate, Richmond, British Columbia, Canada V7A 2R1), is offering a freeware modem program for OS-9. It is written in assembly language, supports the XMODEM protocol and comes with the source code.

The program requires 5,400 decimal bytes of memory plus a minimum of 2,000 bytes for data storage. It sends xon/xoff codes when it needs to write to disk and can upload a file blind or with prompts. It also lets you send commands to the OS-9 Shell while it is running.

Freeware means that if you like it, you will send Greg a donation. If you don't like it or "have a dull conscience," it is free. The tutorial value of the code alone would easily be worth the suggested \$20 donation. The code runs 45 pages and almost every line is commented.

Cheapware features Kansas City BASIC for OS-9. It comes from Steve Odneal who is famous for his work with FLEX on the Color Computer. I understand he is also working on a hard disk system for the Color Computer — in fact, I saw a prototype at Irvine.

Kansas City BASIC is an interpreter that runs under OS-9. Its syntax resembles Microsoft Disk Extended BASIC. It is about 7,000 bytes long and comes with 4,000 lines of fully commented source code and a 20-page

```

9483   FOR i=9 TO y(399)
9487     x(n+1)=x(n+1)+y(i)
9495     IF x(n+1)>9 THEN
9498       x(n+1)=x(n+1)+1
9518       x(n+1)=x(n+1)-19
9532     ENDF
9534     NEXT i
9537     c=c-1
9544     x(n)=c
9559     NEXT k
9564     a1=x(399)-y(399)
9576     IF x(a1)>9 THEN
9583       x(399)=a1
9591     ELSE
9595       x(399)=a1-1
95A4     ENDF
95A6     bx=y(399)
95B1     WHILE x(bx)≠9 DO
95C9       bx=bx-1
95CB       IF bx=9 THEN GOTO 8
95DA     ENDF
95DC     ENDF
95E9     x(399)=bx
95E7     FOR i=x(399) TO 1 STEP -1
9609       w=x(i)
9614       x(i)=w/d
9624       x(i-1)=x(i-1)+19*MOD(w,d)
9644     NEXT i
964F     x(9)=x(9)/d
9669     END
PROCEDURE printadd
9999   BASE 9
9992   PARAM x(391),y(391),z(391):INTEGER; ss:STRING[399]; printop
      :STRING[1]
9996   DIM i:INTEGER
999D   ss=""
99A4   FOR i=9 TO x(399)
99B8     ss=CHR$(x(i)+48)+ss
99C8   NEXT i
9976   IF printop="Y" THEN
9983     PRINT "The sum is: "; ss
9994   ENDF
9998   END
PROCEDURE printsub
9999   BASE 9
9992   PARAM x(391),y(391),z(391):INTEGER; ss:STRING[399]; printop
      :STRING[1]
9996   DIM i:INTEGER
999D   IF x(399)<9 THEN
99A4     PRINT "The difference is negative"
99B8   END
99C8   ELSE
9976     ss=""
9983     FOR i=9 TO x(399)
9994       ss=CHR$(x(i)+48)+ss
99A4     NEXT i
99B8     IF printop="Y" THEN
99C8       PRINT "The difference is: "; ss
99D8     ENDF
99E8     END
99F8   ENDF
9998   END
PROCEDURE printmult
9999   BASE 9
9992   PARAM x(391),y(391),z(391):INTEGER; ss:STRING[399]; printop
      :STRING[1]
9996   DIM i:INTEGER
999D   ss=""
99A4   FOR i=9 TO x(399)
99B8     ss=CHR$(x(i)+48)+ss
99C8   NEXT i
9976   IF printop="Y" THEN
9983     PRINT "The product is: "; ss
9994   ENDF
9998   END
PROCEDURE printdiv
9999   BASE 9
9992   PARAM x(391),y(391),z(391):INTEGER; ss,rs:STRING[399]; printop
      :STRING[1]
9996   DIM i:INTEGER
999D   ss=""
99A4   FOR i=9 TO x(399)
99B8     ss=CHR$(x(i)+48)+ss
99C8   NEXT i
9976   ss=""
9983   FOR i=9 TO z(399)
9994     ss=CHR$(x(i)+48)+ss
99A8   NEXT i
99B8   IF printop="Y" THEN
99C8     PRINT "The quotient is: "; ss
99D8     PRINT "The remainder is: "; rs
99E8   ENDF
9998   END
PROCEDURE calltest

```

# THE X-TEAM FOR OS-9

## XTERM

XTERM is a full featured OS-9 communications program that takes full advantage of the power of OS-9. It works with the normal text screen, XSCREEN, or the Wordpak 80 column board.

XTERM is menu oriented for ease of use, it is simple to use even for the novice OS-9 user. And yet, XTERM is powerful enough for the expert OS-9 user.

Some of the features of XTERM include: full upload and download support with remote buffer operation; supports XON/XOFF protocol; 110/300/600/1200 baud, 5/6/7/8 bits, even/odd/no parity, full or half duplex; able to execute an OS-9 shell command from within XTERM.

XTERM works with a Color Computer using the standard serial interface, but also will work with a hardware serial port. Also, if you are using a hardware parallel printer port, you can print data to the printer as it is received.

**XTERM \$59.95**

## XMENU

XMENU is a system that creates a menu-driven environment for the Color Computer using OS-9. OS-9 now becomes easy-to-use with command selections made from menus. Menus are included to access OS-9 commands. An easy-to-use utility is provided that allows for the creation and maintenance of menus.

XMENU works with XSCREEN, the normal text screen, O-PAK, and the WORDPAK 80-column board.

**XMENU 29.95**

## XSCREEN

XSCREEN creates a high resolution screen for the Color Computer using OS-9. This high resolution screen gives you 24 lines of text with 51, 64, or 85 characters per line. Characters can be either white on a black background or vice versa. Easy menu operation.

**XSCREEN \$19.95**



**MICROTECH  
CONSULTANTS  
INC.** 1906 Jerrold Avenue  
St. Paul, MN 55112

Dealer Inquiries Invited

OS-9 is a trademark of Microware

## XWORD

XWORD is a powerful word processing system for the Color Computer using OS-9. XWORD is feature packed with only a few features mentioned here.

Some of the editing features of XWORD include: true character oriented full screen editor; works with the normal text screen, XSCREEN, O-PAK, or WORDPAK 80 column card; full block commands with blocks displayed in inverse characters (except with normal text screen) for easy block manipulation; file size not limited to a buffer size; full find and replace commands with wildcard character; able to execute an OS-9 shell command in the middle of editing. Many, many more features, too many to mention here.

Some of the formatting features of XWORD include: proportional spacing supported; perfectly aligned hanging indents and columns, even when using proportional characters; full printer control with control of character size, emphasized, italics, overstrike, underlining (with or without spaces), super and sub-scripts; up to 10 header/footers; page numbering in decimal or Roman numerals; margins and headers can be set differently for even and odd pages; automatically reads printer initialization file to define XWORD for your printer (many included, and easy to write or modify your own). Many more features.

**XWORD \$79.95**

## XMERGE

XMERGE gives XWORD powerful mail merge capabilities. With it you are able to merge in data from a data file or from the keyboard to get professional looking results.

**XMERGE 29.95**



## XDIR & XCAL

A package of two powerful utilities you won't want to be without. XDIR is an OS-9 directory program that prints full hierarchical directories. The directory does full sorting and has complete pattern matching, including wildcard and character classes.

XCAL is a powerful calculator for OS-9. Ideal for both programmers and for general use. XCAL features include: work in decimal, hexadecimal, binary; previous 25 results are stored; functions include AND, OR, NOT, XOR.

**XDIR & XCAL \$24.95**



### Ordering Information



Add \$2.50 shipping & handling. MN residents add 6% sales tax. Visa, Mastercard, COD (add \$2.50), personal checks; all shipped from stock within 24 hours

**(612) 633-6161**



More than a book . . .

## A MILESTONE

# THE COMPLETE RAINBOW GUIDE TO OS-9



Today's programmers use short modules of readable code to build complex programs. The OS-9 operating system and the high level languages it brings you make the job easy.

OS-9 has so many things going for it that you need a guide as comprehensive and thorough as *The Complete Rainbow Guide To OS-9* to show you how to take to OS-9 and realize the potential of this extremely efficient implementation of the UNIX operating philosophy.

Co-authored by Dale L. Puckett and Peter Dibble — two of the foremost authorities on OS-9 — *The Complete Rainbow Guide to OS-9* demystifies the dynamic operating system that gives the Color Computer more power and flexibility than many of the high-cost computers on the market . . . and gives you the ability and confidence to reach new programming heights.

With *The Complete Rainbow Guide To OS-9*, you will be prepared to take full advantage of the multitasking system that is setting new standards for Color Computer programming. For only \$19.95!

### Also Available!

*The Rainbow Guide To OS-9 Disk*. An adjunct to and complement to the book. You'll want the book for the tutorials, and the package of two disks to save the many hours of typing in lengthy programs. Two-Disk Package, \$31.

Please send me *The Complete Rainbow Guide To OS-9* for \$19.95.\*

Please send me *The Rainbow Guide To OS-9 Disk* (a package of two disks) for \$31. Does not include book.

Name \_\_\_\_\_ Signature \_\_\_\_\_

Address \_\_\_\_\_

City \_\_\_\_\_ State \_\_\_\_\_ ZIP \_\_\_\_\_

My check in the amount of \_\_\_\_\_ is enclosed.

VISA  MasterCard  American Express



Account Number \_\_\_\_\_ Card Expiration Date \_\_\_\_\_

**Mail to: Rainbow Magazine, The Falsoft Building, Prospect, KY 40059**

To order by phone call: (502) 228-4492

\*Add \$1 shipping and handling per book. Canada and Mexico add \$2. All other foreign countries add \$4. Allow 4 weeks for delivery. KY residents add 5% sales tax. In order to hold down costs, we do not bill. ALL ORDERS IN U.S. FUNDS.

OS-9 is a trademark of Microware Systems Corporation.

## OS-9 UTILITY

# MAIL09 Correction

The following are some of the listings that were inadvertently left out of MAIL09 (June 1985, Page 249). This was due to an editorial error on our part here at THE RAINBOW, and was not the fault of the author, Timothy A. Harris. The remainder of the missing listings will appear next month. We apologize for any inconvenience this may have caused, either to Mr. Harris or to our readers.

## Listing 2:

```
PROCEDURE shellcommand
0000 DIM command:STRING[100]
0001 DIM resp:BYTE
0002 RUN clearscreen
0003 INPUT "Enter Shell Command : ",command
0004 SHELL command
0005 PRINT
0006 PRINT "          Hit any key to return to Main Menu"
0007 GET #9,resp
0008 END
```

## Listing 3:

```
PROCEDURE onelabel
0000 TYPE labeltype=companyname:STRING[25]; title:STRING[4]; lname
      :STRING[25]; fname:STRING[10]; address1:STRING; address2
      :STRING; city:STRING[15]; state:STRING[10]; zip:STRING
      [10]; phone:STRING[14]
0001 TYPE indextype=name:STRING[25]; number:BYTE
0002 PARAM label:labeltype
0003 PARAM index(100):indextype
0004 PARAM listfile:STRING[5]
0005 PARAM indexfile:STRING[6]
0006 DIM dophone:BOOLEAN
0007 DIM id,fd,ppath,numentries,howmany,i:INTEGER
0008 DIM pname:STRING[2]
0009 DIM keyname:STRING[25]
0010 DIM entrynumber:INTEGER
0011 dophone:=FALSE
0012 pname:="/p"
0013 RUN clearscreen
0014 PRINT "          MAIL09"
0015 PRINT "          Make Individual Labels"
0016 PRINT "          _____"
0017 OPEN #id,listfile:READ
0018 OPEN #id,indexfile:READ
0019 RUN getindex(id,index,numentries)
0020 CLOSE #id
0021 PRINT
0022 IF listfile="clist" THEN
0023   INPUT "          Company Name of desired label : ",keyname
0024 ELSE
0025   INPUT "          Last Name of desired label : ",keyname
0026 ENDIF
0027 RUN findentry(keyname,index,numentries,fd,label,entrynumber
      )
0028 CLOSE #fd
0029 IF entrynumber=-1 THEN
0030   PRINT "          Entry does not exist!"
0031 ELSE
0032   PRINT \ INPUT "          How many labels do you wish? ",howmany
0033   OPEN #ppath,pname:WRITE
0034   FOR i:=1 TO howmany
0035     RUN printlabel(ppath,label,dophone)
0036   NEXT i
0037   CLOSE #ppath
0038 ENDIF
0039 END
```

## Listing 4:

```
PROCEDURE makelabels
0000 TYPE labeltype=companyname:STRING[25]; title:STRING[4]; lname
```



```

:STRING[25]; fname:STRING[19]; address1:STRING; address2
:STRING; city:STRING[15]; state:STRING[19]; zip:STRING
[19]; phone:STRING[14]
9969 TYPE indextype=name:STRING[25]; number:BYTE
997F PARAM label:labeltype
9988 PARAM index(199):indextype
9996 PARAM listfile:STRING[5]
99A2 PARAM indexfile:STRING[6]
99AE DIM dophone:BOOLEAN
99B5 DIM fd,id,ppath,numentries,1,seekpos:INTEGER
99D9 DIM pname:STRING[2]
99DC dophone:=FALSE
99E2 pname:="/p"
99EB OPEN #fd,listfile:READ
99F7 OPEN #id,indexfile:READ
9193 OPEN #ppath,pname:WRITE
919F RUN getindex(id,index,numentries)
9123 CLOSE #id
9129 FOR i:=1 TO numentries
913A seekpos:=index(i).number
9148 SEEK #fd,seekpos*SIZE(label)
9158 GET #fd,label
9162 RUN printlabel(ppath,label,dophone)
9176 NEXT i
9181 CLOSE #ppath
9187 CLOSE #fd
918D END

```

### Listing 5:

```

PROCEDURE outputlist
9999 TYPE labeltype=companyname:STRING[25]; title:STRING[4]; lname
:STRING[25]; fname:STRING[19]; address1:STRING; address2
:STRING; city:STRING[15]; state:STRING[19]; zip:STRING
[19]; phone:STRING[14]
9969 TYPE indextype=name:STRING[25]; number:BYTE
997F PARAM outpath:INTEGER
998E PARAM label:labeltype
998F PARAM index(199):indextype
999D PARAM listfile:STRING[5]
99A9 PARAM indexfile:STRING[6]
99B5 DIM dophone:BOOLEAN
99DC DIM fd,id,numentries,1,seekpos:INTEGER
99D3 DIM date:STRING
99DA OPEN #id,indexfile:READ
99E6 OPEN #fd,listfile:READ
99F2 dophone:=TRUE
99F8 RUN getindex(id,index,numentries)
919C CLOSE #id
9112 date:=DATE$
9118 PRINT #outpath," Mailing List of "; date
9136 PRINT #outpath
913C PRINT #outpath
9142 FOR i:=1 TO numentries
9153 seekpos:=index(i).number
9161 SEEK #fd,seekpos*SIZE(label)
9171 GET #fd,label
917B RUN printlabel(outpath,label,dophone)
918F NEXT i
919A CLOSE #fd
91A9 END

```

### Listing 6:

```

PROCEDURE printlist
9999 TYPE labeltype=companyname:STRING[25]; title:STRING[4]; lname
:STRING[25]; fname:STRING[19]; address1:STRING; address2
:STRING; city:STRING[15]; state:STRING[19]; zip:STRING
[19]; phone:STRING[14]
9969 TYPE indextype=name:STRING[25]; number:BYTE
997F PARAM label:labeltype
9988 PARAM index(199):indextype
9996 PARAM listfile:STRING[5]
99A2 PARAM indexfile:STRING[6]
99AE DIM pname:STRING[2]
99BA DIM out:STRING[19]

```

## WHITE HOUSE COMPUTER

P.O. Box 4025  
Williamsport, PA 17701  
(717) 322-7700

ASK ABOUT PHONE REBATES!

HOURS: Monday thru Friday  
9:00 am till 6:00 pm

| PRINTERS         |          | EPSON        |         |
|------------------|----------|--------------|---------|
| STAR MICRONICS   | RX 80    |              | 219.00  |
| SG 10            | RX 80FT  |              | 269.00  |
| SG 15            | RX 100   |              | 379.00  |
| SD 10            | FX 80    |              | 369.00  |
| SD 15            | FX 100   |              | 550.00  |
| SR 10            | JX 80    |              | 529.00  |
| SR 15            | LQ 1500P |              | 1069.00 |
| PowerType        | LQ 1500S |              | 1149.00 |
| LEGEND           |          | PANASONIC    |         |
| 880              | 209.00   | 1090         | 187.00  |
| 1080             | 229.00   | 1091         | 257.00  |
| 1380             | 269.00   | 1092         | 389.00  |
| 1385             | 305.00   | 1093         | 585.00  |
|                  |          | 3151         | 475.00  |
| C. ITOH          |          | MANNSEMAN    |         |
| 8510A            | 285.00   | TALLY        |         |
| 8510BC2          | 389.00   | Sprint 80    | 269.00  |
| 8510BP1          | 339.00   | MT160L       | 549.00  |
| 8510SP           | 389.00   | MT180L       | 749.00  |
| 8510SR           | 429.00   | OKIDATA      |         |
| 8510SCP          | 459.00   | 182          | 219.00  |
| 8510SCR          | 489.00   | 83           | 545.00  |
| 1550BCD          | 529.00   | 84           | 640.00  |
| 1550P            | 465.00   | 92           | 349.95  |
| A10-20P          | 465.00   | 93           | 565.00  |
| F10-40P-S        | 875.00   | image Writer | 425.00  |
| F10-55P-S        | 1050.00  | Okimate 10   | 179.00  |
| F10 Tractor      | 189.00   |              |         |
| F10 Sheet Feeder | 349.00   |              |         |

### PRINTER PAPER

|           |                               |       |
|-----------|-------------------------------|-------|
| 9" x 11"  | 500 sheets white              | 11.95 |
| 9" x 11"  | 500 sheets greenbar           | 11.95 |
| 9" x 11"  | 1000 sheets white (Lazer 20#) | 19.95 |
| 9" x 11"  | 200 sheets white              | 6.99  |
| 9" x 11"  | 150 sheets rag white          | 10.99 |
| 9" x 11"  | 250 sheets ivory              | 10.99 |
| 9" x 11"  | 3000 sheets white             | 42.75 |
| 14" x 11" | 1000 sheets greenbar          | 24.75 |
| 1"        | Mailing labels (qty. 1000)    | 9.75  |

### SAKATA MONITOR

|               |        |
|---------------|--------|
| SC 100 Color  | 195.95 |
| SG 1000 Green | 99.95  |
| SA 1000 Amber | 105.95 |

### ZENITH MONITOR

|                       |        |
|-----------------------|--------|
| ZVM 122 Amber         | 85.95  |
| ZVM 123 Green         | 75.95  |
| ZVM 131 Color/Med res | 299.95 |

|                      |        |
|----------------------|--------|
| ZVM 133 Color/Hi res | 399.95 |
| RGB                  | 399.95 |
| ZVM 135 Color/Hi res | 459.95 |
| ZVM 136 RGB/Hi res   | 599.95 |

### NEC

|                   |        |
|-------------------|--------|
| 1201 Green/Hi res | 139.95 |
| 1205 Amber/Hi res | 109.95 |
| 1260 Green        | 97.95  |

### AMDEK

|           |        |
|-----------|--------|
| 300 Green | 135.95 |
| 300 Amber | 145.95 |
| 300 Color | 249.95 |

### TEKNIKA

|                     |        |
|---------------------|--------|
| MJ-10 Composite/    | 235.00 |
| Separate Video      | 235.00 |
| MJ-22 RGB Composite | 289.00 |
| Separate Video      | 289.00 |

### MODEMS

|                   |        |
|-------------------|--------|
| Volksmodem/       | 58.95  |
| cable             | 58.95  |
| Volksmodem        | 58.95  |
| 1200              | 249.95 |
| Hayes 300         | 189.00 |
| Hayes 1200        | 365.00 |
| Compuerve Starter | 24.95  |
| Kit               | 24.95  |

### TEAC DISK DRIVE

|                         |        |        |
|-------------------------|--------|--------|
| FD 55V 320K/Half Height | DS/DD  | 149.00 |
| FD 55F 320K/Half Height | 96T P/ | 169.00 |
| Software for            | FD 55V | 39.95  |

### DISKETTES

|       |       |       |
|-------|-------|-------|
| SKC   | SS/DD | 10.50 |
| SS/DD | SS/DD | 13.50 |
| DS/DD | DS/DD | 15.50 |

### MAXELL

|      |       |
|------|-------|
| MD-1 | 15.95 |
| MD-2 | 21.95 |

### ELEPHANT

|       |       |
|-------|-------|
| SS/SD | 13.50 |
| SS/DD | 15.50 |
| DS/DD | 19.50 |

### INNOVATIVE CONCEPTS

|                        |            |
|------------------------|------------|
| Flip-N-File (10)       | 3.50       |
| Flip-N-File (15)       | 5.50       |
| Flip-N-File w/lock     | (25) 18.50 |
| Flip-N-File (50)       | 17.50      |
| Flip-N-File w/lock     | (50) 23.50 |
| Flip-N-File ROM Holder | 17.50      |

### INTERFACES

|                |          |       |
|----------------|----------|-------|
| SP-3 Serial to | Parallel | 56.95 |
|----------------|----------|-------|

### \* Dealers Inquiries Invited \*

**POLICY:** No deposit on COD orders. Free freight on all prepaid cash orders over \$300.00 in the continental U.S. APO & FPO add \$5.00 per hundred. For priority mail add \$8.00 per hundred. PA residents add 6% sales tax. Defective products must have Prior RA number. Schools net 15.

VISA and MC Accepted 4%

## TIME BANDIT

Bill Dunlevy & Harry Lafnear

Tired of the same old screens? In TIME BANDIT, you pick from more than TWENTY places with over 15 levels in each place. That's over 300 screens! Visit FANTASY WORLD, WESTERN WORLD, & SPACE WORLD. Fight the Evil Guardians, Killer Smurfs, the Looking Lurker, Angry Elmo and more! Find the Keys and collect the treasures of time! Crisp Supergraphics, colorful SCROLLING landscapes, full animation, and over THREE HUNDRED SCREENS! The conquest of time and space awaits you!

32K Tape \$27.95/Disk \$29.95

## CASHMAN

Bill Dunlevy & Doug Frayer

Explosive color, fast-moving animation and amazing sound make this non-violent game a classic! Different levels and more than FORTY screens offer as much challenge & good clean fun as you can take! Play solo or enjoy the challenge of two-player simultaneous competition. Scramble to get the loot first, but be careful, the KATS are prowling and your opponent is tossing eggs!

32K Tape \$27.95/Disk \$29.95



## SUPER PAINT

by John Crane

Super Paint is an exciting new enhancement for your Graphicom drawing system. Break the chains restricting your creative freedom! Now you can draw and paint with every color your machine is capable of. Over 250 colors are available at all times! It's no longer impossible to find just the right shade or texture. Super Paint brings the COLOR back into your Color computer! Requires Graphicom system.

32K Disk ..... \$19.95

**Michigan**

576 South Telegraph  
Pontiac, Michigan 48053  
(313) 334-6576

```

00C6 DIM outpath:INTEGER
00CD (* use printer as out path *)
00EA out:="outputlist"
00FB RUN clearscreen
00FF PRINT "
0125 PRINT " MAIL09"
0151 PRINT " Print Mailing List"
017D pname:="/p"
0186 OPEN #outpath,pname:WRITE
0192 RUN out(outpath,label,index,listfile,indexfile)
01A9 KILL out
01B5 CLOSE #outpath
01B8 END

```

### Listing 7:

```

PROCEDURE displaylist
0000 TYPE labeltype=companyname:STRING[25]; title:STRING[4]; lname
:STRING[25]; fname:STRING[10]; address1:STRING; address2
:STRING; city:STRING[15]; state:STRING[10]; zip:STRING
[10]; phone:STRING[14]
0069 TYPE indextype=number:STRING[25]; number:BYTE
007F PARAM label:labeltype
0088 PARAM index(100):indextype
0096 PARAM listfile:STRING[5]
00A2 PARAM indexfile:STRING[6]
00AE DIM resp:BYTE
00B5 DIM out:STRING[10]
00C1 DIM outpath:INTEGER
00C8
00C9
00CA (* use standard output for display *)
00EF out:="outputlist"
0100 RUN clearscreen
0104 PRINT "
0127 PRINT " MAIL09"
0151 PRINT " Display Mailing List"
017B outpath:=0
0182 RUN out(outpath,label,index,listfile,indexfile)
01A9 KILL out
01A5 PRINT \ PRINT
01A9 PRINT " Hit any key to return to Main Menu"
01DB GET #0,resp
01E4 END

```

### Listing 8:

```

PROCEDURE deleteentry
0000 TYPE labeltype=companyname:STRING[25]; title:STRING[4]; lname
:STRING[25]; fname:STRING[10]; address1:STRING; address2
:STRING; city:STRING[15]; state:STRING[10]; zip:STRING
[10]; phone:STRING[14]
0069 TYPE indextype=number:STRING[25]; number:BYTE
007F PARAM label:labeltype
0088 PARAM index(100):indextype
0096 PARAM listfile:STRING[5]
00A2 PARAM indexfile:STRING[6]
00AE DIM entrynumber,numentries,id,fd,i:INTEGER
00C5 DIM keyname:STRING[25]
00D1 OPEN #id,indexfile:UPDATE
00DD RUN getindex(id,index,numentries)
00F1 RUN clearscreen
00F5 PRINT "
0116 PRINT " MAIL09"
013C PRINT " Delete File Entry"
0162 PRINT
0164 OPEN #fd,listfile:READ
0170 IF listfile="clist" THEN
0181 INPUT " Company Name of desired entry : ",keyname
01AD ELSE
01B1 INPUT " Last Name of desired entry : ",keyname
01DA ENDIF
01DC RUN findentry(keyname,index,numentries,fd,label,entrynumber
)
01FF CLOSE #fd
0205 IF entrynumber=-1 THEN
0212 PRINT "Entry does not exist!"
022B ELSE

```

```

022F     FOR i:=entrynumber TO numentries-1
0244         index(i):=index(i+1)
0256     NEXT i
0261     numentries:=numentries-1.
026C     CLOSE #id
0272     DELETE indexfile
0277     CREATE #id,indexfile
0281     FOR i:=1 TO numentries
0292         PUT #id,index(i)
02A7     NEXT i
02AB     ENDF
02AD     CLOSE #id
02B3     END

```

### Listing 9:

```

PROCEDURE findentry
0000     TYPE labeltype=companyname:STRING[25]; title:STRING[4]; lname
           :STRING[25]; fname:STRING[10]; address1:STRING; address2
           :STRING; city:STRING[15]; state:STRING[10]; zip:STRING
           [10]; phone:STRING[14]
0069     TYPE indextype=name:STRING[25]; number:BYTE
007F     PARAM keyname:STRING[25]
008E     PARAM index(100):indextype
0099     PARAM numentries:INTEGER
00A9     PARAM fd:INTEGER
00A7     PARAM label:labeltype
00B9     PARAM entrynumber:INTEGER
00B7     DIM i:INTEGER
00BE     DIM found,pastname,dophone:BOOLEAN
00CD     DIM outpath:INTEGER
00D4     DIM resp:STRING[1]
00E9     outpath:=0
00E7     dophone:=TRUE
00ED     entrynumber:=1
00F5     found:=FALSE
00FB     pastname:=FALSE
0101     i:=1
0108     WHILE i<=numentries AND NOT(found) AND NOT(pastname) DO
011F         IF index(i).name=keyname THEN
0132             WHILE index(i).name=keyname AND NOT(found) DO
014A                 SEEK #fd,index(i).number*SIZE(label)
0169                 GET #fd,label
016A                 RUN printlabel(outpath,label,dophone)
017E                 INPUT " Is this the entry you desire (y/n)? ",resp
01AB                 IF resp="y" OR resp="Y" THEN
01C9                     found:=TRUE
01C6                     entrynumber:=i
01CE                 ELSE
01D2                     i:=i+1
01DD                 ENDF
01DF                 pastname:=TRUE
01E5             ENDWHILE
01E9         ELSE
01ED             i:=i+1
01F8         ENDF
01FA     ENDWHILE
01FE     END

```

## OS-9™ SOFTWARE

**SDISK**—Standard disk driver module allows the use of 35, 40, or 80 track double sided drives with COCO OS-9 plus you can read/write/format the OS-9 formats used by other OS-9 systems. **\$29.95**

**SDISK + BOOTFIX**—As above plus boot directly from a double sided diskette **\$35.95**

**FILTER KIT #1**—Eleven OS-9 utilities for "wild card" directory lists, copies, moves, deletes, sorts, etc. Now includes disk sector edit utility also. **\$29.95**

**FILTER KIT #2**—Macgen command macro generator builds new commands by combining old ones with parameter substitution, 10 other utilities. **\$29.95**

**HACKER'S KIT #1**—Disassembler and related utilities allow disassembly from memory, file. **\$24.95**

**PC-XFER UTILITIES** —Utilities to read/write and format MS-DOS™ diskettes on CoCo under OS-9. Also transfer files between RS disk basic and OS-9 (requires SDISK). **\$45.00**

Prices are CoCo OS-9 format disk, other formats, add \$2.00 per disk and specify format and OS-9 level. All orders prepaid or COD, VISA and MasterCard accepted. Add \$1.50 S&H on prepaid, COD actual charges added.

**D.P. Johnson, 7655 S.W. Cedarcrest St.  
Portland, OR 97223 (503) 244-8152**

(For best service call between 9-11 AM Pacific Time.)

OS-9 is a trademark of Microware and Motorola Inc.  
MS-DOS is a trademark of Microsoft, Inc.

# THESE FINE STORES CARRY THE RAINBOW

The retail stores listed below carry THE RAINBOW on a regular basis and may have other products of interest to Color Computer users. We suggest you patronize those in your area.

## ALABAMA

Albertville  
Birmingham  
Brewton  
Florence  
Huntsville  
Madison  
Montgomery

Sewell TV & Radio Shack  
Jefferson News Co.  
McDowell Electronics  
Anderson News Co.  
Endicott Software  
Madison Books  
Trade TV Books

## ALASKA

Fairbanks Electronic World

## ARIZONA

Phoenix The Computer Shop  
Home Brew Computers  
Tri-Tech Computers  
Data Concepts  
Softwareland Corp.  
All Systems Go  
Books Etc.  
Computer Library  
Anderson News Co.  
Mintz Electronics

Scottsdale

Tempe

Tucson

## ARKANSAS

Fayetteville Little Rock Vaughn Electronics/Radio Shack  
Anderson News Co.

## CALIFORNIA

Chula Vista  
Citrus Heights  
Downey  
El Cajon  
Eaton  
Ft. Bragg  
Fortuna  
Grass Valley  
Half Moon Bay  
Hesperia  
Hollywood  
Lompoc  
Los Angeles

R & R Software  
Software Plus  
The Floppy Disk  
Radio Shack  
Software City  
Earthly Delights  
R&V Sound  
Advance Radio, Inc.  
Strawflower Electronics  
Desert Sound, Inc.  
Levity Distributors  
L&H Electronics Emporium  
E.D.C. Industries  
Polygon Co.

National City  
Pacific Beach  
Palo Alto  
Sacramento  
San Diego

JARB Software  
Willy's Electronics  
Pro Am Electronics  
Printers, Inc.  
Tower Magazine  
The Computer Store  
Dimensional Software  
Disney's Electronics  
Radio Shack  
Sawyer's News, Inc.  
Color Computing  
Hardings Way News  
Computer Literacy

## COLORADO

Aurora  
Colorado  
Springs  
Westminster

Aurora Newstand  
Hathaway's Magazines  
Software City

## CONNECTICUT

Danbury  
Orange Computer Serv. of Danbury  
Software City

## DELAWARE

Middletown  
Wilmington

Delmar Co.  
Millard News Stand  
Norman, Inc.—The Smoke Shop

## FLORIDA

Boca Raton  
Clearwater  
Cocoa  
Davie  
Ft. Lauderdale  
Jacksonville  
Kissimmee  
Madison  
Melbourne  
Miami  
North Miami  
Beach  
Orange Park

Software, Software, Inc.  
The Avid Reader  
Soenen & Wilmoth Books  
Software City  
The Open Door  
Village Book Shop  
Software Plus More  
Mike's Electronics Distributor  
Software Connection  
Bill's CoCo Corner  
The Book Nook  
Book Town  
Radio Shack & Elec. Hut  
Electronics of Madison  
City Newstand  
The Little Store  
The News Rack  
Newstands of Cutler Ridge  
Almar Bookstore  
Software City

## FLORIDA

Orlando  
Panama City  
Pensacola  
Pineles Park  
Sarabola  
South  
Paddena  
Stuart  
Sunrise  
Tallahassee  
Tampa

The Alamo  
Software Unlimited  
Boyd-Ebert Corp.  
Computer Systems Group  
Anderson News Co.  
Wolf's Newstand  
Family Computers

Paling Place  
Caribbean Engineering Corp.  
Sunny's at Sunset, Inc.  
Anderson News Co.  
Fine Print Bookstore  
Software City  
Sound Trader & Computer Center  
Computrac

## GEORGIA

Athens  
Augusta  
Bremen  
Columbus  
Cummings  
Jesup

Chips, Inc.  
Guild News Agency  
Software City  
Boogie Shoppe  
Muscooke News Co.  
Kent Radio Shack  
Kannon Music  
Radio Shack  
Act One Video

## GEORGIA

Marietta  
St. Simons  
Island  
Toccoa

Radio Shack  
Martin Music Radio Shack

## IDAHO

Blackfoot  
Maladew  
Prest River

F/M Systems Electronics  
Johnson News Agency  
K&W Electronics

## ILLINOIS

Aurora  
Belleville  
Champaign  
Chicago

Koch's & Brentano's  
Software of Systems  
Book Market  
B. Dalton Booksellers  
N. Walbach St.  
West Jackson St.  
Bob's in Newtown  
Bob's News Emporium  
Bob's Rogers Park  
Book Market  
East Cedar  
North Cicero  
West Diversely  
E.B. Garcia & Associates  
Guild Books & Periodicals  
Koch's & Brentano's  
South Walbach  
West Jackson  
516 N. Michigan  
835 N. Michigan

## ILLINOIS

Pathway Drugs  
Parkwest Books  
Sandmeyer's Bookstore  
Univ. of Chicago Bookstore  
Univ. of Illinois Bookstore  
Viasomat, Inc.  
Book Emporium  
Book Market  
Book Emporium  
K-Mat Plaza  
Northgate Mall  
AppleTree Computers  
Book Emporium  
Chicago-Main News  
B & J Supply  
Book Emporium  
Book Nook  
Jim's Home Center  
Bill's TV Radio Shack  
Koch's & Brentano's  
B.J.E.S. Systems  
Koch's & Brentano's  
Book Emporium  
Book Emporium  
Sheridan Village  
Westlake Shopping Center  
Book Market  
Illinois News Service

Chillicothe  
Danville  
Dearport

DeKalb  
East Moline  
Evanston  
Geneseo  
Kewanee  
Little  
Metropolis  
Newton  
Oak Brook  
Oak Park

Paris  
Peoria

## ILLINOIS

Schaumburg  
Skokie  
South Holland  
Springfield

Koch's & Brentano's  
Koch's & Brentano's  
Abacus Computer Distributors  
Book Emporium  
Sangamon Center North  
Town & Country Shopping Cn

Sunnyland  
West Frankfort  
Wheeling

Book Emporium  
Paper Pace  
North Shore Distributors

## INDIANA

Berne  
Columbus  
Gosport  
Greenwood  
Indianapolis  
Jasper  
Lawrencetown  
Madison  
Marion  
Martinsville  
New Haven  
Scottsburg  
Walabach

White Cottage Electronics  
Micro Computer Systems, Inc.  
Pinn News Agency, Inc.  
The Computer Experience  
Bookland, Inc.  
Indiana News  
Computer Store  
Elek Mart  
Bauer Electronics  
Aca Office Supplies  
Computer Corner  
Radio Shack  
Advanced Color Software  
Radio Shack of Scottsburg  
Miffing's Electronics

## IOWA

Beitendorf  
Davenport

Cosmos Computers  
Interstate Book Store  
Software City

## KANSAS

Junction City  
Topeka  
Wichita

B. H.'s Stereo  
Palmer News, Inc.  
Town Clerk of Topeka, Inc.  
Amateur Radio Equipment Co.  
Lloyd's Radio

## KENTUCKY

Bardonia  
Danville  
Greenville  
Hopkinsville  
Louisville  
Maysville  
Paducah  
Painville  
Pikeville  
Preston

Skaggs Electric/Radio Shack  
Boyle Electronics  
Williams & Wells, Inc.  
Hobby Shop  
The Computer Store  
Radio Shack  
Radio Shack  
Gus-Stan Enterprises  
Gus-Stan Enterprises  
Miller Electronics

## LOUISIANA

Baton Rouge  
Crowley  
Gretna

Acme Book Co.  
Acadiana Newstand  
Computer Supply Store

## MAINE

Bangor  
Brockton  
Wafersboro

Magazines, Inc.  
Voyager Bookstore  
Radio Shack

## MASSACHUSETTS

Brockton  
Cambridge  
Danvers  
Fitchburg  
Ipswich  
Littleton  
Lynn  
Quincy

Voyager Bookstore  
Ninis Corner, Inc.  
Out Of Town News  
Microcon Computer & Software Store  
Corbett Book Shop  
Ipswich News  
Computer Plus  
North Shore News Co.  
Soft Ware House

## MICHIGAN

Alex Park  
Ann Arbor  
Brooklyn  
Dearborn  
Durand  
Fenton  
Flint  
Greenville  
Harrison  
Kalamazoo  
Lapeer  
Lowell  
Mt. Clemens  
Muskegon  
Novi  
Okemos  
Owosso  
Perry  
Pontiac  
Roseville  
Royal Oak  
St. Johns  
Southfield

Book Nook, Inc.  
Community News Center  
Weatherwar Radio Shack  
DSL Computer Products  
Robbins Electronics  
Tri-County Electronics Radio Shack  
"I O"  
Robbins Electronics  
Harrison Radio Shack  
John Rollins  
Computer Corner  
User Friendly  
Curt's Sound & Home Arcade Center  
Key Book Shop  
Michigan Radio  
The Eight Bit Corner  
Mt. Software Dist., Inc.  
Software City  
C/C Computer Systems  
H-R Audio Co.  
Perry Computers  
Perry Oil & Gas  
Computer Shack  
New Horizons  
Software City  
Clinton Electronics  
Software City

|                                                                                                                                                                                        |                                                                                                                                                                                                                                                                                                                                                                                                                                                                                                                                                                                                                      |                                                                                                                                                                                                                                    |                                                                                                                                                                                                                                                                                                                                                |                                                                                                                                                                                                                                                                                                                                                                                                                                                                                                             |
|----------------------------------------------------------------------------------------------------------------------------------------------------------------------------------------|----------------------------------------------------------------------------------------------------------------------------------------------------------------------------------------------------------------------------------------------------------------------------------------------------------------------------------------------------------------------------------------------------------------------------------------------------------------------------------------------------------------------------------------------------------------------------------------------------------------------|------------------------------------------------------------------------------------------------------------------------------------------------------------------------------------------------------------------------------------|------------------------------------------------------------------------------------------------------------------------------------------------------------------------------------------------------------------------------------------------------------------------------------------------------------------------------------------------|-------------------------------------------------------------------------------------------------------------------------------------------------------------------------------------------------------------------------------------------------------------------------------------------------------------------------------------------------------------------------------------------------------------------------------------------------------------------------------------------------------------|
| Stirling Heights<br>Tecumseh<br>Worthing                                                                                                                                               | Stirling Book Center<br>White Electronics<br>Gery's Book Co.                                                                                                                                                                                                                                                                                                                                                                                                                                                                                                                                                         | Lima<br>Burrer News Agency<br>Edu-Caterers                                                                                                                                                                                         | Software City<br>Wike News<br>Mount Crab Radio Shack<br>Programs Unlimited<br>Leo's Book & Wine Shop<br>Reitz Electronics                                                                                                                                                                                                                      | <b>CANADA:</b><br><b>ALBERTA</b><br>Athabasca<br>Banff<br>Banff Radio Shack<br>Banff Radio Sound 1982 Ltd.<br>L & K Sports & Music<br>Double "D" A.S.C. Radio Shack<br>Billy's News<br>Imperial Computer Ltd.<br>Rainbow Software Services<br>Radio Shack Associated Stores<br>Radio Shack Associated Stores<br>Coccolite Sight & Sound<br>Longair Electronics<br>CMD Micro<br>Kelly Software Distributor<br>Radio Shack<br>D.N.R. Furniture & TV<br>Fox City Color & Sound<br>Fort Pharmacy<br>Radio Shack |
| <b>MINNESOTA</b><br>Minneapolis<br>Wilmor                                                                                                                                              | Read-More News<br>The Photo Shop                                                                                                                                                                                                                                                                                                                                                                                                                                                                                                                                                                                     | Mayfield Heights<br>Miamiburg<br>Mount Crab<br>Rocky River<br>Toledo                                                                                                                                                               | Shortgrass Electronics<br>Merit Micro Software                                                                                                                                                                                                                                                                                                 | Camrose<br>Cochran<br>Coaldale<br>Drayton Valley<br>Edmonton<br>Edson<br>Fairview<br>Fox Creek<br>Pt. Macleod<br>Grande Cache<br>Grande Centre<br>Grande Prairie<br>Hanna<br>Innifall<br>Lacombe<br>Leduc<br>Lloydminster<br>Peace River<br>Pincher Creek<br>Redcliff<br>Red Deer<br>Rimbey<br>St. Paul<br>Sundre<br>Taber<br>Valleyview<br>Vermilion<br>Wetaskiwin                                                                                                                                         |
| <b>MISSISSIPPI</b><br>Grenada<br>Starkville                                                                                                                                            | Stereo Store of Grenada, Inc.<br>Stonehenge Computer Software Center                                                                                                                                                                                                                                                                                                                                                                                                                                                                                                                                                 | <b>OKLAHOMA</b><br>Hobart<br>Oklahoma City                                                                                                                                                                                         | & Color Computer and Software<br>Lee's TV & Radio Clinic                                                                                                                                                                                                                                                                                       | Grande Prairie<br>Hanna<br>Innifall<br>Lacombe<br>Leduc<br>Lloydminster<br>Peace River<br>Pincher Creek<br>Redcliff<br>Red Deer<br>Rimbey<br>St. Paul<br>Sundre<br>Taber<br>Valleyview<br>Vermilion<br>Wetaskiwin                                                                                                                                                                                                                                                                                           |
| <b>MISSOURI</b><br>Kansas City<br>Kirksville<br>Moberly<br>St. Louis                                                                                                                   | Midwest CoCo Systems<br>T&T Electronics<br>Audio Hut<br>Book Emporium<br>Computer Exchange<br>Software Centre<br>Final Edition                                                                                                                                                                                                                                                                                                                                                                                                                                                                                       | <b>OREGON</b><br>Aloha<br>Hermiston                                                                                                                                                                                                | Software City<br>Newborn Enterprises<br>Lay's Stereo Shop<br>The Program Store<br>Harrisburg News Co.<br>Personal Software<br>City Software Center<br>Newly<br>Stevens Radio Shack<br>All-Pro Souvenirs<br>Pitt Computer & Software<br>Rainbow Adventure<br>Software Corner<br>The Donna Comm. Co.<br>Shode Tee<br>The Computer Center of York | Grande Prairie<br>Hanna<br>Innifall<br>Lacombe<br>Leduc<br>Lloydminster<br>Peace River<br>Pincher Creek<br>Redcliff<br>Red Deer<br>Rimbey<br>St. Paul<br>Sundre<br>Taber<br>Valleyview<br>Vermilion<br>Wetaskiwin                                                                                                                                                                                                                                                                                           |
| University City                                                                                                                                                                        | The Computer Coral                                                                                                                                                                                                                                                                                                                                                                                                                                                                                                                                                                                                   | <b>PENNSYLVANIA</b><br>Allison Park<br>Altoona<br>Brookville<br>Greensburg<br>Harrisburg<br>Malvern<br>Philadelphia<br>Plymouthville<br>Pittsburgh<br>Pleasant Hill<br>Shippensburg<br>Temple<br>Tunkhannock<br>Wilkesport<br>York | Software Connection                                                                                                                                                                                                                                                                                                                            | Grande Prairie<br>Hanna<br>Innifall<br>Lacombe<br>Leduc<br>Lloydminster<br>Peace River<br>Pincher Creek<br>Redcliff<br>Red Deer<br>Rimbey<br>St. Paul<br>Sundre<br>Taber<br>Valleyview<br>Vermilion<br>Wetaskiwin                                                                                                                                                                                                                                                                                           |
| <b>MONTANA</b><br>Whitefish                                                                                                                                                            | Hobby Town<br>Computers & Components                                                                                                                                                                                                                                                                                                                                                                                                                                                                                                                                                                                 | <b>RHODE ISLAND</b><br>Warwick                                                                                                                                                                                                     | Software Connection                                                                                                                                                                                                                                                                                                                            | Grande Prairie<br>Hanna<br>Innifall<br>Lacombe<br>Leduc<br>Lloydminster<br>Peace River<br>Pincher Creek<br>Redcliff<br>Red Deer<br>Rimbey<br>St. Paul<br>Sundre<br>Taber<br>Valleyview<br>Vermilion<br>Wetaskiwin                                                                                                                                                                                                                                                                                           |
| <b>NEBRASKA</b><br>Lincoln<br>Omaha                                                                                                                                                    | Hobby Town<br>Computers & Components                                                                                                                                                                                                                                                                                                                                                                                                                                                                                                                                                                                 | <b>SOUTH CAROLINA</b><br>Charleston Hts.<br>Greenville<br>Hilton Head<br>Spartanburg<br>Union                                                                                                                                      | Software Connection                                                                                                                                                                                                                                                                                                                            | Grande Prairie<br>Hanna<br>Innifall<br>Lacombe<br>Leduc<br>Lloydminster<br>Peace River<br>Pincher Creek<br>Redcliff<br>Red Deer<br>Rimbey<br>St. Paul<br>Sundre<br>Taber<br>Valleyview<br>Vermilion<br>Wetaskiwin                                                                                                                                                                                                                                                                                           |
| <b>NEVADA</b><br>Las Vegas                                                                                                                                                             | Huley Electronics                                                                                                                                                                                                                                                                                                                                                                                                                                                                                                                                                                                                    | <b>TENNESSEE</b><br>Chattanooga<br>Dickson<br>Knoxville<br>Memphis<br>Nashville<br>Smyrna                                                                                                                                          | Software Connection                                                                                                                                                                                                                                                                                                                            | Grande Prairie<br>Hanna<br>Innifall<br>Lacombe<br>Leduc<br>Lloydminster<br>Peace River<br>Pincher Creek<br>Redcliff<br>Red Deer<br>Rimbey<br>St. Paul<br>Sundre<br>Taber<br>Valleyview<br>Vermilion<br>Wetaskiwin                                                                                                                                                                                                                                                                                           |
| <b>NEW HAMPSHIRE</b><br>Peterborough<br>Portsmouth<br>West Lebanon                                                                                                                     | BRW Electronics/Radio Shack<br>Portsmouth Computers<br>Verham News Corp.                                                                                                                                                                                                                                                                                                                                                                                                                                                                                                                                             | <b>TEXAS</b><br>Elgin<br>Ft. Worth<br>Houston<br>Orange<br>Paris                                                                                                                                                                   | Software Connection                                                                                                                                                                                                                                                                                                                            | Grande Prairie<br>Hanna<br>Innifall<br>Lacombe<br>Leduc<br>Lloydminster<br>Peace River<br>Pincher Creek<br>Redcliff<br>Red Deer<br>Rimbey<br>St. Paul<br>Sundre<br>Taber<br>Valleyview<br>Vermilion<br>Wetaskiwin                                                                                                                                                                                                                                                                                           |
| <b>NEW JERSEY</b><br>Cedar Knolls<br>Cherry Hill<br>Clinton<br>Lawrenceville<br>Unwood<br>Marmora<br>Montvale<br>Monticello<br>Pennsville<br>River Edge<br>Rockaway<br>Summit<br>Wayne | Village Computer & Software<br>Software City<br>Micro World II<br>Micro Con Software Center<br>Software City<br>Outpost Radio Shack<br>Software City<br>Software City<br>David's Best. Radio Shack<br>Software City<br>Software Station<br>Software City<br>Wayne Software                                                                                                                                                                                                                                                                                                                                           | <b>UTAH</b><br>Murray<br>Ogden                                                                                                                                                                                                     | Software Connection                                                                                                                                                                                                                                                                                                                            | Grande Prairie<br>Hanna<br>Innifall<br>Lacombe<br>Leduc<br>Lloydminster<br>Peace River<br>Pincher Creek<br>Redcliff<br>Red Deer<br>Rimbey<br>St. Paul<br>Sundre<br>Taber<br>Valleyview<br>Vermilion<br>Wetaskiwin                                                                                                                                                                                                                                                                                           |
| <b>NEW MEXICO</b><br>Alamogordo<br>Albuquerque                                                                                                                                         | New Horizons Computer Systems<br>Page One Newsstand<br>Salt of the Earth                                                                                                                                                                                                                                                                                                                                                                                                                                                                                                                                             | <b>VIRGINIA</b><br>Gaffon<br>Norfolk<br>Richmond                                                                                                                                                                                   | Software Connection                                                                                                                                                                                                                                                                                                                            | Grande Prairie<br>Hanna<br>Innifall<br>Lacombe<br>Leduc<br>Lloydminster<br>Peace River<br>Pincher Creek<br>Redcliff<br>Red Deer<br>Rimbey<br>St. Paul<br>Sundre<br>Taber<br>Valleyview<br>Vermilion<br>Wetaskiwin                                                                                                                                                                                                                                                                                           |
| <b>NEW YORK</b><br>Brookport<br>Birria Heights<br>Fairport<br>Hudson Falls<br>Johnson City<br>Mt. Kisco<br>New York                                                                    | Lift Bridge Book Shop, Inc.<br>Southern Tier News Co., Inc.<br>Software City<br>G.A. West & Co.<br>Unicom Electronics<br>Software City<br>Barnes & Noble—Sales Annex<br>Caisium Books<br>Eastern Newsstand<br>Grand Central Station, Track 37<br>200 Park Ave. (Plan Am #1)<br>55 Water Street<br>World Trade Center #2<br>First Stop News<br>Idle Hours Bookstore<br>International Smoke Shop<br>Janit Smoke<br>Penn Book<br>State News<br>Usercom Systems Inc.<br>Walden Books<br>World Wide Media Services<br>Software City<br>Adonick Computer Supplies<br>Village Green<br>World Wide News<br>Spectrum Projects | <b>WASHINGTON</b><br>Bellevue<br>Davenport<br>Mount Lake Terrace<br>Renton<br>Seattle<br>Tacoma                                                                                                                                    | Software Connection                                                                                                                                                                                                                                                                                                                            | Grande Prairie<br>Hanna<br>Innifall<br>Lacombe<br>Leduc<br>Lloydminster<br>Peace River<br>Pincher Creek<br>Redcliff<br>Red Deer<br>Rimbey<br>St. Paul<br>Sundre<br>Taber<br>Valleyview<br>Vermilion<br>Wetaskiwin                                                                                                                                                                                                                                                                                           |
| N. White Plains<br>Plattsburg<br>Rochester                                                                                                                                             | King Electronics<br>Radio Shack<br>News Center in Cary Village<br>Newsstand Int'l<br>Papers & Paperback<br>Computer Concerns<br>C' Books & Comics<br>Radio Shack<br>Boomers Rhythm Center<br>Alpine Electronic Systems<br>D.J.'s Book and News<br>Softmail<br>Total Data Systems                                                                                                                                                                                                                                                                                                                                     | <b>WEST VIRGINIA</b><br>Huntington<br>Leage<br>Logan<br>Parkersburg                                                                                                                                                                | Software Connection                                                                                                                                                                                                                                                                                                                            | Grande Prairie<br>Hanna<br>Innifall<br>Lacombe<br>Leduc<br>Lloydminster<br>Peace River<br>Pincher Creek<br>Redcliff<br>Red Deer<br>Rimbey<br>St. Paul<br>Sundre<br>Taber<br>Valleyview<br>Vermilion<br>Wetaskiwin                                                                                                                                                                                                                                                                                           |
| Woodhaven                                                                                                                                                                              | King Electronics<br>Radio Shack<br>News Center in Cary Village<br>Newsstand Int'l<br>Papers & Paperback<br>Computer Concerns<br>C' Books & Comics<br>Radio Shack<br>Boomers Rhythm Center<br>Alpine Electronic Systems<br>D.J.'s Book and News<br>Softmail<br>Total Data Systems                                                                                                                                                                                                                                                                                                                                     | <b>WISCONSIN</b><br>Appleton<br>Cudahy<br>Janesville<br>Ladysmith<br>Milwaukee                                                                                                                                                     | Software Connection                                                                                                                                                                                                                                                                                                                            | Grande Prairie<br>Hanna<br>Innifall<br>Lacombe<br>Leduc<br>Lloydminster<br>Peace River<br>Pincher Creek<br>Redcliff<br>Red Deer<br>Rimbey<br>St. Paul<br>Sundre<br>Taber<br>Valleyview<br>Vermilion<br>Wetaskiwin                                                                                                                                                                                                                                                                                           |
| <b>NORTH CAROLINA</b><br>Aberdeen<br>Cary<br>Charlotte<br>Havlock<br>Hickory<br>Laurinburg<br>Macon<br>Newland<br>Raleigh<br>Syla                                                      | King Electronics<br>Radio Shack<br>News Center in Cary Village<br>Newsstand Int'l<br>Papers & Paperback<br>Computer Concerns<br>C' Books & Comics<br>Radio Shack<br>Boomers Rhythm Center<br>Alpine Electronic Systems<br>D.J.'s Book and News<br>Softmail<br>Total Data Systems                                                                                                                                                                                                                                                                                                                                     | <b>WYOMING</b><br>Casper                                                                                                                                                                                                           | Software Connection                                                                                                                                                                                                                                                                                                                            | Grande Prairie<br>Hanna<br>Innifall<br>Lacombe<br>Leduc<br>Lloydminster<br>Peace River<br>Pincher Creek<br>Redcliff<br>Red Deer<br>Rimbey<br>St. Paul<br>Sundre<br>Taber<br>Valleyview<br>Vermilion<br>Wetaskiwin                                                                                                                                                                                                                                                                                           |
| <b>NORTH DAKOTA</b><br>Fargo                                                                                                                                                           | Computer Associates                                                                                                                                                                                                                                                                                                                                                                                                                                                                                                                                                                                                  | <b>AUSTRALIA:</b><br><b>SYDNEY</b><br>Kingsford                                                                                                                                                                                    | Software Connection                                                                                                                                                                                                                                                                                                                            | Grande Prairie<br>Hanna<br>Innifall<br>Lacombe<br>Leduc<br>Lloydminster<br>Peace River<br>Pincher Creek<br>Redcliff<br>Red Deer<br>Rimbey<br>St. Paul<br>Sundre<br>Taber<br>Valleyview<br>Vermilion<br>Wetaskiwin                                                                                                                                                                                                                                                                                           |
| <b>OHIO</b><br>Canton<br>Cincinnati<br>Columbus<br>Cohasseton<br>Dayton<br>Fairborn<br>Galion<br>Kent<br>Kenton<br>Lakewood                                                            | Little Professor Book Center<br>Cinsoft<br>Little Professor Book Center<br>Utopia Software<br>Wilks News<br>News-Reader<br>Gal-Tronics<br>The News Shop<br>T.W. Hogan & Associates<br>Lakewood International News                                                                                                                                                                                                                                                                                                                                                                                                    |                                                                                                                                                                                                                                    | Software Connection                                                                                                                                                                                                                                                                                                                            | Grande Prairie<br>Hanna<br>Innifall<br>Lacombe<br>Leduc<br>Lloydminster<br>Peace River<br>Pincher Creek<br>Redcliff<br>Red Deer<br>Rimbey<br>St. Paul<br>Sundre<br>Taber<br>Valleyview<br>Vermilion<br>Wetaskiwin                                                                                                                                                                                                                                                                                           |

Also available at all Waldenbooks, Coles Bookstores and selected B. Dalton Bookseller stores in the United States and Canada.

# ADVERTISER'S INDEX

We encourage you to patronize our advertisers — all of whom support the TRS-80 Color and TDP System-100 computers. We will appreciate your mentioning **THE RAINBOW** when you contact these firms.

|                                              |               |                                     |          |                                        |                              |
|----------------------------------------------|---------------|-------------------------------------|----------|----------------------------------------|------------------------------|
| Ark Royal Games .....                        | 199           | Mark Data Products .....            | 152, 153 | Rainbow OS-9Book .....                 | 265                          |
| B & B Software .....                         | 16            | Maxsys Electronics & Software ..... | 116      | Rainbow On Tape .....                  | 243                          |
| B5 Software .....                            | 247           | Matric Industries .....             | 191      | RAINBOWfest .....                      | 114, 115                     |
| Big 3, The .....                             | 22            | MichTron .....                      | 35, 268  | REM Industries .....                   | 157                          |
| Brantex, Inc. ....                           | 201           | Micro Works, The .....              | 44       | Saguaro Software .....                 | 69                           |
| Cer-Comp .....                               | 131           | Microcom Software .....             | 71       | Selected Software .....                | 109                          |
| Challenger .....                             | 198           | Microtech Consultants Inc. ....     | 263      | Software Connection .....              | 78                           |
| Cinsoft .....                                | 32            | Microware Systems Corporation ..... | 82, 260  | Software House, The .....              | 58                           |
| CMD Computer Services .....                  | 66            | Microworld II .....                 | 77       | Software Plus .....                    | 194                          |
| CNR Engineering .....                        | 166           | Mix, Tom Software .....             | IFC      | Software Support, Inc. ....            | 186, 187                     |
| CoCo Devices .....                           | 76            | Moore Computer Services .....       | 221      | Spectro Systems .....                  | 215                          |
| CoCo Warehouse .....                         | 139           | Moreton Bay .....                   | 226, 227 | Spectrum Projects Inc. ....            | 121, 122, 123, 125, 126, 127 |
| Cognitex .....                               | 13            | Nexus .....                         | 139      | Speech Systems .....                   | 60-65                        |
| Colorware .....                              | 169, 170, 171 | Orbit Electronics .....             | 110      | Sugar Software .....                   | 81, 134, 135                 |
| Computer Center .....                        | 95            | Other Guys Software, The .....      | 108      | Synergetic Solutions .....             | 259                          |
| Computer Island .....                        | 142, 143      | OS-9 Users Group .....              | 151      | T & D Software .....                   | 258                          |
| Computer Plus .....                          | 3, 111        | Owis Nest Software .....            | 101      | TCE Programs, Inc. ....                | 92                           |
| Computer Systems Distributors .....          | 228           | Owl-Ware .....                      | 53       | Thinc .....                            | 200                          |
| Computerware .....                           | 105           | Parsons Software .....              | 140      | Tri-Tech Electronics .....             | 85                           |
| Computize, Inc. ....                         | 165, 273      | PBJ, Inc. ....                      | 67       | Triad Pictures .....                   | 205                          |
| Cosmic Software .....                        | 151           | PD Software .....                   | 147      | True Data Products .....               | 74, 75                       |
| Cosmos Computer Services Inc. ....           | 203           | Perry Computers .....               | 68       | Undercolor .....                       | 166                          |
| Cranberry Industries .....                   | 195           | Picosoft Games .....                | 77       | Vidtron .....                          | 21                           |
| Custom Computer Products .....               | 28            | Polygon Co. ....                    | 38       | VIP Technologies (Softlaw Corp.) ..... | 50, 51                       |
| Custom Software Engineering .....            | 96            | Dr. Preble's Programs .....         | 193      | Wasatchware .....                      | 259                          |
| Cybertron Tech .....                         | 212           | Prickly-Pear Software .....         | 248      | White House Computer .....             | 267                          |
| Dataman International .....                  | 216           | PXE Computing .....                 | 15       | Woodstown Electronics .....            | 72                           |
| Dayton Associates of W. R. Hall, Inc. ....   | 164           | Radio Shack .....                   | 10, 11   | YGS .....                              | 192                          |
| DEFT Systems .....                           | 17            | Rainbow Binder .....                | 207      | York 10 .....                          | 258                          |
| Delker Electronics .....                     | 73            | Rainbow Bookshelf .....             | 173      |                                        |                              |
| Derby City Software .....                    | 43            |                                     |          |                                        |                              |
| Derringer Software .....                     | 23, 24        |                                     |          |                                        |                              |
| DIGInews .....                               | 38            |                                     |          |                                        |                              |
| Dorsett Educational Systems .....            | IBC           |                                     |          |                                        |                              |
| Double Density Software .....                | 102, 103      |                                     |          |                                        |                              |
| Dragon User .....                            | 167           |                                     |          |                                        |                              |
| DSL Computer Products .....                  | 197           |                                     |          |                                        |                              |
| Dugan, Doug .....                            | 59            |                                     |          |                                        |                              |
| DYNACALC .....                               | 141           |                                     |          |                                        |                              |
| Dynamic Electronics, Inc. ....               | 108           |                                     |          |                                        |                              |
| E.D.C. Industries .....                      | 119           |                                     |          |                                        |                              |
| EAP Co. ....                                 | 208           |                                     |          |                                        |                              |
| Electronics Motion Control .....             | 25            |                                     |          |                                        |                              |
| Elite Software .....                         | 39, 40, 41    |                                     |          |                                        |                              |
| Endicott Software .....                      | 181           |                                     |          |                                        |                              |
| Everyone's Computer Co. ....                 | 29            |                                     |          |                                        |                              |
| Federal Hill Software .....                  | 128           |                                     |          |                                        |                              |
| Four Star Software .....                     | 204           |                                     |          |                                        |                              |
| GIMIX .....                                  | 274           |                                     |          |                                        |                              |
| GRAFX .....                                  | 182           |                                     |          |                                        |                              |
| Green Mountain Micro .....                   | 211           |                                     |          |                                        |                              |
| Hard Drive Specialists .....                 | 177           |                                     |          |                                        |                              |
| Hawkes Research Services .....               | 208           |                                     |          |                                        |                              |
| HJL div. of Touchstone Technology, Inc. .... | 18            |                                     |          |                                        |                              |
| Frank Hogg Laboratory .....                  | 253, 255      |                                     |          |                                        |                              |
| Homesoft .....                               | 210           |                                     |          |                                        |                              |
| Howard Medical .....                         | 33, 34        |                                     |          |                                        |                              |
| Incentive Software .....                     | 133           |                                     |          |                                        |                              |
| J & M Systems .....                          | BC            |                                     |          |                                        |                              |
| D.P. Johnson .....                           | 269           |                                     |          |                                        |                              |
| Kelly Software Distributors .....            | 214           |                                     |          |                                        |                              |
| Key Color Software .....                     | 88            |                                     |          |                                        |                              |
| KRT Software .....                           | 222           |                                     |          |                                        |                              |
| Landware Co. ....                            | 220           |                                     |          |                                        |                              |
| Leffler, D.J. ....                           | 31            |                                     |          |                                        |                              |



**Call:**  
**Cindy Shackelford**  
**Director, West Coast Office**  
**12110 Meridian South, Suite 8**  
**P.O. Box 73-578**  
**Puyallup, WA 98373-0578**  
**(206) 848-7766**

**Call:**  
**Jack Garland**  
**Garland Associates, Inc.**  
**10 Industrial Park Road**  
**Hingham, MA 02043**  
**(617) 749-5852**

**Call:**  
**Kate Tucci**  
**Advertising Representative**  
**9529 U.S. Highway 42**  
**P.O. Box 385**  
**Prospect, KY 40059**  
**(502) 228-4492**

# BUT CAN IT WAX FLOORS?



From the folks that brought you GRAPHICOM PART II, comes **HARDCOPY** - The ultimate printer utility. Hardcopy is more than just a screen print utility, compare these features with any other graphic dump program on the market;

- Full GRAPHICOM/GRAPHICOM PART II compatibility! Loads STANDARD 6K images, GRAPHICOM pictures, and COCO MAX pictures too!
- BLACK & WHITE or GREY SCALE printing. In GREY SCALE printing, colors are printed as user definable patterns. Supports hi-res in all 4 GRAPHICOM display modes!

## 1x, 2x, 3x PRINTOUTS

Three menu options are reserved for the most frequently used printout sizes, 1x (quarter page), 2x (half page), and 3x (full page). The 1x and 2x printouts are right-side-up on the paper, the 3x printout is rotated 90 degrees. The user can select a positive or negative image, hi-res or color interpretation (colors reproduced with user defineable grey scale), and which PMODE the graphic-to-be-printed is usually displayed in.

## GREETING CARDS

The greeting card option allows the user to custom design greeting cards using both text and graphics. There are two card styles available, along with a built in "mini-typesetter" (16 different size of text, characters may be rotated, mirrored, inverted, and much more.)

## LABELS

The label printing option allows the user to create custom mailing or disk labels with professional looking results. Just load a graphic image from disk, position the proportional label window over the area to be printed. Uses standard 1 5/8" x 3 1/2" tractor feed adhesive labels. Prints 1-99 labels at a time.

**Hardcopy will be available for most of the popular printers. Additional printers will be added each month. Please specify printer and cat. number when ordering.**

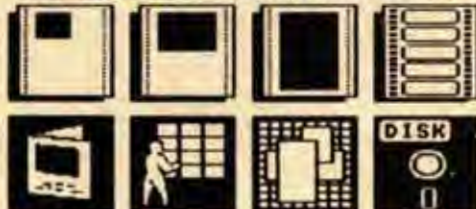
I.D.S. 560-G ..... Cat. No. 170WD  
Okidata 92 ..... Cat. No. 171WD

## POSTERS

The poster option provides the user with a means of reproducing a hi-res graphic to a multi-sheet poster. Both hi-res and color printing are supported, sizes range from poster-size to mural-size to billboard-size!

# HARDCOPY

THE ULTIMATE PRINTER UTILITY



©1984 WHITESMITH V:1.0  
ALL RIGHTS RESERVED

## SPECIAL EFFECTS

The special effects option allows the user to directly control the printing directives; ROTATION, X&Y SIZE, X/Y FLIP, X/Y GRID, X/Y FILL, TAB, WINDOW, POS/NEG IMAGE, and more! With these, the user can print multi-page banners, change the grey levels used in color printing, rotate printouts 90, 180, or 270 degrees, stretch printouts horizontally or

vertically, zoom in on small areas, superimpose vertical and/or horizontal grid lines with printouts for measurements and graphing, and much much more.

## DISK ACCESS

The disk option provides the user with access to standard 6K images, GRAPHICOM and GRAPHICOM PART II files, and COCO MAX files too! "GALLERY" function allows viewing of all pictures on a disk. Supports 1 to 4 disk drive system.

Have an application that **HARDCOPY** doesn't quite match? You can write it easily yourself! The hard work's been done for you, we've FULLY DOCUMENTED the **HARDCOPY** routines and added them to EXTENDED BASIC through the USR command!

(We decided to leave out the Floor-waxing module to keep the price down.)

**HARDCOPY\*** requires a 64K Color Computer or Color Computer II, and at least one disk drive. It supports 1 to 4 disk drives, keyboard or joystick input, COLOR (grey scale) or B/W (hi-res) operation, 4 screen display modes.

**Now that you've compared the functions, compare the price . . . . . \$29.95**

\* Due to hardware differences, some features may function differently on certain printers.



CALL OR WRITE  
FOR YOUR SAMPLE  
DIGITIZED PICTURE  
CATALOG TODAY!

## Computize

(215) 946-7260 P.O. BOX 207 • LANGHORNE, PA 19047



MasterCard



ATTENTION COCO CLUBS  
CALL OR WRITE FOR  
INFORMATION ABOUT  
SOFTWARE DEMOS  
FOR CLUBS.

# GIMIX STATE OF THE ART 6809 SYSTEMS FOR THE SERIOUS USER.

For the user who appreciates the need for a bus structured system using STATIC RAM and powered by a ferro resonant constant voltage transformer.

GIMIX has single user systems that can run both FLEX and OS-9 or Multi user systems for use with UniFLEX or OS-9.

GIMIX versions of OS9 and UniFLEX include maintenance and support by Micro-ware (90 days) and TSC (1 year). Maintenance and support after this period are available at extra cost.

(NOTE: this support and maintenance is only for use with approved GIMIX hardware)

**GIMIX has 19MB or high performance 47MB Winchester Drive Systems and/or Floppy Disk Drive Systems.**



For the ultimate in performance, the Unique GIMIX 6809 CPU, using either OS-9-GMXIII or UniFLEX-GMXIII (available shortly), gives protection to the system and other users from crashes caused by defective user programs. e.g. During program development, a programmer who crashes goes back to the shell or the debugger, while the other users are not even aware anything occurred.

The intelligent serial I/O processor boards significantly reduce system overhead by handling routine I/O functions, thereby freeing up the host CPU for running user programs. This speeds up system performance and allows multiple terminals to be used at 19.2K baud.



OS-9 and OS-9 are trademarks of Microwave Systems Corp. and MICROPLA, Inc. FLEX and UniFLEX are trademarks of Technical Systems Consultants, Inc. GIMIX, GHOST, GMA, GLASSY DIASSIS, are trademarks of GIMIX, INC.



GIMIX 6809 systems support five predominant operating systems.

**OS-9 GMX III,  
OS-9 GMX II,  
UniFLEX,  
OS-9 GMX I,  
FLEX**

and a wide variety of languages and development software

Whatever your application: software development, instrumentation, process control, educational, scientific or business; whether you need single or multi-user capabilities, GIMIX has hardware and the operating systems to get the job done reliably

Please phone or write if you need further information.



# GIMIX INC.

1337 WEST 37th PLACE • CHICAGO, ILLINOIS 60609 • (312) 927-5510 • TWX 910-221-4055

© 1983 GIMIX INC.



# For Your TRS-80 Color Computer

Apple • Atari • Commodore • TRS 80 I, III, 4 & Color • IBM PC Jr.

DORSETT Classroom A Room #1

*Excellent Work!* **(A+)**

| PROGRAMS OFFER                | OTHER BRANDS |         |         |                   |
|-------------------------------|--------------|---------|---------|-------------------|
|                               | DORSETT      | A       | B       | C D               |
| 1. FULL TIME AUDIO NARRATION  | Blue         |         |         | Red               |
| 2. SYNTHESIZED, ROBOTIC VOICE |              | Red     |         |                   |
| 3. MULTIPLE CHOICE QUESTIONS  | Blue         |         | Yellow  |                   |
| 4. CLEAR GRAPHICS             | Blue         |         |         | Red               |
| 5. NUMBER OF COURSES          | Blue         |         |         | Green             |
| 6. VARIETY OF PROGRAMS        |              |         | Yellow  |                   |
| 7. SELF-PACED PROGRAMS        | Blue         |         |         | Red               |
| 8. PROGRAM LENGTH             |              | Red     |         | Green             |
| 9. COMPATIBILITY              | Blue         |         | Yellow  |                   |
| 10. YEARS IN EDUCATION        |              |         |         |                   |
| 11. PRICE PER PROGRAM         | \$3.75*      | \$4.95* | \$4.95* | \$29.95* \$32.50* |

DORSETT COURSEWARE IS COMPATIBLE WITH IBM PC JR., TRS 80, I, III, 4 & COLOR, APPLE, ATARI & COMMODORE COMPUTERS

\*PRICE PER PROGRAM IN A 16-PROGRAM SERIES

## DORSETT EDUCATIONAL SOFTWARE PASSES THE COST-EFFICIENCY TEST!

For computer assisted instruction, our software more than passes the test...it EXCELS! With over 1000 educational programs\* designed specifically to concentrate learning for all users, from kindergarten level to advanced individual studies, from slow learners to exceptionally bright students, you'll get positive results with our quality, economically-priced courseware.

\*500 Programs Available for TRS 80 Color; 400 for IBM PC Jr.



## Interactive Tutorial Programs

Over 1000 Programs with Full Time Audio Narration, Pictures & Text!

We're Your Educational Software Source for Grades K-12 and Advanced Studies

| Course        | No. of Programs |
|---------------|-----------------|
| Reading       | 256             |
| Mathematics   | 128             |
| Comprehension | 48              |
| History       | 32              |
| Algebra       | 16              |
| Spelling      | 16              |
| Government    | 16              |

16 Programs in each of the following:

Children's Tales - Carpentry - Electronics - Health Services - Office Skills - Statistics - First Aid/Safety - Economics - Business - Accounting - Psychology - AND MANY MORE!

Dealer Inquiries Welcome

Apple II, TRS 80 I, III, 4, and Commodore 64 computers require respective conversion kits (plugin board and stereo cassette player), \$99.00. Atari 400/600/800/1200 computers require the Atari cassette recorder and the Dorsett 4001 Educational Master Cartridge, \$9.95. For the IBM PC Jr., a cassette adapter cable and a good cassette recorder are required. A Radio Shack CCR 81 or CCR 82 is recommended. \$59.00 for an album containing a 16 program course (8 cassettes with 2 programs, each at \$3.75 per program, \$6.00 for a 2-program cassette.

Send for a catalog of over 1000 programs for Atari, TRS 80, Apple, IBM PC Jr., Commodore, etc.


For more information, or to order call:

**TOLL FREE 1-800-654-3871**

IN OKLAHOMA CALL (405) 288-2301



**DORSETT**  
Educational Systems, Inc.  
Box 1226 Norman, OK. 73070



# J&M's New JFD-CP Disk Controller Speaks for Itself!

My 28-Pin EPROM socket accepts 64K device or NEW 128K JDOS 1.2.

RS DOS plugs right into this 24-pin EPROM socket. (RS DOS not included)

This new WD1773 controller chip has built-in data separator & precompensation circuits.

My gold contacts ensure high reliability.

Because they are fully buffered, my I/O lines are more dependable.

Select ROM A or ROM B with this external switch—no need to unplug controller!

You can use this 8-bit parallel port to support a Centronics compatible parallel printer or a Winchester hard drive.

JUMPERS: J1 IN—6ms head step rate; OUT—30 ms head step rate  
 J2 IN—serial printer; OUT—parallel printer  
 Jumper defaults apply only to JDOS.

## **New** JFD-CP DISK CONTROLLER \$149

Our new JFD-CP has redefined the state-of-the-art for Color Computer users. Gold contacts and fully buffered I/O lines ensure maximum reliability, and the JFD-CP is plug compatible with both the original COCO and the COCO-2.

## **New** JDOS 1.2

JDOS implements all RS DOS basic commands, plus many more, including:

- auto line numbering
- error trapping
- DOS to boot OS/9\*\*, FLEX\*\*\*
- hard drive boot for OS/9\*\*
- full parallel printer support for Centronics compatible printers
- Memory Minder†—the most advanced disk drive analysis program on the market\*

## **DRIVE 0 SYSTEM \$289**

Upgrade your Color Computer by adding our new JFD-CP disk controller, supercharged JDOS operating system, and a top quality drive with case and power supply: All for only \$289! Comes complete with cable and manual.

- Drive 0 System with one single side drive . . . . . \$289
- Drive 0 System with one double side drive . . . . . \$359
- Drive 0,1 System with two single side drives . . . . . \$429
- Drive 0,1 System with two double side drives . . . . . \$499

## **MEMORY MINDER†**

Memory Minder is a disk drive test program that makes the following major checks of your drives without disassembly or special test equipment: head alignment, disk speed, index hole timing, azimuth, hysteresis, read sensitivity, and clamping. Memory Minder can be used to actually align the drives while viewing the graphics on the screen. This program is a must for anyone who values the data that is saved on diskettes.

- 508-200: Tests single side disk drives . . . . . \$26
- 508-400: Tests double side disk drives . . . . . \$33

\*Diagnostic Diskette not included

\*\*OS/9 is a registered trademark of Microware, Inc.  
 \*\*\*FLEX is a registered trademark of Technical Systems Consultants, Inc.  
 †Memory Minder is a registered trademark of J&M Systems, Inc.

To order, call (505) 292-4182, or send payment with order to:



**J&M SYSTEMS, LTD.**  
 15100-A CENTRAL SE  
 ALBUQUERQUE, NEW MEXICO 87123  
 505/292-4182

We accept MasterCard and Visa