

Just for your
TRS-80® COLOR
TDP System 100
Dragon & MC-10

October 1984

Canada \$4.95 U.K. £3.35 \$3.95

The RAINBOW®

THE COLOR COMPUTER MONTHLY MAGAZINE

PIXEL-ACTION Our Graphics Issue

The Art of Joystick Painting

Creating Moire Patterns

Looking Over
Lo-Res Graphics

And Art Preservation:
Patching Art Gallery

Also
A Home
Hurricane Tracker
A Presidential
Trivia Game
And Fortune Telling
With Tarot





Plus
BASIC INSTRUCTION, BEGINNING ASSEMBLY LANGUAGE,
ADVANCED RAINBOWTECH TUTORIALS, EDUCATIONAL
PROGRAMS, HARDWARE PROJECTS, RAINBOW SCOREBOARD
AND DOZENS OF PRODUCT REVIEWS

©1984 FRED W. CRAWFORD

New From Tom Mix...

Worlds of FLIGHT

Not A Game — A Very Realistic Flight Simulation



WORLDS OF FLIGHT (WOF) is a "view" oriented flight simulation for the TRS-80 Color Computer, written entirely in Machine Language. "View" oriented means that the pilot may determine his or her position by actually viewing the surrounding landmarks as opposed to using instruments which sense navigational references. This is a major departure from "instrument only" simulations which can be achieved through BASIC programs. Most instrument maneuvers and procedures may be practiced. The craft is a light-weight, single-engine airplane with low wings. A nose wheel which is both steerable and retractable is also modeled. Some aerobatics are possible including sustained inverted flight, aileron rolls, spins and stalls.



The Experts Say:

C.L. — "As a pilot I found "Flight" to be an outstanding simulation.

M.H. — "No one has created a more realistic flight simulator for the Color Computer."

D. HOOPER, pilot for major airline — "An outstanding flying experience. Very realistic."

JOYSTICKS REQUIRED

32K MACHINE LANGUAGE

TAPE \$29.95

DISK \$32.95



TOM MIX SOFTWARE

4285 BRADFORD N.E.
GRAND RAPIDS, MI 49506

•ADD \$1.50 POSTAGE & HANDLING•TOP ROYALTIES PAID•
•MICHIGAN RESIDENTS ADD 4% SALES TAX•
LOOKING FOR NEW SOFTWARE



ARCADE ACTION GAMES



TO ORDER CALL 818/957-0444

From Computer Plus to YOU...


PLUS after PLUS after PLUS



Model 100 8K \$495
Model 100 24K \$625



Color Computer II
w/64K Ext. Basic \$195




Model 4 16K \$629
Model 4 64K
2 Disk & RS232 \$1020



DMP120 \$385
DMP200 \$520



Color Computer Disk Drive
Drive 0 \$289 Drive 1 \$220



DWP210 \$489

BIG SAVINGS ON A FULL COMPLEMENT OF RADIO SHACK COMPUTER PRODUCTS

COMPUTERS

Model 4 Portable	
64K w/2 Drives	1020
Model 2000 2Dr	2299
Model 12 1 Drive	2360
Model 16B 1Dr 256K	3965

MODEMS

Hayes Smartmodem II	215
AC-3	125
DC Modem I	89
DC Modem II	160

PRINTERS

Silver Reed EXP400 D.W. Par.	309
Silver Reed EXP550 D.W. Ser.	430
CGP115	159
CGP220 Ink Jet	545
DMP110	299
Toshiba 1340 (24 wire head)	779
Gemini 10X	289
Gemini Powertype	345
Panasonic P1091	315
Smith Corona Fastext	190
Prowriter 8510	345
Okidata and Epson	CALL

ETC.

Disk Drive Controller	139
Extended Basic Kit	39.95
PBH Ser/Par Conv.	69
64K Ram Chips	62.95
Deluxe Keyboard	35.95
HJL Keyboard	79.95
CCR-81 Recorder	52
Deluxe Joystick (each)	35.95
Joysticks (pair)	22
Video Plus (monitor adapter)	24.95
Video Plus IIC	39.95
Amdek Color 1+ Monitor	299
Amdek Video 300 Green	145
Amdek Video 300 Amber	159
Taxan Color 210 Monitor	265
Taxan Green	130
Taxan Amber	139

SOFTWARE

	(Tape Version)
The King	26.95
Screen Print (specify printer)	19.95
Buzzard Bait	27.95
World of Flight	29.95
Colorpede	29.95

Juniors Revenge	28.95
Pac Attack	24.95
Block Head	26.95
Lunar Rover Patrol	24.95
Lancer	24.95
Typing Tutor	23.95
Galagon	24.95
Scott Adams Adventures	19.95
Sea Dragon	34.95
Colorcome	49.95
Telewriter 64	49.95
O-Pak (disk)	34.95
Key-264K	39.95
Deft Pascal	79.95
Elite-Calc	59.95
VIP Writer	69.95
VIP Calc	69.95
VIP Terminal	49.95
VIP Database (disk)	59.95
Graphicom	29.95

Order any 2 software pieces listed and take 10% off their listed price. All Radio Shack software 10% off list. Send for complete list.

**CALL TOLL FREE
1-800-343-8124**

- LOWEST POSSIBLE PRICES
- BEST POSSIBLE WARRANTY
- KNOWLEDGEABLE SALES STAFF
- TIMELY DELIVERY
- SHOPPING CONVENIENCE



computer plus

P.O. Box 1094
480 King Street
Littleton, MA 01460


SINCE 1973

IN MASSACHUSETTS CALL (617) 486-3193

Under The RAINBOW



74




131



146

COVER art © by Fred Crawford

 The small cassette tape symbols beside features and regular columns indicate that the program listings with those articles are on this month's **RAINBOW ON TAPE**, ready to **CLOAD** and **RUN**. For full details, check our **RAINBOW ON TAPE** ad on Page 213.

FEATURES

-  **Creating Moire Patterns In PMODE 4**/*Paul Faulstich* _____ 18
GRAPHICS UTILITY *Getting more colors on your screen*
-  **The CoCo School Marm**/*Judy M. Dacus, David M. Dacus* _____ 25
EDUCATION *Part II — Spelling practice and testing*
-  **Developing A Database Manager**/*Bill Nolan* _____ 32
DISK TUTORIAL *The use of direct access disk files*
- Everything To Know About CoCo**/*Andy Kluck* _____ 38
TUTORIAL *GETting and PUTting statements*
- Take Stock Of Your Portfolio With Pro-Color-File**/*Jorge Mir* _____ 45
TUTORIAL *Design your own database*
-  **For PMODE 4 Screen Enlargement There's BLOWUP**/*Joseph Kohn* _____ 57
GRAPHICS UTILITY *Creating larger graphics*
-  **Tell Your Fortune With Tarot**/*Amir Dimitri* _____ 74
GAME *Revealing your future — it's magic!*
-  **Lo-Res Graphics For The 'ASCII-ing'**/*Jim Schmidt* _____ 90
GRAPHICS *Multiple uses of Lo-Res Graphics*
-  **The Art Of Joystick Painting**/*Brian Preble* _____ 97
GRAPHICS *A handy graphics editor program*
-  **Expanding Little E's Powers**/*H. Allen Curtis* _____ 119
PROGRAMMING UTILITY *Little E gets bigger*
-  **Preserving The Classics By Patching Art Gallery**/*Paul S. Hoffman* _____ 131
GRAPHICS *An artistic enhancement*
- To Pack Or Not To Pack**/*Burt Witham, Jr.* _____ 140
TUTORIAL *Spread out those lines*
-  **In Pursuit of Presidential Trivia**/*Mike Knolhoff* _____ 146
GAME *Hail to the chiefs*
-  **The Home Hurricane Tracking Station**/*Ed Jones, Wayne Davis, Gene Clifton* _____ 161
GRAPHICS PROGRESSION *Your CoCo can be a meteorologist*
-  **Cooking With CoCo**/*Colin J. Stearman* _____ 180
EXPANDING BASIC *Part IV, an appetizer for keyboard entry*
- My CoCo Is Not IBM Compatible**/*Bob Rosen* _____ 238
COMMENTARY *IBM vs. CoCo — an opinion*

NEXT MONTH: November is our data communications issue, and will include a comprehensive listing of CoCo BBS systems across the country, a terminal program, and a hardware project for adding auto answer to your Modem I. Along with our usual mix, we'll also have a big league "graphics" special for football fans! We'll have more games, more home use programs, more educational material and more information on our Color Computer than is available anywhere else. Look for November's Rainbow!

COLUMNS

BASIC Training/Joseph Kolar _____ **60**
A problem solver's day at the races

Bits And Bytes Of BASIC/Richard White _____ **250**
Rainbow Checkbook

Building October's Rainbow/Jim Reed _____ **16**
Those long, long listings

Byte Master/R. Bartly Betts _____ **243**
The real thing — writing your own assembly language program

CoCo Graphics/Don Inman _____ **174**
Color LOGO with printing

Comm Link/ R. Wayne Day _____ **126**
Welcome to the world of telecommunications

Earth To Ed/Ed Ellers _____ **234**
Beam up those "tech" questions

Education Notes/Steve Blyn _____ **52**
Read the directions!

Education Overview/Michael Plog, Ph.D. _____ **23**
The computer as a classroom tool

PRINT #-2/Lawrence C. Falk _____ **12**
Editor's notes

Turn Of The Screw/Tony DiStefano _____ **66**
The modem to printer connection

Wishing Well/Fred Scerbo _____ **104**
The CoCo tournament programs

"GameMaster's Apprentice" and "School Is In The Heart Of A Child" will return next month.

RAINBOWTECH

Downloads/Dan Downard _____ **258**
Answers to your technical questions

KISSable OS-9/Dale L. Puckett _____ **261**
An anniversary special

Personable Pascal/Daniel A. Eastham _____ **265**
Representing collections of data

DEPARTMENTS

Advertiser Index _____	272	Reviewing Reviews _____	191
Back Issue Information _____	263	Scoreboard _____	170
Corrections _____	237	Scoreboard Pointers _____	172
Letters To Rainbow _____	6	Submitting Material _____	
The Pipeline _____	136	To Rainbow _____	225
Rainbow Info _____	144	Subscription Information _____	65
Received And Certified _____	188	These Fine Stores _____	270

PRODUCT REVIEWS

Product Review Contents _____ **187**

The RAINBOW

October 1984 Vol. IV No. 3

Editor and Publisher
 Lawrence C. Falk

Managing Editor James E. Reed
Senior Editor Courtney Noe
Technical Editor Dan Downard
Copy Editor Susan Remini
Submissions Editor Jutta Kapfhammer
Reviews Editor Monica Dorth
Editorial Assistants Valarie Edwards,
 Wendy Falk, Suzanne Benish Kurowsky,
 Greta Martin-Eneje, Lynn Miller, Shirley Morgan
 Kevin Nickols, Tamara Solley
Technical Assistant Ed Ellers
Contributing Editors Bob Albrecht, R. Bartly Betts,
 Steve Blyn, R. Wayne Day, Tony DiStefano,
 Dan Eastham, Frank Hogg, Don Inman,
 Joseph Kolar, Michael Plog, Dale Puckett,
 Fran Saito, Paul Searby, Fred Scerbo,
 Richard White
Art Director Sally Nichols
Assistant Art Director Jerry McKiernan
Designers Peggy Henry, Neal C. Lauron,
 Kevin Quiggins
Advertising Coordinator Charlotte Ford
Advertising Representative Kate Tucci
Advertising Assistant Debbie Baxter
 (502) 228-4492
General Manager Patricia H. Hirsch
Asst. General Manager for Finance Donne Shuck
Bookkeeper Diane Moore
Advertising Accounts Doris Taylor
Dealer Accounts Judy Quashnock
Administrative Assistant to the Publisher
 Marianne Booth
RAINBOWfest Site Management Willo Falk
Director of Fulfillment Services Bonnie Shepard
Asst. Customer Service Manager Deldra Henry
Customer Service Representative Sandy Apple
Word Processor Manager Lynda Wilson
RAINBOW ON TAPE Subscriptions Monica Wheat
Research Assistants Laurie Falk,
 Loretta Varda, Kara Voit
Dispatch Mark Herndon
Production Assistant Melba Smith

Advertising and Marketing Office for the Western states and provinces: Cindy Shackelford, director, 12110 Meridian South, Suite 8, P.O. Box 73-578, Puyallup, WA 98373-0578. Phone: (806) 848-7766. Territories included: AK, AZ, CA, CO, HI, ID, MT, NV, NM, OR, UT, WA, WY, Canadian Provinces of Alberta, British Columbia, Saskatchewan.

THE RAINBOW is represented in the Eastern United States by Gariand Associates, Inc., P.O. Box 314, S.M.S., Duxbury, MA 02331, (617) 934-6464 or 934-6546. Advertisers east of the Mississippi may contact them for further information. Territories included: AL, CT, DE, DC, FL, GA, IL, IN, KY, ME, MD, MA, MI, MS, NC, NH, NJ, NY, OH, PA, RI, SC, TN, VA, VT, WV, WI, Canadian Provinces of Ontario, Quebec.

THE RAINBOW is published every month of the year by FALSOFT, Inc., 9529 U.S. Highway 42, P.O. Box 385, Prospect, KY, 40059. Phone (502) 228-4492. THE RAINBOW and THE RAINBOW logotypes are a trademarks of FALSOFT, Inc.

Second class postage paid Prospect, KY and additional offices. USPS N. 705-050 (ISSN No. 0748-4797). POSTMASTER: Send address changes to THE RAINBOW, P.O. Box 385, Prospect, KY 40059. Forwarding Postage Guaranteed. Authorized as second class postage paid from Hamilton, Ontario by Canada Post, Ottawa, Ontario, Canada.

Entire contents © by FALSOFT, Inc., 1984. THE RAINBOW is intended for the private use and pleasure of its subscribers and purchasers and reproduction by any means is prohibited. Use of information herein is for the single end use of purchasers and any other use is expressly prohibited. All programs herein are distributed in an "as is" basis, without warranty of any kind whatsoever.


TRS-80, Color BASIC, Extended Color BASIC, Scripsit and Program Pak are a trademarks of the Tandy Corp. CompuServe is a trademark of CompuServe Inc.

Subscriptions to THE RAINBOW are \$28 per year in the United States. Canadian and Mexican rates are U.S. \$35. Surface mail to other countries is U.S. \$65, air mail U.S. \$100. All subscriptions begin with next available issue.

Limited back issues are available. Please see notice for issues which are in print and costs. Payment accepted by VISA, MasterCard, American Express, Cash, Check or Money Order in U.S. currency only.

LETTERS TO THE RAINBOW

ARTS AND LETTERS



Envelope Of The Month

Jon Blow
San Diego, CA

A RAINBOWfest ENTHUSIAST

Editor:

I had a really great time at the RAINBOWfest in Chicago and was pleased to see that the exhibit was held in a larger area than 1983's Chicago RAINBOWfest. I not only had fun, but I found it informative and found many good bargains. I will have to say, though, that I spent much time watching demonstrations of *Graphicom*. It was quite a drive from Hopkinsville, Ky., to Chicago, Ill., but it was well worth it. Thanks for the Color Computer's greatest magazine.

Mike Baker
Hopkinsville, KY

KUDOS

Editor:

I am the proud owner of a gray 64K Extended cassette-based CoCo.

I enjoy reading RAINBOW from cover to cover. What I like most is the print. For a Granny this means a lot.

I recently made an index card file for each program in all of my issues. What makes it so nice is that I found all correction updates, too.

I enjoy taking computer classes and buying all the magazines for the CoCo. RAINBOW is number one on my list.

Keep up the good work!

Mrs. Joyce Guttery
Stockbridge, GA

Editor:

"Reviewing Reviews" is one of the most outstanding features of *any* magazine, anywhere. In the April 1984 issue, Page 220, Edward Lowe said it the way it is. He and THE RAINBOW are to be congratulated.

Lawrence Pinter
Yokohamashuchu, Japan

Editor:

I have owned a Color Computer for all of one month now and I already have 11 issues of your fantastic magazine. Every issue I get is something to look forward to. When I read your article on how to upgrade a CoCo 2 to 64K of memory I immediately ordered a set of chips and violated my computer's warranty by opening it up and installing the extra memory. Your instructions were perfectly simple and accurate. The modification worked perfectly and now I can type in all those programs that I was missing because I had only 16K.

By the way, when using your utility *A Bigger Byte For BASIC* (January 1984, Page 74) I noticed that the Reset button causes the computer to revert to normal ROM mode (at least in the 32K mode anyway). I found that a simple *POKE 65503,0* would switch the computer back into all RAM mode without affecting the BASIC program or any variables. *POKE 65502,0* switches to normal ROM mode so I can go between the two at will in case I want to use the speed-up poke.

Thanks for a great magazine and keep up the fine work.

David Voerman
Qualicum Beach
British Columbia

CONSTRUCTIVE SUGGESTION

Editor:

I have been reading RAINBOW for several months and find it interesting and informative. I have, in fact, shifted my subscription from another computer magazine to RAINBOW since it seemed that they were providing less and less for the Color Computer. The one area that I did like, however, was construction (hardware) articles that apply to the Color Computer as well as to others. Thus, I, for one, would be happy to see even

more construction articles in future issues of RAINBOW.

Keep up the good work.

John R. Hanson
Winter Springs, FL

HINTS AND TIPS

Editor:

One request that I have heard most on my *Blackjak* program (April 1984, Page 97) is that people would like to see the dealer have one up card as well as the players. For that reason I have included two line changes that should fill the need. I would like to say that I feel RAINBOW is the best thing that happened for our CoCo. Keep up the fine work.

Replacement lines:

```
2120 FOR T=6 TO 7: GOSUB3050:
GOSUB3700: GOSUB2040: IF T=6
THEN GOSUB 3180:GOTO2160 ELSE
PUT(122,4)-(142,34),D:
GOSUB3440: T=2: RETURN
```

```
2150 FORX=1 TO 500:NEXT:FOR T=7
TO 10:GOSUB3050: GOSUB3700:IFT=7
THEN GOSUB 3180: GOTO2170 ELSE
GOSUB2040: GOSUB3180:IF T=8
THEN
2180 ELSE IF T=9 THEN 2190 ELSE
IF T=10 THEN 2200
```

Steve Kincade
Toronto, Ontario

A HELPFUL STUNT

Editor:

Regarding my program *Stunt Pilot* as it appeared in THE RAINBOW, March 1984, Page 67, because of a bug in the Extended BASIC ROM and the *PCLEAR5* command in Line 4, when you first type *RUN ENTER* the computer will return "? UL error in 4." Ignore this message. Type *RUN ENTER* a second time and *Stunt Pilot* will run as expected.

If anyone having problems with *Stunt Pilot* will phone me before 10 p.m. (Eastern Time) or write to me (please enclose a self-addressed, stamped envelope), I will do my best to get them "flying." The more detail you give about the problem the better chance I will have to be of help. 313 Sage Rd., 40207; phone (502) 895-4636.

Bob Poppe
Louisville, KY

Editor:

Thanks for publishing Charles M. Thonen's *Mail Mover* in the May issue, Page 75. For me, it certainly paid for a year's subscription to RAINBOW.

Good as it is, I think I have an improvement your readers will like. Adding the following two lines will allow you to see how many records you have made, how many bytes are used and how many bytes are left.

```
180 PRINTY; "="RECORDS"; (LL+
(30*Y));"=" BYTES USED"
190 PRINT@136,(13000-(LL+(30*Y)));"="
BYTES LEFT";
```

Doug McLaughlin
Oxnard, CA

Editor:

I just finished running *Mail Mover* by Charles M. Thonen. It is really a super program and for any of your readers who may have had trouble getting it to run on disk, here are a couple extra files.

In addition to Mr. Thonen's fixes found on Page 75 of the May issue of RAINBOW:

- 1) Delete the negative sign in Line 6140.
- 2) If lockup occurs with option 9 then delete the high speed poke in Line 8020.
- 3) My Gemini 10X prints garbage when it encounters *PRINT#-U,""*. To get the same effect just enter a space between the quotes. The lines concerned would be 7200, 7260, 7370 and 7410.

- 4) I use a green phosphorous monitor and due to that, the edit options' orange cursor was invisible. To get the arrow cursor, change the *CHR\$(255)* in Line 2130 to *CHR\$(62)*.

- 5) This next tid-bit is not a fix, just a big help. Add two extra lines:

```
I GOTO 14000
14000 PCLEAR1:GOTO120
```

- 6) It wasn't mentioned, but remove the remark sign in front of Line 180. I found it extremely helpful to not only see remaining memory, but the data file name and number of files as well. So I edited it.

```
175 YY=Y-1:IF YY=-1 THEN YY=0
180 PRINTTAB(1)"space="MEM"file
"FF$"size"YY
```

As I said before, *Mail Mover* is a super program and befits a super magazine.

Terry Wilson
Baton Rouge, LA

Editor:

If you would like to practice typing or wish to leave a message on your computer, you may not wish to load in or type in another program. In this case, just type *POKE 159,0*. Note: After entering this mode, there is no way to escape it.

Jon Blow
San Diego, CA

TIRED FINGERS

Editor:

I enjoyed your *Rainbow Book of Adventures* very much. Although the long hours it took one to type them in, I found the *Adventures* top rate.

I have started writing an *Adventure*. I would like to thank you for all your tutorials on *Adventures*. It has improved my games a lot.

My question is: Will THE RAINBOW be planning another *Adventure* contest? If so, when?

Nathan Fischer
Ponchatoula, CA

Editor's Note: You missed it! The winners of our second contest will be announced next month. Our third annual contest will be launched next spring, but it's not too early to get started. By the way, we do offer a cassette tape of all the programs in the first *Rainbow Book of Adventures*.

BE 'FORTHFUL'

Editor:

I would like to see some articles on the FORTH language. Surely, there must be many others that have some supplier's version and would join me to request a column on it.

We do have regular columns, now on PASCAL, OS-9, assembly language and BASIC, of course. We will not get (FORTH articles and columns) unless we let ourselves be heard! So, let's be real forthful! Anyway, we must not struggle along on our own, when so many others are being provided with their languages; we must speak up and do it for ourselves!

May the FORTH be with us!

Thomas A. Earl
Greenwich, RI

NEED COCO INFO

Editor:

A call to teachers, publishers, programmers, and users: The school district where I work is installing a computer lab full of CoCos. We would appreciate helpful advice from anyone who has worked with the CoCo in schools. Send replies to 2400 Cornwall Drive, 45385.

James Ventling
Zenia, OH

INFORMATION PLEASE

Editor:

Will some reader please write in with a recommendation (or plans) for a home computer table?

I would like an example of both a purchased and homemade product; allowing for a monitor, disk drive and printer.

Lloyd E. Wing
Owosso, MI

Editor:

I'm a 64K Disk Extended Color BASIC user. As an electrical designer for machine tool control systems, I would be interested in hearing from anyone who has developed a wiring diagram/schematic program for CoCo. Write me at Route 1, Box 29BB, 54157.

Dick Freeman
Peshtigo, WI

Editor:

I am looking for a language translator program. It should meet the following criteria:

- 1) It must use very little of 16K's memory and be easily adaptable to 32K and 64K, leaving lots of space for data.

- 2) The screen menu should feature: add a word, delete a word, input/output to tape or disk and translate a word. Other features such as change a word or sort alphabetically could be added. I can always insert a REM at the beginning of these routines.

- 3) The add and delete functions should be available in both English and the foreign word.

- 4) The translate function should work as follows: key in the English word and have CoCo print the foreign word to screen. Key

in the foreign word and have CoCo print the English equivalent to screen.

I am willing and able to key the English words and their foreign equivalents into the DATA statements, but I am not able to come up with the working "guts" of this program. If any of you hackers consider this a challenge, I would appreciate receiving whatever you come up with. Good Luck! My address is 8376 W. Street, Route 185, 45308.

Greg Ellis
Bradford, OH

A COLLECTOR'S ITEM

Editor:

I have been searching THE RAINBOW and other computer publications for a CoCo program for use in the hobby of postage stamp collecting. It should consist of a program or system of programs that will maintain a stamp inventory and print an inventory list. So far I have not located such a program in these publications or in *Linn's Stamp News*.

If any of your readers know of a source for such programs, I would appreciate a letter telling where they can be obtained. My address is 1410 Shelby Parkway, 33904-5761.

Arthur H. West
Cape Coral, FL

Editor:

I would like a program that would figure interest on U.S. savings bonds from year 1970 to current and be able to update it each year. The bonds have a variable rate which

makes it more of a challenge. I haven't been able to find anything on this in any of the computer books or magazines. Any assistance would be greatly appreciated. The bonds are EE Series from \$25 to \$1000.

Ronald Huntzinger
Wilkes-Barre, PA

Editor's Note: We suggest you look at *Lil' Ole Interest Monitor* in the Sept. 1984, Page 51, issue of THE RAINBOW.

Editor:

How can I make a simple CoCo dialer to use with my modem?

Will someone publish the plans in THE RAINBOW or do I have to buy them?

Tom Mills
Chicago, IL

Editor's Note: See *An Automatic Phone Dialer for Radio Shack's Modem II* in Nov. 1983 RAINBOW, Page 53.

PEN PAL SERVICE

Editor:

I first would like to congratulate your magazine. I can remember when it was just a newsletter! And now look at it!

The reason I am sending this letter is about Micro-Zone Pen Pal service. Pen Pal is a service where people send letters to us and they are forwarded around the world to other users and back again. If the readers

would like more information, please send a SASE. We are also forming a computer club.

Write to: Micro-Zone Computers, 7931 N.W. 35 Ct., Apt. 3, 33065.

Jon Jacobs
Coral Springs, FL

CLUBS, CLUBS, CLUBS

Editor:


The CoCo'Phile Society of Syracuse is a Color Computer User Group in Syracuse. We meet at the Data'Phile, 207 Melrose Ave., North Syracuse every third Saturday of the month at 8 p.m. For more information, please contact Tim Ashley at (315) 463-6477 or Dan Button at (315) 422-9531 or 672-3694.

Dan Button
Camillus, NY

Editor:

I have formed the CoCo SIG, a special interest group of the Jefferson State Computer Users Group (formerly Jackson Amateur Computer Society) in Medford, Ore. We meet on the first Friday of each month. The main group puts out an eight-page newsletter each month. If you would like more information or would like to receive our newsletter, contact me at 2847 LaMirada, 97504, or call (503) 779-4618.

Andy Dater
Medford, OR



**The Best Selling Program for Young Children
Now Available for: TRS-80 Color Computer-
16K disk or cassette and TRS-80 Models
I/III-32K disk or 16K cassette**

Nine fun educational games for children ages 2½ to 6

Springboard Software, Inc.
(formerly Counterpoint Software, Inc.)
7807 CreekrIDGE Cr.
Minneapolis, MN 55435

Phone Orders: 800-328-1223
Minnesota: 612-944-3912

Educators Endorse: "Early Games can help children learn new concepts, information and skills, and also introduces them to the joys and benefits of home computers."

Peter Clark, Faculty
Institute of Child Development
University of Minnesota

No adult supervision required. The Picture Menu gives children control. They can:

- Match Numbers
- Match Letters
- Count Colorful Blocks
- Learn the Alphabet
- Add Stacks of Blocks
- Spell their Names
- Subtract Stacks of Blocks
- Compare Shapes
- Draw and Save Colorful Pictures

**All
nine games
for \$29.95**

Yes!

Please rush me Early Games for Young Children

Circle one:
Model I Disk Color Computer Disk Model I/III Cassette
Model III Disk Color Computer Cassette

Name _____

Address _____

City _____ State _____ Zip _____

My check for \$29.95 is enclosed (Minnesota residents add 6% sales tax).

Charge to VISA Charge to Mastercard

Acct. No. _____ Expiration Date _____

Color Power IITM

Expands Your CoCo to CP/M® 2.2

```
01          * * * COLOR POWER II FEATURES * * *
02
03
04 INCLUDES CP/M 2.2 WHICH ALLOWS YOU TO RUN THOUSANDS OF CP/M PROGRAMS
05
06 GENERATES HIGH QUALITY 80 COLUMN BY 24 LINE DISPLAY AS IN THIS REAL PHOTO
07 WITH UPPER and lower case characters on your composite video monitor,
08 INSTRUCTIONS INCLUDED ON USING MOTOROLA 5845 DIRECTLY FROM YOUR CoCo
09
10 INCLUDES SEPARATE POWER SUPPLY (HELPS KEEP YOUR CoCo COOL)
11
12 INCLUDES POWERFUL FOUR MHZ Z-80A MICROPROCESSOR
13
14 SUPPORTS DOUBLE-DENSITY DISK FORMATS FOR MAXIMUM STORAGE CAPACITY
15
16 ABSOLUTELY NO 64K CoCo OR CoCo II HARDWARE MODIFICATIONS NEEDED
17
18 OPTIONAL Ultra Term + by Double Density Software: ALLOWS
19 YOUR CoCo TO OPERATE AS AN 80 COLUMN BY 24 LINE COMMUNICATIONS TERMINAL
20
21 POPULAR CP/M SOFTWARE AVAILABLE
22
0000000000111111112222222222333333333344444444445555555555666666666677777777778
1234567890123456789012345678901234567890123456789012345678901234567890
```

Plug Color Power II into the expansion port of your 64K CoCo or CoCo 2, plug your disk controller into Color Power II, and insert our disk into your drive. You are now ready to run thousands of CP/M programs such as WordStar®, MailMerge®, SpellStar®, and StarIndex™ and to run Ultra Term + to create an 80 column by 24 line terminal.

Your CoCo is now a CP/M compatible computer that includes CP/M 2.2 and generates an 80 column by 24 line display on your 80 column monitor with upper and lower case characters.

Introductory Prices:

Color Power II (includes CP/M 2.2)	\$329.00
Add Ultra Term +	\$ 55.00
Color Power II plus WordStar® & MailMerge®	\$498.00
Add SpellStar® and StarIndex™ for only	\$ 79.00

Call or send check, money order, Visa or MasterCard number with expiration date to the address below. N.J. residents add 6% sales tax.



Color Power Unlimited, Inc.

1260 Springfield Ave., P.O. Box 606-F, New Providence, N.J. 07974 (201) 665-9646

NEW SOFTWARE PACKAGES
Two new disk utilities for The Color Computer

Free Book worth \$14.95 with each order. See offer below!

DMAGIC

Several menu driven aids to keep your disks clean & tidy

- Copy, load, rename and delete files as you step thru the disk directory with single keystroke commands. No more frustrating file name spelling errors!
- Page feature displays 26 directory files at a time. No more dir "fly-by."
- Sort directory and store on disk in alphabetical order.
- Find machine language start/end/execution addresses.
- For single or multiple drives.
- R.S. color DOS—16k minimum required.
- Supplied on disk—**\$19.95**

PRO-LOC

Control access to sensitive programs and files.


- The PRO-LOC loader allows programs to be saved to disk in a password protection mode. The program will not load or run unless proper password supplied.
- Data and text files can also be "locked" with PRO-LOC.
- Easy to use—menu driven commands.
- R.S. color DOS with 16k minimum required.
- Supplied on disk—**\$19.95.**

FREE with each order—
THE POWER OF THE TRS-80 COLOR COMPUTER. This illustrated book is compiled with 29 **NEW** programs for fun and education. A guide to programming the full range of color computer capabilities, it helps users write intelligent and well thought out programs. **Regular price \$14.95.**

We accept Master Card, VISA, check or money order.

Original color computer software wanted. High royalties paid.

Please send me:

___ DMAGIC @ \$19.95  ___

___ PRO-LOC @ \$19.95 ___

Add 5% sales tax if a resident of Massachusetts

TOTAL _____

NAME _____

ADDRESS _____

CREDIT CARD _____

CREDIT CARD NUMBER _____

EXPIRATION DATE _____

DORISON HOUSE PUBLISHERS, INC.
824 Park Square Building
Boston, Massachusetts 02116

Editor:

The North Atlanta Color Computer Club is in Atlanta. We meet on the fourth Tuesday at the Tucker-Federal Northlake Mall. Call Chips Inc., 457-2447 for more information or call me at 396-5395. The "old" Smerna CoCo Club is being incorporated. Both clubs are now putting out newsletters. Don't forget about the CoCo Board BBS at 378-4410.

*David Gresch
Dunwoody, GA*

Editor:

I would like to announce the formation of a CoCo club in the Dranesville District area of Virginia and also the outlying Reston area. This club would be an assembly of interested teens meeting to share interests and their advice with one another. The club would meet at willing members' houses every two weeks. Two of our first members are also planning to run BBS's in the not too distant future. We would like to share our own BASIC and machine language programs, if possible. For more information, call Craig McCormick (703) 281-9352, 9431 Shouse Drive, 22180.

*Craig McCormick
Vienna, VA*

Editor:

Anyone interested in joining an international MC-10 club can send a SASE for details.

Also, I am running 64K with version 1.1 disk. My ham call is VE3GGR and I am involved in all phases of ham radio including Digital Amateur Radio, SSTV, RTTY, voice, CW, etc. My address is Box 2771, POA 1KO.

*L. Stephen Coker
Huntsville, Ontario*

GROWERS SEEK NETWORK

Editor:

In the August issue of RAINBOW was a letter from grain farmer Dennis Rogers of Ashton, Idaho, inquiring as to the whereabouts of a program for grain farming.

Well, I am an Idaho farmer also and use the Color Computer in my farming operation. I know there must be many more out there who farm and also read RAINBOW. I would like to see a clearing house started for those involved in agriculture — someplace where we could share our programs with other farmers.

The one drawback I can see about the Color Computer is the relative absence of professional agriculture-related software. Farmers, let's hear from you. I would be willing to get the ball rolling. I have a couple of agriculture related programs I have written for my operation and I would be willing to share them, or trade for some of yours. Even if you have no self-written programs, let's hear from you anyway! My address is Rt. #1, Box 4133, 83301.

Also, thanks to RAINBOW for the best CoCo magazine available!

*Kelly Klaas
Twin Falls, ID*

BULLETIN BOARD SYSTEMS

Editor:

I would like to announce my BBS in Joplin. It is run on a CoCo computer but open to everyone. The system is on seven days a week from 7 a.m.-12:30 a.m. Call (417) 781-4020.

I would also like to thank you for the best CoCo magazine around. I read RAINBOW from cover to cover every month.

*David Morgan
Joplin, MO*

Editor:

Colorama BBS of Yonkers is now in operation. Downloads, uploads, boutique, want ads, etc., 24 hours. (9114) 965-7600.

*Fred Siudym (SYSOP)
Yonkers, NY*

Editor:

I would like to announce the operation of a TRS-80 Color Computer BBS, a modified version of the Silicon Rainbow Products board. Readers may call the BBS anytime 24 hours a day. The number is (209) 835-6496.

*Dennis Neatherland
Tracy, CA*

THE EVANSVILLE CONNECTION

Editor:

I would like to announce a new BBS has started in the Evansville, Ind. area. The Evansville Connection is on-line Saturdays and Sundays from 9 a.m. to 9 p.m. It features E-Mail, download of CoCo programs, graphics, and news of interest to all CoCo users. The number to call is (812) 476-9453.

*Brad Callahan
Evansville, IN*

Editor:

Once again we have an announcement about our bulletin board. This time it includes an address change plus many upgrades to the system. Your readers have been the greatest with support of the system sending us uploads for others to share all the time. Some of these being of commercial quality. With the overwhelming selection of downloads and uploads we have gone to a three double-sided, 40-track disk drive system so all this can be made available to all users. Our new address is Westchester BBS, 440-54 North Broadway, 10701.

We are planning a second BBS in the Manhattan area of N.Y., within the next few weeks. The number for the second board will be listed on the BBS in Westchester (914) 965-2355 when we are up and running.

Many thanks for all the help from a great magazine that truly is looking out for the CoCo user and all those who are also helping them out.

*Bill Grasp
Yonkers, NY*

Editor:

Our three BBS's in St. Joseph, Mo. are on 24 hours. The phone number is (816) 232-4932.

*Rick Drozd
St. Joseph, MO*



Heat Up Your COCO With J&M'S Hot Disk Controller

Upgrade your COCO by adding JDOS advanced disk operating system, top quality disk drive, and VIP-Writer*, a powerful word processor.

J&M Systems offers this package for a remarkably low price that gives you a plug-compatible disk drive for both the original COCO and the COCO-2.

Gold contacts assure reliability, built-in digital phase locked loop means NO adjustments, and disc operations are supported by JDOS. The controller also supports RS DOS, FLEX*, and OS/9*.

JDOS implements all RS DOS Basic commands, plus many more, including Auto line numbering, DOS to boot OS/9, and RUNM to load and run machine language programs.

You may also choose to format disks 40 track (single or double side) as well as 35 track RS compatible. Up and Down arrow keys support scrolling: a feature everyone wants!

VIP-Writer, gold-edged JFD DISK CONTROLLER card, JDOS in ROM, complete drive, cable, and Manuals: all for only \$379.

J&M SYSTEMS:

The Driving Force For Your Color Computer!

*VIP-Writer is a registered trademark of Soft Law

*FLEX is a registered trademark of Technical Systems Consultants, Inc.

*OS/9 is a registered trademark of Microware, Inc.

To Order Fill Out This Coupon or Call 505/265-1501

_____ I'd like more information on these products:

_____ PLEASE SEND ME: A top-quality complete SSDD 180K disk drive with cable, a gold-edged JFD Disk Controller card (JDOS in ROM), VIP-WRITER word processing program, and manuals all for only \$379.

Name _____

Address _____

City/State/Zip _____

_____ I WANT TO USE VISA® OR MASTERCARD®

Card # _____ Exp. Date _____

Signature _____

_____ Enclosed is my check or money order.



137 UTAH NE • ALBUQUERQUE, N.M. 87108 • 505/265-1501



I am going to break one of our rules this month. Historically, I have felt it improper — or inappropriate — for THE RAINBOW to comment editorially in any way on our own competition.

I made this rule for a reason. First of all, we have always had competition in some measure and I just believed that it would not be “right” for us to use our own editorial pages to say things about the state of the market.

Second of all, we as publishers of a magazine, always make a lot of subjective decisions; not the least of which is in our reviews. We spend a great deal of time on reviews — wishing them to be as accurate as possible. We also want them to be impartial and objective and, in some way, I have always felt, in order to ensure that, we should avoid taking a partisan stance in any way.

The way this goes is to say that if we are partisan in one area, what keeps us from being partisan in others? I spent more than a decade in the news business with a newspaper in Birmingham, Ala., and with United Press International. The one thing we were told in all of these situations was that journalism and advocacy do not mix.

Certainly, newspapers have editorial pages, where they express opinions. And, it might easily be argued, this column is — in a way — an editorial page. But, frankly, I have always felt you would rather read about things here other than the magazine business. Particularly from our perspective.

I have departed from this “rule” twice. Once when another magazine decided to cut out THE RAINBOW Seal of Certification from any advertisements appearing in it and the other when a competitor folded. In the first case, I was concerned that someone viewed the Seal as a publicity ploy by THE RAINBOW, especially since no other CoCo (or computer) magazine banned the Seal from its pages. In the second instance, we were getting a lot of questions about the status of another competing magazine that went out of business and I felt it was our “duty” to, at least, inform as many people as we could that this was the case. To my knowledge, no formal announcement was ever made by that magazine.

So, perhaps, history repeats. By now, many of you may be aware that *The Color Computer Magazine* is terminating publication with its October issue. It is my understanding that subscribers to that publication will receive notice of its demise and be offered a subscription to a non-CoCo specific computer magazine in its place. Don’t hold me to the latter information, though.

In a way, we feel sad to see *The Color Computer Magazine* leave the field. It was an intensely competitive journal — in the editorial, subscription acquisition and advertising sales fields. Kerry Leichtman, its editor-in-chief, was interested in the Color Computer and succeeded, I think, in putting out a publication of professional quality.

So, the CoCo World is evolving. An important aspect of all this is the impact which the existence of several CoCo publications has had on the market. My feeling, expressed many times in private, is that I believe it hurt the market more than it helped.

I recall when *The Color Computer Magazine* and another competitor, *Hot CoCo*, first began publishing. All of a sudden, advertisers were telling me that now they had a way to go after even more sales. Readers were saying that they had the opportunity for even more information. It did look beneficial to everyone.

That turned out not to be so. Readers found out they were spending an inordinate amount of money on magazines — money which could have been used for other purchases. Advertisers, by and large, discovered that the added sales they gained were miniscule compared to added costs. And they had to recover that added advertising cost somehow — and, of course, it came from you.

From the day THE RAINBOW began as a two-page newsletter, I have always believed we need to serve the reader first. But, as some fierce and well-funded competition developed, we spent some money on things we otherwise need not have — such as subscription promotions. These promotional costs were reflected in increased cost for subscriptions.

Telewriter-64™

the Color Computer Word Processor

- 3 display formats: 51/64/85 columns × 24 lines
- True lower case characters
- User-friendly full-screen editor
- Right justification
- Easy hyphenation
- Drives any printer
- Embedded format and control codes
- Runs in 16K, 32K, or 64K
- Menu-driven disk and cassette I/O
- No hardware modifications required

THE ORIGINAL

Simply stated, Telewriter is the most powerful word processor you can buy for the TRS-80 Color Computer. The original Telewriter has received rave reviews in every major Color Computer and TRS-80 magazine, as well as enthusiastic praise from thousands of satisfied owners. And rightly so.

The standard Color Computer display of 32 characters by 16 lines without lower case is simply inadequate for serious word processing. The checkerboard letters and tiny lines give you no feel for how your writing looks or reads. Telewriter gives the Color Computer a 51 column by 24 line screen display with *true lower case characters*. So a Telewriter screen looks like a printed page, with a good chunk of text on screen at one time. In fact, more on screen text than you'd get with Apple II, Atari, TI, Vic or TRS-80 Model III.

On top of that, the sophisticated Telewriter full-screen editor is so simple to use, it makes writing fun. With single-letter mnemonic commands, and menu-driven I/O and formatting, Telewriter surpasses all others for user friendliness and pure power.

Telewriter's chain printing feature means that the size of your text is never limited by the amount of memory you have, and Telewriter's advanced cassette handler gives you a powerful word processor without the major additional cost of a disk.

...one of the best programs for the Color Computer I have seen...

— Color Computer News, Jan. 1982

TELEWRITER-64

But now we've added more power to Telewriter. Not just bells and whistles, but major features that give you total control over your writing. We call this new supercharged version Telewriter-64. For two reasons.

64K COMPATIBLE

Telewriter-64 runs fully in any Color Computer — 16K, 32K, or 64K, with or without Extended Basic, with disk or cassette or both. It automatically configures itself to take optimum advantage of all available memory. That means that when you upgrade your memory, the Telewriter-64 text buffer grows accordingly. In a 64K cassette based system, for example, you get about 40K of memory to store text. So you don't need disk or FLEX to put all your 64K to work immediately.

64 COLUMNS (AND 85!)

Besides the original 51 column screen, Telewriter-64 now gives you 2 additional high-density displays: 64 × 24 and 85 × 24!! Both high density modes provide all the standard Telewriter editing capabilities, and you can switch instantly to any of the 3 formats with a single control key command.

The 51 × 24 display is clear and crisp on the screen. The two high density modes are more crowded and less easily readable, but they are perfect for showing you the exact layout of your printed page, *all on the screen at one time*. Compare this with cumbersome "windows" that show you only fragments at a time and don't even allow editing.

RIGHT JUSTIFICATION & HYPHENATION

One outstanding advantage of the full-width screen display is that you can now set the screen width to match the width of your printed page, so that "what you see is what you get." This makes exact alignment of columns possible and it makes hyphenation simple.

Since short lines are the reason for the large spaces often found in standard right justified text, and since hyphenation is the most effective way to eliminate short lines, Telewriter-64 can now promise you some of the best looking right justification you can get on the Color Computer.

FEATURES & SPECIFICATIONS:

Printing and formatting: Drives any printer (LPV7/VIII, DMP-100/200, Epson, Okidata, Centronics, NEC, C. Itoh, Smith-Corona, Terminus, etc).

Embedded control codes give full dynamic access to intelligent printer features like: underlining, subscript, superscript, variable font and type size, dot-graphics, etc.

Dynamic (embedded) format controls for: top, bottom, and left margins; line length, lines per page, line spacing, new page, change page numbering, conditional new page, enable/disable justification.

Menu-driven control of these parameters, as well as: pause at page bottom, page numbering, baud rate (so you can run your printer at top speed), and Epson font. "Typewriter" feature sends typed lines directly to your printer, and Direct mode sends control codes right from the keyboard. Special Epson driver simplifies use with MX-80.

Supports single and multi-line headers and automatic centering. Print or save all or any section of the text buffer. Chain print any number of files from cassette or disk.

File and I/O Features: ASCII format files — create and edit BASIC, Assembly, Pascal, and C programs, Smart Terminal files (for uploading or downloading), even text files from other word processors. Compatible with spelling checkers (like Spell 'n Fix).

Cassette verify command for sure saves. Cassette auto-retry means you type a load command only once no matter where you are in the tape.

Read in, save, partial save, and append files with disk and/or cassette. For disk: print directory with free space to screen or printer, kill and rename files, set default drive. Easily customized to the number of drives in the system.

Editing features: Fast, full-screen editor with wordwrap, block copy, block move, block delete, line delete, global search and replace (or delete), wild card search, fast auto-repeat cursor, fast scrolling, cursor up, down, right, left, begin line, end line, top of text, bottom of text; page forward, page backward, align text, tabs, choice of buff or green background, complete error protection, line counter, word counter, space left, current file name, default drive in effect, set line length on screen.

Insert or delete text anywhere on the screen without changing "modes." This fast "free-form" editor provides maximum ease of use. Everything you do appears immediately on the screen in front of you. Commands require only a single key or a single key plus CLEAR.

...truly a state of the art word processor...
outstanding in every respect.

— The RAINBOW, Jan. 1982

PROFESSIONAL WORD PROCESSING

You can no longer afford to be without the power and efficiency word processing brings to everything you write. The TRS-80 Color Computer is the lowest priced micro with the capability for serious word processing. And only Telewriter-64 fully unleashes that capability.

Telewriter-64 costs \$49.95 on cassette, \$59.95 on disk, and comes complete with over 70 pages of well-written documentation. (The step-by-step tutorial will have your writing with Telewriter-64 in a matter of minutes.)

To order, send check or money order to:

Cognitec
704 Nob Street
Del Mar, CA 92014

Or check your local software store. If you have questions, or would like to order by Visa or Mastercard, call us at (619) 755-1258 (weekdays, 8AM-4PM PST). Dealer inquiries invited.

(Add \$2 for shipping. Californians add 6% state tax. Allow 2 weeks for personal checks. Send self-addressed stamped envelope for Telewriter reviews from CCN, RAINBOW, 80-Micro, 80-U.S. Telewriter owners: send SASE or call for information on upgrading to Telewriter-64. Telewriter-compatible spelling checker (Spell 'n Fix) and Smart Terminal program (Colorcom/E) also available. Call or write for more information.)

Apple II is a trademark of Apple Computer, Inc.; Atari is a trademark of Atari, Inc.; TRS-80 is a trademark of Tandy Corp; MX-80 is a trademark of Epson America, Inc.



RETIRE EARLY? WHY NOT!

HOW? PRACTICE THRIFT AND PLAN WISELY. THE THRIFT IS UP TO YOU, BUT FOR PLANNING . . .

YOU NEED THE RETIREMENT PLANNING MODEL



ABOUT RETIREMENT PLANNING

By the year 2010, today's \$8800 auto will cost \$40,000 if inflation averages 6%. Inflation makes retirement planning essential. Proper retirement planning requires a complex year-by-year analysis which must consider these factors:

- * Your investment program
- * Tax-deferred savings
- * Social Security
- * Inflation
- * Pension
- * Taxes

START NOW

Start your planning now. Try different retirement ages and vary your investment program goals. The objective is to develop a plan for early retirement which eases doubt regarding your future financial security.

WHAT THE MODEL DOES

First, the model helps you organize your present assets. The model then projects these assets, along with estimated pension and social security, to the retirement age you select. Based on this projection, a detailed cash flow analysis is conducted for each year of your retirement.

The factors listed above are considered in all calculations. Each analysis stops when your funds deplete or when the analysis carries to the age of 100. The model is designed for "what if" analysis and optional printer output.

AN-ESSENTIAL TOOL FOR COMPREHENSIVE
RETIREMENT PLANNING

FULLY DOCUMENTED

ABOUT THE AUTHOR

From the author of "Real Estate Investment," "Bond Analysis," "Owner Financed Real Estate" and "Homeowner Selling Analysis" as featured by Petrocci Freelance Associates.

REQUIRES 16K EXTENDED
COLOR BASIC

ILL. RESIDENTS ADD
8% SALES TAX

SEE RAINBOW REVIEW
JULY 1984

"...RPM does exactly what it
says it will do in fine style."

TAPE \$34.95
DISK \$39.95

A&P SOFTWARE
P.O. Box 202
Glenview, IL
60025



Certainly, some will argue that competition has made us a better publication, and, in a number of cases that is, indeed, so. But I would like to believe that we would have done the same *reader-oriented* things anyway. After all, we began typesetting THE RAINBOW when there was no competitive compulsion to do so; we instituted a "slick" format because we felt the CoCo deserved it; we added color, increased the number of pages and came up with unique ideas simply because we wanted to. And, we'll keep on doing so with or without competition.

What is the "bottom line" on all of this, as the business people say?

First of all, it means we probably will be able to cut back on the price increase we have been looking at for subscriptions at the end of the year. We will still probably have a slight increase — simply because the cost of paper and postage keeps going up — but, by eliminating some of the non-reader-oriented things we have had to do, we will be able to operate a little more economically. And we can pass that savings on to you.

Second, it means we will most likely be able to hold the line on advertising rate increases for a while. This may not seem important, but it is. Paul Searby of Computerware, for example, has often voiced the problem of the high cost of bringing a product to market — and that certainly includes cost of advertising. This means more affordable software because it reduces a software company's expenses.

It also means more companies have a chance to *get into* the business in the first place. We started THE RAINBOW on a \$2.50 investment (excluding our CoCo, which we already had) and we've always tried to encourage new businesses in our market. Holding the line on ad costs simply makes it possible for access to our advertising to be more affordable. Honestly, I am proud of the many companies which started with THE RAINBOW and have built themselves into nice businesses through our advertising.

I am not trying to say that the demise of a single magazine means a whole new world is waiting out there, but I do think this development is reflective of several significant changes that are taking place. For those in the publishing business, it is always disturbing when a publication dies — even if that publication was a competitor. To Kerry and others associated with *The Color Computer Magazine* go our best wishes and hopes for success in the future. They produced a good magazine and should be proud of their efforts.

Don't let me forget about RAINBOWfest! The first show of our new season is coming up Sept. 28-30 in Princeton, N.J. There is, of course, a ticket order form in this issue.

RAINBOWfest-Princeton looks like it is going to be an outstanding show and we sure want you to come. We have a special discount fare from our official airline, United, and a special discount rate from our official car rental agency, National. An added bonus: Since it is so close to my birthday, we're serving cake on Friday night to everyone who attends. There are a couple of things we have up our sleeve. I think this is one show you really won't want to miss!

Please come to RAINBOWfest. It will be nice to see everyone again. And, you Easterners, remember that the Midwest took the show attendance "record" away from you last spring. Now, you can get it back.

By way of finally, I also wrote last month about our plans to publish several new books in the coming months. They will be marketed under the general heading of *The Rainbow Bookshelf*, although they will still be called *Rainbow Books*. You'll be seeing *The Rainbow Bookshelf* logo in the coming months.

— Lonnie Falk

Saguaro Software

Kidstuf

Picture, Letter, or Number Association. Play an old-time tune with correct answer (7 songs), buzzes when wrong & waits for correct choice. 8 screens.

Tape - \$19.95

Disk - \$24.95

**Amdex Color I Plus
Color Monitor
\$299**

Video Driver - \$20 W/Purchase



**Amdisk 3
Amdek Dual 3" Disk Drive**

New Low Price

\$450

Includes 2 Diskettes
And 2 Drive Cables
(One Amdek, One 5 1/4")

First Box Of Diskettes - \$45.00 (Reg. \$55)
R.S. Controller - \$135 With Amdisk 3

GAMES

PRICKLY-PEAR	
*Travelin' Toad	32K 18.75
*Ockywocky	32K 18.75
*Light Runner	18.75
*Jumbo Jet	18.75
*Color Disk Trivia	22.75
*Question Disk	14.75
*With Color Trivia	7.50
Adventure in Wonderland	32K 18.75
Decipher	18.75
ERLAND	32K 18.75
Flight	14.75
Football	14.75
Gangbusters	14.75
Great Word Game	14.75
Monsters & Magic	32K 14.75
Naked Gamer	16.75
Teeeeoff	18.75
Viking!	14.75

TOM MIX

*World of Flight	32K 23.75
*Chambers	32K 19.75
*Warehouse Mutants	19.75
*Draconian	32K 21.75
*Quix	32K 19.75
*Elec * Tron	19.75
Junior's Revenge	32K 22.75
Space Shuttle	32K 22.75
SR-71	32K 22.75

PFA

* Guillotine	7.75
* Flasher	14.75
Dunk-a-Duck	Tape 14.75
Inspector Clueseau	14.75
Patti Pak	16.75
Stagecoach	14.75
TYCOON	Tape-32K 14.75

SUGAR

Flying Tigers	16K 19.75
Syntax Stories	8.75
Silly Syntax	16.75

SAGUARO

Ultimate Bingo - Jackpot	19.95
Confusion	19.95
3" Diskettes	10 for \$55
Paper - 3,000 Sheets	32.75
Blank C-15 Tapes	.75
100% Tested Disk SSD5 1/2"	Box of 10 \$20
	10 Year Guarantee
R.S. Disk Manual	\$17

* Denotes New Programs

EDUCATION

PRICKLY PEAR

Music Reader	26.75
Phonics 1 or 2 (tape only)	18.75
Prereader 1, 2 & 3	18.75

PFA

*Alphabet	8.75
Chalkboard Math	15.75
Ed. Pack 123's, ABC's, Big-Bigger Biggest, Shapes	18.75

SUGAR

Bible Stories	21.75
Great U.S.A.	15.75
Prereader	15.75
Presidents of the U.S.	16K 19.75

APPLICATIONS

PRICKLY PEAR

Family Income Organizer (disk)	22.75
*Colorcal	18.75
Satellite Tracker	59.75
Super Astrology	32K 18.75

PFA

*Family	11.75
*Little Leaguer	32K 18.75
Stock Manager	31.75
Super Bowling Secretary	32K 19.75
Hurricane Tracker	11.75
Stress Evaluator	18.75

SUGAR

Radio System	23.75
Co-Co Calligrapher	32K 19.75

UTILITY

Filmaster	23.75
-----------	-------

PRICKLY PEAR

Clone Master	Tape-32K 29.75
Color Kit	26.75
Tape Omni Clone (tape)	22.75
Super Scroll	64K 18.75
Rom Free	64K 18.75
Modern Master	16K 18.75

PFA

*Text Master Graphics	32K 11.95
Super Disk Utility (disk)	35.75
*Master Graphics Tool Kit	32K 29.75

SAGUARO

Move-it!	15.95
----------	-------

SUGAR

Auto Run	15.75	Tim's	20.75
Semigraf	32K 15.75	Tim's Mail	15.75
Screen Machine			23.75
Super Screen Machine			35.75

NEW FROM SAGUARO SOFTWARE

OTHXO

Othello® machine language game for the 16K Co-Co. 2 modes of play - you against a friend or you against the computer. When playing the computer, it will play hard or easy. In either, you had better think hard! Object of the game is to change the opponent's spots to yours by placing your marker at the end of a row started by your marker. Not as easy as it sounds! Tape or disk, \$24.95. Amdek, \$29.95.

Do Or Die!

The year is 4001 A.D. You are a cargo trucker delivering a load in the Dorian star system. Your mission is to get back to your home planet of Irat, alive. Can you survive the journey? Tape or disk - \$24.95. Amdek - \$29.95.

Treasure Hunt

A graphics text adventure. You walk with our graphics character through desert, mountains and city to seek the elusive treasure of gold. Super graphics with a person who walks with you at each turn. 64K. Tape-\$24.95, Disk-\$29.95.

Co-Co Receivables

Keep track of all those accounts with current list of accounts, statement printing, last activity date, and current month's transactions, debits & credits. Disk storage of data. 32K disk. \$29.95.

Co-Co Keno

Bring Las Vegas' Keno game home with Co-Co Keno. Bet \$1, \$3 or \$5 & mark off 1 to 15 spots...can you beat the odds & win \$50,000? 16K high resolution screen. Keno chart print included. Tape-\$24.95, Disk-\$29.95. Amdek-\$34.95.

Loveless Manor

Trapped in a bedroom by your evil aunt, you've admired Queen Cinderella's castle in the distance...and you've just discovered she's a distant cousin. Can you escape to her protection? 32K. Great Word Adventure. Tape-\$19.95, Disk-\$24.95, Amdek-\$29.95.

Add \$3.00 For Disk, \$6.00 For Amdisk



Arizona Residents Add 7% Tax • Add \$1.00 Per Program For Shipping (\$4.00 Maximum) - Dealer Inquiries Welcome • Some Quantities Limited • Ask About Royalties

7331 E. Beverly - Tucson, AZ 85710 • 1-800-223-5369, Ext. 260 • Monday-Friday, 8AM-5PM MST



REAL TIME CLOCK

RTC-10

Full featured, yet very easy to use. RTC-10 is a quartz-based. Time/Date clock contained in a compact ROM case. RTC-10 makes it simple to access the time and date with just a few Basic PEEKS. A 2-year + replaceable battery (included) keeps time accurate when the computer is off and even when the cartridge is unplugged.



ONLY \$89.00

Compatible with any 16K or greater. Extended or non-extended Color Computer. RTC-10 may be used with or without a Radio Shack or any other Multi-Slot unit. To use it with a disk, without a Multi-Slot, order the Y-cable below.

Completely assembled, tested and ready to plug-in and use, with programs included for clock setting and for continuously displaying the Time/Date in the upper right corner of the video screen. ONLY.....\$89.00

COCO CABLES

Top quality cable and connectors with all gold plated contacts.....

Y-CABLE- 40 conductor, 1 ft. long, 1 Male, 2 Females. Allows you to connect your disk controller pack and the RTC-10 Clock or most voice synthesizers, etc. ONLY.....\$29.95

DISK PACK EXTENDER CABLE- 40 Conductor, 2 ft. long, 1 Male, 1 Female. Lets you place your disk controller pack where you want it, out of your way. ONLY.....\$22.95

CUSTOM FLAT CABLES- Call-in or send us your requirement. We will quote a reasonable price for the cable you need.

Custom Computer Products
6 Dogwood Court
Goshen, NY 10924
(914) 469-9780

ccp

ADD \$3.00 PER ORDER FOR SHIPPING & HANDLING FOR C.O.D.. INCLUDE AN ADDITIONAL \$3.00 NY RESIDENTS MUST INCLUDE SALES TAX.

BUILDING OCTOBER'S RAINBOW

Everyone Wants More RAM . . .
All Of Us Want More Programs . . .
It's A Matter Of Give And Take . . .

"Memory is getting cheap," says Dale Puckett in this month's installment of his "KISSable OS-9" column, adding that "64K is not enough." Obviously, the technological promise is for more and more memory in smaller and smaller packages. While that forecast carries with it the prospect of higher resolution, more features and sundry other extras, I'd have to argue that increased memory has its expensive side, too.

You see, the longer that program listings get, the more space they take up in THE RAINBOW and, thus, we have fewer pages left for other articles. While THE RAINBOW's phenomenal growth has helped offset the effects of longer listings, we have begun to feel the squeeze. The submissions just keep getting longer. I suppose that most writers have had their machines awhile and have elected to upgrade to more memory, and, once having done that, it's difficult to resist the temptation to use all available memory in programs under development.

Now, I'm not suggesting we go back to 4K, nor am I preaching about efficiency in programming. It's just that I'm in a quandary as to how our magazine should evolve. We feel a strong commitment to publishing all listings, in their entirety. But, if the longest are the best — and you're unlikely to do in 16K what you can in 32K — the direction this leads us in is toward fewer articles and longer listings. In our recent Adventure contest, for instance, we've received games that keep accessing the disk as the game progresses — and some fill an entire disk and would take an entire issue of THE RAINBOW to print! At what price excellence?

Few would argue the point that the longer our listings are, the less likely people are to type them in. Thus, as we continue our commitment to publish all listings, the result is that increasing blocks of pages are being used by fewer and fewer people — percentage-wise, at least. A peculiar situation when you think about it: programs are the meat of THE RAINBOW, yet could we have too much meat? It would appear so. As good as the longer listings are, we could run two or three short articles with programs in the space devoted to some of the longest listings — and, after all, many readers have 16K systems and can't use the "biggies" anyway. What to do?

Run just the shorter programs? How can we if the longer listings are the best? Print just the articles and direct readers to our RAINBOW ON TAPE service? RAINBOW ON TAPE is a valuable adjunct, but we're a magazine first. There is much to be learned from scanning a listing, even if you don't type it in; that's the best way to learn BASIC programming. Bar code? No, we use it in a sister publication, but it takes up more space than a BASIC listing — and only your computer can read it! Soundsheets? Too expensive. Print listings three columns per page instead of two? Maybe we should. Maybe we must. What do you think?

Clearly, we must rely increasingly on THE RAINBOW's program evaluation process, which is already an intensive, time-consuming editorial activity. Longer programs? Absolutely, if they are worth the room they take up and appeal to a large segment of our readers. But, mainly, we'll be striving for a delicate balance, a mix. We'll also encourage writers to weigh the "expense" of a long program when maybe a shorter version would do almost as well. And, we'll remind our writers that they were beginners once, too, and didn't they enjoy those "program quickies" that could be typed in only a few minutes. You see, more memory has its expensive side, too.

If you share my concern for cutting expenses, here's the worn but worthy tip I usually close with: subscribe to THE RAINBOW and save; we'll send you about 128K in programs every month — more K at less price!

— Jim Reed

Graduate With DEFT Pascal



As a result of the programming language requirement of the Advanced Placement (AP) Tests, Pascal has become the standard language used in High Schools and Colleges today. On the Color Computer, DEFT Pascal is the standard.

DEFT Bench \$49.95

DEFT Edit

Full screen editor

DEFT Linker

(see DEFT Pascal)

DEFT Lib

create and maintain
program object libraries

DEFT Debugger

debug Pascal machine
programs **symbolically**

DEFT Macro/6809

supports entire 6809
instruction set,
lets you define your own
instructions

DEFT Pascal \$79.95

DEFT Pascal Compiler

complete Pascal language,
generates machine
language object

DEFT Linker

combines multiple program
objects into one binary
program

DEFT Pascal Workbench \$119.95 (DEFT Pascal And DEFT Bench Together)

All DEFT software and programs developed with DEFT software are BASIC ROM independent and use all of the memory in your Color Computer without OS-9. All you need is DEFT software and a TRS-80 Color Computer with Extended Disk BASIC, at least 32K of RAM and One Disk Drive. Software licensing arrangements are available for schools. Dealer inquiries welcome.

For Product Questions Call
1-301-253-1300

For Credit Card Orders Call Toll Free 24Hrs
1-800-368-3238 Operator 8
In Virginia

1-800-542-2224 Operator 8

DEFT Products are also available through these fine
dealers:
THE PROGRAM STORE
computer plus
OELKER Electronics
OWL-Ware
Follett Library Book Co.
DATAMAN International
Spectrum Projects
CINISOFT

DEFTTM
SYSTEMS, INC.

Quantity of Each: DEFT Pascal DEFT Bench
 DEFT Pascal Workbench

DEFT Systems, Inc.
Suite 4, Damascus Centre
Damascus, MD 20872

Method of Payment (check one) Check Enclosed
 VISA Master Card COD

Account Number

Card Expiration Date /

Signature _____

Name _____

Street _____

City _____ State Zip

All orders are shipped UPS within 24 hours of receipt. Add 3% for shipping and handling; Maryland residents add 5% for State Sales Tax; add \$2.00 for COD.

Creating Moire Patterns in

Anyone who has worked with the TRS-80's Hi-Res graphics knows that they are far from perfect. When you put various lines near each other, they might be in different colors. This is known as the moire (mor-AY) effect. Using this fault of the computer system, and optical illusions created by crowded lines, I discovered that it is possible to get eight colors on the *PMODE4* screen, not including the background color! This creates incredible possibilities. Apparently, Radio Shack and Motorola realized this when creating the 6809 — the special effect only happens when using *SCREEN1,1*. This is useful, because the colors are hard to control, and could pose a problem when not wanted (i.e., drawing electrical schematics). If you end up with unwanted colors in your Hi-Res programs, then use *SCREEN1,0* (more information can be found in Chapter 4, *Going Ahead With Extended Color BASIC*).

The first program is titled *8-COLOR*. It shows eight lines on the screen, each one a different color. You may have to adjust some of the controls on your TV to tell the difference, but the difference is there. I won't give names for the dif-

ferent colors, because they are slightly different on every CRT, and they can be altered by the color and tint controls.

Line 50 draws a vertical line in an even-numbered column (100). Line 60 draws a vertical line in an odd-numbered column (121). The others use the moire effect to create other colors by blending lines that are next to each other. As far as I know, horizontal lines are the same color at all times.

The second program shows a true moire pattern. Before computers, moire patterns were two designs on transparent materials that created optical illusions when placed one atop another. Often, one was a set of concentric circles, and the other consisted of many lines going from the middle to a little more than the outermost circle. (See Figures 1 and 2.) This program draws 85 lines in *PMODE4*, from (129,0) to the bottom of the screen in steps of three, from (0,191) to (255,191). Without the space, it would look like a triangle at the bottom of the screen, and with a larger space the optical illusion wouldn't exist.

When the patterns of Figure 1 and Figure 2 are placed on top of each other the moire pattern is formed.

The third program is one that caused much frustration when we wrote it, and sometimes an FC Error will still result, but very rarely. It randomly picks two points, and draws a line between the two. Then it moves both points and draws a new line. When the point hits the end of the screen, it will bounce off


at a 45-degree angle. This can result in some very interesting turns. I have added many options, which have made the program much more enjoyable, but can easily be removed to save time and memory by deleting Lines 240 to 320, and 350 to the end.

The CLEAR key will clear the graphics screen, because after awhile the screen will look jumbled. Hitting 'E' will End the program, and the computer will tell you the coordinates used. 'S' will let you change the Step increment (or gap between lines). This is set by the computer at four when you start. 'W' will run a new random line using your specified Step increment, while 'R' will Run a new random line using the computer's set gap of four. 'P' will Pause the program (like SHIFT and '@'), but you must hit 'P' again to continue. 'O' will run the same pattern Over again and 'C' will Change screens (from *SCREEN1,1* to 1,0 or 1,0 to 1,1), to show you how to prevent the various colors. 'H' will display a Help menu in case you are like me and will forget which letters to use.

The fourth program is a demonstration of my favorite pattern from the bouncing lines program. To fully appreciate it, you must wait until it starts overlapping itself, then pause it and play with the color controls. It contains no options, because there is no need for them.

I would like to know if someone can figure out how to make the third program 100 percent errorless.

(Paul Faulstich is a 15-year-old student at Somerville High School in New Jersey. He uses his computer to write school reports, letters to his paper route customers; to learn about programming; and for fun.)



By Paul Faulstich

Listing 1:

```

10 REM 8 COLORS IN PMODE 4
20 PMODE4,1
30 PCLS
40 SCREEN1,1
50 LINE(100,0)-(100,191),PSET
60 LINE(121,0)-(121,191),PSET
70 LINE(130,0)-(130,191),PSET:LI
NE(131,0)-(131,191),PSET
80 LINE(151,0)-(151,191),PSET:LI
NE(152,0)-(152,191),PSET
90 LINE(169,0)-(169,191),PSET:LI
NE(170,0)-(170,191),PSET:LINE(17
1,0)-(171,191),PSET
100 LINE(186,0)-(186,191),PSET:L
INE(187,0)-(187,191),PSET:LINE(1
88,0)-(188,191),PSET
110 LINE(201,0)-(201,191),PSET:L
INE(202,0)-(202,191),PSET:LINE(2
03,0)-(203,191),PSET:LINE(204,0)
-(204,191),PSET
120 LINE(212,0)-(212,191),PSET:L
INE(213,0)-(213,191),PSET:LINE(2
14,0)-(214,191),PSET:LINE(215,0)
-(215,191),PSET
130 GOTO 130

```

Listing 2:

```

10 PMODE 4,1
20 PCLS

```

```

30 SCREEN1,1
100 FOR T=0 TO 255 STEP3:LINE(12
9,0)-(T,191),PSET:NEXT
200 GOTO 200

```

Listing 3:

```

10 REM BOUNCING LINE
20 Q=4
30 SCR=1
40 PMODE4,1
50 PCLS
60 SCREEN1,1
70 V1=Q:V2=Q:V3=Q:V4=Q
80 REM STRING ART DESIGN
90 X=(RND(INT(255/Q)))*Q:Y=(RND(
INT(191/Q)))*Q
100 A=(RND(INT(255/Q)))*Q:B=(RND
(INT(191/Q)))*Q
110 SA=A:SB=B:SX=X:SY=Y
120 A=A+V1
130 B=B+V2
140 X=X+V3
150 Y=Y+V4

```

110..... 79
340..... 206
END 77

ENDICOTT

COMPUTER SOFTWARE AND ACCESSORIES

PRINTERS

(SEE PRINTER INTERFACE BELOW)

SPIRIT (SAME AS MX80).....	\$289.00
OKIDATA 92P (160 CPS).....	\$435.00
CORRESPONDENCE QUALITY!	
★ NEW! ★ NEW! ★	
ABATI LQ-20P (PARALLEL).....	\$389.00
18 CPS-DAISY WHEEL-LETTER QUALITY	
TRACTOR FEED.....	\$ 79.00

MONITORS

(SEE MONITOR INTERFACE BELOW)
ALL WITH NONGLARE SCREEN.

****NEW PRICE** BY AMDEK (2 YEAR WARRANTY)**

COLOR 1+.....	\$284.00
VIDEO 300(G).....	\$149.00
VIDEO 300(A).....	\$159.00
GORILLA (GREEN).....	\$ 99.00
GORILLA (AMBER).....	\$109.00

ENDICOTT JOYSTICK

\$19.95 EACH \$37.95 FOR TWO
ANALOG TYPE - PLUGS RIGHT IN!

"In use, we found the ENDICOTT JOYSTICK to be smooth and responsive...built to last. The Endicott model is a solid buy". *the RAINBOW, October 1982*

"...provided the best feel of all the joysticks tested.
...(a) rugged unit at an affordable price."
-80 micro, March 1983

****NEW**PRICES****

PRINTER INTERFACE

pbh SERIAL/PARALLEL

SWITCHABLE: 300 TO 9600 BAUD.
PRINTER AND MODEM CONNECTIONS.
NOTHING ELSE REQUIRED.

~~\$89.95~~ **\$59.95**

PURCHASED WITH PRINTER...\$54.00

MONITOR INTERFACE

VIDEO PLUS.....\$24.95
(COLOR OR MONOCHROME)

PURCHASED WITH MONITOR...\$20.95

VIDEO PLUS IIM.....\$26.95
(MONOCHROME FOR COLOR II)

PURCHASED WITH MONITOR...\$22.95

VIDEO PLUS IIC.....\$39.95
(COLOR FOR COLOR II)

PURCHASED WITH MONITOR...\$33.95

NEW BLANK MEDIA **PRICES**

ELEPHANT SSSD.....	\$19.00
ELEPHANT SSDD.....	\$21.00
ELEPHANT DSDD.....	\$26.00
BASF QUALIMETRIC SSDD.....	\$23.00
BASF QUALIMETRIC DSDD.....	\$28.00
C-10 CASSETTES (ONE DOZ.).....	\$ 7.50

WICO

ATARI JOYSTICK ADAPTER

\$17.95

MEDIA STORAGE TAPE

TAPE CAROUSEL (HOLDS 25) ...\$13.00

DISKETTE

FLIPN'FILE 10.....	\$ 5.45
FLIPN'FILE 25.....	\$23.95
FLIPN'FILE 50.....	\$29.95
DISK BANK 5 (HOLDS 50).....	\$13.95

SUPER-PRO KEYBOARD

BY: MARK DATA

****NEW**** ADAPTER REQUIRED ON
COMPUTER BOUGHT AFTER 10/82.
KEYBOARD.....~~\$64.95~~ **\$56.95** ADPT. **\$3.95**

VOLKSMODEM

BY: ANCHOR AUTOMATION
300 BAUD. DIRECT CONNECT
MANUAL ANSWER. MANUAL DIAL

INCLUDES CABLE **\$69.95**

WICO JOYSTICK

BIG BAT HANDLE
SPRING RETURN OR FREE FLOAT
ANALOG TYPE - PLUGS RIGHT IN!

\$38.95 EACH

Look at These Discounts and Compare...Remember WE PAY SHIPPING!

SOFTWARE PRICES SHOWN ARE **20% OFF** LIST PRICE!

SPECTRAL ASSOCIATES

	T	D
▷ GALAGON.....	\$19.95	\$23.15
▷ PENGON.....	\$19.95	\$23.15
▷ COLOR PANIC.....	\$19.95	\$23.15
▷ CUBIX.....	\$19.95	\$23.15
▷ LANCER.....	\$19.95	\$23.15
▷ MS GOBBLER.....	\$19.95	\$23.15
▷ WHIRLYBIRD RUN.....	\$19.95	\$23.15
▷ LUNAR ROVER PATROL.....	\$19.95	\$23.15

COMPUTERWARE

	T	D
▷ MR. DIG.....	\$22.35	\$24.75
▷ JUNIOR'S REVENGE.....	\$23.15	\$25.55
▷ RANDOM BASIC (OS-9).....	\$60.00	
▷ COLOR BASIC COMPILER.....	\$31.95	
▷ 64K SCREEN EXPANDER (64K).....	\$19.95	\$22.35
▷ *THE SOURCERER (R DOS).....	\$27.95	\$31.95
▷ THE SOURCERER (OS-9).....	\$31.95	
▷ MACRO ASSEMBLER & XREF (R DOS).....	\$39.95	
▷ MACRO ASSEMBLER & XREF (OS-9).....	\$39.95	
▷ COLOR EDITOR.....	\$19.95	\$23.95
▷ COLOR MONITOR.....	\$19.95	\$22.35
▷ MOON HOPPER.....	\$19.95	\$22.35
▷ BLOC HEAD (Q-BERT).....	\$21.55	\$23.95
▷ DOODLE BUG (LADY BUG).....	\$19.95	\$22.35
▷ GRAN PRIX.....	\$17.55	\$21.55

SOFT LAW

	T & D INCLUDED
▷ VIP WRITER (INC. SPELLER!).....	\$47.95 ---
▷ VIP SPELLER.....	\$31.95 ---
▷ VIP CALC.....	\$47.95 ---
▷ VIP TERMINAL.....	\$39.95 ---
▷ VIP DATA BASE.....	\$47.95 (DISK)
▷ VIP DISK-ZAP.....	\$39.95 (DISK)
▷ WRITER/SPELLER-CALC.....	
▷ DATA BASE.....	\$139.00 ---
▷ ENTIRE LIBRARY.....	\$210.00 ---

ELITE SOFTWARE

	T	D
▷ ELITE-WORD.....	\$47.95	\$47.95
▷ ELITE-WORD/SPEL.....	\$59.95	
▷ ELITE-SPEL.....	\$23.95	
▷ ELITE-CALC.....	\$47.95	\$47.95
▷ ELITE-FILE.....	\$59.80	
▷ ENTIRE LIBRARY (DISK).....	\$157.00	

PROGRAMMERS INSTITUTE

	T	D
▷ COMPLETE PERSONAL ACCOUNTANT -- (1,2,&3).....	\$59.95	\$63.95

SPECIAL SALE!
30% OFF

PRICKLY-PEAR SOFTWARE

	T	D
▷ MUSIC READER.....	\$24.45	\$27.95
▷ *ERLAND.....	\$17.45	\$20.95
▷ TRAVELIN TOAD.....	\$17.45	\$20.95
▷ OCKYWOKY.....	\$17.45	\$20.95
▷ ADVENTURE IN WONDERLAND.....	\$17.45	\$20.95
▷ THE DISK MANAGER.....	\$20.95	
▷ THE DISK MASTER.....	\$17.45	
▷ COLORKIT (Programming Utility).....	\$24.45	\$27.95
▷ FLIGHT.....	\$13.95	\$17.45

COGNITEC

	T	D
▷ TELEWRITER 64.....	\$39.95	\$47.95

TOM MIX

	T	D
▷ QUIX.....	\$19.95	\$22.35
▷ elec'TRON.....	\$19.95	\$22.35
▷ WORLDS OF FLIGHT.....	\$23.95	\$26.35
▷ SKRAMBLE.....	\$19.95	\$22.35
▷ SR-71.....	\$23.15	\$25.55
▷ CU'BER.....	\$22.35	\$24.75
▷ BUZZARD BAIT.....	\$22.35	\$24.75
▷ AIR TRAFFIC CONTROLLER.....	\$23.15	\$25.55
▷ SPACE SHUTTLE.....	\$23.15	\$25.55
▷ THE KING.....	\$21.55	\$23.95
▷ COLOR GOLF.....	\$14.35	---
▷ TAPE TO DISK.....	\$14.35	---
▷ DISK TO TAPE.....	\$14.35	---
▷ SCREEN PRINT ROUTINE.....	\$15.95	\$17.55

(Specify Printer)

ADVENTURE INTERNATIONAL

	T	D
▷ * FIRE COPTER.....	\$19.95	---
▷ * SAIGON: THE FINAL DAYS.....	\$19.95	---
▷ * EARTHQUAKE.....	\$19.95	---
▷ * AIRLINE.....	\$19.95	---
▷ SEA DRAGON.....	\$27.95	---
▷ TRIAD.....	\$27.95	---
▷ DISKEY (Utility To Examine And Repair Disks, Plus Computer Diagnostics).....		\$39.95

B5 SOFTWARE

	T	D
▷ MONEY.....	\$15.95	---
▷ BORROW.....	\$15.95	---
▷ CARRY.....	\$15.95	---
▷ MATH FACT.....	\$13.55	---
▷ ABC'S.....	\$ 7.95	---
▷ ALL.....	\$64.00	---

NOTE: ALL SALES FINAL. NO RETURNS UNLESS DEFECTIVE. ADDITIONAL LISTINGS IN OUR FREE CATALOG - CALL OR WRITE.

*Requires 16K Ext. Basic Minimum. ▷Requires 32K Ext. Basic Minimum. □We Recommend 32K or 64K. Others 16K Ext. Std. Basic Minimum.

WE PAY SHIPPING TO U.S.A., CANADA, AND MEXICO. C.O.D. ADD \$2.00 (U.S.A. ONLY). ALLOW 2 WEEKS FOR CHECKS TO CLEAR. NO P.O. BOXES! MUST HAVE STREET ADDRESS. SHIPPING - OTHER COUNTRIES: ADD \$2.00 EACH SOFTWARE ITEM AND EACH JOYSTICK. ADD \$5.00 EACH ALL OTHER ITEMS (NO MONITORS OR PRINTERS SHIPPED OUTSIDE U.S.A.). ITEMS ARE SHIPPED AIR MAIL. PRICES SUBJECT TO CHANGE WITHOUT NOTICE.

ENDICOTT
Computer Software And Accessories

2806-A S. MEMORIAL PARKWAY
HUNTSVILLE, ALABAMA 35801

VISIT OUR STORE

PRICES IN AD ARE MAIL ORDER ONLY.

PHONE ORDERS
205/536-4400

(PHONE OPEN 7 DAYS A WEEK)



WE PAY SHIPPING!



```

160 IF A=(INT(255/Q)-1)*Q THEN V
1=V1*-1
170 IF B=(INT(191/Q)-1)*Q THEN V
2=V2*-1
180 IF A<0 THEN V1=V1*-1
190 IF B<0 THEN V2=V2*-1
200 IF X=(INT(255/Q)-1)*Q THEN V
3=V3*-1
210 IF Y=(INT(191/Q)-1)*Q THEN V
4=V4*-1
220 IF X<0 THEN V3=V3*-1
230 IF Y<0 THEN V4=V4*-1
240 A$=INKEY$: IF A$="E" THEN 350
250 IF A$="S" GOTO 600
260 IF A$="R" THEN RUN
270 IF A$=CHR$(12) THEN PCLS
280 IF A$="P" GOSUB 380
290 IF A$="O" THEN 390
300 IF A$="H" GOSUB 430
310 IF A$="C" GOSUB 580
320 IF A$="W" THEN 30
330 LINE(X,Y)-(A,B),PSET
340 GOTO 120
350 CLS:PRINT:PRINT"THE VARIABLE
SX,Y,A,B WERE:":PRINTSX,SY,SA,SB
360 PRINT:PRINT
370 END
380 X$=INKEY$: IF X$<>"P" THEN 38
0 ELSEReturn
390 X=SX:Y=SY:A=SA:B=SB
400 V1=Q:V2=Q:V3=Q:V4=Q
410 PCLS
420 GOTO 120
430 SCREEN0,0
440 CLS
450 PRINT"                help"
460 PRINT" 'E' = eND"
470 PRINT" 'S' = sTEP CHANGE"
480 PRINT" 'R' = rUN"
490 PRINT" 'P' = pAUSE"
500 PRINT" 'CLEAR' = clear"
510 PRINT" 'O' = RUN oVER"
520 PRINT" 'C' = cHANGE SCREEN"
530 PRINT" 'W' = RUN WITH NEW IN
CREMENT"
540 PRINT" 'H' = hELP"
550 INPUT" PRESS 'ENTER'";ZZ
560 SCREEN1,1
570 RETURN
580 IF SCR=1 THEN SCR=0 ELSE SC=
1
590 SCREEN 1,SC:RETURN
600 SCREEN 0,0
610 CLS
620 INPUT" WHAT IS THE STEP INCR
EMENT YOU WANT";Q
630 SCREEN1,1
640 GOTO 30

```

Listing 4:


```

10 PMode4,1
20 PCLS
30 SCREEN1,1
40 V1=4:V2=4:V3=4:V4=4
50 REM STRING ART DESIGN
60 X=132:Y=148
70 A=56:B=112
80 LINE(X,Y)-(A,B),PSET
90 A=A+V1
100 B=B+V2
110 X=X+V3
120 Y=Y+V4
130 IF A=252 THEN V1=V1*-1
140 IF B=188 THEN V2=V2*-1
150 IF A=0 THEN V1=V1*-1
160 IF B=0 THEN V2=V2*-1
170 REM ALL DONE FOR A AND B
180 IF X=252 THEN V3=V3*-1
190 IF Y=188 THEN V4=V4*-1
200 IF X=0 THEN V3=V3*-1
210 IF Y=0 THEN V4=V4*-1
220 GOTO 80

```

Your 64k CoCo has up to 88k of memory
 You have 64k of RAM and 24k of ROM
 Use all of this from BASIC with
 this machine language program

PHANTOM



MEMORY

TRILLIUM SYSTEMS

With this you can:-

- Use 32k more data storage
- Chain from program to program
- Use 16 bit Integers
- Dynamically redimension arrays.

Also included, using the PHANTOM, are

PUTIL - A disk utility program

P-INVENT - A RAM based inventory
 program using 64k of RAM.

Tape or Disk
 versions
 U.S. \$29.95ea
 P&H inc

TRILLIUM SYSTEMS
 67 King St. East
 OSHAWA, ONTARIO
 CANADA L1H 1B4

The HJL-57 Keyboard

Now available for all models,
including CoCo 2.



Compare it with the rest. Then, buy the best.

If you've been thinking about spending good money on a new keyboard for your Color Computer, why not get a good keyboard for your money?

Designed from scratch, the HJL-57 Professional Keyboard is built to unlock ALL the potential performance of your Color Computer. Now, you can do real word processing and sail through lengthy listings...with maximum speed; minimum errors.

At \$79.95, the HJL-57 is reasonably priced, but you can find other CoCo keyboards for a few dollars less. So, before you buy, we suggest that you compare.

Compare Design.

The ergonomically-superior HJL-57 has sculptured, low profile keycaps; and the three-color layout is identical to the original CoCo keyboard.

Compare Construction.

The HJL-57 has a rigidized aluminum baseplate for solid, no-flex mounting. Switch contacts are rated for 100 million cycles minimum, and covered by a spill-proof membrane.

Compare Performance.

Offering more than full-travel, bounce-proof keyswitches, the HJL-57 has RFI/EMI shielding that eliminates irritating noise on displays; and four user-definable function keys (one latching), specially-positioned to avoid inadvertent actuation.

Free Function Key Program

Your HJL-57 kit includes usage instructions and decimal codes produced by the function keys, plus a free sample program that defines the function keys as follows: F1 = Screen dump to printer. F2 = Repeat key (latching). F3 = Lower case upper case flip (if you have lower case capability). F4 = Control key; subtracts 64 from the ASCII value of any key pressed. Runs on disc or tape; extended or standard Basic.

Compare Installation.

Carefully engineered for easy installation, the HJL-57 requires no soldering, drilling or gluing. Simply plug it in and drop it right on the original CoCo mounting posts. Kit includes a

new bezel for a totally finished conversion.

Compare Warranties.

The HJL-57 is built so well, it carries a full, one-year warranty. And, it is sold with an exclusive 15-day money-back guarantee.

Compare Value.

You know that a bargain is a bargain only so long as it lasts. If you shop carefully, we think you will agree...The HJL-57 is the last keyboard your CoCo will ever need. And that's real value.

Order Today.

Only \$79.95, the HJL-57 is available for immediate shipment for either the original Color Computer (sold prior to October, 1982) or the F-version and TDP-100 (introduced in October, 1982), and the new 64K CoCo. Now also available for CoCo 2.

Call Toll Free

1-800-828-6968

In New York 1-800-462-4891



PRODUCTS

Div. of Touchstone Technology Inc.
955 Buffalo Road • P.O. Box 24954
Rochester, New York 14624

Telephone: (716) 235-8358

Ordering Information: Specify model (Original, F-version, or CoCo 2). Payment by C.O.D., check, MasterCard or Visa. Credit card customers include complete card number and expiration date. Add \$2.00 for shipping (\$3.50 for Canada). New York state residents add 7% sales tax. Dealer inquiries invited.

The Computer As A Classroom Tool

By Michael Plog, Ph.D.
Rainbow Contributing Editor

From time to time I get mail from people, either wishing to express a point of view, disagreeing with me about something, correcting a mistake I make, or simply sharing ideas. This month I would like to respond publicly to a letter from a teacher. Gary Gernert teaches social studies in Waynesburg, Penn. Through a strange combination of events, the social studies department is now in charge of 16 Color Computers which must be "incorporated into the regular classroom." Mr. Gernert is coordinator/advisor for this task.

The problem is that while the Color Computer represents a superior piece of equipment, there is not much educational software for secondary social studies classes. So, gentle readers, I give you a problem to ponder and an outlet for your creativity. If any of you know of any good programs for secondary social studies, please get in touch with Mr. Gernert. Also, for you programmers out there with a really great

software package, why not send it to him? If you want to sell your software, why not let the students in Waynesburg field test it for you? Professional programmers and software houses would be well advised to have students and

"The computer is a tool of education. It is only one tool, and should be used with other tools by professional educators to provide a set of growth experiences for students."

teachers field test software. The marketing advantages of classroom tested material are well known, and appreciated by buyers.

Please recognize that Mr. Gernert is not asking for free software. That idea is

mine; I am asking for him. His letter to me was simply asking if I knew of any good educational programs for his classes. In fact, if anyone writes to me and asks for free software, I would probably not be sympathetic or overly helpful. I do not know anything about the materials budget for Waynesburg, but I expect they have some money to purchase software.

This plea is only part of the article for this month. It seems to me there are other points to be considered in the situation described above.

The computer is a tool of education. It is only one tool, and should be used with other tools by professional educators to provide a set of growth experiences for students. When we think of computers in schools, let us not get carried away with Computer Assisted Instruction. Yes, it is a significant tool for the teacher. But, there are other ways to use a computer in school.

Consider for a moment CMI — Computer Managed Instruction. With a simple database program, the students in Waynesburg could have their records computerized. Teachers in the social studies department could keep scores from tests and classroom work stored on diskette. A simple BASIC program could transfer the information from a

(Michael Plog received his Ph.D. degree from the University of Illinois. He has taught social studies in high school, worked in a central office of a school district, and currently is employed at the Illinois State Board of Education.)

database program to a listing of grades. Now, I do not know how grade cards are handled in Waynesburg. My own experience was many hours with a calculator, then even more hours in the teachers' lounge waiting for the cards for seniors, names beginning with L-Z. Imagine having your Color Computer go through the database information, averaging scores (with weights) and printing a list of students and grades. The time spent transferring that to the grade cards would be almost nothing! I can picture a group of social studies teachers, with coffee cups in hand, joking among themselves while the other department teachers are frantically trying to find that one grade card that fell behind the chair.

Grades are only one example of CMI. Why not have attendance taken by the computer? Students could key in their name (or ID number) when arriving in class. By the time announcements are made and homework papers collected, a printout of present and absent students would be waiting for the teacher.

For classes involving reading assignments, the Color Computer is an ideal tool to keep track of material completed by each student, as well as dates of completion. This type of use might also involve a database system. Output might possibly not even need additional BASIC programming. A simple listing of assignments completed and not completed might be all the teachers want from this system.

An ambitious project for the classroom would be to put tests on the computer [Check last month's "education issue" of THE RAINBOW for some good ones.]. Such a program would have to be able to accept different questions (as the tests change) and keep scores saved on diskette or tape. Security would have to be part of the system, so students could not change grades or items missed on the test. Output for teachers would be a listing of students and scores (maybe dates also), and a listing of students who have not yet completed the test. This would only work in an extremely individualized classroom — with students taking tests at different times during the day.

I will not go on with these examples. I am sure you readers have already thought of an example from your situation that fits with the general thread presented here. The point is that computers can be used for many purposes involving management of instruction.

There are other aspects of using the computer as a tool for education. Many years ago, I taught a sociology class in high school. One project we had in class was to conduct a sociological study in the community. The students selected the topic of "generation gap" to be studied. (Yes, this was many years ago, when that term was popular.) The class constructed a questionnaire that asked for opinions on a variety of topics — the war in Vietnam, abortion, political preferences, and other items I cannot remember. We administered this questionnaire to students in the school, and asked them to take copies home to have

"A curriculum that includes the computer as an integral part of student learning, but as only a single tool, would be a truly innovative aspect for American education."

their parents complete. We then submitted the results to statistical techniques to determine if indeed parents and children held different views.

The students got firsthand experience in what a sociologist does for a living, and learned what some of the readings in class were all about. Unfortunately, they had to spend many class hours with calculators to get the statistical results. This was time away from the main lesson, but was something that had to be done. I did not have a computer at that time; in fact, no one had a microcomputer. But had that class been able to use a microcomputer to store and examine the results, we would have had more time to spend on the analysis, and probably conducted several other tests of the data. This would be an ideal example of using the computer as a tool for an educational experience. Instead of having

to teach about computers, or having lessons from computers, the students would have had a practical application of the use of computers in a real life experience.

I am not suggesting that students in Waynesburg conduct a sociological study with the use of the Color Computer. I am suggesting that similar applications could be instituted in the social studies department.

Another brief example comes to mind (and then I promise to stop with the examples). Another class I taught was economics. This was not "how to balance a checkbook" economics, but the theory of economic behavior of humans. Much of the class time was spent dealing with numerical data: stock market quotes, corporate balance sheets, foreign trade, etc. If a computer had been available to me at this time, the entire course might have been different. By putting some of the material we had in a spreadsheet program, the students could have gained a much better understanding of demand, supply, profit, and other economic concepts.

The computer has many more uses in schooling than simply "drill and practice." A curriculum that includes the computer as an integral part of student learning, but as only a single tool, would be a truly innovative aspect for American education. I know of no such curriculum. Perhaps we will see such a set of educational experiences for Waynesburg. I hope so.

The social studies faculty and students at Waynesburg have a unique challenge. The thing about challenges is that they cut both ways. There is no other way to grow and learn than to be faced with a challenge. However, the risk of failure is always present. To reduce the risk as much as possible, I would give one more piece of advice to Mr. Gernert. Develop a plan for computer use in your schools. Do not try to overload the use, but determine what the machines will be used for, and how they will be used. Good luck to Waynesburg!

For those who have information, advice, software for Mr. Gernert, please send it directly to him at 401 Bridge Street, Waynesburg, PA 15370. Sending anything to me will only delay forwarding to Waynesburg. If you want to communicate with me, please feel free to write me at 829 Evergreen, Chatham, IL 62629.

Until next month, keep on developing challenges for yourself.

The CoCo School Marm

Part 2

By Judy M. Dacus
and
David M. Dacus

In this second of two articles we will present the programs to produce an integrated and automated spelling practice and examination system. The programs presented here require the support of the programs presented last month. Last month's programs provided student practice and preparation. These programs provide individual evaluation of student progress, and recording and display of the grades. Both the spelling practice program *AudioSpell* presented last month, and *SpellTest* presented this month, use the tape recorder to produce the necessary pronunciation and use of the words in sentences. The sound tape is controlled by the computer so that the tape pauses for student responses after each word. We have used color block graphics to facilitate understanding, particularly for younger children.

The systems approach we have taken to automate practice and examination sessions of the weekly spelling lessons for elementary and secondary schools is designed to work as follows. The student receives preparatory practice on the week's words with the program, *AudioSpell*. The student is tested for ability to spell the week's words using a format identical to the practice sessions by *Spelling Test*. After the student completes the weekly spelling test, his or her grade is recorded to tape to be retrieved later and placed in the class gradebook. The *Word Load* program provides an easy means of placing the week's spelling words on a data tape for either the *AudioSpell* or the *Spelling Test* programs.

RAINBOWfestSM

Sept. 28-30

Princeton

The fun and excitement of **RAINBOWfest** is coming your way . . . and now there will be a **RAINBOWfest** near you!

For the 1984-85 season, we've scheduled three **RAINBOWfests** in three parts of the country. Each one will offer fun, excitement, new products, seminars and information for your CoCo! And for those who (perish the thought) don't like CoCo as much as you, we've scheduled each **RAINBOWfest** in an area that will provide fun and enjoyment for the whole family.

Our Princeton, New Jersey, show is being held at the Hyatt Regency Princeton, which offers special rates for **RAINBOWfest**. The show opens Friday evening with a 7 p.m. to 10 p.m. session. It's a daytime-only show Saturday — the CoCo Community Breakfast

is at 8 a.m., then the exhibit hall opens promptly at 10 a.m. and runs continuously until 6 p.m. There will be no exhibition hours or seminars Saturday evening. On Sunday, the exhibit hall opens at 11 a.m. and closes at 4 p.m.

Our highly popular CoCo Community Breakfast will again feature a well-known figure from the Color Computer Community. And the exhibition will be interspaced with a number of seminar sessions on all aspects of CoCo — from writing in machine language to making your BASIC work better.

But most of all, there will be exhibitors. Lots of them. All ready to demonstrate products of every kind. Some with special programs and hardware items to introduce. Others with show specials.

Tickets can be secured directly from THE RAINBOW. We'll also send you a special reservation form so you can get your special room rate.

Come to **RAINBOWfest** . . . help us all celebrate CoCo Community at its finest.

United Airlines and THE RAINBOW have joined together to offer a special discounted fare to those attending **RAINBOWfest-Princeton**. Simply by calling United at the toll free number listed below and identifying our meeting, with account number 481-I, you will be eligible for a 20 percent discount on the Easy Saver Fare. The only requirement is a Saturday night stay.

(800) 521-4041

Account Number 481-I

RAINBOWfest-Princeton, New Jersey

Date: September 28-30, 1984

Hotel: Hyatt Regency Princeton

Rooms: \$64 per night, single or double
(Special Rate Deadline,
September 7)

Advance Ticket Deadline:
September 21, 1984

RAINBOWfest-Irvine, California (L.A. area)

Date: February 15-17, 1985

Hotel: The Marriott Inn

Rooms: \$65 per night, single or double
Advance Ticket Deadline:
February 8, 1985

RAINBOWfest-Chicago, Illinois

Date: May 17-19, 1985

Hotel: Hyatt Regency Woodfield

Rooms: \$49 per night, single or double
Advance Ticket Deadline:
May 10, 1985



Data tapes created by *Word Load* are interchangeable between the practice and testing programs. The *Grade List* program lists student grades recorded by *Spelling Test*, *AudioSpell* and *Word Load* were presented last month. This month we present and explain the functions of *Spelling Test* and *GradeList*.

The Audio Spelling System is designed to operate on the 16K Extended Color BASIC Radio Shack Color Computer with nothing more than a tape recorder and color television.

Routines are provided for the use of a line printer if it is available. Modifications are presented later in the article for modifying the programs for use on a level one BASIC CoCo.

Spelling Test

The materials needed are:

- Program Tape or Disk — Program Name *SpelTest*
- Spelling Words Tape (to be made using *Word Load*)
- Grades Tape
- Color Computer, television, and tape recorder
- Line printer or student-provided pencil and paper

Here are the instructions: *Spelling Test* is self-instructing, and works nearly identically to the *AudioSpell* program. If the student is familiar with operation of the Color Computer and loading programs from tape, he or she should be able to operate the program with no

assistance. Otherwise, load and run the program for the student. Then place the Spelling Words tape in the recorder and push the play button. When the student completes the exam, a hard copy list of the exam will be printed for the student if you have a line printer. The exam listing will print the student's spelling of each word. When a word has been misspelled, an X is placed beside the word, and the correct spelling printed beside the incorrect word. The percentage score is printed at the top of the listing under the student's name. If a printer is not available, the student should be prepared to copy misspelled words from the screen. When the exam listing is completed, the student will be instructed to get the teacher. The keyboard will accept only the code word "KEYWORD" to continue the program. Insert the Grades tape into the tape recorder, type in "KEYWORD," ENTER, and fol-

(Judy Dacus has a Ph.D. in curriculum and instruction and her specialties are curriculum development and science education. She is currently math, science, and computer science instructor for Mesilla Valley Christian Schools. Mike Dacus is an operations research analyst for The U.S. Army Training And Doctrine Command Systems Analysis Activity (TRASANA) at White Sands Missile Range, N.M. Both have a strong interest in computers in education.)

low the instructions for recording the student's grade to the Grades tape.

Grade List

The materials needed are:

- Program Tape or Disk - Program Name *GradList*
- Grades Tape or Data File on Disk
- Line Printer or Pencil and Paper

The instructions are: The *GradeList* program is self-instructing. If you have a printer, each student's grade will be printed for you. If you do not have a printer it will be necessary for you to copy each student's grades from the television screen.

Modification Of The Programs

It is good practice to make a copy of the program and store away the original program before making modifications. This allows you to fall back to the original program if something should happen to the copy while you are making the modifications.

Five seconds recording time was selected as optimum for the average user. This time can be easily modified to suit the individual teacher's needs. To change recording time, it is necessary to change only one value in each of three programs. The Color Computer requires one second to count to 460 in a *FOR...NEXT* loop such as the one found in Line 280 of the *Word Load* program. To change the length of time allowed to pronounce the word and use it in a sentence, you must multiply the number of seconds desired times 460 and place the resulting value in Line 280 of the *Word Load* program, Line 290 of the *AudioSpell* program, and Line 280 of the *Spelling Test* program in place of the value 2300. All three programs must contain the same value in the timing loop for the tapes to be read correctly.

Using Programs When No Printer Is Available

If you do not have access to a printer, you may want to eliminate the student input regarding the printer. If you have a printer and always intend to have misspelled words printed rather than displayed on the TV screen, you may wish to eliminate the choice of TV display. To eliminate choice of the printer, change the expression "Do you have a printer (yes or no)" in Line 360 of *Spelling Test* to "Press ENTER to continue," and eliminate everything after the variable A\$ in Line 360. Next, eliminate program Lines 400 through 460. To eliminate the choice of printing the list to the TV, modify Line 360 exactly as

above, and eliminate program Lines 370 through 390.

Changing Printer Codes

The printing algorithms of these programs are written using ASCII codes for an Epson MX-80 printer. This printer uses *CHR\$(14)* to print double width characters and *CHR\$(10)* as a line feed command. If your printer does not use these two codes you must substitute your printer code for *CHR\$(14)* in Lines 410, 420, and 710 in *Spelling Test*, and Line 200 of *Grade List*, and substitute your printer's equivalent of *CHR\$(10)* in Lines 410, 420, and 710 of *Spelling Test*, and Line 200 of *Grade List*.

Modification To Run On A Non-Extended CoCo

As the programs are listed, they are for use on an Extended Color BASIC machine. To use these programs on a level one machine requires only removal or replacement of one reserved Extended

word. The screens are formatted with the reserved word *STRING\$*. This command prints a string of N copies of the ASCII character X as in *PRINT @ 0, STRING\$(N,X)*. To substitute for the *STRING\$* command using level one BASIC you can substitute the algorithm

```
15 FOR I = 1 TO 32, : SC$ = SC$ + CHR$(169): NEXT I
```

You will need one line and one variable for each different color band you wish to print. After you have set up the variable at the front of the program, you may then substitute the command — *PRINT SC\$* — in place of each *PRINT STRING\$* command in the program.

Explanation Of ASCII Symbol

In Line 110 of *SpellTest* the listing shows an underscore character in parentheses in the instructions to be printed to the screen. On the computer screen this shows as a left arrow, and is made

by entering a shift-up arrow on the keyboard.

Disk Version Availability

We have developed versions of the spelling programs modified for the Disk Extended Color Computer. Using the system on disk will allow automated recording of grades in a grade file without teacher intervention. It will also expedite and facilitate student use of the spelling programs. For those who use disk systems, the authors will provide a copy of the complete set of programs for disk on a tape for \$10. Our address is 206 Capri Road, Las Cruces, NM 88005. If you have problems with your entered version of these programs, be sure you have thoroughly proof-read your code before writing or calling. Please send a self-addressed stamped envelope with your request for help or you can call us at 505-524-3389. Please call between 5 and 10 p.m. Mountain Time.

```
100..... 243
200..... 237
360..... 200
500..... 98
660..... 19
END .... 238
```

Listing 1:

```
10 ' SPELLING EXAM
20 ' COPYRIGHT 1982 BY JUDY M. AND DAVID M. DACUS, 206 CAPRI, LAS CRUCES, NM 88001
30 CLEAR 2000: NW = 50: DIM WRD$(NW), W$(NW), N$(30), G$(30)
40 CLS: PRINT@0, STRING$(32, 175); : PRINT@42, "SPELLING EXAM"
50 PRINT@64, STRING$(32, 175); "HI! MY NAME IS COCO THE COLOR COMPUTER. CALL ME COCO. THAT'S WHAT ALL MY FRIENDS CALL ME."
60 PRINT@192, STRING$(32, 175); : INPUT "WHAT IS YOUR NAME"; NAM$
70 PRINT@256, STRING$(32, 175); "THAT'S A NICE NAME - "NAM$".": PRINT@320, STRING$(32, 175);
80 PRINT@352, "DO YOU KNOW HOW I WORK? (TYPE NO AND I WILL TELL YOU WHAT TO DO) PLEASE TYPE YES OR NO AND PUSH <ENTER>"
90 INPUT A$: IF LEFT$(A$, 1) = "Y" THEN 140
100 CLS: PRINT@0, STRING$(32, 175); "I WILL SAY THE WORD, I WILL USE THE WORD IN A SENTENCE, AND THE NSAY THE WORD AGAIN. WHEN I FINISH THE WORD I WILL ASK YOU TO SPELL IT.": PRINT@192, STRING$(
```

```
(32, 175);
110 PRINT "IF YOU MAKE A MISTAKE USE THE BACK ARROW ( ) TO ERASE. ": PRINT@288, STRING$(32, 175); : INPUT "PUSH <ENTER> TO CONTINUE"; A$
120 CLS: PRINT@0, STRING$(32, 175); "WHEN YOU THINK YOU HAVE SPELLED THE WORD CORRECTLY, PRESS <ENTER>." : PRINT@128, STRING$(32, 175);
130 INPUT "PUSH <ENTER> TO CONTINUE"; A$
140 CLS: PRINT@0, STRING$(32, 175); "NOW WE ARE READY TO START SPELLING THIS WEEK'S WORDS.": PRINT@96, STRING$(32, 175);
150 PRINT "PLEASE CHECK TO SEE THAT THE TAPE MARKED - SPELLING WORDS - IS IN THE TAPE RECORDER, THE TAPE IS REWOUND, AND THE RECORDER IS ON PLAY.": PRINT@288, STRING$(32, 175);
160 INPUT "WHEN YOU HAVE CHECKED ALL THIS, PUSH MY <ENTER> BUTTON AND I'LL MOVE THE TAPE TO GET READY.": A$: CLS: PRINT STRING$(32, 175); "I AM LOADING THE WORDS FROM TAPE"
170 I = 0: W = 0: W$ = ""
180 OPEN "I", #-1, "WORDS"
190 IF EOF (-1) THEN 240
200 I = I + 1
210 INPUT #-1, W$
220 WRD$(I) = W$
230 GOTO 190
240 CLOSE #-1
```

```

250 NW = I
260 CLS:PRINT@0,STRING$(32,175);
:INPUT"WHEN YOU ARE READY FOR YO
UR      FIRST WORD PUSH MY <ENTER
>      BUTTON.";A$:CLS:PRINT@0,S
TRING$(224,175);"      LISTEN
CAREFULLY."
270 FOR I = 1 TO NW
280 AUDIO ON:MOTORON:FOR V = 1 T
O 2300:NEXT V:MOTOROFF:AUDIO OFF
290 SKIPF "MARKER":CLS:PRINT@0,S
TRING$(224,175);
300 INPUT"PLEASE SPELL THE WORD
YOU JUST HEARD.";W$(I)
310 IF W$(I) = WRD$(I) THEN R =
R + 1 ELSE W = W + 1
320 PRINT@288,STRING$(32,175);:I
NPUT"READY FOR THE NEXT WORD";A$
:CLS:PRINT@0,STRING$(224,175);"
LISTEN CAREFULLY"
330 NEXT I
340 CLS:AUDIO OFF:PRINT@0,STRING
$(32,175);"YOU ATTEMPTED TO SPEL
L      ";NW;" WORDS.":G = (R
/(W+R))*100
350 PRINT"YOU MISPELLED ";W;" W
ORDS OUT OF ";W+R;" ATTEMPTS FOR
A SCORE OF      ";G;"%."
360 PRINT@288,STRING$(32,175);:I
NPUT"DO YOU HAVE A PRINTER<YES O
R NO>";A$:IF LEFT$(A$,1) = "Y" T
HEN 400
370 CLS:PRINT "THESE ARE THE WOR
DS MISSED ":FOR I = 1 TO NW
380 IF W$(I) <> WRD$(I) THEN PRI
NT WRD$(I);:NEXT I ELSE NEXT I
390 PRINT:INPUT"WHEN YOU HAVE CO
PIED THESE WORDSON A PIECE OF PA
PER PUSH <ENTER>";A$:GOTO 470
400 CLS:PRINT@0,STRING$(224,175)
;"PRINTING SPELLING TEST"
410 PRINT#-2,CHR$(14);"SPELLING
TEST FOR ";NAM$;CHR$(10);CHR$(10
)
420 PRINT#-2,CHR$(14);"YOUR GRAD
E = ";G;"%";CHR$(10);CHR$(10)
430 PRINT#-2,"YOUR SPELLING", "M
ISSED","CORRECT SPELLING"
440 FOR I = 1 TO NW
450 PRINT#-2,I;".";W$(I);:IF W$(
I) <> WRD$(I) THEN PRINT#-2, "
X",WRD$(I) ELSE PRINT#-2, ""
460 NEXT I
470 CLS:PRINT@0,STRING$(224,175)
;"GOOD LUCK WITH YOUR SPELLING.
COME PRACTICE WITH ME FOR NEXT
WEEK'S TEST."

```

```

480 PRINT@320,STRING$(32,246);:I
NPUT"PLEASE GET YOUR TEACHER";A$
490 IF A$ <> "KEYWORD" THEN 480
500 CLS:PRINT@0,STRING$(64,134);
"WE ARE NOW READY TO RECORD
GRADES."
510 INPUT "IS THIS THE FIRST GRA
DE TO BE RECORDED THIS WEEK";A
$
520 IF LEFT$(A$,1) = "Y" THEN X
= 1:N$(1) = NAM$:G$(1) = STR$(G)
:GOTO 730
530 CLS:PRINT@0,STRING$(64,134);
"BE SURE THAT THE - GRADES - TAP
EIS IN THE RECORDER, THE TAPE IS
REWOUND, AND THE RECORDER IS ON
PLAY."
540 INPUT"WHEN YOU ARE READY PUS
H <ENTER>";A$:CLS:PRINT@0,STRING
$(224,134);"LOADING GRADES."
550 I = 0:N$ = "":G$ = ""
560 OPEN "I", #-1, "GRADES"
570 IF EOF (-1) THEN 620
580 I = I + 1
590 INPUT #-1, N1$,G1$
600 N$(I) = N1$:G$(I) = G1$
610 GOTO 570
620 CLOSE #-1
630 N$(I+1) = NAM$:G$(I+1) = STR
$(G):X = I + 1
640 CLS:PRINT@0,STRING$(224,134)
;:INPUT"DO YOU WANT A LIST OF AL
L GRADES";A$
650 IF LEFT$(A$,1) <> "Y" THEN 7
30
660 INPUT"DO YOU WANT 1.CRT OR 2
.HARDCOPY LISTING";A:IF A = 2 TH
EN 700
670 CLS:PRINT"LIST OF GRADES"
680 FOR I = 1 TO X:PRINT N$(I),G
$(I):NEXT I
690 INPUT "PRESS <ENTER> TO CONT
INUE.";A$:GOTO 730
700 CLS:PRINT@0,STRING$(224,134)
;"PRINTING GRADES."
710 PRINT#-2, CHR$(14);"LIST OF
GRADES";CHR$(10);CHR$(10)
720 FOR I = 1 TO X:PRINT#-2, N$(
I),G$(I):NEXT I
730 CLS:PRINT@0,STRING$(64,134);
"NOW WE WILL RECORD GRADES TO
TAPE. REWIND THE TAPE,AND PUSH
PLAY AND RECORD."
740 INPUT"WHEN YOU ARE READY PUS
H <ENTER>.";A$
750 MOTORON:FOR V = 1 TO 2500:NE
XT V:MOTOROFF

```

```

760 OPEN "0", #-1, "GRADES"
770 FOR I = 1 TO X
780 N1$ = N$(I):G1$ = G$(I)
790 PRINT#-1, N1$,G1$
800 NEXT I
810 CLOSE #-1
820 CLS:PRINT@0,STRING$(224,169)
;"THE RECORDING OF GRADES IS
FINISHED.":END

```

Listing 2:

```

10 REM THIS PROGRAM LISTS GRADES
RECORDED BY THE SPELLING TEST P
ROGRAM
20 'COPYRIGHT 1982 BY JUDY M. AN
D DAVID M. DACUS, 206 CAPRI, LAS
CRUCES, NM 88001
30 CLEAR 500:DIM N$(50),G$(50)
40 CLS:PRINT@0,STRING$(64,134);"
WE ARE NOW READY TO LIST GRADES.
"
50 PRINT@128,STRING$(32,134);"BE
SURE THAT THE - GRADES - TAPE IS
IN THE RECORDER, THE TAPE IS RE
WOUND, AND THE RECORDER IS ON PL
AY.":PRINT@288,STRING$(32,134);
60 INPUT"WHEN YOU ARE READY PUSH
<ENTER>";A$:CLS:PRINT@0,STRING$
(224,134);"LOADING GRADES."
70 I = 0:N$ = "":G$ = ""
80 OPEN "I", #-1, "GRADES"
90 IF EOF (-1) THEN 140
100 I = I + 1
110 INPUT #-1, N1$,G1$
120 N$(I) = N1$:G$(I) = G1$
130 GOTO 90
140 CLOSE #-1
150 INPUT"DO YOU WANT 1.CRT OR 2
.HARDCOPY LISTING";A$:IF A = 2 TH
EN 190
160 CLS:PRINT"LIST OF GRADES"
170 FOR X = 1 TO I:PRINT N$(X),G
$(X):NEXT X
180 INPUT "PRESS <ENTER> TO END
PROGRAM. ";A$:GOTO 220
190 CLS:PRINT@0,STRING$(224,134)
;"PRINTING GRADES."
200 PRINT#-2, CHR$(14);"LIST OF
GRADES";CHR$(10);CHR$(10)
210 FOR X = 1 TO I:PRINT#-2, N$(
X),G$(X):NEXT X
220 END

```

PRODUCTS FOR THE TRS-80 COLOR COMPUTER.

EDITTRON[®]

**Full-Screen BASIC Program Editor
WILL SAVE YOU TIME!**

Let EDITTRON cut your programming time in half! You will appreciate the absolute ease at which this Full-Screen Editor allows you to INPUT, EDIT, and DEBUG your BASIC programs.

EDITTRON performs these functions:

- | | |
|------------------------|-----------------------|
| CURSOR-CONTROL | SCREEN-EDITING |
| ★ Directional Movement | ★ Change Characters |
| ★ Screen Scrolling | ★ Extend a Line |
| ★ Home the Cursor | ★ Kill a Line |
| ★ Limit the Cursor | ★ Insert Characters |
| ★ Down Page | ★ Delete Characters |
| ★ Up Page | ★ Move a Line |
| ★ Search a Line | ★ Split a Line |
| ★ Call a Line | ★ Copy a Line |
| ★ Find a String | ★ Merge Two Lines |
| ★ Repeat Find | ★ Auto-Numbering |

Other Features Include: Auto-Repeating keys, Key Tone, user-friendly Prompts and Error Messages, and comprehensive, easy-to-read Documentation.

EDITTRON is a 3K, fully position-independent Machine Language program that requires a minimum 16K of RAM, and Extended Color BASIC.

CASSETTE..... \$ 30 DISKETTE..... \$ 35

MACHINE LANGUAGE UTILITIES

FUNCTION—Gives you 10 user-definable Function keys, each can be up to 100 characters in length. (16K)

COMPRESS—Removes unnecessary spaces and unwanted remarks from your BASIC programs. (16K)

AUTO-NUM—Automatically generates sequential line numbers for easier BASIC program entry. (4K)

ROM-BOOT—Gives access to your full 64K of RAM, allowing you to use the upper 32K of memory. (64K)

HI-BASIC—Runs your program from the upper 32K of RAM, freeing-up the lower 32K for data, graphics, etc. (64K)

DISK—One for \$15, Two or more for \$10 each.

CASS.—One for \$12, Two or more for \$8 each.

HARDWARE PRODUCTS

ROMs

- BASIC ROM 1.1 *45**
- BASIC ROM 1.2 *35**
- E.C.B. ROM 1.1..... *60**
- D.E.C.B. ROM 1.1... *35**

RAMs

- 4164—64K RAM *8**
- Set of Eight..... *50**
- 4116—16K RAM *1**
- Set of Eight *8**

I.C.s

- 6809E-1 MHz MPU ... *25**
- 68B09E-2 MHz MPU ... *30**
- 6821—1 MHz PIA ... *8**
- 68B21—2 MHz PIA ... *10**
- 6883—SAM *25**
- 6847—VDG *20**
- 1 MHz Set of Four ... *65**
- 2 MHz Set of Four ... *70**
- 6822—H.D. PIA ... *15**
- 74LS02—NOR Gate ... *1**
- 74LS138—Decoder ... *2**

SERIAL SWITCHERS

These bi-directional switchers allow you to expand your serial port to two or three peripherals or to connect one peripheral to two or three computers. They are a compact 2 x 3 x 1½ inches and are available with a mounted pilot light.

- 2 Ports *25**
 - 3 Ports *30**
- Add *8** for Pilot Light

MISC

- VT-8302 Pilot Light Kit *7**
- VT-8401 Cooling Fan Kit ... *25**
- 6' TV Cable w/RFI Filter ... *15**
- Clip-on Heatsink, 40-Pin ... *1**
- RAM Button, 16/32/64K ... *3**
- IC Extractor, 16/24-Pin ... *3**
- Cable DIN, M/F, 4/5/6-Pin ... *1**
- Chassis DIN, F, 4/5/6-Pin ... *2**

TERMS: Cashier's checks and money orders for immediate delivery • Personal checks allow 2 weeks • Orders over \$100 save 10% • California residents add 6% • Orders under \$25 add \$2 shipping • C.O.D. add \$4



4418 E. Chapman Ave., Suite 284
Orange, CA 92669
(714) 639-4070

VIDTRON

**★ FREE ★
CATALOG**

TM

The fourth of a six-part series.

The Use Of Direct Access Disk Files

By Bill Nolan
Rainbow Contributing Editor

This article is the fourth in a series of six about using direct access disk files on the Color Computer. Specifically, we are looking at the use of these direct access disk files in database manager programs. A database manager is any program designed to keep track of some related pieces of information on a computer. In this tutorial series we have been learning about database manager programs and direct access disk files by looking at a particular type of database manager — a mailing list program. You will find that the principles we use to write a mailing list program can be easily applied to any other type of database manager program.

In working with database managers, we use the terms field, record, and file. In our mailing list program, the entire group of names, addresses, cities, states, ZIP codes, and phone numbers make up the file. All of the information about one person is a record, and each piece of information is a field.

When complete, the mailing list program will be a fairly nice one. It will

(Bill Nolan, who teaches "Programming In BASIC" at the college level, owns Prickly-Pear Software Co. and has written several commercially successful software packages.)

search or sort on any field, and the sort method will be much faster than many commercial database programs. It will handle up to about 400 names.

The program listing with the article this month is the same as last month, and is part of the final program. This section will allow you to type in your information, store it on the disk, retrieve it, and print it on the screen or printer in

"A database manager is any program designed to keep track of some related pieces of information on a computer."

several formats. We have been going over this program line by line, and last month we had covered about half of this listing.

This month we will cover the section concerned with printing out the data on the screen or printer, and the rest of the subroutines. Next month we will add the search section to the program, and the following month we will finish the

program with the addition of the sort section.

The print section of the program starts at Line 4000, and you will want to refer to the listing while we go over it. Lines 4000 and 4010 clear the screen and print a menu on the screen. A menu is a list of choices, just like you get at a restaurant, and this menu has five choices. In order they are: Print on Screen; Print on Printer; Print on Labels; Print Phone Number List; and Return to the Main Menu. These are numbered from one to five, and the user is told (on the screen) to press one of those numerals. The *INKEY\$* command at the end of Line 4010 is there to clear out the keyboard buffer. Line 4020 gets the user's response and checks it to see if it is really a number from one to five. If it is, Line 4030 goes to five different line numbers, depending upon which digit was pressed.


If users choose to print either on the screen or on labels, they will be sent to 4100. If they choose to print on the printer they will be sent to 4200. If they choose a phone number list, the program branches to 4300, and if they choose the main menu, the branch is to Line 500.

First let's suppose that they chose to print on the screen or labels. Line 4100 does a *GOSUB* to 5500 to open the file buffer to the disk, clears the screen, and

CASH MAN

By Bill Dunlevy & Doug Frayer

Exploding with color, racing with fast animation, and roaring with sound, this great non-violent game is destined to be a classic! The review in February's issue of RAINBOW says this: "A Fun Investment" "it is totally unique" "I found it very tough to tear myself away from playing the game long enough to write about it! In short, CASHMAN is one fun game. Buy it!"



Dozens of levels and screens (more than FORTY!) offer anyone, from beginner to expert, as much good clean fun as they want! Higher levels include special Mystery Pieces and Expert Puzzle Pieces and Expert Puzzle Screens. Play alone or go for the ultimate challenge of two-player simultaneous competition. Run along the colorful girders, jump across the tremendous chasms, climb the ropes and ladders, or grab a BYRD and fly to get the loot before your opponent does, but watch out! The KATS are on the prowl and your opponent is tossing eggs! Run, jump, climb, or fly to your nearest Color Computer and play CASHMAN!

32K - Tape \$27.95
Disk \$29.95

DEMON SEED

By Jeffery Sorenson & Phillip MacKenzie

All alone in the silence of space, you switch on the view-port to look at the brilliant stars. And then you see THEM: a massive hoard of bat-like aliens, swarming towards you! The ship trembles under the distant explosions of enemy fire. You have only one chance for survival - Fight! As you attempt to defeat each new wave of enemy ships, they only get stronger and faster! If by some miracle you survive the first assault, you find yourself pitted against enemies so swift, powerful, and outright evil that only one name fits them - DEMONS! And if that's not enough, they bring out the heavy artillery - the Mother Ship! Engaging in battle, you see a dark cloud against the stars: another invasion fleet!



Created in the same spirit of the classic arcade games like Phoenix and Galaga, DEMON SEED is a great package of arcade fun and action. Different screens of bats, demons, and special challenge rounds keep the excitement high and the competition stiff!

32K-Tape \$27.95
Disk \$29.95

TIME BANDIT

By Bill Dunlevy & Harry Lafnear

Tired of games that only have a few screens or force you to follow strict levels? In TIME BANDIT, you virtually create your own game! You can choose from more than TWENTY places through-out the game, with more than 15 distinct variations and levels of difficulty in each place; this means over 300 variations!



Use the TIMEGATES to travel to the three different Worlds of Time, each containing a multitude of colorful and unique adventuring areas. Visit the medieval dungeons of FANTASY WORLD, recapture the days of yesteryear in WESTERN WORLD, and reach for the stars in FUTURE WORLD. Fight the Evil Guardians: the Looking Lurker, Angry Elmo, Killer Smurfs, and more! Find the Keys and escape with the treasures of time. But hurry - your power is fleeting! Crisp Supergraphics, colorful scrolling landscapes, full animation of a multitude of characters, great sound, and over THREE HUNDRED SCREENS - it's all here! The conquest of time and space awaits!

32K - Tape \$27.95
Disk \$29.95

6655 Highland Road
Pontiac, Michigan 48054

Orders & Info: (313) 666-4802

Master Charge and VISA OK. Add \$3.00 for shipping in the U.S.A. - \$5.00 in Canada. Dealer inquiries invited.

MichTron



RAINBOWfest
see us at PRINCETON

182,582 BYTES FREE*



VC-1 VIDEO INTERFACE

64-E1

64F-1

64-2

VC-3

DD-1 DISK

CONTROLLERS

DC-1 ROM disk controller reads & writes to 35 and 40 track single and double sided drives with all models of the color computer (J&M) (\$2 shipping)

VC-1 Video interface mounts inside color computer by piggybacking IC on top of interface—no soldering and no trace cuts (\$2 shpg)

VC-2 for color computer 2 — monochrome only (\$2 shpg)

VC-3 for color computer 2 — color and monochrome (\$2 shpg)

... with the Howard DRIVE 0 PACKAGE

- Double-sided Half-height Drive—359,424 Bytes
- J&M Controller
- Gold-plated Cable

COMPLETE PACKAGE

\$395 \$7 shipping

* $156,672 / \$349.95 = 447.7 \text{ bytes} / \$ \times \$395 = 176,8421 - 359,242 = 182,582 \text{ bytes free}$

MONITORS

122 Zenith 12" Amber screen, 640 X 250 dots, 15 MHz resolution. (\$6 shpg)

123 Zenith 12" green screen, 640 X 250 dots, 15 MHz resolution. (\$6 shpg)

131 Zenith 13" Color Monitor with speaker, 390 X 200 dots, 2.5 MHz resolution. (\$9 shpg)

SK-1 Sakata 12" Color Monitor, 400 X 200 dots, 15 MHz resolution. (\$6 shpg)

All Monitors need video controller

\$16.25 SURGE SUPPRESSOR

SS-1
\$16.25



Reg. \$48 value
(\$2 shpg)

GEMINI-10X

\$318 120 cps, 10" wide friction & pin-feed printer. Includes internal Gemini serial interface and color computer to Gemini cable. (\$6 shipping)

complete

Our Unmatched Guarantee
We offer a 30-day, full-refund guarantee that is unmatched in the business. In addition, all products are covered by manufacturer warranty, and our Howard stands are warranted for 1 year.

TV STANDS

		COCO 2
TS-1	15W x 11D x 4H for 13" screen	TS-2 \$29.50
TS-4	24W x 11D x 4H for 19" screen	TS-3 \$39.50
PS-1	18W x 15D x 2½H for all popular printers add \$5 for bottom feed slot	

TV stands come with ROM pack cut-out. Specify Ivory or Smoked Gray Shipping \$2.75 for each stand.



Howard Medical Computers

Box 2, Chicago, IL 60690

Telephone (312) 944-2444

Cat.No.	Number	Desc. (inc. color)	Unit cost	Shpg.	Cost
_____	_____	_____	\$ _____	\$ _____	\$ _____
<input type="checkbox"/> My check or money order is enclosed			<input type="checkbox"/> Bill (circle one) MC VISA AE		
<input type="checkbox"/> Send C.O.D.			Total Cost _____		
Name _____			Shipping _____		
Address _____			Ill. res. add 8% _____		
City, State, Zip _____			COD (add 1.65) _____		
			Total order \$ _____		

New!

Call our color computer bulletin board . . .

(312) 278-9513



The Biggest

The Best



The Indispensable

The RAINBOW

It's called the *premier Color Computer magazine* for good reason. **The Rainbow** is the biggest, best, brightest and most comprehensive publication a happy CoCo ever had! Is there any wonder we get letters daily which praise **the Rainbow**, the magazine one reader calls "A Pot Of Gold" for his Color Computer?

The Rainbow features more programs, more information and more in-depth treatment of the TRS-80 Color, TDP System-100, MC-10 and Dragon-32 and 64 computers than anyone else.

Each monthly issue has as many as 340 pages and contains as many as two dozen programs some 15 regular columns and 30 or more product reviews. And advertisements: **the Rainbow** is known as *the medium for advertisers* — which means every month it has a wealth of information unavailable anywhere else about new products! More than 200 companies advertise in its pages every month.

But what makes **the Rainbow** is its people. People like Bob Albrecht, the master teacher of computer programming. People like Don Inman, one of the world's best computer graphics authors. Experts like Dick White, one of the most knowledgeable writers about BASIC. Or, Dan Downard, **Rainbow** technical editor, who answers our readers' toughest questions. Educators like award-winning **Rainbow** columnist Steve Blyn. Advanced programmers like Dale Puckett, who guides you through Radio Shack's OS-9 operating system. Electronics specialists like Tony DiStefano, who explains the "insides" of the CoCo. These people, and many others, visit you monthly through columns available only in **the Rainbow**.

Innovative ideas, like our Scratch and Sniff Adventure or our Anniversary special "soundsheets" with recorded programs, are ready to feed right into your computer! Complete Adventure games and Simulations. *The Rainbow's* unique *Scoreboard* of arcade games. And games — lots of them — super graphics and utilities, the world's first four-color computer magazine center-fold! And much, much more.

Join the tens of thousands who have found **the Rainbow** to be the absolute necessity for their CoCo. With all this going for it, is it surprising that more than 95 percent of **the Rainbow** subscribers renew their subscriptions?

We're willing to bet that, a year from now, you'll be doing the same. For more information call (502) 228-4492.

Rainbow On Tape Tops Typing

Tired of spending all your valuable computer time typing in those long, but wonderful, **Rainbow** programs each month? Now there is **Rainbow On Tape** to help ease the pain.

Each month all the lengthy programs (over 20 lines) in **the Rainbow** can come to you ready-to-run, thanks to **Rainbow On Tape**. At \$70* per year — or \$8 a tape ★★ — it is the biggest bargain going.

Back issues are available beginning with April, 1982. (except May 1983). Each month's tape will arrive at approximately the same time as that month's issue of **the Rainbow**.

YES! Sign me up for the biggest bargain going . . . **Rainbow On Tape!**

- NEW RENEW (Attach Label)
- A Full Year A Month (Specify Month & Year _____)

Name _____
 Address _____
 City _____ State _____ Zip _____

- Payment Enclosed (Payment must accompany order)
- Charge VISA MasterCard American Express

Account Number _____
 Signature _____ Card Expiration Date _____

*Subscriptions to **Rainbow On Tape** are \$70 in the United States, \$80 U.S. funds in Canada and Mexico and \$95 U.S. funds in all other countries.

**Back issues of the tapes are \$8 in the United States, \$10 U.S. funds for Canada, Mexico and all other countries.



Get Your Very Own Pot O' Gold!

Here's your chance to have a Pot O' Gold full of programs, articles and information about CoCo every month of the year! A subscription to **the Rainbow** is only \$28* and you won't miss a single chock-full issue.

As the premier magazine for the TRS-80 Color, TDP-100 and Dragon-32 and -64 computers, **the Rainbow** has more of everything — and greater variety, too. Do yourself and your CoCo a favor and subscribe to **the Rainbow** today!

We accept VISA, MasterCard and American Express. Non-U.S. rates higher. U.S. currency only, please.

YES! Sign me up for a year (12 issues) of **the Rainbow**.

- NEW RENEW (Attach Label)

Name _____
 Address _____
 City _____ State _____ ZIP _____

- Payment Enclosed (Payment must accompany order)
- Charge VISA MasterCard American Express

Account Number _____
 Signature _____ Card Expiration Date _____

*Subscriptions to **the Rainbow** are \$28 a year in the United States. Canadian and Mexican rate is \$35 U.S. funds. Surface rate elsewhere is \$65 U.S. funds. Air mail is \$100 dollars U.S. funds. All Subscriptions begin with the current issue. Please allow 5-6 weeks for the first copy.



What goes well with the *Rainbow*?



Rainbow On Tape!

We call it the other side of THE RAINBOW and we may have to raise the price just to call your attention to it. With more than two dozen programs every month, **Rainbow On Tape** is a luxury service at a bargain basement price.

What is it? **Rainbow On Tape** is a monthly, cassette tape adjunct to THE RAINBOW and it's brimming with all the programs (those over 20 lines long) that fill the pages of the magazine. All you do is pop the cassette in your tape recorder and they're ready to run. No more lost weekends—or weeknights—typing, typing, typing. With **Rainbow On Tape**, you can read the article in the magazine then, in seconds, you load it up and run it.

Yes, **Rainbow On Tape** is brimming with the programs that fill THE RAINBOW's pages each month. And, yes, you could type them in yourself, as many people do. But all of them? Every month? There simply isn't enough time.

Isn't it time your CoCo became a fulltime computer instead of a typewriter. Think how your software library will grow. With your first year's subscription, you'll get almost 300 new programs: games, utilities, business programs, home applications—the full spectrum of THE RAINBOW's offerings without the specter of keying in page after page and then debugging.


Rainbow On Tape—the "meat" of THE RAINBOW at a price that's "small potatoes." Food for thought. To get your first heaping helping, just fill out and return the attached reply card. No postage necessary.

Discover the other side of THE RAINBOW. It's not only a time-saver, it's the key to a whole new outlook!

BUSINESS REPLY CARD
First Class PERMIT No. 1 Prospect, KY
POSTAGE WILL BE PAID BY ADDRESSEE
RAINBOW
P.O. Box 385
Prospect, KY 40059



NO POSTAGE
NECESSARY
IF MAILED
IN THE
UNITED STATES



BUSINESS REPLY CARD
First Class PERMIT No. 1 Prospect, KY
POSTAGE WILL BE PAID BY ADDRESSEE
RAINBOW
P.O. Box 385
Prospect, KY 40059



NO POSTAGE
NECESSARY
IF MAILED
IN THE
UNITED STATES



SPECIAL VALUES!!

We at Michtron were astonished by the response we received from our readers in regards to our Grand Opening sale. Business has been so brisk that we have decided to offer another special sale. This will give all our valued customers another chance to cash in on some super savings!

SUPER SALE ON SLIMLINE DRIVERS

Disk Drive and Controller are only \$329.95. This may not be the lowest price you will find in the Rainbow, but we can guarantee it will be the best disk drive you can buy. Most special prices are for big, old, outdated full size drives. We are offering you the newest design, Slim Line TEAC disk drives. These are exceptional quality 40 track disk drives. They are guaranteed for 6 months, twice as long as most disk drives. For a controller, we offer the J & M with gold plated contacts. As a special bonus with each disk drive, we will include a dual power supply and case. Now or at a later date, you can add a second disk drive for very little money.

- 1 TEAC 40 Track Slim Line Disk Drive and Controller.....\$329.95
- 2 TEAC 40 Track Slim Line Disk Drives and Controller.....\$479.95

DISKS

We buy approximately 5,000 disks a month for resale to our customers and for our own use as a software publisher. We buy only premium quality SENTINEL diskettes. We buy them in bulk (no labels, no boxes) to save money. We, in turn, pass these savings to our customers. These diskettes are unconditionally guaranteed to be the finest you have used or we will promptly refund your money. The diskettes are guaranteed by both Sentinel and MichTron for LIFE; if they ever cease to work, return them and we will send you new ones.

- 10 Disks with Tyvek Sleeves-\$19.95
- 10 Disks with Vinyl Sleeves-\$21.95
- 10 COLORED Disks with Sentinel Sleeves-\$24.95

WONDER PHONE WITH BUILT-IN MODEM

This amazing new product combines a phone and modem together for easy, low-cost operation. Unitech's (tm) Data Phone can do it all! It has pulse or tone dialing, adjustable ringer volume, mute key, and redial key. Frequently used numbers can be stored and recalled at the touch of a button. It even has a 'Hands Free' mode with a speaker which lets you talk from any part of your room. The most exciting feature is the built-in, 300 baud modem! One connection from your computer and personal communication reaches a new height. So why only buy a modem, when you can get a full-feature phone for free!

- 1 Unitech Data Phone with Modem\$109.95
- 1 Color Computer Connecting Cable\$9.95

GRAPHICOM

A constant hit at computer shows, GRAPHICOM is the best graphics program ever written for the COCO! GRAPHICOM was three years in the making, and you can see every minute in its quality and ease of use. GRAPHICOM has features that you would expect from systems costing hundreds of times more.

****Powerful drawing tools:** "rubber band" drawing; "stamps"; rotating pictures; mirrored, masked, and reversed images, and much more!

****Easy to use:** uses two joysticks, or one joystick and koala pad; operated by a large, simple picture-based menu.

****Incredible output capacity:** Transmit pictures over modems or amateur radio! GRAPHICOM even has a screen dump function that works with over 20 different printers!

GRAPHICOM is simple enough that anyone can use it, yet it's so powerful that a seasoned artist can achieve new frontiers of creativity.

Requires 64K and disk drive..... Only \$29.95

GRAPHICOM PICTURE DISKS

Marvel at the wonders of computer aided art with the amazing gallery of picture disks for use with GRAPHICOM:

Picture Disk #1-Features drawings and tutorials for GRAPHICOM.

Disk #2-Presents Eivira, mistress of the dark and her friends (great drawings and digitized photos).

Disk #3-Excellent drawings and more examples of using a digitizer.

Disk #4-Electronic circuits and symbols.

GRAPHISET-More than 16 font screens: Roman, Greek, Cursive, special symbols and more!

Disk #6-A multitude of brilliant color patterns that allows personal use as well as learning.

Disk #7-Includes varying shapes and sizes of geometric figures.

Disk #8-Another disk filled with font characters - including Olde English, and LCD typeout.

Picture Disks are \$19.95 each, and \$10.00 for every additional disk, or \$39.95 for all five. additional disk, or \$34.95 for all four.

MichTron

6655 Highland Road, Pontiac, MI 48054
(313) 666-4800

Master Charge and VISA OK. Please add \$3.00 for shipping in the USA - \$5.00 for Canada. Dealer Inquiries Invited.

prints a warning on the screen if the person has chosen to print on labels. Line 4110 sets up a loop based upon how many records are in the file, gets a record from the disk, and does a *GOSUB* to Line 7200 to put the information into an array. (Many of the subroutines have already been covered in previous installments of this series.)

Line 4120 checks the value of the variable *PO* to see whether the printing is to go to the screen or to labels, and branches to the subroutine at 5300 for the screen or 5000 for the labels. We will go over these in a moment. Line 4130 closes the loop that was opened in Line 4110, and Line 4140 closes the file buffer and returns to the printing menu at Line 4000. Here the user can choose another print option or return to the main menu.

The short subroutine at Line 5300 prints one record on the screen, does a *GOSUB* to 7000 to make the computer wait until a key is pressed, and then returns. The subroutine at 5000 is a bit more complex. First, set the variable *FL* to be equal to one. This is a flag that will be used by the search section of the program. Next, Line 5000 checks the value of the variable *LC*. This variable was set

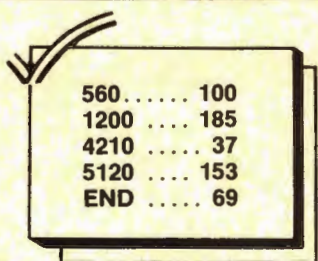
by users when they decide whether they wanted labels printed last name first or first name first. Remember, the names are entered and stored last name first to make alphabetizing easier, so if the user chose to have the labels printed first name first, it must be turned around.

If the user chose to have the label printed first name first, Line 5000 will do a *GOSUB* to 5100, and the subroutine that starts at 5100 and continues until 5150 will turn the name around (using the comma after the last name as a marker). Lines 5010 to 5040 are used to remove the extra spaces after the city name. (Remember, the fields are padded out with spaces so that a short city takes up the same disk space as a long city.) Once these string functions are completed the actual label is printed at Line 5050, while Line 5060 spaces down to the top of the next label. I am not explaining the string handling sections in detail because that is a subject that would require a few articles all to itself, and these are devoted (mostly) to disk file handling. Let me know if you want to hear about the string handling.

Going back to the menu choices in the

print menu, so far we have covered choices one and three. If you choose number two (Print on Printer), you will be sent to 4200. Line 4200 does a *GOSUB* to Line 5500 to open the file buffer and prints a warning about the printer on the screen. Lines 4210 to 4230 are a loop that get all of the records from the file one at a time and print them on the printer. Line 4240 closes the file buffer and goes back to the print menu at 4000. The subroutine from 4300 to 4340 is almost the same as that at 4200, except that only the name and telephone number (menu option number 4) are printed on the printer.

That about covers the printing section of this program, and all of the other lines were covered in earlier articles in this series. Remember, next month we will add the section that conducts searches of the data, and we will go over it line by line as we have done here. The following month we will do the same for the sort portion of the program and also go over the methods you would use to customize the program. In the meantime you can be typing in your names and addresses. See you in November's issue.



The listing:

```

10 CLS:GOTO 11000
20 CLEAR 15000
30 DIM ST$(400),ST(400),R$(6)
40 PRINT:PRINT" WORK ON WHICH FILE?":INPUT F$:GOSUB 5500:CLOSE #1
50 IF LR<1 THEN PRINT:PRINT" THIS IS A NEW FILE":PRINT:PLAY"AB":GOSUB 7000
60 CLS:PRINT:PRINT"DO YOU WANT LABELS PRINTED?":PRINT:PRINT" 1. LAST NAME FIRST":PRINT" 2. FIRST NAME FIRST":PRINT:PRINT"PLEASE SELECT 1 OR 2":K$=INKEY$
70 K$=INKEY$:LC=VAL(K$):IF LC<1 OR LC>2 THEN 70 ELSE SOUND 150,1
500 CLS
510 PRINT:PRINT"                MAIN MENU":PRINT:PRINT" 1. ADD RECORDS"
520 PRINT:PRINT" 2. SORT RECORDS"
530 PRINT:PRINT" 3. SEARCH RECORDS"

```

```

RDS"
540 PRINT:PRINT" 4. PRINT RECORDS"
550 PRINT:PRINT" 5. END PROGRAM"
560 PRINT:PRINT" PLEASE ENTER YOUR CHOICE (1-5)":K$=INKEY$
570 K$=INKEY$:K=VAL(K$):IF K<1 OR K>5 THEN 570 ELSE SOUND 150,1
580 ON K GOTO 1000,2000,3000,4000,10000
1000 CLS:GOSUB 5500:CLOSE #1:CR=LR+1:PRINT" YOU ARE ADDING RECORD #":CR:PRINT" TO THE FILE ";F$
1010 PRINT:PRINT"NAME (LAST NAME, FIRST NAME)":LINE INPUT R$(1)
1020 PRINT:PRINT"ADDRESS?":LINE INPUT R$(2)
1030 PRINT:INPUT"CITY? ";R$(3)
1040 PRINT:INPUT"STATE CODE? ";R$(4)
1050 PRINT:INPUT"ZIP CODE? ";R$(5)
1060 PRINT:INPUT"PHONE #? ";R$(6)
1070 GOSUB 5500:GOSUB 7100:GOSUB 7200
1080 CLS:FOR X=1 TO 6
1090 PRINT:PRINTR$(X)
1100 NEXT X

```

```

1110 PRINT:GOSUB 7020
1120 IF K$="Y" THEN 1200
1130 CLOSE #1:CLS:PRINT:PRINT" F
IELD TO CHANGE?":GOSUB 6500
1140 CLS:PRINT:PRINT" OLD DATA I
S: ":PRINTR$(CF):PRINT:PRINT" ENT
ER NEW DATA: ":LINE INPUT R$(CF):
GOTO 1070
1200 PUT #1,CR:CLOSE #1:CLS
1210 PRINT:PRINT" WANT TO ADD MO
RE? (Y/N)":K$=INKEY$:GOSUB 7030
1220 IF K$="Y" THEN 1000 ELSE 50
0
4000 CLS:PRINT:PRINT" PRINT ALL
RECORDS SECTION"
4010 PRINT:PRINT" 1. PRINT ON S
CREEN":PRINT" 2. PRINT ON PRINT
ER":PRINT" 3. PRINT ON LABELS":
PRINT" 4. PRINT PHONE # LIST":P
RINT" 5. RETURN TO MAIN MENU":P
RINT:PRINT" PRESS A NUMBER (1-5
)":K$=INKEY$
4020 K$=INKEY$:PO=VAL(K$):IF PO<
1 OR PO>5 THEN 4020 ELSE SOUND 1
50,1
4030 ON PO GOTO 4100,4200,4100,4
300,500
4100 GOSUB 5500:CLS:IF PO=3 THEN
PLAY "CDEF":PRINT" MAKE SURE PR
INTER AND LABELS ARE SET UP A
ND ON LINE":GOSUB 7050
4110 FOR X=1 TO LR:GET #1,X:GOSU
B 7200
4120 IF PO=1 THEN GOSUB 5300 ELS
E GOSUB 5000
4130 NEXT X
4140 CLOSE #1:GOTO 4000
4200 GOSUB 5500:PLAY"CDEF":PRINT
" MAKE SURE PRINTER IS ON LINE":
GOSUB 7050
4210 FOR X=1 TO LR:GET #1,X:GOSU
B 7200
4220 PRINT#-2,R$(1);" ";R$(2):P
RINT#-2,R$(3);" ";R$(4);" ";R$
(5);" ";R$(6):PRINT#-2,""
4230 NEXT X
4240 CLOSE #1:GOTO 4000
4300 GOSUB 5500:PLAY"CDEF":PRINT
" MAKE SURE PRINTER IS ON LINE":
GOSUB 7050
4310 FOR X=1 TO LR:GET #1,X:GOSU
B 7200
4320 PRINT#-2,R$(1);" ";R$(6)
4330 NEXT X
4340 CLOSE #1:GOTO 4000
5000 FL=1:IF LC=2 THEN GOSUB 510
0
5010 FOR Y=LEN(R$(3)) TO 1 STEP
-1
5020 IF MID$(R$(3),Y,1)<>" " THE
N 5040
5030 NEXT Y
5040 R$(3)=LEFT$(R$(3),Y)
5050 PRINT#-2,R$(1):PRINT#-2,R$(
2):PRINT#-2,R$(3);" ";R$(4);"
";R$(5)
5060 FOR Y=1 TO 3:PRINT#-2,"":NE
XT Y:RETURN
5100 P=INSTR(1,R$(1),","):IF P=0
THEN RETURN
5110 N1$=RIGHT$(R$(1),30-(P+1)):
N2$=LEFT$(R$(1),P-1)
5120 FOR Y=LEN(N1$) TO 1 STEP -1
5130 IF MID$(N1$,Y,1)<>" " THEN
5150
5140 NEXT Y
5150 N1$=LEFT$(N1$,Y):R$(1)=N1$+
" "+N2$:RETURN
5300 CLS:PRINT:PRINT" RECORD #"
;X:PRINT:FOR Y=1 TO 6:PRINTR$(Y)
:NEXT Y:PRINT:GOSUB 7000:RETURN
5400 FL=1:FOR Y=1 TO 6:PRINT R$(
Y):NEXT Y:PRINT:RETURN
5500 OPEN"D",#1,F$,99
5510 FIELD #1,30 AS N$,30 AS A$,
15 AS C$,2 AS S$,9 AS Z$,13 AS P
$
5520 LR=LOF(1):RETURN
6500 PRINT:PRINT" 1. NAME":PRINT
" 2. ADDRESS":PRINT" 3. CITY":PR
INT" 4. STATE":PRINT" 5. ZIP COD
E":PRINT" 6. PHONE #":PRINT
6510 PRINT" PRESS A NUMBER (1-6)
":K$=INKEY$
6520 K$=INKEY$:CF=VAL(K$):IF CF<
1 OR CF>6 THEN 6520 ELSE SOUND 1
50,1:RETURN
7000 K$=INKEY$:PRINT" PRESS AN
Y KEY TO CONTINUE"
7010 IF INKEY$="" THEN 7010 ELSE
SOUND 150,1:RETURN
7020 PRINT" IS THIS CORRECT? (Y/
N)":K$=INKEY$
7030 K$=INKEY$:IF K$<>"Y" AND K$
<>"N" THEN 7030 ELSE SOUND 150,1
:RETURN
7050 FOR X=1 TO 2000:NEXT X:RETU
RN
7100 LSET N$=R$(1):LSET A$=R$(2)
:LSET C$=R$(3):LSET S$=R$(4):LSE
T Z$=R$(5):LSET P$=R$(6):RETURN
7200 R$(1)=N$:R$(2)=A$:R$(3)=C$:
R$(4)=S$:R$(5)=Z$:R$(6)=P$:RETUR
N
10000 CLS:UNLOAD:END
11000 PCLEAR1:GOTO 20

```

The third in a five-part series on . . .

Everything You Always Wanted To Know About The Color Computer But Radio Shack Didn't Tell You

By Andy Kluck

Here's part three of my semi-monumental, almost noteworthy assemblage of CoCo trivia. This installment features a demonstration of how a little known feature of the *GET* and *PUT* statements can be used to speed up animation.

Tape Files and *PRINT*

According to the April '82 issue of Radio Shack's newsletter, "...the only difference in creating/maintaining disk files as opposed to tape files is the device you specify when you open the buffer." While this may be true on the machine language level, there is an important difference in the way *PRINT* works with different device numbers. When *PRINT* is used with device number -2, zero, or one to 15 for a disk file, items in the list followed by a semicolon are printed with nothing following, and items followed by a comma are followed by the necessary number of spaces to fill up the comma field. If there is no comma or semicolon at the end of the list, a carriage return is printed; this complies with standard BASIC's definition of *PRINT*. However, for device -1, the cassette file, a carriage return is printed after each item in the list, whether it is followed by a semicolon or a comma.

(Andy Kluck is an electrical engineering student at the University of Texas at Austin.)

Therefore, *PRINT* only works the same with cassette files and disk files when there is only one item printed in each statement, and the statement does not end with a comma or semicolon. By printing a carriage return after each item, BASIC's designers were able to insure that a file made by:

```
PRINT#-1,A$,B
```

Would be properly retrieved by:

```
INPUT#-1,A$,B
```

Disk BASIC solves this same problem differently — by including the *WRITE* statement, which places quotation marks around strings and commas between items. It also provides a more comprehensive version of *INPUT* which is used only with disk files.

DLOADM

The Extended BASIC manual's summary lists a *DLOADM* statement that "Loads a machine language program." Actually there are both a *DLOAD* for loading BASIC programs and a *DLOADM* for loading machine language over the RS-232 port using a special protocol; however, *DLOADM* doesn't work in Extended BASIC 1.0 without the Disk ROM because of a bug.

EDIT

Besides the editing functions given in

the manual, three other commands are available:

A — Cancel changes and edit the same line again

Q — Cancel changes and quit

E — Same as ENTER

PMODE and SCREEN

According to the Extended BASIC manual's summary, PMODE "Selects resolution and memory page to start on." Actually, PMODE selects which starting page and mode are used for plotting statements (PSET, CIRCLE, DRAW, PCLS, etc.) and the PPOINT function, but it does not adjust which pages are visible even if SCREEN 1,1

"Because the picture element size in PMODE4 is one half the interval of one period of the color TV chroma signal, alternating light and dark bits produce 'artifact colors.' Pictures drawn in PMODE3 and displayed in PMODE4, SCREEN 1,1 have four distinct colors . . ."

has been executed. This feature is useful in displaying one picture while drawing the next: PMODE 3,5: SCREEN 1,0: PMODE 3,1 causes drawing on pages one to four but leaves pages five to eight

on the screen. Also, something like: PMODE 4,1: SCREEN 1,1: PMODE 3,1 will display in PMODE 4 but draw in PMODE 3. Because the picture element size in PMODE 4 is one half the interval of one period of the color TV chroma signal, alternating light and dark bits produce "artifact colors." Pictures drawn in PMODE3 and displayed in PMODE 4, SCREEN 1,1 have four distinct colors:

Color Number	Resulting Color
1 or 5	Black
2 or 6	Red or Blue-green
3 or 7	Blue-green or Red
4 or 8	White

The red and blue-green colors tend to reverse randomly when Reset is pressed. PMODE4 in SCREEN 1.0 also produces these colors, but they are usually washed out by the green tint. Inciden-

tally, graphics generally don't work in the second 16K of the piggy-backed memory expansion, but this shouldn't be a problem unless you do something like FILES 2,14000.

Saving pictures on tape or disk

To save the picture set-up in the last PMODE statement on tape, try:

CSAVEM "filename", PEEK(&HBA)*256, PEEK(&HB7)*256-1, &HB44A

or on disk,

SAVEM "filename/PIC", PEEK(&HBA)*256, PEEK(&HB7)*256-1, &HB44A

Loading pictures back gets a little more complicated, since the location of the graphics pages is moved around depending on whether or not Disk BASIC is in the system, and the values in the last FILES statement. For pictures saved on disk, if you always use the standard FILES setting and only save pictures starting from the first graphics page, it should always be safe to simply:

LOADM "filename/PIC"

Before saving or loading a disk pic-

THE BOOK THAT CAN LAUNCH A 1000 PROGRAMS

500 POKES PEEKS 'N EXECs FOR THE TRS-80 COLOR COMPUTER

NEVER BEFORE has this information of vital significance to a programmer been so readily available to everyone. It will help you develop your own HI-QUALITY Basic and ML programs. SO WHY WAIT??

This Book includes 80 pages of information on almost ALL POKE, PEEK and EXEC commands with full explanation and comments on the use of EACH command.

This book will help you gain the power of Assembly Language thru Basic and will make possible various intricate cassette, disk and printer operations. It will also help you utilize the System Configuration and 'GET UNDERNEATH THE COVER' of the Color Computer.

This book includes POKES, PEEKs & EXECs to:
Autostart your Basic programs.

Disable Color Basic commands like LIST, LLIST, POKE, EXEC, CSAVE, CSAVEM, CLOAD, CLOADM and NEW.

Disable ECB commands like DEL, EDIT, TRON, TROFF, DLOAD, RENUM, PCLEAR and PRINT USING.

Disable Disk Basic commands like DIR, SAVE, KILL, LOAD, MERGE, RENAME, DSKINI, BACKUP, DSKI\$ and DSKO\$.

Disable BREAK KEY, CLEAR KEY and RESET BUTTON.

Generate a Repeat-Key.

Transfer ROMPAKS to tape (for 64k only).

Speed Up your Basic programs.

Reset, MOTOR ON and MOTOR OFF from keyboard.

Restart your Basic program thru RESET BUTTON.

Produce Key-Clicks and Error-Beeps.



Recover Basic programs lost by NEW, ?IO ERRORS and faulty RESET.

Set 23 different GRAPHIC/SEMIGRAPHIC modes.

Set 15 of the most commonly used Printer Baud Rates.

Allow you more plays on 23 of your favorite arcade games. AND MUCH MUCH MORE!!!

COMMANDS FULLY COMPATIBLE WITH 16K/32K/64K COLOR BASIC/ECB CASSETTE & DISK SYSTEMS AND CoCo I AND CoCo II.

ONLY \$16.95

ORDER TODAY! Visa, MC, Check or MO. COD add \$2.50. Please add \$2.00 S&H (foreign \$5.00 S&H). NYS residents please add sales tax. ALL orders shipped WITHIN 24 HOURS!!



MICROCOM SOFTWARE

PO Box 214, Fairport, NY 14450

PH: (716) 223-1477

(9AM — 9PM — 7 Days a Week).

Dealer Inquiries Invited.



ture by this method, have the program test location \$BA to make sure it contains 14 (\$OE) and stop the save or load if it doesn't, since this indicates either FILES has been used or PMODE did not specify page one as the start page. With cassette pictures, the address of the screen can't always be made the same. If a picture is both saved and loaded on a system without Disk BASIC, it should be sufficient to set PMODE the same as it was when the picture was saved and CLOADM the file. In programs written to be compatible with Disk BASIC, cassette pictures should be loaded in such a way that the start address on the tape is ignored, and the correct address of graphics page one is used instead, using a subroutine like:

```
10000 POKE &H78,0 ' MARK CAS-
SETTE FILE CLOSED
10010 POKE &H1D1,0 ' INDICATE
MATCH ANY FILENAME
10020 EXEC &HA648 ' READ FILE
HEADER
10030 POKE &H1E7, PEEK(&HBC):
POKE &H1E8,0 ' SET LOAD AD-
DRESS TO START OF PAGE 1
10040 EXEC &HA505 ' FINISH
CLOADM
10050 RETURN
```

When loading a picture from either cassette or disk, there should be at least four pages PCLEARED so if the file happens to be from PMODE3 or 4 (6K long), it won't run over onto the BASIC program.

DRAW and PLAY

Radio Shack's descriptions of DRAW and PLAY leave out any mention of Extended BASIC's special feature for using numeric variables instead of constants in their strings. Suppose you wanted to set DRAW's angle and scale values according to variables and draw a line of variable length up from the cursor. Using the techniques given in the manual, you would have to create a string with the correct numbers inserted:

```
DRAW "A"+STR$(X)+"S"+STR$(
Y)+"U"+STR$(Z)
```

However, recently somebody discovered that an equals sign, a variable name, and a mandatory semicolon may be substituted anywhere a numerical constant is expected in a DRAW or PLAY string. Using this convention, the above line becomes:

```
DRAW "A=X;S=Y;U=Z;"
```

This is also useful in PLAY; for example, if 'N' has been set to a legal note value number (1-12), the instruction PLAY "=N;" will produce the note. Incidentally, the Extended BASIC manual states that the option 'B' should always precede the 'M' command in DRAW strings. In fact, the 'M' command without 'B' is the only way to specify a line to be drawn at any non-standard angle.

GET and PUT

Although you would probably never guess it from reading the Extended BASIC manual, GET and PUT can be used in two completely different modes of operation. I will refer to these as the Exact mode and the Speed mode. Exact mode is best for small images, when speed is not important, or where a logical operation is needed; it is specified by using one of the five options with PUT or the G suffix with GET. Note that the G actually only specifies which mode to use; it does not affect the "graphic detail" or resolution of the image. The manual says options shouldn't be used in PMODEs 0, 1, or 3, but I have found nothing to support this as long as the programmer recognizes that use of any option other than PSET in a four-color



PARENTS! GET A KID HOOKED ON COMPUTERS

Send for our unique LOGO STARTER program. Use it with your 16K Color Computer and Color LOGO from Radio Shack (Cat. No. 26-2722).

Teachers agree: LOGO is the best way to introduce children to computers. Now, with LOGO STARTER you won't have to read a book or instruction manual. Just load the LOGO STARTER tape.

Your child will draw exciting designs right from the start. You won't waste your time on a lot of tedious typing. And your child will be on the way to computer literacy.

\$13.95

SPEED READING

Busy executives! Students! Increase your reading speed dramatically.

Best available speed reading program for the CoCo. Reading material appears on the TV screen at the speed you select, training you to read faster. You can even change the speed while reading.

Complete with 6 different text selections. Plus a drill to improve visual span and perception.

\$17.95



WILD PARTY

A naughty, sexy computer game for 2 to 6 couples. RAINBOW: "Would definitely liven up most parties."

\$27.95

All programs on cassette tape for 16K Color Computer. Ext'd BASIC not required. Prices include postage (PA resid. add 6%). Send check to Dept. R, P.O. Box 210, Jenkintown, PA 19046.

b & b software



BIG B PRO QUARTERBACK

— The
Incredible New
Football Simulation
for the Color Computer!

- * Pass, Run, or Kick — You call the Plays!
- * Compete with friends or challenge the computer.
- * Contains extended basic and non-extended basic versions for 16K cassette color computers.

Send \$16.95 (check or money order) for each game (Colorado residents add 3½% sales tax). Allow four weeks for delivery.

Big B Software

P. O. Box 91
Broomfield, Colorado 80020

Please send me _____ game(s) @ \$16.95 each.

Name _____

Address _____

City, State, Zip _____

VIPTM

Library



Available By Express Order At Your Local Radio Shack Store!

The Library Concept

State of the Art, Quality, Integrity, Compatibility and Affordability. Five things good software must possess. Five things that epitomize the **VIP Library**TM. Each program is the diamond of its class, true excellence. These programs are first in features, first in power, first in memory, and all are affordably priced.

State Of The Art

All **Library** programs are written in machine code specifically for the Color Computer, to work without the interference of a separate operating system such as FLEX. From this comes speed and more workspace for you. Unlike other programs for the Color Computer which are said to be 64K compatible, **VIP Library**TM programs are not limited to between 24 and 30K of workspace in 64K. **Library** programs have Memory Sense with BANK SWITCHING to fully use all 64K, thus giving up to 51K with a disk version and up to 53K with a tape version.

Easy To Use

Each **Library** program was carefully designed to be extremely easy to use. Built-in on-screen help tables are at your fingertips, as are menus of all kinds. Every effort is made to use logical, intuitive and easy-to-remember commands. The manuals have been thoughtfully prepared to cover every aspect of the program, and they have complete tutorials to get you going right away. We set the standard!

Lowercase Displays

State-of-the-Art graphics allow instant use of four display colors, and eight lowercase displays featuring descending lowercase letters. You can select from 51, 64 or 85 columns by 21 or 24 lines per screen, with wide or narrow characters in the 64 display. These screens provide a pleasant and relaxing way to perform your tasks, with as much text on the

"... PICTURE getting your instantaneous investment report over the phone, using it in your spreadsheet calculation, generating a report, and writing a memo including that report and data from your database with your word processor, and all this with VIP LibraryTM programs..."

screen as is possible. Each program is easy to learn and a joy to use. We take pride in the stringent testing done to make these programs perform flawlessly. Every feature, every convenience, sleek, simple and elegant.

Total Compatibility

All **Library** programs are compatible. Transfer and use of files between programs is easy and carefree. What's better, when you have learned one program the others will come easy. And every program is the best of its kind available.

The Library Programs

For your writing needs is the **VIP Writer**TM, and its spelling checker, the **VIP Speller**TM. For financial planning and mathematical calculations you can use the **VIP Calc**TM. To manage your information and send multiple mailings there is the **VIP Database**TM. For sending all these files to and from home or the office and for talking to your friends you can have the **VIP Terminal**TM. Finally, to fix disks to keep all your **Library** files in good repair we offer the **VIP Disk-ZAP**TM.

Mini Disk Operating System

The Disk versions each have a Mini Disk Operating System which will masterfully handle from 1 to 4 drives. It offers smooth operation for such features as the ability to read a directory, display free space on the disk, kill files, save and automatically verify files, and load, rename and append files. **Library** programs simply do not have the limitations of BASIC.

Professionalism

Each volume of the **Library** is beautifully bound in a cloth-bound, gold embossed binder, and comes with a matching slipcase to protect your investment.

The **Library** will grace your work area with the professionalism it deserves. Welcome the **VIP Library**TM into your home and office.

Radio Shack is a registered trademark of Tandy Corporation.

©1983 by Softlaw Corporation

VIP Writer

By Tim Nelson

Includes
VIP Speller
at no
additional
cost!!

**RATED TOPS IN RAINBOW, HOT COCO,
COLOR COMPUTER MAGAZINE & COMPUTER USER**

The most powerful and easy-to-use word processor is available in the showpiece and workhorse of the **Library: The VIP Writer™**. Because of its undisputed superiority over all Color Computer word processors, it was selected by Dragon Data Ltd. of England and TANO in the U.S., to be the Official Word Processor for their line of Dragon microcomputers.

The result of two years of research, the **VIP Writer™** offers every feature you could desire from a word processor. It is the most powerful, fastest, most dependable and most versatile. With the hi-res display, workspace and compatibility features built into the **Library the Writer** is also the most usable.

"... Nearly every feature and option possible to implement on the Color Computer. The design of the program is excellent; the programming is flawless." October 1983 "Rainbow"

"Among word processors for the CoCo, VIP Writer stands alone as the most versatile, most professional program available." May 1984 "Computer User"

"Word processing with VIP Writer is like driving a high-performance vehicle... This Ferrari of a package has more features than Telewriter, Easywriter (for the IBM PC), or Applewriter." October 1983 "Hot CoCo"

The **Writer** will work with you and your printer to do things you always wanted to do. Every feature of your printer can be put to use, every character set, every graphics capability at any baud rate, **EVEN PROPORTIONAL SPACING**. All this with simplicity and elegance. You can even automatically print multiple copies.

Although all versions feature tape save and load, the disk version provides the Mini Disk Operating System common to the whole **Library**, plus disk file linking for continuous printing.

Professional features of particular note:

- Memory-Sense with **BANK SWITCHING** to fully utilize 64K, giving not just 24 or 30K, but up to 53K of workspace with the tape version and 50K with the disk version.
- **TRUE FORMAT WINDOW** allowing you to preview the printed page **ON THE SCREEN BEFORE PRINTING**, showing centered lines, headers, FOOTNOTES, page breaks, page numbers, & margins in line lengths of up to 240 characters. It makes HYPHENATION a snap.
- A **TRUE EDITING WINDOW** in all 9 display modes for those extra wide reports and graphs (up to 240 columns!).
- **FREEDOM** to imbed any number of **PRINTER CONTROL CODES** anywhere, **EVEN WITHIN JUSTIFIED TEXT**.
- Full 4-way cursor control, sophisticated edit commands, the ability to edit any BASIC program or ASCII textfile, **SEVEN DELETE FUNCTIONS**, **LINE INSERT**, **LOCATE AND CHANGE**, wild card locate, up to **TEN SIMULTANEOUS** block manipulations, word wrap around, programmable tabs, display memory used and left, non-breakable space, and headers, footers and FOOTNOTES.
- Automatic justification, automatic pagination, automatic centering, automatic flush right, underlining, superscripts, subscripts, pause print, single-sheet pause, and print comments.
- Type-ahead, typamatic key repeat and key beep for the pros, **ERROR DETECTION** and **UNDO MISTAKE** features, 3 **PROGRAMMABLE** functions, auto column creation, and an instant on-screen **HELP TABLE**.

Radio Shack Catalog No. 90-0141

32K (Comes with tape & disk) \$69.95

VIP Writer — VIP Speller Combo comes in VIP Writer Binder.

VIP Speller™

WITH A 50,000 WORD INDEXED DICTIONARY!

By Bill Argyros

Gone are the eyestrain, boredom and fatigue from endless proof-reading. **VIP Speller™** is the fastest and most user-friendly speller for your CoCo. It can be used to correct any ASCII file — including **VIP Library™** files and files from **Scipsit™** and **Telewriter™**. It automatically checks files for words to be corrected, marked for special attention or even added to the dictionary. You can even view the word in context, with upper and lowercase. **VIP Speller™** comes with a specially edited 50,000 word dictionary which, unlike other spellers for the CoCo, is indexed for the greatest speed. The shorter your file, the quicker the checking time. And words can be added to or deleted from the dictionary or you can create one of your own. **VIP Speller™** also comes with the **Library's** mini disk operating system.

Radio Shack Catalog No. 90-0142

32K DISK ONLY \$49.95

Lowercase displays not available with this program.

Window

VIP Writer - When You Need Real Power

When you want the power of a real word machine, when you want up to 85 characters per line with your Color Computer, when you want to make your printer really move, you need VIP Writer.

VIP Writer is a state-of-the-art word processor for the pros. It is packed with commands, features and options, yet it's simple to learn and use. Who else gives you on-line help, and even an Undo command to Undo Mistakes!

A neat feature is the Preview Window, which you see in use here. This feature allows you to view your text just as it will be printed - centered titles, page numbers, footnotes, even JUSTIFICATION for even left and right-hand margins! No more guess work. VIP Writer is your answer!
PH 1 LH 1 CH 1 LM 0 RM 51

VIP Calc™

By Kevin Herrboldt

You can forget the other toy calcs — The real thing is here! No other spreadsheet for the Color Computer gives you:

- **20 ROWS BY 9 COLUMNS ON THE SCREEN AT ONCE**
- **LOWERCASE LETTERS WITH DESCENDERS**
- **UP TO 16 CONCURRENT DISPLAY WINDOWS**
- **FLOATING-POINT MATH**
- **CHOICE OF SINGLE AND DOUBLE PRECISION**
- **WORKS WITH BASE 2, 10, AND 16 NUMBERS**
- **UP TO 512 COLUMNS BY 1024 ROWS**
- **USER DEFINABLE WORKSHEET SIZE FOR MORE MEMORY**
- **LOCATE FUNCTION TO FIND CHECK NUMBERS, NAMES, ETC.**
- **COLUMN/ROW MULTIPLE SORTS**
- **PROGRAMMABLE FUNCTIONS**
- **IMBEDDABLE PRINTER CONTROL CODES**
- **21 ALTERABLE PRINT FORMAT PARAMETERS**
- **ON-LINE HELP TABLES**
- **DOES NOT REQUIRE FLEX OR BASIC**

VIP Calc™ is truly the finest and easily the most powerful electronic worksheet and financial modeling program available for the Color Computer. Now every Color Computer owner has access to a calculating and planning tool better than VisiCalc™, containing all its features and commands and then some, **WITH USABLE DISPLAYS**. Use Visicalc templates with **VIP Calc™!**

There's nothing left out of **VIP Calc™**. Every feature you've come to rely on with VisiCalc™ is there, and then some. You get up to **5 TIMES** the screen display area of other spreadsheets for the Color Computer and Memory-Sense with **BANK SWITCHING** to give not just 24, or 30, but **UP TO 33K OF WORKSPACE IN 64K!!!** This display and memory allow you the **FULL SIZE, USABLE WORKSHEETS** you require. You also get: User definable worksheet size, up to 512 columns by 1024 rows! * Up to **SIXTEEN VIDEO DISPLAY WINDOWS** to compare and contrast results of changes * **16 DIGIT PRECISION** * Sine, Cosine and other trigonometric functions, Averaging, Exponents, Algebraic functions, and **BASE 2, 8, 10 or 16** entry * Column and Row, Ascending and Descending **SORTS** for comparison of results * **LOCATE FORMULAS OR TITLES IN CELLS** * Easy entry, replication and block moving of frames * Global or Local column width control up to 78 characters width per cell * Create titles of up to 255 characters per cell * Limitless programmable functions * Typamatic Key Repeat * Key Beep * Typeahead * Print up to 255 column worksheet * Prints at any baud rate from 110 to 9600 * Print formats savable along with worksheet * Enter **PRINTER CONTROL CODES** for customized printing with letter quality or dot matrix printer * Combine spreadsheet tables with **VIP Writer™** documents to create ledgers, projections, statistical and financial reports and budgets. Both versions feature Tape save and load, but the disk version also has the Mini Disk Operating System of the entire **Library**.

Radio Shack Catalog No. 90-0143

32K (Comes with tape & disk) \$69.95

32K does not have hi-res displays, sort or edit.

VIP Calc

LC
MS

1	A	B	C	D	E
2	Check Register				
3	Ck#	Date	Description	Check Debit	Deposit Credit
4	71001	01/08	Jack in the Box	\$7.22	
5	81002	01/09	Pacific Gas	\$22.90	
6	9	Credit	01/09 Deposit		\$321.21
7	101003	01/10	Safeway	\$63.70	
8	111004	01/12	Steak & Ale	\$39.00	
9	121005	01/14	Coronet	\$8.88	
10	131006	01/15	Point Loma Hrdwr	\$29.95	
11	Total			Total	Final
12	Checks			Deposits	Balance
13	\$351.55			\$642.42	\$1213.03

VIP Database™

"ONE OF THE BEST" JULY 1984 "RAINBOW"

By Tim Nelson

This high speed MACHINE LANGUAGE program fills all your information management needs, be they for your business or home. And it does so better than any other database program for the Color Computer, featuring machine code, lowercase screens and mailmerge capabilities. Inventory, accounts, mailing lists, family histories, you name it, the **VIP Database™** will keep track of all your data, and it will merge **VIP Writer™** files.

The **VIP Database™** features the **Library** Memory Sense with **BANK SWITCHING** and selectable lowercase displays for maximum utility. It will handle as many records as fit on your disk or disks. It is structured in a simple and easy to understand menu system with full prompting for easy operation. Your data is stored in records of your own design. All files are fully indexed for speed and efficiency. Full sort of records is provided for easy listing of names, figures, addresses, etc., in ascending or descending alphabetic or numeric order. Records can be searched for specific entries, using multiple search criteria. With database form merge you may also combine files, sort and print mailing lists, print "boiler plate" documents, address envelopes - the list is endless. The math package even performs arithmetic operations and updates other fields. Create files compatible with the **VIP Writer™** and **VIP Terminal™**. Unlimited print format and report generation with the ability to imbed control codes for use with all printers.

As with all other **Library** programs, the **Database** features the powerful Mini Disk Operating System.

Radio Shack Catalog No. 90-0140

32K DISK \$59.95

64K Required for math package & mail merge

VIP Terminal™

RATED BEST IN JANUARY 1984 "RAINBOW"

By Dan Nelson

From your home or office you can join the communication revolution. The **VIP Terminal™** opens the world to you. You can monitor your investments with the Dow Jones Information Service, or broaden your horizons with The Source of CompuServe, bulletin boards, other computers, even the mainframe at work.

For your important communication needs you've got to go beyond software that only lets you chat. You need a smart terminal so that you can send and receive programs, messages, even other **VIP Library™** files. **VIP Terminal™** has "more features than communications software for CP/M, IBM and CP/M 86 computers." Herb Friedman, Radio Electronics, February 1984.

FEATURES: Choice of 8 hi-res lowercase displays * Memory-Sense with **BANK SWITCHING** for full use of workspace * Selectively print data at baud rates from 110 to 9600 * Full 128 character ASCII keyboard * Automatic graphic mode * Word mode (word wrap) for unbroken words * Send and receive **Library** files, Machine Language & BASIC programs * Set communications baud rate from 110 to 9600, Duplex: Half/Full/Echo, Word length: 7 or 8, Parity: Odd/Even or None, Stop Bits: 1-9 * Local linefeeds to screen * Save and load ASCII files, Machine Code & BASIC programs * Lowercase masking * 10 Keystroke Multiplier (MACRO) buffers to perform repetitive pre-entry log-on tasks and send short messages * Programmable prompt or delay for send next line * Selectable character trapping * Send up to ten short messages (KSMs), each up to 255 characters long, automatically, to save money when calling long distance.

All versions allow tape load and save of files and KSMs, but the disk version also has the Mini Disk Operating System.

Radio Shack Catalog No. 90-0139

32K (Comes with tape & disk) \$49.95

(Tape comes in 16K but without hi-res displays)

VIP Disk-ZAP™

RAVED ABOUT IN THE APRIL 1983 "RAINBOW!"

By Tim Nelson

Your database file disk, form letter disk, or BASIC program disk goes bad. An I/O error stops loading, or even backing up of the disk. Weeks, even months of work sit on the disk, irretrievable. Now catastrophic disk errors are repairable, quickly and with confidence, using the **VIP Disk-ZAP™**. It is the ultimate repair utility for simple and quick repair of all disk errors. Designed with the non-programmer in mind, the **VIP Disk-ZAP™** will let you retrieve all types of bashed files, BASIC and Machine Code programs.

This high-speed machine code disk utility has a special dual cursor screen display to look at the data on your disk. You are able to: Verify or modify disk sectors at will * Type right onto the disk to change unwanted program names or prompts * Send sector contents to the printer * Search the entire disk for any grouping of characters * Copy sectors * Backup tracks or entire disks * Repair directory tracks and smashed disks * Full prompting to help you every step of the way * 50-plus page Operators Manual which teaches disk structure and repair.

Radio Shack Catalog No. 90-0144

16K DISK \$49.95

Lowercase displays not available with this program.

Available
By Express Order
At Your Local
Radio Shack
Store!



To Order Direct



1-800-328-2737

Order Status and Software Questions call (805)968-4364

MAIL ORDERS: \$3.00 U.S. Shipping per product (\$5.00 CANADA; \$10.00 OVERSEAS). Personal checks allow 3 weeks.

SoftLaw

132 Aero Camino 805/968-4364
Goleta, California 93117 U.S.A.

TRS-80 is a trademark of Tandy Corp. VisiCalc is a trademark of VisiCorp.

Radio Shack is a registered trademark of Tandy Corporation.

©1983 by Softlaw Corporation

PMODE can cause predictable color changes; for example, using *PRESET* to *PUT* an image or not over an area containing an image inverts each bit of the color code, causing colors one and four and colors two and three to reverse. Speed mode is specified by omitting either the ,*G* in *GET* or option in *PUT* after the array name. Instead of using the exact rectangle specified in the statement, the Speed mode widens the rectangle so that only entire bytes are affected, and the operation is done a byte at a time. To prevent confusion regarding how big a rectangle is really used, I recommend using only rectangles that already contain only complete bytes so that enlargement will not occur. Specifically, the rectangle's smaller X-coordinate should be an integer multiple of eight for *PMODEs* 1, 3, and 4 or 16 for *PMODEs* 0 or 2, and the greater should be one less than such a multiple. If this condition is observed in all *GETs* and *PUTs* done in Speed mode, arrays made in the two modes are compatible; otherwise images made in one mode may be scrambled by *PUT* in the other. This restriction points out the main disadvantage of the Speed mode — there

are only 32 discrete horizontal positions (16 in *PMODEs* 0 and 2) where arrays can be placed. This makes it most suitable for vertical motion, but smooth horizontal motion can also be done by making four separate, slightly offset arrays of the same image, as demonstrated in the sample program. The speed advantage of this mode depends largely on how much time is used by other statements in the program; however, a full screen *PUT* in Speed mode has been clocked at 11 times as fast as a *PUT* with option *PSET*, and a similar *GET* runs about six times as fast as a *GET* with ,*G*. This should be useful for those who work with high-speed animation, although it might have been more useful if it had been correctly described two years ago in the instruction manual. The manual also says that the array must be dimensioned with one element for each screen position; this seems a waste considering that a picture element is just one or two bits, and an array element is five bytes. Actually, the arrays are used much more efficiently than this, and a two-dimensional array is not necessary. I suggest this formula for determining the size of a sufficient array:

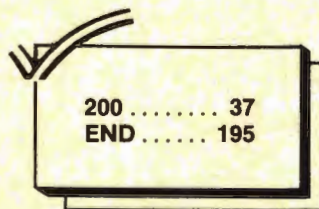
$$\text{DIM ARRAY } ((X2-X1+1)*(Y2-Y1+1)/N)$$

$$\text{GET } (X1,Y1)-(X2,Y2),\text{ARRAY},G$$

where $X2 > X1$, $Y2 > Y1$, and $N=40$ for *PMODEs* 3 and 4, 80 for *PMODEs* 1 and 2, or 160 for *PMODE* 0. The size given by the formula may need to be increased somewhat to make up for the enlargement effect if Speed mode is used without following the even-byte convention. Notice that the book states that only about 1400 elements can be read into an array in a 16K system. If the correct array size is used, a whole *PMODE* 4 picture will fit in an array that uses about 6K of memory.

Sample Program

This program does an animation sequence twice, first using *PUT* in exact mode, then in Speed mode. Even with the extra overhead involved in selecting which array to use, the animation runs about three times as fast in Speed mode. Note how the routine at 270 calculates even-byte coordinates for *PUT* in Speed mode and selects one of the four arrays for smooth motion; also, Hex constants are used for added speed.



The listing:

```

10 GOTO 330
20 GOTO 40
30 CLEAR 200:PCLEAR 4:GOTO 20
40 DIM A1(33),A2(33),A3(33),A4(33)
50 FOR N=0 TO 1
60 PMODE 4,1:PCLS0:SCREEN1,1:PMODE 3,1
70 CIRCLE(38,10),26,4,.3
80 PAINT(38,10),3,4
90 GET(8,0)-(71,20),A1
100 GET(6,0)-(69,20),A2,G
110 GET(4,0)-(67,20),A3,G
120 GET(2,0)-(65,20),A4,G
130 PCLS1
140 X=10
150 TIMER=0

```

```

160 FOR Y=171 TO 92 STEP -2
170 GOSUB 260
180 NEXT
190 FOR X=10 TO 190 STEP 2
200 Y=Y-.5
210 GOSUB 260
220 NEXT
230 PRINT"SAUCER TOOK OFF IN";TIMER/60;"SECONDS."
240 NEXT N
250 END
260 IF N=0 THEN PUT(X,Y)-(X+&H3F,Y+&H14),A1,PSET:RETURN
270 Z=X AND &HFE
280 ON (Z AND &H7)/&H2 GOTO 300,310,320
290 PUT(Z,Y)-(Z+&H3F,Y+&H14),A1:RETURN
300 PUT(Z-&H2,Y)-(Z+&H3D,Y+&H14),A2:RETURN
310 PUT(Z-&H4,Y)-(Z+&H3B,Y+&H14),A3:RETURN
320 PUT(Z-&H6,Y)-(Z+&H39,Y+&H14),A4:RETURN
330 PMODE 0,1:PCLEAR 1:GOTO 30

```

Take Stock Of Your Portfolio with Pro-Color-File

BY JORGE MIR

A natural use of home computers is record keeping or electronic filing. As a result, I developed a program called *UNIDATFL*, short for Universal Data File. The original version appeared in the February 1982 issue of *THE RAINBOW* and later on was enhanced and renamed *DATAFILE*. I still use it quite often for simple record keeping, "to do" lists, reminders, etc. It is more like a note pad than a database system.

Well, a few years have gone by since I bought my computer and now the professionals have had a chance to develop

THE
after 19
to m
search
act; th
the pr
suppo
wheth
that m
tended
that t
Uni
the cr
tions
tion.
temp
vise
nes
Ab

some very fine, sophisticated software for us.

One of these professionals is Dennis Derringer of Derringer Software who has developed the *Pro-Color-File* database system for us. This is a powerful system which allows you to design your own databases, custom tailored to your needs without the need to develop any programs. The system does it all for you.

I have developed several *Pro-Color-File* applications, including the typical checkbook and name and address files which are always useful in the home. In addition, I have also developed other more sophisticated applications such as a stock portfolio system; a financial statement ratio analysis system that develops statistics on companies and, through various report formats, prepares comparison reports of competitors, customers, etc.; a travel and entertainment reporting system for business applications, plus others.

The rest of this article is devoted to an explanation of the stock portfolio system. This application covers many of the powerful features of *Pro-Color-File* and I thought it might be of interest to THE RAINBOW readers.

Each record in the stock portfolio

(Jorge Mir is a certified public accountant and is currently controller of a "Fortune 500" company. He publishes most of his original work on the CoCo through THE RAINBOW.)

system contains a total of 146 characters stored within 23 different fields. These fields are stored in two different segments and are accessible through three different screens for viewing or updating. In addition, the system performs 13 calculations on each record, and data can be selected and printed or shown on the monitor screen through six different report formats.

Before going any further, an explanation of the various terms used in the previous paragraph is advisable.

The length of each record that *Pro-Color-File* can handle is limited to 1,020 characters. That is, up to 1,020 bytes can be stored per record. A record is made up of fields (up to a maximum of 60) which the user defines indicating the title of each field as well as the length (number of bytes) to be stored in each field. Because of the Color Computer limitations, a 1,020 byte record cannot be processed unless it is broken down into 255 byte sections. *Pro-Color-File* refers to these sections as segments. Thus, each segment can contain up to 15 different fields with a total of up to 255 bytes each ($4 * 255 = 1,020$). The stock portfolio system stores data in two different segments. The first segment contains 15 fields and uses a total of 89 bytes. The second segment contains eight fields and uses a total of 57 bytes. This brings us to the total of 23 fields and 146 bytes included in each record as noted above.

At this time, you should refer to the

illustration of these segments under "Field Definitions" so you can see the various fields used in the stock portfolio system.

The most important part of an efficient and effective database system is the record format. Before you design each segment, you must determine what type of data is to be stored in each record and how you are going to manipulate and report it. For example, one of the requirements in the portfolio system is to sort data by date. Rather than storing the date fields in the familiar format of month-day-year, it is more efficient to store the date in year-month-day format so it can be properly sorted first by year, then month, then day.

Also keep in mind that if the data is not contained in the record, it cannot be reported. This may sound too elementary to even mention it, but you will be surprised how often I have designed databases and left out an important field which I subsequently needed. For example, after I designed the portfolio system, I found a need to report on stocks which had been held over a certain number of months but I had failed to include this piece of data in each record. When referring to the field definition illustrations, this might explain why the "months owned" appears as the last field in each record rather than after the date fields.

Most of the fields in each record are self-explanatory and simply require that

FILENAME: STOCKS**

DEFINED DATA FOR SEGMENT - 1

FIELD : HEADING	LENGTH
1. -- PUR YEAR	2
2. -- PUR MONTH	2
3. -- PUR DAY	2
4. -- SALE YEAR	2
5. -- SALE MONTH	2
6. -- SALE DAY	2
7. -- CO. NAME	24
8. -- TYPE OF SEC	4
9. -- PUR AMOUNT	10
10. -- # OF SHARES	6
11. -- PER SHARE	6
12. -- SALE AMOUNT	10
13. -- PER SHARE	6
14. -- STATUS	1
15. -- GAIN/LOSS	10

Total data space = 89
This segment is stored on Drive 0

FIELD DEFINITIONS

FILENAME: STOCKS**

DEFINED DATA FOR SEGMENT - 2

FIELD : HEADING	LENGTH
16. -- FMV/SHARE	6
17. -- TOTAL FMV	10
18. -- UNR. G/L	10
19. -- CUR DIV RATE	6
20. -- ANNUAL DIV	10
21. -- FMV YIELD	6
22. -- INV YIELD	6
23. -- MONTHS OWNED	3

Total data space = 57
This segment is stored on Drive 0

data be inputted by the user. *Pro-Color-File* provides us with the ability to make calculations as each record is entered, thus avoiding the need to enter such results manually. For example, the stock portfolio system contains various fields which the system automatically includes in each record such as (field number is included in parenthesis): cost per share (11), proceeds per share (13), gain or loss on sale (15), total fair market value of shares (17), unrealized gain or loss (18), dividend yield based on market value (21), dividend yield based on invested amount (22) and, finally, the last-minute-added months owned (23).

One key field is the "status" field. This field is used to indicate whether the stock was sold or is still owned. If this field contains a '1', the stock was sold, otherwise, the field contains a blank space. This is necessary since I wanted the system to calculate a gain or a loss if the stock was sold, but no such calculation if it was still owned.

Let's look at the calculations being performed in the stock portfolio system (refer to the "equations" illustration).

The first two calculations develop the purchase and sale amounts per share. The third calculation shows the sale amount per share if the stock has been sold or shows a zero if it is still owned. Since the status field contains a blank until the stock is sold, the sale amount per share would develop a zero (anything times zero returns a zero). On the other hand, if the status field contains a '1' (meaning the stock was sold), the per share amount is multiplied times one and entered as such in the field. This same technique is used to develop the gain or loss on sale (calculation number five).

Three calculations were used to develop the number of months owned. First, the system calculates the number of years owned (calculation 11) and then converts this number to months (calculation 12) which when added to the difference between the month fields (calculation 13) results in number of months elapsed from the purchase date to the current date (more on the use of these dates later).

Let's look at the equations a little closer. You will notice that each is followed by two different characters ('%' or '!'). The '%' is used when you want the calculation to return a number followed by a decimal point and two digits to the right of the decimal which is the format used for dollars and cents or ratios. The '!' is used when you want the result to be in whole numbers. If no

EQUATIONS

FIELD NO. = EQUATION

1. 11 = 09/10 % SHARE AMT
2. 13 = 12/10 % SHARE AMT
3. 13 = 13*14 % SHOW IF SOLD
4. 15 = 12-9 % SALE AMT — PUR AMT
5. 15 = 15*14 % GAIN OR LOSS
6. 17 = 16*10 % CALCULATE TOTAL FMV
7. 18 = 17-09 % UNREALIZED GAIN/LOSS
8. 20 = 10*19 % ANNUAL DIVIDENDS
9. 21 = 20/17 % CURRENT DIV YIELD
10. 22 = 20/09 % INVESTMET DIV YIELD
11. 30 = 04-01 ! YEARS OWNED
12. 30 = 30**12" ! EQUIVALENT MONTHS
13. 23 = 05-02+30 ! MONTHS OWNED

symbols are used, then the result will not be adjusted. You will also note equation 12 contains the number 12 in quotes. This tells the system to take whatever is in field 30 and multiply it times 12 (rather than field number 12) in this particular instance. You might ask how can I use field number 30 when it has not been defined at all. Remember, there are only 23 fields contained in each record. Well, *Pro-Color-File* allows us to use fields temporarily without having to define or store them. In this instance I used field 30 to perform some calculations to get ready for the final calculation (number 13) where I store the number of months owned in field 23.

Pro-Color-File allows a total of 28 calculations which can be performed on each record as it is entered.

Unlike other database systems I own, *Pro-Color-File* allows you to design your own fill-in-the-blanks forms for entering data which are also used for viewing or updating records. The system refers to these blank forms as screens and you can have up to four of these screens.

The system allows you to use any of the colors offered by the Color Computer as your screen background or for coloring any section of your screen. I chose a black background with prompts in lower case so that characters are shown green on a black background. When you are defining screens, the system uses a screen editing routine so that you can place data anywhere on the screen. Several editing functions are also included in the system so that you can add lines, delete lines, etc., with ease.

You will notice that after, or underneath, every prompt there is a left bracket along with a number. This indicates the beginning of the data field along with the corresponding data field number. These data field numbers correspond to the fields previously defined under each of the two segments used. Between the brackets and the field numbers there are certain characters. A '#' indicates that it is alphanumeric (both characters and numbers); a '.' indicates that the data is a number followed by a decimal point plus two characters to the right of the decimal; and a '!' indicates that the field data is to be shown on the screen but cannot be modified from the keyboard.

On Screen number one, all of the data is to be entered except for the per share purchased cost (line that starts with a 'p'), per share sales price (line that starts with an 's') and the gain or loss sale, all of which will be calculated by the system as data is entered.

On Screen number two, most of the data is either calculated by the system or has been previously entered except for the current fair market value of the shares and the date (mm, dd, and yy). Please note that the date contained in fields four, five and six serve a dual purpose. If the shares have been sold, the date of sale is entered in these fields (Screen number one); if the shares have not been sold, these fields can be used to indicate the date the current fair market value is entered (Screen number two).

On Screen number three, all of the data fields have been previously entered or calculated by the system except for the current dividend rate.

SCREEN DEFINITIONS

SCREEN NUMBER 1

co name [\$7
 type [\$8
 number of shares [#10
 mo da yr each amount
 P [#2 [#3 [#1 [!11 \$[-.9
 s [#5 [#6 [#4 [!13 [.12

 total gain or loss \$[!15
 status [#14

SCREEN NUMBER 3

co name [!7
 type [!8
 shares [!10 div [.19
 annual dividends [!20
 current fmv [!17 yield [!21
 investment [!19 [!22

SCREEN NUMBER 2

co name [\$7
 type [\$8 shares [!10
 mm dd yy months fmv
 [#5 [#6 [#4 [!23 [.16
 current value \$[!17
 amount invested \$[!19

 gain or loss \$[!18

So, three screens are used, each showing some common or unique data for that screen. One shows the current status of the transaction, the next one shows unrealized gains or losses and the third one shows the dividend yield data along with applicable data to make the screens meaningful as you review or enter the data.

Now comes the fun and power of the *Pro-Color-File* system: the reporting capabilities.

The system allows you to design and store up to eight different report formats. These can either be reports to be printed or simply shown on the monitor screen.

The stock portfolio system uses six different report formats. The first five generate hard copy reports while the last one shows the data on the monitor screen.

Report numbers one, three, four and five are designed for obtaining data on stocks currently owned while report

numbers two and six are designed for obtaining data on stocks sold.

Before you obtain data using the various report formats, you need to properly arrange it and sort it. For example, reports one through five require that records be sorted by company name while report number six requires records to be sorted by year.

By selecting the appropriate report format and carefully selecting the sorted data, you can obtain numerous types of reports for various purposes. The system allows an ample variety of selection procedures for reporting purposes such as selecting all records or only those records which meet or do not meet certain criteria.

For example, using report format number one, you can select and print all of the stocks which are still owned, by selecting those records with a blank in the status field. You can further limit the items to be selected by indicating those for which a current fair market

value has been entered, or those showing unrealized gains, or unrealized losses. You can even select those with number fields equaling, exceeding or falling below selected amounts, or dates, etc.

It is beyond the scope of this tutorial to cover all of the possible types of selections that could be made to produce specific type reports since the selection criteria that could be used is so flexible and encompassing. Even the comprehensive manual supplied with the *Pro-Color-File* system cannot begin to cover the various possibilities available to the user in selecting and reporting data.

Let's look into the report formats a little closer. First of all, you are allowed up to three lines for the titles and two lines for the column headings. Also, two additional title lines can be inserted at the time you are printing a report thus further allowing individual identification of reported data based on the selection procedure followed.

Your reports can contain any number up to 255 characters per line and, based on the printer capabilities, such data can be printed in single or multiple line formats per record. Pages can also be numbered automatically as the report is being printed.

Looking at report format number one, you will notice that there are 96 characters per line and a total of seven columns are printed out along with the appropriate column headings as noted. Just below each column heading, indicate whether the data is to be printed as alphanumeric (using '%') or as numeric only (using '#') using the same format as the 'print using' statement in BASIC. Underneath each of the field indicators, there is the familiar left bracket and field number so the system knows which data field to print.

REPORT FORMATS

-----10-----20-----30-----40-----><50-----60-----70-----80-----90-----

REPORT NUMBER 1
Indexed by "COMPANY NAME"

Page ##

**DETAIL PORTFOLIO
INDIVIDUAL TRANSACTIONS**

COMPANY NAME	SEC TYPE	NO. OF SHARES	-----COST-----		CURRENT FMV	UNREALIZED GAIN/(LOSS)
			EACH	TOTAL		
%	%	% %	##,###	###.## #,###,###.##	#,###,###.##	#,###,###.##
[\$7	[\$8	[#10	[#11	[=9	[=17	[=18

-----10-----20-----30-----40-----><50-----60-----70-----80-----90-----

REPORT NUMBER 2
Indexed by "COMPANY NAME"

Page ##

**SALE OF SECURITIES
GAINS/LOSSES BY TRANSACTION**

COMPANY NAME	SHRS	PURCHASED		SOLD		MOS. HELD	PROCEEDS FROM SALE	ORIGINAL COST	GAIN OR (LOSS)
		MO	DA YR	MO	DA YR				
%	%	##,###	%/%-%/%-%/%	%/%-%/%-%/%	####	###,###.##	###,###.##	###,###.##/	
[\$7	[#10	[\$2[\$3[\$1	[\$5[\$6[\$4	[#23	[=12	[=9	[=15		

-----10-----20-----30-----40-----><50-----60-----70-----80-----90-----

REPORT NUMBER 3
Indexed by "COMPANY NAME"

Page ##

**DETAIL PORTFOLIO
UNREALIZED GAINS/LOSSES BY TRANSACTION**

COMPANY NAME	SHRS	PURCHASED		CUR DATE		MOS. HELD	CURRENT FMV	ORIGINAL COST	GAIN OR (LOSS)
		MO	DA YR	MO	DA YR				
%	%	##,###	%/%-%/%-%/%	%/%-%/%-%/%	####	###,###.##	###,###.##	###,###.##/	
[\$7	[#10	[\$2[\$3[\$1	[\$5[\$6[\$4	[#23	[=17	[=9	[=18		

-----10-----20-----30-----40-----><50-----60-----70-----80-----90-----

REPORT NUMBER 4
Indexed by "COMPANY NAME"

Page ##

**DETAIL PORTFOLIO
DIVIDEND YIELD OF INDIVIDUAL INVESTMENTS**

COMPANY NAME	NUMBER OF SHARES	ORIGINAL COST	CURRENT FMV	ANNUAL DIVIDENDS	-----YIELD-----	
					COST	FMV
%	%	###,###	###,###.##	###,###.##	###.##	###.##
[\$7	[#10	[=9	[=17	[=20	[#22	[#21

-----10-----20-----30-----><-----50-----60-----70-----

REPORT NUMBER 5
Indexed by "COMPANY NAME"

Page ##

**DETAIL PORTFOLIO
SUMMARY BY COMPANY**

COMPANY NAME	TOTAL INVESTMENT	NO. OF SHARES	-----STOCK PRICES-----		
			LOW	HIGH	AVERAGE
%	###,###.##	###,###	###.##	###.##	###.## S
[\$	[=9	[=10	[L11	[H11	[A11

REPORT NUMBER 6
Indexed by "YEAR"

**GAIN/LOSS BY YEAR
SCREEN REPORT**

YEAR	PROCEEDS	GAIN/LOSS
19%/%	###,###.##	###,###.##S
[\$	[#12	[#15

At this point, you have further choices in determining how data is to be printed by using different characters between the left brackets and the field numbers. For example, a 'S' is used to indicate the data is to be printed as alphanumeric data, '#' indicates numeric data, '=' indicates numeric data plus totals to be printed at the end of the report. You can also use '@' to indicate you want the average of a numeric field to be printed, 'L' for the lowest value or 'H' for the highest value (more on this later). You can even print out numeric data as if it were alphanumeric data, such as printing the dates so that hyphens can be placed between the year, month and day.

One powerful reporting feature is that of summary reports. For example, let's assume you have purchased shares of various companies at various times

and at various prices. By sorting the records by company name and using report format number five, you can obtain a summary listing by company (a single line printed for all records of the same company) showing the total amount invested, number of shares owned as well as the lowest, highest and average price of the shares owned. Likewise, if the records are sorted by year, you can obtain a summary of gains or losses by year using report format number six. Summary reports are obtained by placing an 'S' at the end of the data line as shown on report numbers five and six.

One very helpful feature of the report writer contained in the *Pro-Color-File* system is that you are not impaired by the fact that the Color Computer only allows 32 characters of data to be displayed on the screen at any one time.

Using a special window effect, you are shown the entire report as if it were a worksheet right on the screen. You can actually scroll from left to right to view an entire report even though it might be 255 characters per line. This feature is extremely useful in designing your reports with unequalled ease as compared to other systems.

Since special printer codes can be selected for lines to be printed, *Pro-Color-File* can work with any of the popular printers used with the Color Computer, plus most of the printers converted to work with it.

I have been using *Pro-Color-File* ever since it was first introduced and can safely describe it as one of the most powerful database systems I have thus far encountered for use with the Color Computer. In fact, I like it so well that I have formed a National User Group devoted to it whereby members can exchange information concerning the system along with enhancements, modifications, description of systems in use and even exchange databases created with the system. Although the group was recently formed, we currently have almost 100 members as of the date of this writing and continue to grow rapidly.

You can obtain further information on this powerful database system by contacting Derringer Software directly or writing to our *Pro-Color-File* National User Group, 12851 W. Balboa Drive, New Berlin, WI 53151.



**DRIVE 0 or
2 DRIVES
\$269.**

**WITH J DOS &
35 TRACK DRIVES**

**ADD \$5. FOR RS DOS
& MANUAL or \$10
FOR 40 TRACK DRIVE**


**40 TRACK DRIVES NOW ARE
NEW 1/2 HEIGHT, DIRECT DRIVES**

Complete disk drives from...

**\$159. INCLUDING CASE & POWER SUPPLY
35 Track \$159. 40 Track \$169.**

PANASONIC 1/2 HEIGHTS 40 TRACK DRIVES 1 Drive \$209. -
\$229. with Owl Doubler 2 DRIVE \$399.-\$415. with Owl Doubler
NOW DOUBLE YOUR OWLS!!! \$39.95

OWL DOUBLER is a device that allows use of both sides of double sided drive ! Software independent sits inside case and makes one disk drive 0&1 and the other 2&3!



All drives unused.
35 Track Drives
are manufacturers overstock.
6 month warranty on all drives.



M.C. & VISA Accepted

OWL-WARE
P.O. Box 116-D
Mertztown, PA.
19539

PA. Res. Include 6% Tax
(215) 682-6855



SELECTED SOFTWARE



FOR THE COLOR COMPUTER

UPGRADE YOUR COLOR COMPUTER!

Complete solderless kits with easy-to-follow instructions.

- 4K-16K FOR ALL BOARDS \$19.95
- 4K-32K FOR ALL BOARDS \$54.95
- 16K-32K FOR ALL BOARDS \$39.95

64K For E & F BOARDS & COCO 2 \$59.95
 *IF POSSIBLE, PLEASE SPECIFY BOARD REVISION WITH ORDER.

NOTE: All ICs used in our kits are first quality 200NS Prime Chips and carry one full year warranty.

SPECIAL OF THE MONTH
 JUNIOR'S REVENGE (32K)
 TAPE ONLY \$21.50

THE HJL-57 KEYBOARD WITH FREE SOFTWARE FOR FOUR FUNCTION KEYS.

\$79.95
 *Please specify model (original, F version or COCO 2)

DISKETTE CAROUSEL

- Precision Rotary
 - With 72 color-coded envelopes.
- \$29.95

'REAL TALKER'

With enhanced software on Tape and User's Manual

Cartridge \$59.95

'REAL TALKER II'

Same as above for COCO 2

\$69.95

Y-BRANCHING CABLE

For Disk Systems \$29.95

VOLKSMODEM

300 baud, direct connect, orig/answer automatically selected. Comes with all COCO cables and battery.
 \$74.95

BOOKS

- Color Basic Unravalled \$19.95
- Extended Basic Unravalled \$19.95
- Disk Basic Unravalled \$19.95
- ALL 3 BOOKS ONLY \$49.95

MONITORS AND INTERFACE

- Zenith ZVM-123 Green \$129.95
- Zenith ZVM-122 Amber \$149.95
- BMC \$191 U + medium res. w/sound \$289.95
- \$5 OFF Monitor with Video Plus purchased.

- VIDEO PLUS Color or monochrome for COCO \$24.95
- VIDEO PLUS II C Color for COCO 2 \$39.95
- VIDEO PLUS II M Monochrome for COCO 2 \$26.95

STAR PRINTERS

Gemini 10X	120 cps	\$279
Gemini 15X		\$399
Delta 10	160 cps &	\$415
Delta 15	8K buffer	\$549
Radix 10	200 cps &	\$615
Radix 15	16K buffer	\$715
PowerType	DaisyWheel	\$399
PBH Serial to Parallel switch selectable printer and modem interface \$79.95		
Purchased with Printer \$59.95		

TAKE 20% OFF ANY SOFTWARE ORDER

All games are in 16K machine language unless noted.

TOM MIX SOFTWARE

	TAPE	DISK
* DRACONIAN (32K) Will you be the next victim?	\$27.95	\$30.95
** SKRAMBLE Challenging destroy mission.	\$24.95	\$27.95
* CRASH (32K) Mario is back again!	\$24.95	\$27.95
* WORLDS OF FLIGHT (32K) Super realistic.	\$29.95	\$32.95
* SR-71 (32K Ext. Basic) A must for the adventurous.	\$28.95	\$31.95
* TOUCHSTONE (32K) Excellent graphics.	\$27.95	\$30.95
* BUZZARD BAIT (32K) Just outstanding!	\$27.95	\$30.95
* TRAP FALL Just like Pitfalls.	\$27.95	\$30.95
* THE KING (32K) Just outstanding!	\$26.95	\$29.95

SPECTRAL ASSOCIATES

* GALAGON (32K) Truly state-of-the-art.	\$24.95	\$28.95
* COLOR PANIC (32K) Excellent.	\$24.95	\$28.95
* CUBIX (32K) Outstanding with 16 skill levels.	\$24.95	\$28.95
** FROGGIE (32K) The best of its type.	\$24.95	\$28.95
* LUNAR-ROVER PATROL (32K) Just outstanding.	\$24.95	\$28.95
GEOGRAPHY PAC Excellent learning tool with 4 color hi-res. maps. Extended Basic required.	\$32.95	-
* LANCER (32K) Excellent Joust-type game.	\$24.95	\$28.95
* MS. GOBBLER (32K) Outstanding with 4 different mazes and 16 skill levels.	\$24.95	\$28.95
* WHIRLYBIRD RUN Excellent.	\$24.95	\$28.95
* GHOST GOBBLER Highly rated Pac Man-type with 16 skill levels and lots of action.	\$21.95	-

INTRACOLOR

** INTRACOLOR GRAND PRIX Exciting racing game.	\$34.95	\$34.95
** WILLY'S WAREHOUSE (32K) Excellent graphics & sound.	\$34.95	\$34.95
** CANDY CO. (32K) Can you save O.P. Doll? Over 1000 frames.	\$34.95	\$34.95
** COLORPEDE Just like the arcade.	\$29.95	\$34.95
* ROBOTTACK Just like the arcade.	\$24.95	\$27.95

DATA SOFT

* ZAXXON (32K) Sega's official version.	\$39.95	\$39.95
** POOYAN (32K) Konami's official version. Tape & disk included.	\$29.95	
** MOON SHUTTLE Nichibutsu's official version. Tape and disk included.	\$29.95	

COMPUTERWARE

	TAPE	DISK
* JUNIOR'S REVENGE (32K) Exciting!	\$28.95	\$31.95
* GRAN PRIX (32K) Challenging race.	\$21.95	\$24.95
* DOODLE BUG Just like Ladybug.	\$26.95	\$29.95

ANTECO SOFTWARE ROMPAK ONLY

* 8-BALL For the pool-table lover.	\$29.95	
* GHOST GOBBLER by Spectral Associates	\$26.95	
* WHIRLYBIRD RUN by Spectral Associates	\$26.95	

ADVENTURE INTERNATIONAL

SAIGON: THE FINAL DAYS The most truly unique adventure ever.	\$24.95	-
ADVENTURELAND Wander through an enchanted realm and try to recover the 13 lost treasures.	\$19.95	-
EARTHQUAKE You will fear for more than your own life.	\$24.95	-
** SEA DRAGON (32K) Outstanding underwater thrills and chills.	\$34.95	-

UTILITIES AND APPLICATIONS

RAINBOW SCREEN MACHINE	\$29.95	\$32.95
SUPER SCREEN MACHINE	\$44.95	\$47.95
TELEWRITER-64	\$49.95	\$59.95
MASTER DESIGN	-	\$34.95
PRO-COLOR-FILE *ENHANCED*	-	\$79.95
COLORCOM/E Rompak or Disk	\$49.95	
CCEAD	\$ 6.95	-
64K DISK UTILITY	-	\$21.95
TAPE UTILITY	\$24.95	\$24.95
MULTIPAK CRACK	-	\$24.95
HOME BASE	-	\$49.95
WORK BASE I	-	\$64.95
WORK BASE II	-	\$79.95

*Requires Joystick

** Joystick Optional

WE PAY POSTAGE on all orders in the United States & Canada. Overseas please add \$3.00. (MN Res. add 6% sales tax.)

We accept Visa, Mastercard, check or money order. U.S. funds only for foreign orders. C.O.D. please add \$2.00

Send to: **SELECTED SOFTWARE, P.O. Box 32228, Fridley, MN 55432**

**24 HOUR ORDER LINE
 (612) 757-2439**

If At First You Don't Succeed . . . Read The Directions!

By Steve Blyn
Rainbow Contributing Editor

Are you the type who gets a new software utility, loads it in, and then promptly declares that it doesn't work? Or are you the type who reads the directions first? Too many of us are the first type. We have been wrongly trained in this 'Age of Marvels' to expect things to work automatically. Much to our dismay, sometimes they don't work that easily.

Children often follow in the footsteps of their parents. My children too often expect software packages to operate automatically. They reflect the shortcomings of the adults around them. Learning to read and follow directions are skills that we need to stress in the elementary grades and on through the higher grades.

A careless approach to new material is not restricted by any means to software. The same person who overlooks software directions will also overlook directions in a variety of other areas. New household items and appliances are frequent examples. Did you ever try

(Steve Blyn teaches both exceptional and gifted children, holds two master's degrees and has won awards for the design of programs to aid the handicapped. He and his wife, Cheryl, own Computer Island.)

to assemble a backyard swing set without reading the directions?

A child who does not read or listen to directions carefully in school can often receive a grade lower than his true abilities. Sometimes directions indicate certain ways of entering answers so they are not overlooked by the scorer. A careful reading of the directions would indicate this. Other times, children who don't read directions may respond incorrectly, fully believing that they are correct. An example of this would be giving synonyms when antonyms were asked for, or some other unintentional mistake.

Children are especially prone to overlooking directions on many of the standardized tests given to them. These tests can greatly affect decisions on the class placement of the child. Realizing the problem, many times teachers are instructed to read the directions aloud to the children while they read them to themselves before the test begins.

One exercise I have always found successful in classes is utilized in this month's article. A sheet of paper is distributed to each child. There are either nine numbers or letters printed on the sheet in Tic-Tac-Toe fashion. The point is to follow the leader's directions involving these numbers or letters. The directions may either be printed on the

back of the sheet of paper, or read to the children by the leader.

The leader may either be the teacher, or another student. Of course, parents could do this at home to reinforce the skill. Also, the exercise is worthwhile and at the same time entertaining for a parent and an impatient child waiting in a doctor's office, or an airport, as a non-computer activity. This exercise works equally well for oral or written directions.

1. Read this entire paper first
2. Draw a box around C
3. Draw a box around G
4. Draw a line from C to G
5. Draw a triangle around W
6. Draw a figure 8 around B and S
7. Draw a circle around M
8. Draw a #4 between the letters K and A

The first time that you try this exercise on a youngster, it is a good idea to add the additional written instruction,

9. Do not write anything on this paper.

You will be surprised how many youngsters will not get to the last instruction until they have done all of the

**GAMES
EDUCATION**

GUARANTEED QUALITY

**ARCADE
UTILITIES**

SPECTRAL ASSOCIATES HAS PRODUCED THE HIGHEST QUALITY COLOR COMPUTER ARCADE GAMES FOR MORE THAN THREE YEARS. RADIO SHACK HAS LICENSED MANY OF OUR GAMES — HOW MANY OTHER ALLEGED "ARCADE GAME MANUFACTURERS" CAN SAY THAT? SPECTRAL IS THE STANDARD OF EXCELLENCE AND WE STAND BEHIND OUR PRODUCT. IF YOU ARE NOT 100% SATISFIED BY OUR ARCADE GAMES, RETURN THE GAME WITHIN 10 DAYS FOR A FULL REFUND.

ARCADE QUALITY GAMES

			Cassette Price
			Disk add \$3.00
LANCER (JOUST)	32K	ML	24.95
LUNAR ROVER (MOON PATROL)	32K	ML	24.95
GALAGON (GALAGA)	32K	ML	24.95
MS. GOBBLER (MS. PAC MAN)	32K	ML	24.95
PLANET INVASION (DEFENDER)		ML	24.95
WHIRLYBIRD RUN (SCRAMBLE)		ML	24.95
CUBIX (Q*BERT)	32K	ML	24.95
GALAX ATTAX (GALAXIANS)		ML	24.95
COLOR PANIC (SPACE PANIC)	32K	ML	21.95
COSMIC INVADERS (SPACE INVADERS)		ML	21.95
PENGO (PENGO)		ML	24.95
DEVIOUS (XEVIOUS)	32K	ML	21.95
FROGGIE (FROGGER)	32K	ML	24.95
QIKS (QIX)	32K	ML	24.95
STORM ARROWS (TARG)		ML	21.95
ANDROID ATTACK (BERZERK)		ML	24.95
DEFENSE (MISSILE COMMAND)		ML	24.95
GHOST GOBBLER (PAC MAN)		ML	21.95
SPACE RACE (OMEGA RACE)		ML	24.95
CRYSTAL CASTLES (ICE CASTLES)	32K	ML	24.95
COLOR ZAP (SPACE ZAP)		ML	14.95
SPACE SENTRY (STAR TREK)		ML	21.95
STAR SPORES (FIGHT ALIEN INVADERS)	32K	ML	21.95
BEAM RIDER (ORIGINAL STRATEGY GAME)		ML	24.95
SPACE WAR (INTERPLANETARY COMBAT)		ML	21.95

EDUCATION

GEOGRAPHY PAK			
(FIVE DIFFERENT STUDIES)		EB	29.95
ALPHA SEARCH (ALPHABET TUTOR)	ML		14.95
QUIZSPIN (JOKER IS WILD)	32K	EB	19.95
HORSEPLAY (VOCABULARY BUILDERS)	32K	EB	19.95
PICKWHICH (SHAPE RECOGNITION)	ML		9.95
SPELLING MASTER (SPELLING TUTOR)		EB	14.95
SPANISH FOOTBALL (SPANISH TUTOR)		EB	14.95
TYPE ASSAULT (GRAPHIC TYPING)	ML		19.95
INTEGER MATH (MATH TUTOR)			14.95
TYPING TUTOR (TOUCH TYPING)			19.95
DOLLARS & SENSE (MONEY TEACHER)		EB	11.95
SCHOOL MAZE (SCHOOL ADVENTURE)		EB	11.95

UTILITIES

ULTRA 80C (EDITOR-ASSEMBLER)		ML	D	49.95
DISK EDITOR (FIX & ALTER DISK DATA)			D	24.95
BUGOUT (POWERFUL MONITOR)		ML		14.95
ORACLE (GRAPHICS MONITOR)	32K	ML		24.95
SOUNDSOURCE (SOUND ANALYZER)		ML		14.95
COMPUVOICE				
(SOFTWARE VOICE SYNTHESIZER)			EB	24.95
GRAPHICS 'N TEXT				
(SOFTWARE LOWER CASE)		ML		9.95
DISASSEMBLER (CRACK YOUR ROMs)			EB	14.95
GRAPHICOM				
(GRAPHICS DEVELOPMENT TOOL)	64K	ML	D	24.95
PLATINUM WORKSAVER				
(BASIC ENHANCEMENT)		ML		29.95
DATA PAK 2 (TERMINAL PACKAGE)		ML	(D = 44.95)	34.95
CORES (TAPE EDITOR/ASSEMBLER & DEBUG MONITOR)		ML		34.95
TEXTPRO III (WORDPROCESSOR)		ML	(D = 59.95)	44.95
HI-RES II (HI-RES SCREEN UTILITY)		ML		24.95
FLEX+ (DISK OPERATING SYSTEM) with EDITOR/ASSEMBLER	64K	ML	D	59.95
				89.95

ADVENTURE GAMES

KEYS OF THE WIZARD			
(ADVANCE ADVENTURE)		ML	
SYZYGY (3D GRAPHIC ADVENTURE)	32K	ML	19.95
PRISON CITY			24.95
(BASIC GRAPHIC ADVENTURE)			EB
CAVERNS OF DOOM			9.95
(DUNGEON ADVENTURE)		ML	
PIRATES AHOY (PIRATE ADVENTURE)	32K		19.95
MAZE ESCAPE (3D GRAPHIC MAZE GAME)			9.95
NAUGUS (GRAPHIC/ARCADE)		ML	EB
"ORIGINAL" ADVENTURE GAME		ML	FLEX+
			19.95

MISCELLANEOUS

LEMANS (GRAPHIC RACE GAME)		ML		14.95
GAMBLIN GAMES (3 CASINO GAMES)	32K	ML	EB	19.95
TREASURY PAK (30 GAMES!!!)	32K	ML	EB	29.95

D = DISK ONLY EB = EXT BASIC REQD
ML = MACHINE LANGUAGE
ALL PROGRAMS REQUIRE 16K UNLESS OTHERWISE SPECIFIED

SPECTRAL ASSOCIATES

3418 SOUTH 90th STREET TACOMA, WA 98409

ORDERS ONLY 800 426 1830

ORDER PROCESSING AND INFORMATION 206 581 6938

LOOK FOR THE FOLLOWING SPECTRAL ASSOCIATES GAMES AT YOUR LOCAL RADIO SHACK STORE:

- MADNESS AND THE MINOTAUR
- SLAY THE NEREIS
- MICROBES
- DOWNLAND

INTERNATIONAL DISTRIBUTORS:

KELLY SOFTWARE, EDMONTON, ALBERTA
SECTOR SOFTWARE, DARTMOUTH, NOVA SCOTIA
SPECTRUM SOFTWARE, ADELAIDE, AUSTRALIA



EXPRESS ORDER!

ORDER BY VISA OR MASTERCARD AND YOUR ORDER WILL BE SHIPPED WITHIN ONE BUSINESS DAY — GUARANTEED OR YOU GET THE GAME FREE!! HARDWARE ITEMS SUBJECT TO MANUFACTURERS AVAILABILITY.

TOLL FREE ORDER LINE

NO COD ORDERS
SHIPPING AND HANDLING
ADD 3% , \$2.00 minimum
CANADA ADD 6%, \$3.00 minimum
FOREIGN ADD 15%, \$5.00 minimum
WA residents add 7.8% tax

instructions. It is a learned habit for many of us to ignore instruction one and plunge headlong into the task.

This 'trick' will, of course, only work the first time on any individual, but it should serve to drive home the point.

Our program draws the nine letters and the geometric shapes needed to complete the directions. Line 40 tells the computer to *GOSUB 300*. Lines 300 to 380 contain the drawings for the nine letters needed for the exercise. Line 390 draws a number 4 which we also need. Line 400 *RETURN* back to Line 50.

Lines 80 through 160 draw the nine letters on the screen in Tic-Tac-Toe fashion. Lines 170 through 180 wait for you to press the ENTER key. (*CHR\$(13)* represents the ENTER key). When it is pressed, the program proceeds. Lines

190 through 250 draw the completed diagram with the instructions carried out. Pressing ENTER again will repeat the procedure.

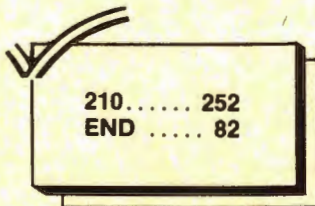
This program will enable the child or class to view the results of the instruction set on the computer screen. They can easily compare it to their own paper to check for accuracy. The program could, perhaps, be used as a pretest and retest for before and after some of your teaching on the topic of improving the reading of directions.

It is an easy job to create other similar worksheets for the children to practice on. The directions are given by you on a separate sheet of paper or are read aloud by you. The only program changes would be on Lines 190 through 250.

It is both fun and good practice in

learning about CoCo graphics to figure out the drawing of the various graphics around the letters. Perhaps some of your children could assist in creating some of these additional graphics. Either their ideas or their actual programming assistance could be encouraged.

The need to follow directions is just as important for teachers as for their students. We should all be careful to search the directions of our software purchases. Often there is an important first or last instruction that may tell us to make a backup copy to protect the original master disk. Another overlooked instruction may be to enter a password before beginning the program. We really can't guess what all of the essential instructions are until we carefully read the directions ourselves.



The listing:

```
10 REM" FOLLOWING DIRECTIONS"
20 REM" STEVE BLYN, COMPUTER ISLAND, NY, 1984
30 PCLS: SCREEN1, 0: PMODE3, 1: CIRCLE(50, 50), 10
40 CLS: GOSUB 300
```

PARALLEL PRINTER INTERFACE


FOR THE RADIO SHACK COLOR COMPUTER

- * Runs any parallel printer from the Color Computer serial I/O port.
- * No hardware modifications or software patches needed. Works with all standard Color Computer commands including graphics.
- * Switch selectable baud rates from 300 to 9600.
- * All cables and connectors included.
- * 1 year warranty.
- * Most printers supply power at the parallel port. With these printers you may order your interface without the power module.

(Printers known to require the power module are: Epson, Panasonic, and Mannesman Tally.)

- * PRICE: Model CCP-2 with modem connector & switch—\$84.
Model CCP-1 without modem connector & switch—\$69.

Either model without power module deduct—\$3.
Shipping costs included in price.
Michigan residents add 4% sales tax.



CCP-1 OWNERS

UPGRADE YOUR CCP-1 TO A CCP-2 !!

Send us your CCP-1 plus \$17 (includes shipping) we will add the necessary cable and switch.

BOTEK INSTRUMENTS

313-739-2910

4949 HAMPSHIRE, UTICA, MICH., 48087

Dealer inquiries invited



COLOR PERIPHERALS



BOOKS

COLOR BASIC UNRAVELLED	19.95
EXTENDED BASIC UNRAVELLED	19.95
DISK BASIC UNRAVELLED	19.95
SET OF 3 UNRAVELLED BOOKS	49.95
The Unravalled series is the ONLY, complete, TOTALLY commented and explained disassembly of COLOR BASIC. Complete memory map in each book.	
FACTS (Hardware Manual)	14.95
6809 Assembly Language Programming	19.95
Color Computer Songbook	7.95
101 Color Computer Tips & Tricks	7.95
55 Color Computer Programs	9.95
55 More Color Computer Programs	9.95
Color Computer Graphics	9.95
6809 Programmers Reference Card	1.95

MODEMS

HAYES SMARTMODEM 300 (300 BAUD, auto dial/auto answer)	220.00
US ROBOTICS PASSWORD 300 (300 BAUD)	160.00
US ROBOTICS PASSWORD (1200 BAUD, auto dial/auto answer)	350.00

DISK DRIVES

TANDON Single Sided, DD	199.95
TANDON Double Sided, DD	279.95
includes software to convert to two single sided drives	

CHIPS

4164 RAM	6.00
6809E CPU	19.95
6883 SAM	24.95
6821 PIA	8.00
6822 PIA	13.00
6847 VDG	14.95

MISCELLANEOUS

CCI MONITOR ADAPTER	24.95
CCI II MONITOR ADAPTER	34.95
RS232 3 WAY SWITCHBOX	29.95
C-10 CASSETTES	.59
DISKETTE SSDD	2.49
Box of 10	19.95
BLANK ROM PAK PROJECT BOX	3.95
The ANSWER (Disk Expander, Parallel interface, TERM program)	
64K RAM EXPANSION KIT	49.95
DISK (40 PIN) "Y" CONNECTOR	29.95

PRINTERS

GEMINI 10X	\$315.00
GEMINI 15X	430.00
RS232 Card	55.00
RS232 W/4K Buffer	99.95
LEGEND 800 (80 cps)	295.00
LEGEND 1000 (100 cps)	325.00
LEGEND 1200 (120 cps)	370.00
LEGEND 1500 (150 cps)	390.00
RS232 Card	100.00
OKIDATA ML82A (120 cps) (built in RS 232 interface)	335.00

MONITORS

AMDEK COLOR 1 (CCI VIDEO DRIVER -\$20- w/purchase)	299.00
---	--------

JOYSTICKS

WICO JOYSTICK ADAPTER	19.95
ATARI JOYSTICK	12.95
WICO "RED BALL"	29.95



UTILITIES

ULTRA 80C (EDITOR-ASSEMBLER)	ML	D	49.95
DISK EDITOR (FIX & ALTER DISK DATA)		D	24.95
BUGOUT (POWERFUL MONITOR)	ML		14.95
ORACLE (GRAPHICS MONITOR)	32K ML		24.95
SOUNDSOURCE (SOUND ANALYZER)	ML		14.95
COMPUVOICE (SOFTWARE VOICE SYNTHESIZER)		EB	24.95
GRAPHICS 'N TEXT (SOFTWARE LOWER CASE)	ML		9.95
DISASSEMBLER (CRACK YOUR ROMS)		EB	14.95
GRAPHICOM (GRAPHICS DEVELOPMENT TOOL)	64K ML	D	24.95
PLATINUM WORKSAVER (BASIC ENHANCEMENT)	ML		29.95
DATA PACK 2 (TERMINAL PACKAGE)	ML	(D = 44.95)	34.95
CORES (TAPE EDITOR/ASSEMBLER & DEBUG MONITOR)	ML		34.95
TEXTPRO III (WORDPROCESSOR)	ML	(D = 59.95)	44.95
HI-RES II (HI-RES SCREEN UTILITY)	ML		24.95
FLEX+ (DISK OPERATING SYSTEM) with EDITOR/ASSEMBLER	64K ML	D	59.95
			89.95

D = DISK ONLY EB = EXT BASIC REQD
ML = MACHINE LANGUAGE
ALL PROGRAMS REQUIRE 16K UNLESS OTHERWISE SPECIFIED

LOOK FOR THE FOLLOWING SPECTRAL ASSOCIATES GAMES AT YOUR LOCAL RADIO SHACK STORE:

- MADNESS AND THE MINOTAUR
- SLAY THE NEREIS
- MICROBES
- DOWNLAND



INTERNATIONAL DISTRIBUTORS:

KELLY SOFTWARE, EDMONTON, ALBERTA
SECTOR SOFTWARE, DARTMOUTH, NOVA SCOTIA
SPECTRUM SOFTWARE, ADELAIDE, AUSTRALIA

NO COD ORDERS

ADD 3% SHIPPING AND HANDLING, \$2.00 minimum
CANADA ADD 6%, \$3.00 minimum
FOREIGN ADD 15%, \$5.00 minimum
WA residents add 7.8% tax

EXPRESS ORDER!!

ORDER BY VISA OR MASTERCARD AND YOUR ORDER WILL BE SHIPPED WITHIN ONE BUSINESS DAY — GUARANTEED OR YOU GET THE GAME FREE!! HARDWARE ITEMS SUBJECT TO MANUFACTURERS AVAILABILITY.

TOLL FREE ORDER LINE

ORDERS ONLY 800 426 1830

SPECTRAL ASSOCIATES

ORDER PROCESSING 206 581 6938
AND INFORMATION

3418 SOUTH 90th STREET
TACOMA, WA 98409

MASTER DESIGN

(C) 1984 By Derringer Software, Inc.

DOES MORE THAN JUST DRAW PICTURES

IT'S A TEXT DESIGNER

Master Design has the ability to generate lettering in the graphics mode from sizes 2 to 32 and in a wide range of styles. Size 2 offers a 42 x 22 line format while size 32 creates letters that take up over half the screen. Lettering can be skinny, bold, textured, tall, drop shadow, raised shadow and in different thickness. There's nine different settings for thickness and nine different settings for creating open lettering.

IT'S A GRAPHICS EDITOR

Take full advantage of hi-res commands including GET, PUT, CIRCLE, PCOPY, PMODE, LINE, BOX, BOX FILL, PAINT and other special features available only with Master Design. Master Design utilizes a "two cursor" concept to allow quick formatting of boxes, lines and special patterns such as dot patterns for shading and diagonal, vertical or horizontal lines for creative backgrounds. You can create designs and use the TEXT designer to label areas or place titles. You can also create mirror images of the display.

COMES WITH A SCREEN PRINT ROUTINE

Master Design comes with a 7 bit and 8 bit version of a hi-res screen print routine so no matter what your printer is, we have it covered. Works in any pmode and can print normal or reversed images.

DISK and CASSETTE I/O


Save and load your creations to and from disk or cassette. You can even load hi-res displays created by other programs to make changes.

INTERFACES WITH TELEWRITER-64

Wouldn't it be nice if you could design your own letter head in hi-res graphics and then print it out while using Telewriter-64? Master Design offers just that capability! The Letter Head Utility will let you convert any hi-res display so that it can be accessed while using Telewriter-64! The BASIC program modules are provided with step by step instructions. These BASIC modules can also be used in your own BASIC programs for printing displays without having to use the graphic pages. You can have upto 88 pages of graphics linked together for printing!



THIS IS A
SMALL EXAMPLE
OF WHAT YOU
GET FOR JUST:



**DERRINGER
SOFTWARE
INC.**



Send Check or Money Order to:

Derringer Software, Inc.,

P. O. Box 5300

Florence, S. C. 29502-2300 see us at  PRINCETON

Visa/MC customers can call: (803) 665-5676 — 9:00 - 5:00 edt

Requires 32K with at least one disk drive
(include \$2.00 for shipping and handling)

Telewriter-64 (C) 1983 by Cognitex

```
50 PCLS:PMODE3,1:SCREEN1,1
60 COLOR6:LINE(15,20)-(240,170),
PSET,B
70 PAINT(1,1),7,6
80 DRAW"S12;C8;BM50,50"+K$
90 DRAW"BM110,50"+G$
100 DRAW"BM170,50"+M$
110 DRAW"BM50,100"+A$
120 DRAW"BM110,100"+B$
130 DRAW"BM170,100"+S$
140 DRAW"BM50,150"+C$
150 DRAW"BM110,150"+Y$
160 DRAW"BM170,150"+W$
170 EN$=INKEY$
180 IF EN$=CHR$(13) THEN 190 ELSE
E 170
190 COLOR6:LINE(40,130)-(70,155)
,PSET,B:REM"A BOX AROUND C
200 LINE(100,60)-(130,30),PSET,B
:REM"A BOX AROUND B
210 LINE(100,60)-(70,130),PSET:R
EM"A LINE FROM C TO B"
220 LINE(175,120)-(150,160),PSET
:LINE-(200,160),PSET:LINE-(175,1
20),PSET:REM"A TRIANGLE AROUND W
"
230 CIRCLE(125,90),30,6,.5:CIRCL
E(180,90),30,6,.5:REM"A FIGURE 8
AROUND B AND S"
240 CIRCLE(178,45),20:REM"A CIRC
LE AROUND M
250 DRAW"S8;BM50,75"+FR$:REM" A
4 BETWEEN K AND A"
260 EN$=INKEY$
270 IF EN$=CHR$(13) THEN RUN ELSE
E 260
280 GOTO 280
290 REM"HERE ARE THE LETTERS USE
D IN THE PROGRAM"
300 A$="BU4R3FDHL2GDFR2ENU2FBR2"
310 B$="BU6RD6NLBUFR2EU2HL2GBF3B
R3"
320 C$="BRNR2HU2ER2FBD2GBR3"
330 G$="BRNR2HU2ER2FNUD2NGD2GL2H
BEBR5"
340 K$="RU6NLBD4R2NE2F2BR2"
350 M$="BU4FND3EFND3EFD3BR2"
360 S$="BUFR2EHL2HER2FBD3BR2"
370 W$="BUNU3FENU3FENU3BR2BD"
380 Y$="BUNU3FR2ENU3D2GL2HBUBR6"
390 FR$="BR3U5G3R4BD2BR3"
400 RETURN
```

For *PMODE 4*
Screen Enlargement,
There's . . .

Blowup

By Joseph Kohn

The graphics capability of the CoCo continues to be an essential and useful tool. The ability to create and manipulate graphics has been the subject of many articles and much software. The *BLOWUP* program described here should be a useful adjunct to most of these for the purpose of enlarging portions of the *PMODE 4* screen.

The program allows the user to load the *PMODE 4* screen from either disk or tape. Then by using the right joystick, a portion of this "source" screen can be selected for "blowing up," or enlarging. The enlarging ratio is 2 to 1, vertically and horizontally. The section of the source screen selected is 128 pixels wide by 96 pixels high, which is the size of one-quarter of the *PMODE 4* screen.

(Joseph Kohn is a systems engineer for TRW in San Bernardino, Calif. He is currently president of the Citrus Color Computer Club. His interests are graphics and utilities.)

Pressing the fire button will enlarge this section to a full screen.

The resulting blowup can be examined or copied to the source screen, where it can be saved to tape or disk, or enlarged again. This provides for interfacing *BLOWUP* to other graphics programs such as a screen printer or *Graphicom*, and allows repeated enlargements which can create some unusual effects.

The *BLOWUP* program is shown in Listing 1. The program is menu-oriented and contains the necessary instructions. The only additional note is that when viewing a graphics screen, pressing any key will return to the menu. Several safeguards are provided so that the user has the option of aborting an operation and returning to the menu.

BLOWUP uses all eight graphics pages. The source screen resides on pages one to five. The blowup is generated on pages five to eight. By using eight pages, the source screen is preserved and can be examined at any time. The source screen will only be destroyed

by the *COPY BLOWUP* command, which copies the blowup screen to the source screen. The *PCLEAR 8* statement in Line 40 sets up the graphics pages. If the program does not run as written, enter *PCLEAR 8* before loading and running *BLOWUP*.

The BASIC program is quite straightforward, and requires little explanation, except for the graphics cursor routine and embedded machine language (ML) subroutine. The program structure, by lines, is:

40-50	· Initialize
60-80	ML subroutine
90-120	Main menu
130-180	Load source
190-240	Save source
250-260	Blowup instructions
270-340	Graphics cursor
350-360	Call to ML subroutine
370	See source
380	See blowup
390-400	Copy blowup
410-420	Utilities

The program adapts automatically to use of disk or tape for determining where the graphics reside. Remember that page one starts at \$600 without disk and \$E00 with disk. This information is conveniently stored at \$BA, which is the most significant byte (MSB) of the start of the page selected by the *PMODE* command.

The sequence of generating the graphics cursor begins by establishing the start address of page one. This is accomplished by SB in Line 270. The joystick inputs are weighted and then added to SB. The address AD is the location of the upper left (UL) cursor byte. This address is offset by 3055 bytes for the lower right (LR) cursor byte.

To provide a non-destructive cursor that is visible regardless of screen content, the value in the UL and LR bytes is first *PEEKed*. The same bytes are *POKEd* with their numerical complement (Line 300). The original values are

finally restored in Line 320.

The cycle of reading the joysticks and blinking the cursor is repeated if neither the fire button (Line 340) or space bar (Line 330) are pressed. When the fire button is pressed, the program branches to Line 350 where the *USR* call is made to the *ML* subroutine.

This subroutine is actually contained in Line 60 as the string *ML\$*. Each pair of characters are a byte of *ML* code. The assembly listing is provided in Listing 2 for illustration. The *ML* code is *POKEd* into memory by Line 70. Line 80 is provided as a check on typing skills. If *ML\$* is not entered correctly, the program will end before the main menu appears.

The *ML* subroutine begins by receiving and processing the address of the UL cursor byte, AD, via the *USR* call and BASIC's *INTCNV* subroutine. The X register (Line 110) is used as a pointer to the source screen byte being processed. The start and end of graphics

pages five and eight are established by Lines 130 through 170. The Y register is used to point to the destination, or blowup, bytes being generated.

Three loops are used. *LOOP1* for eight bits of each source byte, *LOOP2* for 16 horizontal bytes of source screen, and *LOOP3* for vertical increments until the end of page eight is reached. Note that each source byte generates two vertical and two horizontal destination bytes.

The source screen is preserved by using the *ROL,X* instruction to examine each source bit. If a bit is 'on', the weight corresponding to that bit is selected from the *TABLE* values. This value is then *ORed* with the destination bytes. After completing *LOOP1*, a final *ROL* brings the source byte back to its original state.

It is hoped that you find this program a welcome addition to your graphics repertoire.

Listing 1:

```

10 *BLOWUP
20 *JOSEPH KOHN
30 *22MAR84
40 PCLEAR8:GOTO50
50 CLEAR50,&H4FFF:DEFUSR0=&H5000
60 ML$="BDB3ED1F0196BA5F1F028B18
ED8C478610A78C44338C2D6984240BEC
C4AAA4EA21EDA4EDA8203342ECC426EB
6984300131226A8C232EDD31A8203088
1010AC8C1525CC39C00030000C000300
00C00030000C00030000"
70 FORI=0TO(LEN(ML$)/2)-1:POKE&H
5000+I,VAL("&H"+MID$(ML$,(I*2)+
,2)):NEXT
80 CK=0:FORI=&H5000 TO &H5055:CK
=CK+PEEK(I):NEXT:IFCK<>7973THEN
END
90 X$(0)="LOAD SOURCE":X$(1)="SA
VE SOURCE":X$(2)="BLOWUP SOURCE"
:X$(3)="SEE SOURCE":X$(4)="SEE B
LOWUP":X$(5)="COPY BLOWUP"
100 X$="BLOWUP":GOSUB420:FORI=0T
05:PRINTI+1". "X$(I):NEXT
110 PRINT@480,"CHOICE?":GOSUB41
0:K=VAL(K$):IFK<1 OR K>6 THEN110
120 ON K GOTO 130,190,250,370,38
0,390
130 X$=X$(0):GOSUB420
140 INPUT"DISK OR TAPE";I$
150 LINEINPUT"FILE NAME? ";FI$
160 INPUT"READY";K$:IFK$="N"THEN
100ELSEPMODE4,1:PCLS:SCREEN1,0
170 IFI$="D"THEN LOADM FI$ ELSE
CLOADM FI$
180 GOTO100
190 X$=X$(1):GOSUB420

```

```

200 INPUT"DISK OR TAPE";I$
210 LINEINPUT"FILE NAME? ";FI$
220 INPUT"READY";K$:IFK$="N"THEN
100ELSEPMODE4,1:SCREEN1,0
230 IFI$="D"THEN SAVEM FI$,SB,SB
+6144,SB ELSE CSAVEM FI$,SB,SB+6
144,SB
240 GOTO100
250 X$=X$(2):GOSUB420
260 PRINT"USE THE RIGHT JOYSTICK
TO SELECT THE SOURCE SECT
ION.":PRINT:PRINT"PRESS THE FIRE
BUTTON TO BLOWUP.":PRINT:PRINT
"USE THE space bar TO ABORT.":PR
INT
270 INPUT"READY";K$:IFK$="N"THEN
100ELSEPMODE4,1:SCREEN1,0:SB=PEE
K(&HBA)*256
280 JX=JOYSTK(0):JY=JOYSTK(1)
290 AD=SB+INT(JX/3.937)+32*INT(1
.52381*JY)
300 V1=PEEK(AD):POKEAD,255-V1:V2
=PEEK(AD+3055):POKEAD+3055,255-V
2
310 FB=PEEK(65280)
320 POKEAD,V1:POKEAD+3055,V2
330 IFINKEY$=" "THEN100
340 IF FB=127 OR FB=255 THEN280
350 PMODE4,5:PCLS0:SCREEN1,0:A=U
SR0(AD)
360 GOSUB410:GOTO100
370 PMODE4,1:SCREEN1,0:GOSUB410:
GOTO100
380 PMODE4,5:SCREEN1,0:GOSUB410:
GOTO100
390 X$=X$(5):GOSUB420:INPUT"ARE
YOU SURE";K$:IFK$="N"THEN100

```

```

400 PMODE4,1:SCREEN1,0:FORI=5TO8
:PCOPY I TO I-4:NEXT:GOSUB410:GO
TO100
410 K$=INKEY$:IFK$=""THEN410ELSE
RETURN
420 CLS:X=LEN(X$):Y=INT((32-X)/2
):PRINTSTRING$(Y,"*")X$STRING$(3
2-Y-X,"*"):RETURN

```

Listing 2:

```

00010 *BLOWUP
00020 =JOSEPH KOHN
00030 *23MAR84
00040 *
00050 *ENTRY;
00060 * PASS SOURCE START BYTE WITH USR
00070 * PMODE4,5 SELECTED
5000
00080 ORG #5000
00090 *
5000 BD B3ED 00100 START JSR #B3ED INTCNV
5003 1F 01 00110 TFR D,X X=START BYTE
00120 *GET START OF PAGE 5 AND END OF PAGE 8
5005 96 BA 00130 LDA #BA
5007 5F 00140 CLR B
5008 1F 02 00150 TFR D,Y Y=START OF PAGE 5
500A 8B 18 00160 ADDA #18
500C ED 8C 47 00170 STD <ENDBYT,PCR
500F 86 10 00180 LOOP3 LDA #16
5011 A7 8C 44 00190 STA <COUNT,PCR
5014 33 8C 2D 00200 LOOP2 LEAU <TABLE,PCR START OF WEIGHT TABLE
5017 69 84 00210 LOOP1 ROL ,X GET SOURCE BIT
5019 24 0B 00220 BCC NOT1 GO IF 0

```

```

501B EC C4 00230 LDD ,U GET WEIGHT
501D AA A4 00240 ORA ,Y
501F EA 21 00250 ORB 1,Y
5021 ED A4 00260 STD ,Y PUT NEW VALUE IN DEST.
5023 ED AB 20 00270 STD 32,Y
5026 33 42 00280 NOT1 LEAU 2,U GET NEXT WEIGHT
5028 EC C4 00290 LDD ,U
502A 26 EB 00300 BNE LOOP1 GO AT END
502C 69 84 00310 ROL ,X
502E 30 01 00320 LEAX 1,X GET NEXT SOURCE BYTE
5030 31 22 00330 LEAY 2,Y GET NEXT DEST. BYTE
5032 6A BC 23 00340 DEC <COUNT,PCR
5035 2E DD 00350 BGT LOOP2
5037 31 AB 20 00360 LEAY 32,Y SKIP DEST. ROW
503A 30 8B 10 00370 LEAX 16,X SKIP UNUSED BYTES
503D 10AC BC 15 00380 CMPY <ENDBYT,PCR
5041 25 CC 00390 BLD LOOP3 GO IF NOT AT END
5043 39 00400 RTS
00410 *
5044 C000 00420 TABLE FDB 49152 16384+32768
5046 3000 00430 FDB 12288 4096+8192
5048 0C00 00440 FDB 3072 1024+2048
504A 0300 00450 FDB 768 256+512
504C 00C0 00460 FDB 192 64+128
504E 0030 00470 FDB 48 16+32
5050 000C 00480 FDB 12 4+8
5052 0003 00490 FDB 3 1+2
5054 0000 00500 FDB 0
00510 *
5056 00520 ENDBYT RMB 2
5058 00530 COUNT RMB 1
0000 00540 END
00000 TOTAL ERRORS

```

It's time we put our chips on the table

... and showed you our best deals on computer hardware.

HARDWARE SPECIALS

Extended Basic w/bk	\$ 39.95
64k (DEI) Memory Upg	\$ 59.95
Amdek Disk Drives	\$499.95
26-3029 CoCo Drive 0	\$309.95
26-3023 CoCo Drive 1	\$239.95
HJL Keyboard (D.E.F.2)	\$ 79.95
Super Pro Keybd. (D.E.)	\$ 64.95
26-3127 64k Extended CoCo 2	\$209.95
26-3026 16K Standard CoCo2	\$119.95
26-3027 16K Extended CoCo2	\$159.95
26-3801 Model 100 8k	\$549.95
26-3816P 8K Upgrade Model 100	\$ 99.95
26-1192 CGP-115 Printer/Plotter	\$169.95
26-1271 DMP-110 Printer 50 cps	\$349.95
C. Itoh 8510 AP Printer 120 cps	\$399.95
Gorilla/NAP Video Monitor (Grn)	\$109.95
Video Monitor Adapters	CALL
26-3024 RS Multi-Pac Interface	\$ 89.95
Botek Ser/Par Interface	\$ 69.95

ACCESSORIES

RS D.C. Modem IB	\$ 89.95
Novation J-Cat Modem	\$129.95
RS D.C. Modem II	\$179.95
Signalman MK X Modem	\$179.95
Hayes SM 300 Modem	\$239.95
USR Password 1200/300	\$429.00
CoCo Switcher	\$ 39.95
Elephant Disks ssdd	\$ 22.95
26-3030 OS-9 (64k)	\$ 64.95 (disk)
Basic-09 (req. OS-9)	\$ 87.95 (disk)
"C" Compiler (OS-9)	\$ 87.95 (disk)
FHL O-Pak (req. OS-9)	\$ 34.95 (disk)
Elite Word	\$ 59.95 (d&c)
Elite Calc	\$ 59.95 (d&c)
Color Term Plus	\$ 29.95 (cass)

NEW! Dual Double Sided Drives including case, power supply & cable \$475.00
 NEW! 26-3128 64K Direct Video CoCo2 \$219.95

MSI SOFTWARE

MSI DISKUTIL	NEW	\$19.95
COLOR FINANCE 1		\$49.95
COLOR FINANCE 11	NEW	\$69.95
MSI NAMEFILE		\$24.95
MSI CALENDAR	NEW	\$19.95

Call for prices and availability of your favorite software and hardware. All advertised items subject to availability. Prices do not include shipping and handling. All of the above units are covered by our 120 day carry-in warranty.

TRS-80 Trademark Tandy Corporation. Prices subject to change without notice. Write for our FREE newsletter.

TOLL FREE TENNESSEE 1-800-545-2502 | TOLL FREE 1-800-251-5008



DELKER ELECTRONICS, INC.
 P.O. Box 897
 Dept. R
 408C Nissan Blvd.
 Smyrna, TN 37167



800-251-5008
800-251-2502 (TENNESSEE)
615-459-2636 (TENNESSEE)
615-254-0088 (NASHVILLE)

A Problem Solver's Day At The Races

Joseph Kolar
Rainbow Contributing Editor

Thus far, we have been concentrating on the unique color capabilities of the Color Computer. It was fun creating and experimenting. Since there are some beginners who are more interested in the mathematical problem-solving ability of the CoCo, why not give them their day in the sun?

Ready? A little background! While showing an English visitor, Jim Saxby, Bognor Regis, Sussex, the myriad features of the CoCo, he interrupted me with, "But can it - - - ?" Hasn't that happened when you were showing off some impressive programs to friends or relatives? Little do they know that it takes more than the wave of the hand to get that ol' blank screen to display whatever they fancy to view.

The problem posed by our English friend had to do with betting a sum on a horse in three consecutive races. All three races had to be won to get paid off.

If you bet a given number of dollars on a race at the going odds and won, you took the winnings and original sum wagered and placed the total on the next race at the going odds. Then, assuming

you won, you took the winnings and the amount of the second bet and wagered the total on the third race. The question was, if you won and went to the cashier to collect your winnings, how much money should the cashier give you? The Englishman wanted a program to tell him the amount of money the cashier should fork over.

Gambling is not my game. I don't know if that type of bet is unique to England or if we have something similar on this side of the Atlantic.

Give it your best shot! But, how to proceed?

Define the problem on paper with a simple example that will give the correct answer. This worked-out example can then be a reference that can be used to check out your problem-solving techniques. If you work up an algorithm (method used to solve the problem), and you get the correct answer when you substituted the figures in your reference (paper) solution, then you are on the right track. One right track only, because one correct solution may hide a fault that will cause incorrect solutions for other entered data.

This implies and demands that you should work out one or two additional examples on paper, using different figures to give your algorithm the acid

test. If you have three correct reference solutions, you can be fairly certain, if your program arrives at the same answers, that you have succeeded.

Let us take the problem and make a simple wager.

- 1) \$1 is bet at 2 to 1 odds. You win!
- 2) You get \$2 plus \$1. (Winning plus the amount of the wager.)
- 3) You place the total, \$3, on the next race at 3 to 1 odds. You win!
- 4) You get back \$9 plus \$3. (Winnings plus the amount of the wager.)
- 5) You place the total, \$12, on the next race at 4 to 1 odds. You win!
- 6) You collect \$48 plus \$12. Go to the cashier and pick up \$60.

Compressed, you have:

Bet	Odds	Total Received
\$ 1	2:1	\$ 2+\$ 1=\$ 3
\$ 3	3:1	\$ 9+\$ 3=\$12
\$12	4:1	\$48+\$12=\$60

The object is to create a program that would take the above data and perform the required calculations to produce the final sum.

First, assign variables to the three elements of the problem. Let N = the amount of the bet. Let X = the higher number of the odds, (first number). Let

(Joseph Kolar is a free-lance writer and programmer dedicated to proselytizing for computers in general, and the CoCo specifically.)

Y = the lower number of the odds, (second number).

At this point, you are drooling with anticipation to tackle the problem. Read no further and give it a go.

As you well know, there is more than one way to skin this cat.

After you have created your program, look over the three listings. Three ways are given to approach the problem. The first one suggested the second and the second suggested the third.

Here is one way to approach the problem. After making a set of reference data and verifying the answers, you have control information. As you add program lines to your algorithm, you may check your progress by running a trial example using the control data. Assign needed variables as required.

Look at listing *TRIPLE*. Input the known variables. They could be in any order, (Lines 10-30). Determine the formula that will give you the desired result, (Line 40). Do it on a piece of scratch paper. You want to get an answer of '3' using the three variables, 'N', 'X', and 'Y'. That result will be called 'Z'. You might have to fool around awhile until you get the right answer, '3'. Keep in mind that you may get the right answer, but your formula is incorrect. Do you see why we have two or more sets of control information? Next, print the total, 'Z', (Line 50).

Playing it safe, Line 60 was added to make sure the odds were reset to zero.

To continue; your routine, though not necessarily correct, is complete. Input the new information. Note that the amount now bet is 'Z'. Work out a formula so that you will have the same result in the second routine as the second routine of your control data. Print your answer, 'A', on the screen. Your second routine is complete. Repeat the same train of thought for your final routine. Check by running your control information. To be safe, make sure you check at least two different sets of control data.

If you perform all these seemingly tedious tasks, you will be certain that you have created a good, working program. It will save a lot of debugging time.

Note: Line 60 is not repeated after Line 110. Why Line 60 in the first place? Having finished the first routine and not being sure where you are headed, it doesn't do any harm to clear to '0', variables that you will repeat with different data. "But," you remark, "they weren't

used after the first routine?" Right! We found that we didn't need to reset the variables in the first place.

Two things worth mentioning about this anomaly: 1) You can always delete it. 2) You need not condemn yourself for including superfluous lines in your program. If it doesn't affect the results, no harm is done. In this case, it shows you were thinking and keeping all bases covered. As you become more experienced, you would edit this line out. It is quite harmless. By the way, why was it unnecessary in our example?

PRINT MEM will give you a reading of available memory during the course of developing a program. *PRINT X* will give you the current status of variable 'X' under the same conditions. You might *PRINT X,Y*, (without a line number) and get the answer, 0,0, prov-

TRIPLE, you get the intermediate and final results.

Check it against your prepared control information.

The program, *TRIPLEA* suggested the last variant, *TRIPLEB*. The thought was to enter all the variables, eliminate the intermediate sums and just produce the only sum that really matters; the final sum.

This meant that you had to get a new formula. The almost incomprehensible but correct formula, listed in Line 80 of *TRIPLEB*, is not the only possible form the formula could take. In fact, you may care to get a more meaningful formula. Hint: Look over the other two listings and see what ideas you get. Line 80 is difficult to decipher, but if you want to puzzle it out, substitute the number values of the variables.

"If you perform all these seemingly tedious tasks, you will be certain that you have created a good, working program. It will save a lot of debugging time."

ing Line 60 to be unnecessary.

Another test, if you suspect you have a superfluous line or routine in your program: *LIST* and insert ' in front of the suspect line/lines and *RUN*. This can be very helpful.

If you run *TRIPLE* until after the second race result, *BREAK* and *PRINT X;Y;N*, why do you get 1,3,1 instead of 1,3,3 which you know from your data to be the correct answer?

PRINT X where 'X' is a variable you want to check, is a valuable tool in a long program to keep track of the value of 'X' at a given program line. It comes in handy when you are debugging, assuming you know what the variable should be.

Look at listing *TRIPLEA*, a variant of *TRIPLE*. All the odds were listed first. *Y1,X1* for the first race. *Y1,X1* for the next race and *Y2,X2* for the last race. Why did you have to define the variables differently in this program? *INPUT* all the odds first. Then *INPUT* the wager. Modifying the algorithm in

Again and again, you have proven that there is more than one way to do anything on the CoCo. Figure out a better formula for *TRIPLEB* and prove it to yourself.

I hope you enjoyed working out the problem presented by our English cousin, Jim Saxby. It may have practical value for him but we profited by using it as a vehicle to learn a bit more about programming.

Beginning with this month's "graphics issue," an added feature to "Taking BASIC Training" will be a short program listing, without comment, that will create an interesting graphic display.

This is a bonus for interested beginners and a reward for all the faithful readers of this column.

There will be a different, unpublished, original graphic every month to give the beginner some practice in keying in short listings and provide an interesting display. The listings will appear at the end of the regular article.

Elite•Word™

Also Available On OS-9

THE SECOND GENERATION WORD PROCESSOR IS HERE! ELITE•WORD is a high performance, all machine language, Full Screen Editor which offers an ease-of-use that is simply incredible. ELITE•WORD has many powerful features not found in other word processors for the Color Computer. ELITE•WORD also offers a printed output flexibility that can handle your sophisticated home and business applications.

MAJOR features include:

Very easy to use • Top screen line reserved for HELP display/Command prompts • Excellent for BOTH program editing and word processing • TWO text entry modes; Insert and Exchange • Auto Key-Repeat • Smooth display scroll for easier proof reading • True Upper/Lower case display with lower case descenders • Hi-Res text "View" mode displays text exactly as it will be printed; including text Justification, Auto Line Centering, dynamic Margin changes, Top and Bottom Margins, Page Numbering, and Page Breaks • Include feature (disk only) permits including several file names within one output document; total document will have sequential page numbering if desired • Fast Disk I/O; no loading of overlay files to slow down operation • Variable Text (Mail Merge) capability for Form Letter generation

32K Extended Basic Required for ROM routine calls • Variable TAB stops • User definable Headers and Footers • Smooth cursor movement over text; in any direction (including vertical) • Page Forward or Backward through text • Jump to beginning or end of text • Automatic text centering • Automatic text Word-Wrap if desired • True Block text Move, Delete, or Copy • Delete entire screen line • Backspace and Delete Character • Delete character above cursor • Find a string of characters • Global Replace character string • Two Hi-Res screen displays; 32 x 19 for text entry/editing, 64 x 19 for formatted text viewing • Continuous Memory display • Over 22K file size in 64K machines • Easy generation of ASCII files • Save/Load text files (in ASCII if desired) • Program remembers last File Name loaded or saved, and will write to it by default if desired • All I/O errors trapped and recoverable • Disk commands for Change Drive, Directory and Free Space • Print Format features allow user to specify Left Margin, Line Length, Line Spacing, Top and Bottom Margin, Duplicate Copies, Right-Side text Justification, Page Pause, Page Numbering, and more • Dynamically change any print Format features within text • Imbed Hex codes and printer Font changes within text.

Additional OS-9 version features:

Edit two files simultaneously • Save or Print only a portion of the text buffer • Edit files larger than memory (uses disk as buffer) • Block Copy from one file to another • Execute any OS-9 command from Editor

OS-9 is a trademark of Microware and Motorola.

— Shipping from stock NOW

— Dealer Inquiries Invited.

Add \$2 Postage & Handling

PA residents add 6% sales tax



THE BEST FOR ONLY
Specify

Tape	\$59.95
RS Disk	\$59.95
OS-9 Disk	\$79.95
OS-9 & RS Disk	\$109.95

"Elite•Word is a terrific word processor with an impressive list of features, yet it's easy to learn and use."

—Stuart Hawkinson, HOT COCO

"I was more than satisfied with Elite•Word . . . After the review, I would not hesitate to compare it with the two best selling word processors. And my comparison places it at the top of the list."

—A. Buddy Hogan, RAINBOW

Elite•Spel™

This program cannot spell AARDVARK or SALUBRIOUS or VICHYSSOISE, but it is very easy to use and it's FAST! All potentially misspelled words are identified in a single pass through it's 24,000 word dictionary. ELITE•SPEL is fully compatible with ELITE•WORD and supplements the best word processor for the Color Computer. By the way, if you often use the word AARDVARK, ELITE•SPEL can learn it and up to 4,000 other words that are in your common vocabulary. Dictionary maintenance for adding and deleting words is included as an integral part of the program, not as separate programs.

MAJOR features include:

Easy to use, menu commands • Single pass dictionary search • 1,000 word memory dictionary of common words • 20,000 word dictionary included • Room for 4,000 of your own words • List suspect words on screen or printer • List all words used with number of occurrences • Learn individual words that were correct in file • Learn entire files of words • Delete words from dictionary • Apply corrections to file in batch or interactive modes • Works in single or multiple drive systems • All machine language for maximum speed • 32K disk required.

- Disk Only
- Shipping NOW
- Add \$2 Shipping
- PA residents add 6% sales tax
- Dealer inquiries invited

\$29.95




When bought with ELITE•WORD ONLY \$ 15.00

Elite Software

Productive Programs for Serious Users

All software features:

- ★ Superior Ease of Use
- ★ Cross-file Compatability
- ★ Printer Compatability
- ★ Comprehensive Manual
- ★ Nationwide User-group Support
- ★ Handsome Vinyl Binder
- ★ Revision Upgrade Program



• Shipping from stock NOW •

Add \$2.00 Shipping (\$2.50 for Elite•File)
PA Residents add 6% Sales Tax

Dealer Inquiries Invited

Box 11224 • Pittsburgh, PA 15238 • (412) 795-8492

Elite·File™

THIS IS IT! ELITE·FILE is the Data Base Manager that Color Computer users have been waiting for. ELITE·FILE is for everyone who needs to store and retrieve information. ELITE·FILE is a full-featured relational Data Base Manager with all the editing and report formatting features that are typically found on much larger computer systems. Compare record structure flexibility, total record capacity, information processing ability, speed of program response, printed output flexibility, and you'll agree that ELITE·FILE may very well be the most powerful/useful program ever written for the Color Computer.

MAJOR features include:

All machine language for speed • Flexible, user defined, data record structures • Up to 255 characters per record field • Up to 255 fields per record • Up to 2000 characters per record • Up to 4000 records per file • Up to 16 files can be open at the same time for information processing • Edit, Scan, Sort, Select Record Information; all done FAST • Output reports to Screen, Printer, or ASCII Disk file • Place output data by Field Name, with Custom Text anywhere on the printed page • Perform math operations (+, -, *, /) between Field contents • Produce tabulated reports from multiple record contents • Generate column totals across record field contents.

Compatible with Elite·Calc and Elite·Word files • User friendly combination of Menu driven input, and single key commands • Supports up to 4 drives • Minimum 32K RAM, Disk required • Nested sub-field definitions • Up to 8 fields in Primary Key • Copy record definition from file to file • View/Print record definition • Input/Add records with easy to use field name format display • Edit records with full screen "type over" editor • Copy records to repeat identical data • Load Elite·Calc worksheets into random access data files • Scan mode for quick data retrieval • Locate any record by field contents • Select specific groups of records by field content with full logic combination capabilities • Sort records in ascending or descending order by any field, or group of fields • Calculate values from combinations of field contents • Output any subset of fields in any order for printed reports • User settable print formats; Page Title, Top and Bottom Margin, Line Spacing, Page Length, Page Pause, Form Feeds and more • Output format also supports TAB, VTAB, CR, PAGE, text, HEX printer controls, and more • Join up to four sub-files to extend data record for printing • Produced detailed repetitive reports, for output on preprinted forms, using output formats written on Elite·Word • Variable Text Insert feature of Elite·Word is fully supported • Refile old record data into NEW record structures • Data, Field Definitions, Indices all stored on a single file • Memory resident, no program overlays from disk • Single program performs all features • List disk Directories and "Kill" files without leaving the program • Data files also accessible from BASIC programs.



THE BEST FOR ONLY

\$74⁵⁰

- Disk Only
- Shipping NOW
- Add \$2.50 Shipping
- PA residents add 6% sales tax
- Dealer inquiries invited

Elite·Calc™

ELITE·CALC is a powerful, full featured worksheet calculator designed especially for the Color Computer. Answer "what if" questions, prepare reports, maintain records and perform other tasks that, until now, required sophisticated business computers. ELITE·CALC is a serious tool for those who want to do more than play games.

MAJOR features include:

Ease of use • Individual cell formulas • Copy Blocks of cells • Full cell-edit capability • Easy 132 column page width • Changeable Baud rates • Graph format for bar charts • Sort (ascending or descending) • Sample worksheets included.

Single character commands • Help displays • 255 maximum rows • 255 maximum columns • Available memory always displayed • Rapid Entry modes for text and data • Selectable, automatic, cursor movement • Insert, Delete, Move entire rows or columns • Replicate one cell to fill a row or column with selectable formula adjustment • All machine language for speed • Extended BASIC required for ROM routine calls • Automatic memory size detection for 16K, 32K, or 64K • >20K bytes storage available in 32K systems • Math operators: +, -, x, /, |, (,) • Relation operators: =, >, <, <=, >=, <> • Logic Operations: AND, OR, NOT • Conditional Formula: IF, THEN, ELSE • Trig Functions: SIN, COS, TAN, ATN • Log Functions: LOG, EXP, SQRT • Misc. Functions: INT, FX, ABS, SGN, RND • Range Functions: SUM, AVERAGE, COUNT, MIN, MAX, LOOKUP • Definable constant table • User definable printer set-up commands • Individual column width settings • Adjustable row height to insert blank lines without wasting memory • Hide columns or rows • Alternate print font selectable on a cell by cell basis • Display/Print formats set by cell, row, or column • Dollar format, comma grouping, prefix or postfix sign • Scientific notation, fixed point and interger formats • Left and Right cell contents justification • Full page formatting • All formats stored with worksheet on disk (tape) • Save/Load Disk (tape) files in compact memory form • Scan disk directories • Output ASCII file for word processor input capability • Memory resident code ... no repeated disk calls.



THE BEST FOR ONLY

- Specify: **Disk or Tape**
- Shipping from stock NOW
- Dealer Inquiries Invited
- Add \$2 Postage & Handling
- PA residents add 6% sales tax

\$59⁹⁵

"Elite·Calc is a great spreadsheet program! This professional quality program has the performance required for serious home applications as well as small businesses."

—Stuart Hawkinson, RAINBOW

"Truly one of the best programs I have seen."

—John Steiner, MICRO

"Elite·Calc is an extremely powerful worksheet..."

—Jack Lane, COLOR MICRO JOURNAL

"Bruce Cook's Elite·Calc is a very fine program indeed; potentially one of the great Color Computer Programs." "... a very impressive product."

—Scott L. Norman, HOT COCO

SUPER BACK-UP UTILITY®

...WITH S.B.U. FROM COMPUTIZE - YOU'LL NEVER NEED ANOTHER BACK-UP UTILITY FOR YOUR COCO!!!

SUPER BACK-UP UTILITY WILL PERFORM ALL OF THE FOLLOWING FUNCTIONS:

1. TAPE TO TAPE (Regardless of most protection schemes)
2. TAPE TO DISK (Move Cassette programs to Disk)
3. AUTO RELOCATE (For those Cassette programs that conflict WITH Disk operating systems.)
4. DISK TO TAPE (Place Disk programs onto Cassette)
5. DISK TO DISK (Our powerful Spit-N-Image Program, *Regardless of protection schemes)

- * MENU DRIVEN!
- * REQUIRES 32K EXTENDED COCO
- * REQUIRES 1 OR 2 DRIVES (For Disk Functions)
- * ALL MACHINE LANGUAGE!!!

COMPARE WITH OTHER INDIVIDUAL PROGRAMS COSTING IN EXCESS OF \$100.00 OR MORE!!!

★★★ ONLY \$49.95! ★★★
(SUPPLIED ON DISK)

SPIT-N-IMAGE (C)

M/L Disk Back-Up Utility



There is no need to suffer the heartbreak of crashed disks any longer. Spit-N-Image will create a mirror image of your valuable disk programs which do not respond to normal back-up functions. Will also initialize and back-up in one pass. Data processing experts always insist on having a back-up - it's good practice - Don't wait!

REQUIRES 32K CC AND 1 OR MORE DRIVES
CASSETTE \$29.95 DISKETTE \$34.95

T.T.U. - TRIPLE TRANSFER UTILITY (C)

M/L For Cassette & Disk Program Transfer

Transfer contents of disk to tape * Transfer content of tape to disk * Select * or All * Option * Will automatically relocate those cassette programs that conflict with the disk operating system * Will display machine language program address * Copies ASCII Basic & Machine Language Programs * All contained in 1 menu driven program *!

REQUIRES 32K CC EXT.



Cassette \$19.95 Disk \$24.95

GRAPHICOM

Simply stated - the finest graphics program written for the COCO (or any other computer)!

FEATURES



- * U-S-E-R F-R-I-E-N-D-L-Y!
- * 4 Mode (Including Hi-Res Artifact)
- * Animate Mode
- * Color Palette with over 15 color patterns for use with Hi-Res Artifact
- * Send/Receive pictures over standard modem at 300, 600 or 1200 baud
- * Supplied utility allows capturing Hi-Res Screens from most COCO arcade type games (Even protected ones)
- * Multiple Hi-Res character fonts (user changeable & definable)
- * Supplied utility for transferring graphicom screens to basic or other M/L Programs
- * Supplied utility for loading screens from basic or other sources
- * Built in Screen print (Pre-defined for Epson, C-Itoh, RS LP VII, LP VIII, DMP 100, DMP 200, DMP 120, GCP 115, GEMINI 10, and DK1) 110 to 9600 baud
- * Slow scan television send/receive options
- * Many additional features, operating hints, hardware mods and suggestions, etc. etc!

★ EASY TO LEARN GRAPHIC MENU ★
REQUIRES 64K COCO - 1 DRIVE - JOYSTICKS
\$24.95

G.C.U.

GRAPHICOM UTILITY

- * MULTI DRIVE - COPY PICTURE FROM ONE DISK TO ANOTHER.
- * KILL (BLANK OUT) INDIVIDUAL PICTURES ON A PIX DISK.
- * EASILY LOAD BINARY FILE TO PICTURE LOCATION.
- * DISPLAY INDIVIDUAL PICTURE.

Disk \$19.95

* SPECIAL*

GRAPHICOM + GCU \$34.95

New! Pix Disk Club
 Continue the Fun & Excitement you've experienced with GRAPHICOM by subscribing to the * Monthly Picture Disk Club * from Computize!
 6 MONTHS \$99.95 12 MONTHS 99.95

Check or M.O.

 Add \$2.00 Shipping
 PA Res. add 6% sales tax

P.O. BOX 207
 LANGHORNE, PA 19047

215-946-7260
COMPUTIZE, INC

Listing 1:

```

0 '<TRIPLE>
1 CLS:PRINT
10 INPUT " ODDS";Y
20 INPUT " TO";X
30 INPUT " AMT. OF BET";N
40 Z=N*Y/X+N
50 PRINT " TOTAL"Z
60 Y=0: X=0
70 INPUT " ODDS";Y
80 INPUT " TO";X
90 PRINT " AMT. BET";Z
100 A=Z*Y/X+Z
110 PRINT " TOTAL"A
120 INPUT " ODDS";Y
130 INPUT " TO";X
140 PRINT " AMT. BET"A
150 B=A*Y/X+A
160 PRINT " TOTAL"B
    
```

Listing 2

```

0 '<TRIPLEA>
1 CLS:PRINT
10 INPUT "FIRST RACE ODDS";Y
20 INPUT "TO";X
30 INPUT "SECOND RACE ODDS";Y1
40 INPUT "TO";X1
50 INPUT "THIRD RACE ODDS";Y2
60 INPUT "TO";X2
70 PRINT:INPUT " AMOUNT OF BET";N
80 A=N*Y/X+N
90 PRINT "TOTAL AFTER 1ST RACE";
A
100 B=A*Y1/X1+A
110 PRINT "TOTAL AFTER 2ND RACE";
B
120 C=B*Y2/X2+B
130 PRINT "FINAL TOTAL";C
    
```

Listing 3:

```

0 '<TRIPLEB>
1 CLS:PRINT
10 INPUT "FIRST RACE ODDS";Y
20 INPUT "TO";X
30 INPUT "SECOND RACE ODDS";Y1
40 INPUT "TO";X1
50 INPUT "THIRD RACE ODDS";Y2
60 INPUT "TO";X2
70 PRINT:INPUT " AMOUNT OF BET";N
80 PRINT "FINAL TOTAL="; (( N*Y/X
+N)*(Y1/X1)+(N*Y/X+N))* (Y2/X2)+ (
(N*Y/X+N)*(Y1/X1)+(N*Y/X+N) )
    
```

Listing 4: (Bonus)

```

0 ' STROBEA
10 '(C) 1984, J. KOLAR
30 PMODE3:PCLS:PMODE4
40 A=90:B=86:R=76
    
```

```

50 DIM S(7),T(7)
60 CIRCLE(8,8),8,1:CIRCLE(7,7),8
,1
61 DRAW"BM8,8NL3NR3NU3ND3NE3NF3N
G3H3"
70 GET(0,0)-(16,16),S,G
72 CIRCLE(38,8),6,1:PAINT(40,8),
1,1
73 GET(30,0)-(46,16),T,G
80 PCLS:SCREEN1,1
90 FOR Q=.2 TO .05 STEP -.2
100 FOR Z=1.5 TO 4.5 STEP Q:C=Z
110 C=45+C+R*180
120 X=INT(A-6+R*COS(C)):Y=INT(B-
8+R*SIN(C))
130 PUT(X+36,Y+10)-(X+52,Y+26),S
,OR
135 PUT(X+36,Y+10)-(X+52,Y+26),T
,AND:SOUND100,1
140 X=INT(A-6+R*SIN(C)):Y=INT(B-
8+R*COS(C))
150 PUT(X+36,Y+8)-(X+52,Y+23),S,
OR
155 PUT(X+36,Y+8)-(X+52,Y+23),T,
AND:SOUND100,1
160 NEXT Z,Q
170 PLAY"V2003L8C02AFA03L16CAFAA
FACV15LBFAAFV10L4C":GOTO90

```

About Your Subscription


Your copy of THE RAINBOW is sent second class mail and, for subscribers in the United States, the date of mailing is printed on the label. If you do not receive your copy by the 5th of the month of the publication date, send us a card and we will mail another immediately via first class mail.

You must notify us of a new address when you move. Notification should reach us no later than the 15th of the month prior to the month in which you change your address. Sorry, we cannot be responsible for sending another copy when you fail to notify us.

Your mailing label also shows an "account number" and the subscription expiration date. Please indicate this account number when renewing or corresponding with us. It will help us help you better and faster.

For Canadian and other non-U.S. subscribers, there may be a mailing address shown that is different from our editorial office address. Do not send any correspondence to that mailing address. Send it to our editorial offices at P.O. Box 385, Prospect, KY 40059. This applies to everyone *except* those whose subscriptions are through our distributor in Australia.

Forget Those Point Spread Blues!



With Pigskin Predictions!

Pigskin Predictions, the best-selling NFL Handicapper from Rainbow Connection Software, is now part of our library. And we're absolutely delighted! Why wrestle with those Sunday point spreads? Let your Color Computer do the work for you! And what a job it does:

- Menu-driven selection of schedules, ratings, division races, predictions or results by team or week. Seven different reports to screen or printer!
- Easy once-a-week entry of scores—no complex, meaningless stats!
- Predicts scores of all games for remainder of season each week!
- Calculates projected won-lost records for all weeks.
- Maintains home field advantage and power ratings for all teams!
- 1984 schedule data file included free. Or enter the schedule yourself.
- 32K enhanced version features dazzling Rainbow Writer screen display! Seeing is believing. 16K abridged version included too.

If you're a football fan, you'll be absolutely amazed at the power of this program. 16/32K Extended Basic required. Only \$35.95 on tape or disk. 1984 data tape or disk for previous owners only \$13.95.

Federal Hill Software 825 William St. Baltimore, Md. 21230 301-685-6254 VISA/MC Welcome

The Modem To Printer Connection

By Tony DiStefano
Rainbow Contributing Editor

Of all my projects, the short and fast ones seem to be the most popular. The ones that seem to better the computer and help the user on his quest for good computing are the ones that people call me to thank me for. I also get ideas from these people. For instance, the "Dual Cassette" project was an idea I got from a reader. When I presented this, I had forgotten his name, and wanted him to call me. Well, he did; his name is Lennie James. Thank you, Lennie, for the idea. The basis of this month's article actually came from several people. It is based on the RS-232 port of the Color Computer. The original question was this: Is there a way to connect a printer and a modem together so that everything that comes from the modem can also go to the printer at the same time? The answer is "yes." There are many ways of doing this. Some are very easy and fast, others require a bit more work and money. I'll tell you the theory on how to do it and let you decide on what method to use.

What is RS-232 anyway? The full

name for this is EIA RS-232C. EIA stands for Electronic Industries Association. The EIA RS-232C standard defines the interfacing between data terminal equipment and data communications equipment employing serial binary data interchange. Electrical signal and mechanical aspects of the interface are well specified. The complete RS-232C interface consists of 25 data lines. This would seem to be enough signals for a complex parallel communication line, but many of the 25 lines are very specialized and a few are undefined. Most computer terminals only require from three to five of these lines to be operational. Table 1 briefly describes all 25 of the defined lines.

Table 1

PIN	DESCRIPTION
1	Protective Ground
2	Transmitted Data
3	Received Data
4	Request to Send
5	Clear to Send
6	Data Set Ready
7	Signal Ground
8	Received Line Signal Detector
9	Unassigned
10	Unassigned
11	Unassigned

12	Sec. Rec'd Line Sig. Detector
13	Sec. Clear to Send
14	Sec. Transmitted Data
15	Transmission Signal Element Timing
16	Sec. Received Data
17	Receiver Signal Element Timing
18	Unassigned
19	Sec. Request to Send
20	Data Terminal Ready
21	Signal Quality Detector
22	Ring Indicator
23	Data Signal Rate Selector
24	Transmit Signal Element Timing
25	Unassigned

Table 2

PIN	DESCRIPTION
1	CD — Status Input Line
2	RS232IN — Serial Data Input
3	GROUND — Zero Voltage Reference
4	RS232OUT — Serial Data Out

(Tony DiStefano is well known as an early specialist in Color Computer hardware projects. He is one of the acknowledged experts on the "insides" of CoCo.)

Federal Hill Software

FINE PRODUCTS FOR THE COLOR COMPUTER, DRAGON AND MC 10

Mon CoCo Parle Francais! Mi Coco Habla Espanol!

These delightful 16K Extended Basic programs will teach your youngsters a basic French or Spanish vocabulary. Each language package contains two programs with a total of 1,000 words in a colorful game format that teaches children to think as well as memorize. They'll have great fun as they watch the letters hop across the screen and slip into place. Perfect for home or classroom. We include a list of the vocabulary words for study guides or lesson plans. Spanish or french, only \$24.95 on tape, \$27.95 on disk. Both languages only \$39.95, tape or disk.



The Handicapper

Use the power of your computer to improve your performance at the track! Separate programs for harness and thoroughbred horses make it a snap to rank the horses in each race! Using information readily available from the thoroughbred Racing Form or harness track program, you can handicap a race in five minutes and a whole card in less than an hour! We even provide diagrams showing where to get the information you need.

Factors include speed, class, post position, past performance, jockey or driver's record, weight, parked out signs, beaten favorite and other attributes. Complete instructions and betting guide. Versions for all Color Computers, MC-10's and Model 100's. State computer type and memory when ordering. Harness or thoroughbred, \$27.95 each, tape or disk.

NEW GREYHOUND HANDICAPPER! Now use your Color Computer for greyhounds, too! This fine handicapping program, written by a successful greyhound trainer, does it all. Using speed, breaking ability, favorite box, kennel performance, and other factors, it ranks the dogs in each race and recommends quinnella, trifecta and exacta bets. For Color Computer only, \$27.95 tape or disk.

SPECIAL! Any two handicappers, only \$39.95. All three only \$54.95.

Tax Relief!

Were your taxes a hassle this year? Then you need Coco-Accountant II. This 32/64K home and small business accounting program is everything you need to keep track of your finances and make income tax time a breeze. Use your canceled checks, credit card receipts, payroll and bank stubs. Coco-Accountant II will list and total expenditures by year, month, account and payee or income source. It tracks tax deductible expenses and payments subjects to sales tax. It even calculates the sales tax you paid.

The program offsets income and expenditures to produce net cash flow reports. It prints out a spreadsheet showing your year at a glance, balances your checkbook and prints a monthly reconciliation statement. The 32K version handles 450 entries in RAM. The 32K disk version stores 500, while the 64K tape and disk versions store an amazing 900 entries. State memory size when ordering. Only \$27.95, tape or disk.



Play Blackjaq!

This lightning fast, full casino Blackjack simulation will boggle your mind! Up to 5 players and 9 decks.

The computer deals and plays vacant hands by card-counting rules! Blackjaq keeps track of winnings and losings, displays two card-counting algorithms and card distribution, and can even print out the results of each hand. Requires 16K EXT. Only \$27.95, tape or disk.

Use All 64K!

Did you feel gypped when you found out your 64K computer had only 32K of memory in BASIC? We sure did. So we invented HID 'N RAM, the most powerful 64K programming tool on the market. With HID 'N RAM you can access that hidden 32K of memory from a BASIC program and use it to store and sort your data. Write a 28K program and still have more than 30K left to store numbers, names, addresses or other data. It even has a machine language sort routine! The package includes complete instructions and a demonstration program--a mailing list that holds 450 names and addresses IN RAM! Only \$27.95, tape or disk.



Federal Hill Software

FINE PRODUCTS FOR THE COLOR COMPUTER, DRAGON AND MC 10



We accept checks, money orders, Visa and Master Card. Add \$1.50 for shipping and handling of software, \$5.00 for disk drives. Credit Card orders should include card number, exp. date and signature.

825 William St. Baltimore, Md. 21230 301-685-6254



PRICKLY-PEAR SOFTWARE

QUALITY PROGRAMS FOR YOUR COCO & TDP-100

PROGRAMS REQUIRE 16K EXTENDED BASIC FOR TAPE, AND 32K DISK UNLESS OTHERWISE NOTED.

ALL NEW!!! 32K VIKING II — The most popular simulation of all time was **VIKING I**, by Bill Nolan, and now here is the long awaited **VIKING II**. This great program, by the original author, is twice as long and lots more fun. See if you have what it takes to become King or Queen in ancient Norseland, and along the way, see why **VIKING!** clubs were formed all over the USA to play the first **VIKING!**. Tape - **\$24.95** Disk - **\$29.95**

ADVENTURE IN WONDERLAND — This 32K machine language adventure was THE most popular program for five months. If you don't have it, you have missed the best adventure experience available on your computer. Tape - **\$24.95** Disk - **\$29.95**

COLOR DISK TRIVIA — The summer sensation — a great game for 1 to 4 players, 1100 challenging questions in 5 categories, and everything you need to develop your own question disks. A FULL disk - **\$29.95** Additional question disks are available with 1100 questions each on the Bible, Sports, Entertainment, and Questions for Children. **\$19.95** each.

OCKYWOKY — If you like **MYSTERIES** or board games like **CLUE**, you will love **OCKYWOKY**. It is the best mystery simulation you will find on the Coco. It's complete with color graphics, sound, suspense, and a beautifully printed book. This is not just another copy of a board game, it's a **REAL** computer mystery game, and it's different each time you play. 32K Tape - **\$24.95** Disk **\$29.95**

GRAVITOR — A new machine language arcade game for the Coco that needs only 16K of **RAM**, and yet gives you 16 levels of play, 10 high-res playing screens in color, multiple voice music, and a practice mode. Fly from planet to planet (each one different), and see if you can destroy the enemy bases, or challenge the twisting passage to the reactor on the death base. No joysticks needed. **AWESOME!!** Tape - **\$24.95** Disk - **\$29.95**

THE COMPLEAT ENCHANTER — A 100% **GRAPHICS ADVENTURE** with a ton of rooms and lots of options. Can you fight your way in and defeat the dungeon lord Asmodeus? Even the fights are in high-res graphics. Needs 32K. Tape **\$24.95** Disk - **\$29.95**

BONANZA PACK FOR FANTASY GAMERS — Bill Nolan, the author of the Dragon's Byte column, brings you over 100K of fantasy gaming programs on a single disk. These are not games. They are useful computer programs for anyone who plays fantasy games. With instructions. 32K disk only. **\$29.95**

COLORKIT — This program has been in our top five for over a year. It is the ultimate programmer's utility, giving you a full screen editor, keyclick, 35 new commands, programmable keys, and lots more. There are other programmer's utilities on the market, but all are sad imitations of the original **COLORKIT**. You know what they say — "Accept no substitutes." Tape **\$34.95** Disk **\$39.95**

STATISTICS — STATISTICS — STATISTICS — STATISTICS — STATISTICS — STATISTICS — STATISTICS

LIZPAC — If you have a need to do statistical analysis, this is the program you have been waiting for. The only statistics package that comes close needs \$3,000 worth of computer to run, costs \$1995 for the software, and this one is better! **LIZPAC** is 850K of programming, filling 7 disks, and comes with a manual that is nearly 200 8½ by 11 pages long in a quality binder. It will do anything you need to do in statistics (including graphic display). In its manual, the list of features and functions is **FIVE PAGES** long, while the list of included programs is **THREE PAGES** long. Call for specific information. The package is friendly to use, and requires no specialized computer knowledge. 32K disk - **\$195.00**

CUSTOMER SERVICE — CUSTOMER SERVICE — CUSTOMER SERVICE — CUSTOMER SERVICE

Prickly-Pear Software is constantly re-affirming our commitment to be the best in the industry in customer service. We trust our customers. **ALL** orders are shipped either the day they are received or the next business day. We trust our customers. We never hold your order while we wait for your check to clear. We trust our customers. All of our software can be backed up using ordinary standard methods. We trust our customers. We welcome COD, VISA, and Mastercharge orders. We trust our customers. If your Prickly-Pear Software ever fails to load, we will replace it **FREE** — no time limit. No matter what happened to it. (Even if the dog chewed it!) We trust our customers.

TO FURTHER OUR AIM OF THE ULTIMATE IN CUSTOMER SERVICE, WE HAVE ADDED AN 800 TELEPHONE NUMBER SO YOU CAN CALL US TOLL FREE WITH QUESTIONS, COMPLAINTS, AND (WE HOPE) ORDERS. UNLIKE SOME OTHER 800 NUMBERS, THIS IS NOT JUST A MESSAGE SERVICE. CALL TOLL FREE AND TALK TO PRICKLY-PEAR SOFTWARE.

1-800-223-5369 EXTENSION 256

Send for our free Catalog of 50 Great Programs for your CoCo

POLICY ON PROTECTION

We believe our customers are honest — all of our software can be backed up using standard backup procedures.

Dealer and author inquiries are always welcome. Canadian dealers should contact Kelly Software Distributors, Ltd., P.O. Box 11932, Edmonton, Alberta T5J-3L1 (403) 421-8003

Stocked by Quality Dealers, or

Send Order To: **PRICKLY-PEAR SOFTWARE**

Your Personal check is welcome - no delay. Include \$1.50 shipping for each program ordered. (Shipping free on \$50.00 or larger orders). AZ residents add 7% sales tax. Orders shipped within two days.



8532 E. 24th Street
Tucson, Arizona 85710
(602) 886-1505



The Color Computer uses only four of these lines. They are the four most used in small computers. Table 2 shows the pin and description for the Color Computer version of the RS-232. Pin 1 on the computer is equal to pin 5 or pin 8 on the EIA RS-232C; pin 2 on the computer is equal to pin 3; pin 3 on the computer is equal to pin 7; and pin 4 on the computer is equal to pin 2.

So much for the theory, now for the good part. The secret to this is to connect the Transmit (Serial Output) of the modem to the Receive (Serial Input) of the printer. Now there are many ways to do this. It all depends on what kind of equipment you have. If you are one who just unplugs your printer cable to plug in your modem, you will have the most to do. If you have one of the several switchers available for your modem and printer, all you need is a switch and a piece of wire.

Step 1

Follow these instructions if you have a switcher. If you don't have an SPST switch, RS #275-624 is good and small. First you have to take the switcher apart. You will need the right screwdriver. After the switcher is apart, locate the connector that the modem connects to. Solder one end of a piece of wire to pin 2 of that connector. Solder the other end of this wire to one end of a SPST switch. Solder one end of another piece of wire to the other end of the switch. Now locate the connector that the printer connects to. Solder the last end of wire to pin 4 of that connector. Mount the new switch somewhere in the switcher. Close up the switcher. I'll show you how to use it later.

Step 2

Follow these instructions if you do not have a switcher. Undo the modem

connector that plugs into the computer. Solder a wire to pin 3 in the connector. Using a piece of tape, label this wire "G" for ground. Solder another wire to pin 2 of the connector. Reassemble the connector. Undo the printer connector that plugs into the computer. Solder a wire to pin 3 in the connector. Label this wire "G" for ground. Solder another wire to pin 4 of the connector. Reassemble the connector. Solder the two wires labeled G together. Solder the other two wires to each side of an SPST switch. Mount the switch any way you want.

"Is there a way to connect a printer and a modem together so that everything that comes from the modem can also go to the printer at the same time? The answer is 'yes.'"

In order that the printer prints all that comes in on the modem, the printer parameters must be set correctly. Most modem communications use 300 Baud. That means your printer must be set to 300 Baud. Other parameters, like seven or eight bits, even, odd or no parity, must also be set right. That will depend on what parameters the host computer is using. The fact is that all these parameters must be looked into before the printer will function right. Another thing I should mention is that the printer may or may not print what you type. That depends if you are working in full or half duplex mode. If you are in half duplex, you will not see on paper what you type; with full duplex you will see it. At certain times you may not want to see what you type in, so just change to

half duplex if the host computer will allow you.

The next thing you must do is set up the wiring correctly. If you are using Step 1, then you must set the switch you installed to the "on" position and the switcher to the modem side. When you want to use the printer alone, make sure that the switch is in the "off" position and the switcher is set to the printer side. If you followed Step 2, then plug in the modem connector and turn the switch on. When you want to use the printer, turn the switch off and plug the printer connector on.

During normal printing, there is handshaking going on between the printer and the computer. That is, before the printer sends out a character to the printer, the computer checks if the printer is busy. If it is, the computer will wait until the printer is ready. In modem communication, there is no such handshaking. That means if the printer is busy and the modem transmits a character, the printer will miss that character and not print it. This is especially true when the printer is doing a carriage return or line feed. If your printer has an input buffer and can print faster than about 30 characters per second (300 Baud) or 120 characters per second (1200 Baud) you will not miss any characters. Another way to avoid missing characters is if the host computer can be programmed to wait after every carriage return; the printer would have time to catch up.

If you have problems with one of my projects or you want to discuss one of your own projects, I have reserved Monday nights for this. I'll be happy to talk with you if you call me then. The number to call is (514) 473-4910. But limit the calls to Monday nights, any other time is forbidden fruit.

Well, that is it for this time, good modem printing. ☺

* LOCAL * IN * LOS * ANGELES * LOCAL * IN * LOS * ANGELES * LOCAL * IN * LOS * ANGELES *

* SOFTWARE *

Bertamax, Inc. (Educational)
Computerware (All)
Custom Software (No Disc.)
Frank Hogg Labs (OS-9 & Flex)
Key Color Software (Key 264K)
Tom Mix (All)
Petrocci Freelance (All)
Platinum Software (!)
Soft law (VIP & Colorquest)
Speech Systems (All)
Sugar Software & (Super)
Moreton Bay (More)
and Much More.

We are a discount house—Call.



* E.D.C. INDUSTRIES *

Software • Hardware • Support
 Educational • Small Business • Games

VOICE (213) 258-6593 10 A.M.-10 P.M.
 BBS (213) 258-0640 24 HRS.

★ GRAND OPENING ★

6130 YORK BOULEVARD

(Near North Figueroa St.)

POST OFFICE BOX 42718
 LOS ANGELES, CA. 90050

★ OCTOBER SPECIALS ★


Amdek Dble. Drives\$435.00
 Star Power Type Daisy\$409.00
 Amdek Green Monitor.....\$137.00
 J-Cat Modem.....\$111.00
 Gorilla Amber Monitor.....\$101.00
 Bjork Blocks.....\$29.95

See us for:

<i>PBH</i>	<i>Elephant</i>
<i>Hayes</i>	<i>Gemini</i>
<i>Interfaces</i>	<i>Controllers</i>
<i>Speech</i>	<i>Music</i>

ALWAYS MORE AND BETTER
 CALL US LAST!

* LOCAL * IN * LOS * ANGELES * LOCAL * IN * LOS * ANGELES * LOCAL * IN * LOS * ANGELES *



SR-71

SR-71 is a fast action game in which you are the pilot on a mission to take photographs of missile sites in Russia and deliver them to our processing laboratory in Japan. So real you will feel as if you are in the cockpit on a real spy mission. Elude Russian missiles as well as their detection devices. Another Tom Mix exclusive. A must for the adventurous. Fantastic graphics, color and sound. 32K Ext. Basic

TAPE \$28.95 DISK \$31.95

SKRAMBLE

Your mission is to penetrate the enemy skramble system and destroy their headquarters. You will start with three of our latest spacefighters equipped with repeating cannon and twin bomb launcher. If you succeed in evading the elaborate ground defenses, you will arrive at the Cave where flying becomes more difficult. In the cave are UFOs, after which you must avoid a hail of meteorites. Very few pilots succeed this far, but if you do, then you must enter the Fortress, followed by the Maze. One or two player game. Machine Language, high speed, Arcade action. Full color graphics with sound. Keyboard or joystick control.




16K MACHINE LANGUAGE

TAPE \$24.95 DISK \$27.95

GRABBER

A pac type game. Two complete mazes jump from one to the other. Probably the most outstanding sound you have ever heard. Arcade Action. Method of play, you are the Grabber. The object is to grab the 8 treasures and store them in the center boxes. You start with 3 Grabbers and get extra ones at 20,000 points. Watch out for the goggles! Super high resolution graphics.



32K MACHINE LANGUAGE

TAPE \$27.95

DISK \$30.95

CU*BER


Approaches the excitement and challenges of any Video Arcade. The hazards of CU*BER are many. Help CU*BER change the colors on the pyramid while avoiding many of the dangers always present. Vipers, the Nurd, the Dork, bonus points all add up to another exciting release from Tom Mix Software.



32K MACHINE LANGUAGE
TAPE \$27.95 DISK \$30.95

AIR TRAFFIC CONTROLLER

Air Traffic Controller is a computer model of an air traffic control situation for the TRS-80 Color Computer. Remotely Piloted Vehicles (RPV's) are operated by the controller in a situation similar to that of a commercial airline in that you must regulate landings and takeoffs of the vehicles.



32K EXT. BASIC

TAPE \$28.95

DISK \$31.95

KATERPILLAR II

The color computer has needed a perfect centipede type game since day one. You will throw all imitations aside when you see this. So close to the arcade you will start digging for quarters. Graphic to equal "The King" and "Buzzard Bait." Joysticks required.

16K MACHINE LANGUAGE
TAPE \$24.95 DISK \$27.95



TRAPFALL

The "Pitfalls" in this game are many. Hidden treasures, jump over the pits, swing on the vine, watch out for alligators, beware of the scorpion. Another game for the Color Computer with the same high resolution graphics as "The King."

16K MACHINE LANGUAGE
TAPE \$27.95 DISK \$30.95



FANGMAN

Fangman is a high-resolution graphics arcade-type game based on the Dracula legend. Plot of Game: You're Dracula in your castle, stalking through a labyrinth of passages in search of invading villagers seeking to destroy you by blocking your every path with deadly crosses. Their ally the Sun also wanders your halls, trying to touch you and turn you to bones and dust. Fortunately, you have allies of your own, the vampire bats who chase down the villagers, holding them till you arrive. Joysticks required. 16K MACHINE LANGUAGE

TAPE \$24.95 DISK \$27.95



BUZZARD BAIT

We've done it again. You thought The King was great? Wait til you see this! Outstanding high resolution graphics, tremendous sound make this "joust" type game a must for your software collection. As you fly from cloud to cloud you will enjoy sky high excitement dealing with the challenges presented to you by this newest release by Tom Mix Software. Joysticks required.

32K MACHINE LANGUAGE
TAPE \$27.95 DISK \$30.95



UTILITIES

SCREEN PRINT ROUTINE Prints contents of your graphic screen to an Epson, Microliner or Radio Shack DMP Printers. Prints positive or reverse format. Horizontal or vertical, small and large printout. Print left, right or center of page. Specify printer when ordering. TAPE \$19.95 DISK \$21.95
TAPE TO DISK New version works on both 1.0 and 1.1 DOS. Load the contents of most tape to disk automatically. Machine Language
TAPE \$17.95 DISK \$21.95

COLOR MONITOR Written in position independent code. (May be located in any free memory). Very compact. Only occupies 1174 bytes of memory. Full featured, includes Break-Pointing of machine language programs, register display and modify, memory display and modify, and block memory move commands. Displays memory in hex and ascii format on one line 8 bytes long. Machine Language
TAPE \$24.95 DISK \$27.95



TOM MIX SOFTWARE

4285 BRADFORD N.E.
GRAND RAPIDS, MI 49506

•ADD \$2.00 POSTAGE & HANDLING• TOP ROYALTIES PAID•
•MICHIGAN RESIDENTS ADD 4% SALES TAX•

LOOKING FOR NEW SOFTWARE
ARCADE ACTION GAMES

(616) 957-0444





DRACONIAN

You brace yourself as your ship materializes in the enemy sector. Your engine roars to life, and you consult the long-range scanner for the position of the nearest enemy base. As you head for the base, blasting asteroids and space-mines in your path, you suddenly notice a monstrous space-dragon looming before you. Reacting quickly, you dodge his deadly fire-breath and blast him out of existence.


Finally, the enemy base comes into view. Avoiding the enemy fire, you destroy the gun turrets one by one with your rapid-fire torpedoes. Then, with the explosions still echoing around you, you rescue the astronaut who was being held prisoner by the enemy. Your mission is far from over, however, as there are more bases to destroy and more astronauts to rescue before the sector will be secured. And all must be done quickly; if you are too slow, the invincible DRACONIAN will surely seek you out as its next victim.

This is it — the single most impressive, awe-inspiring arcade game you can buy for your Color Computer. High-resolution graphics, awesome sound effects, four-voice music, and quality you have to see to believe! Experience the realism of DRACONIAN today!

**JOYSTICKS REQUIRED
32K MACHINE LANGUAGE**

TAPE \$27.95

DISK \$30.95



CRASH

This game is a high resolution Machine Language program with outstanding Arcade type graphics. The game consists of 4 screens. Fly the airplane over and through obstacles. Piloted by "Mario" who also appeared in "The King". The object is to conquer one screen after another but don't "Crash". Great fun for the whole family. For 1 or 2 players. Use joysticks.

**32K MACHINE LANGUAGE
TAPE \$24.95 DISK \$27.95**



CHAMBERS

Exciting high resolution graphics game. Multiple screens. Outstanding sound, Chambers is loosely based on Cosmic Chasm. The object in each level is to destroy all of the evil creatures in each room and then go into the main reactor room and blow up the base.


**JOYSTICKS REQUIRED
32K MACHINE LANGUAGE
TAPE \$24.95 DISK \$27.95**



WAREHOUSE MUTANTS

Journey through the warehouse seeking out the Mutants who are out to destroy you. WATCH OUT! They will push crates trying to crush you! Outstanding realism—high resolution graphics—multiple screens.


**JOYSTICKS REQUIRED
16K MACH. LANGUAGE
TAPE \$24.95
DISK \$27.95**



QUIX

This one is after a popular arcade game with a similar name. Simply frustrating—you'll love it. Done in high resolution graphics with Super Sound.

**JOYSTICKS REQUIRED
32K MACH. LANGUAGE
TAPE \$24.95
DISK \$27.95**



MS. MAZE

MS. MAZE is remarkable in that it combines brilliant color, high resolution, detailed graphics, and music with a very playable game. Anything that could be done to make the Color Computer look and play like the arcade version has been done. MS. MAZE is without question the closest thing to the arcade Pac games that I have seen for the Coco.


**JOYSTICKS REQUIRED
32K MACHINE LANGUAGE
TAPE \$24.95 DISK \$27.95**



PAK-PANIC

Pakman is steered thru a maze eating dots and powerpills. Pakman is pursued by four monsters who try to catch and kill him. If Pakman eats a powerpill he becomes powerful and can eat monsters. Monsters try to avoid a powerful Pakman. As monsters are eaten their ghosts appear on the top of the screen. When seven ghosts have appeared one will fly across the screen or they will link together forming a centipede that will travel thru the maze. Pakman has no power against ghosts and centipedes and must avoid them or be killed. JOYSTICKS REQUIRED

**32K MACHINE LANGUAGE
TAPE \$24.95 DISK \$27.95**



PAK TWINS BOTH MS. MAZE & PAK PANIC FOR ONLY 44.90 TAPE 50.90 DISK



TOM MIX SOFTWARE
4285 BRADFORD N.E.
GRAND RAPIDS, MI 49506



•ADD \$2.00 POSTAGE & HANDLING•TOP ROYALTIES PAID•
•MICHIGAN RESIDENTS ADD 4% SALES TAX•
LOOKING FOR NEW SOFTWARE

ARCADE ACTION GAMES

(616) 957-0444



Tom Mix Software Now Offers The Complete VIP Library System

VIP LIBRARY

VIP Writer™

RATED TOPS IN RAINBOW, HOT COCO, COLOR COMPUTER MAGAZINE & COLOR COMPUTER WEEKLY
32K (Comes with tape & disk)
\$59.95 (Includes VIP Speller)

VIP Speller™

WITH A 60,000 WORD INDEXED DICTIONARY! It can be used to correct any ASCII file—including VIP Library™ files and files from Scripsit™ and Telewriter™. 32K DISK ONLY \$39.95

VIP Calc™

You can forget the other toy calcs—The real thing is here! No other spreadsheet for the Color Computer gives you so many features! 32K (Comes with tape & disk) \$59.95 32K does have hi-res displays, sort or edit.

VIP Terminal™

RATED BEST IN JANUARY 1984 "RAINBOW" Choice of 8 hi-res lowercase displays * Memory-Sense with BANK SWITCHING for full use of workspace. 32K (Comes



with tape & disk) \$49.95 (Tape comes in 16K but without hi-res displays)

VIP Database™

INCLUDES MAIL MERGE CAPABILITIES TOO! 32K DISK \$59.95 64K Required for math package & mail merge.


VIP Disk-ZAP™

Repairs crashed disks. 16K DISK \$49.95 Lowercase displays not available with this program.



ELECTRON

Electron is composed of four subgames. You must complete one level in order to advance to the next. Supplied with four men, you are subjected to more difficult games as you move ahead. Beam Buggy, Prachnids, Force Fields and a Maze!
JOYSTICKS REQUIRED, 16K MACHINE LANGUAGE
TAPE \$24.95 DISK \$27.95




THE KING

This game contains all 4 full graphic screens like the popular arcade game. Exciting sound and realistic graphics. Never before has the color computer seen a game like this. Early reviews say simply outstanding. JOYSTICKS REQUIRED
32K MACHINE LANGUAGE

TAPE \$28.95

DISK \$29.95



THE FROG

This one will give you hours of exciting play. Cross the busy highway to the safety of the median and rest awhile before you set out across the swollen river teeming with hidden hazards. Outstanding sound and graphics. Play from keyboard or joysticks.

16K MACHINE LANGUAGE
TAPE \$27.95 DISK \$30.95



KING TUT

Journey through the caverns of King Tut's tomb. You are on a quest to find treasures hidden in the caverns below. You light your way with only a small candle that grows dimmer as time passes. Watch out for the snakes and the ghost of King Tut himself. Five screens challenge your abilities every step of the way. Joysticks required.

16K MACHINE LANGUAGE
TAPE \$27.95 DISK \$30.95



THE TOUCHSTONE

You are one of many priests of Ra who has accepted the challenge of the touchstone. The challenge is a way for any of Ra's followers to become a favored high priest. Given limited use of Ra's powers, you will battle hidden dangers. Entering the mazes, you must be ready for anything.

32K MACHINE LANGUAGE
TAPE \$27.95 DISK \$30.95



TOM MIX SOFTWARE

4285 BRADFORD N.E.
GRAND RAPIDS, MI 49506

•ADD \$2.00 POSTAGE & HANDLING•TOP ROYALTIES PAID•


•MICHIGAN RESIDENTS ADD 4% SALES TAX•
LOOKING FOR NEW SOFTWARE



ARCADE ACTION GAMES



(616) 957-0444



SPACE SHUTTLE

This program gives you the real feeling of flight. Full instrumentation complete to the max. Radar, altimeter, air speed, artificial horizon, fuel gauge, a mission status panel and much more. Actual simulation of space flight, weather conditions must be considered.

JOYSTICKS REQUIRED
32K EXTENDED BASIC
TAPE \$28.95 DISK \$31.95

EDUCATIONAL VOCABULARY MANAGEMENT SYSTEM

16K Extended basic/32K for printer output TAPE \$39.95 DISK \$42.95

The Vocabulary Management System (VMS) is a series of programs designed to aid a parent or teacher in helping children to learn and practice using vocabulary and spelling words. The 9 programs that comprise the VMS include a full feature data entry/edit program, three printer output programs and 5 vocabulary/spelling game programs. The system's many outstanding features include:

- As many as 300 vocabulary words and definitions may be in the computer's memory at one time.
- Words and definitions may be saved on disk or tape.
- Remarks and/or comments can be saved with word files.
- A disk loading menu allows students to load disk files without typing file names.
- Word lists may be quickly alphabetized
- The three printer segments allow you to create and print individualized tests, puzzles, word-searches and worksheets.
- Answer keys may be printed for all worksheets and puzzles.
- The printer segments allow full use of your printer's special features.
- The 5 game programs are based on sound educational principles and provide practice in identifying words and matching them with their definitions in a fast-paced set of activities.

STORY PROBLEMS

STORY PROBLEMS is a program that is designed to give practice in solving story problems (sometimes called statement thought or word problems) on the Color Computer. It is suitable for use in either a home or school environment. It is also a tool that will allow you to create new story problems to suit your children's needs and ability levels. It has

many features that make it particularly attractive:

- Story problems involving addition, subtraction, multiplication, division or a combination of the four are presented to the student by slowly scrolling each letter of each problem onto the screen.
- Up to 5 students may use the program at the same time.
- There are 4, user modifiable, skill levels.

16K EXT. BASIC TAPE \$19.95 DISK \$22.95

MATH DRILL

MATH DRILL is a program designed to help children to practice addition, subtraction, multiplication and division skills on the Color Computer. It has several features that make its use particularly attractive:

- Up to 6 students may use the program at the same time.
- Answers for addition, subtraction and multiplication are entered from right to left, just as they are written on paper.
- Commas may be included in the answers.
- Partial products for the multiplication problems may be computed on the screen.
- Division answers that have a remainder are entered as a whole number followed by the letter "R" and the remainder.
- There are ten, user modifiable, skill levels.
- A "SMILEY FACE" is used for motivation and reward. Its size increases relative to the skill level.
- Skill levels automatically adjust to the student's ability.
- A timer measures the time used to answer each problem and the total time used for a series of problems.
- After a problem has been answered incorrectly the correct answer appears under (above in division) the incorrect answer.

**REQUIRES 16K EXT. BASIC
TAPE \$19.95 DISK \$22.95**

ESTIMATE

ESTIMATE is a program designed to help children to practice estimating the answers to addition, subtraction, multiplication and division problems on the Color Computer. It has many features that make its use particularly attractive:

- Up to 5 students may use the program at the same time.
- There are 5, user modifiable, skill levels.
- The acceptable percent error may be changed as a student's skill improves.
- A timer measures the number of seconds used to answer each problem and the total time used for a series of problems.
- If a problem has been answered incorrectly, the student is told the percent error and asked to try again.
- If a problem is answered incorrectly a second time, the student is told the correct answer and the range of acceptable answers is displayed.
- A report is given at the end of each set of problems that includes the number of problems done, the number of problems answered correctly on the first try and the average percent error.
- The (BREAK) key has been disabled so that a child will not inadvertently stop the program from running.

**REQUIRES 16K EXT. BASIC
TAPE \$19.95 DISK \$22.95**

TEACHER'S DATABASE

TEACHER'S DATABASE is a program designed to allow a teacher to keep a computerized file of information about his/her students. There are many features that make this program particularly attractive:

- Information on as many as 100 students (or more) may be in the computer at one time.
- Each student may have as many as 20 (or more) individual items of data in his/her record.
- The program will run from cassette or disk.
- Cassette and disk files are completely compatible.
- The program is menu driven.
- Records may be easily changed, deleted, combined or added.
- Information about students may be numerical or text.
- Records may be quickly alphabetized.
- Records may be sorted by various criteria.
- Records may be reordered (ranked) based on test scores or other data.
- Data displayed during a sort may be printed on a printer or saved on disk or cassette as a new file.
- A full statistical analysis of data may be done and sent to the printer.
- Student test scores may be weighted.

**REQUIRES 32K EXT. BASIC
TAPE \$39.95 DISK \$42.95**

PRE-ALGEBRA I INTEGERS

INTEGERS is a series of four programs designed to give students practice in working with addition, subtraction, multiplication, division and the comparison of integers. It has many features that make a very valuable tool for introducing and/or maintaining skills:

- Up to 4 students may use the program at the same time.
- There are 9, user modifiable, skill levels.
- Students are given two opportunities to answer a problem.
- A detailed report of student performance, including number correct on first try, number wrong, total time used and percentage score, is presented at the end of a series of problems.
- The programs will run on a 16K TRS-80 Color Computer with or without disk drive.

Four distinct problem formats are presented. The first presents problems in this format: $-12 + -9 = ?$. The second program presents a problem with missing numerals in this format: $-7 - ? = 16$. The third program presents a problem with a missing sign: $8 - ? = 14$. The last program asks the student to determine the relationship (=, or) between two statements $3 - 9 (??) - 4 - 5$.

TAPE \$29.95 DISK \$32.95



TOM MIX SOFTWARE

4285 BRADFORD N.E.
GRAND RAPIDS, MI 49506



•ADD \$2.00 POSTAGE & HANDLING•TOP ROYALTIES PAID•
•MICHIGAN RESIDENTS ADD 4% SALES TAX•

LOOKING FOR NEW SOFTWARE


ARCADE ACTION GAMES

(616) 957-0444



Tell Your Fortune With Tarot

By Amir Dimitri



Tarot is a form of magic to predict the future. It is basically a set of playing cards with special pictures for fortune telling. Tarot is surrounded with mystery and legend. The precise origin of these ancient cards is not known with certainty. It is widely believed that these cards originated in Europe, however, there are indications that the earliest use of tarot was in India, China and possibly Egypt in the form of clay tablets. Museums and libraries today possess original tarot decks dating from the 14th century.

The word "tarôt" is a French adaptation of "tarocco," a game played in Italy during the 14th century with these ancient cards.

(Amir Dimitri is a telecommunications consultant, holds a B.S. in engineering and is a member of the Corporation of Engineers of Quebec. In 1970 he mechanized the telephone switch network requirements and construction expenditure for Bell Canada Montreal Area Engineering. He and his wife, Dora, have three children.)

The tarot deck has 78 cards. Fifty-six cards are known as the Lesser Arcana. These are divided into four suits; Spades, Clubs, Hearts and Diamonds with King, Queen, Cavalier and Page. The remaining 22 cards are known as Trump or the Major Arcana cards. These are numbered XXI to I plus an unnumbered card known as "The Fool." The ordinary pack of playing cards today is a direct descendant of the 14th century tarot deck; the Trump cards were dropped, the Cavalier and Page cards were combined into today's jack, and "The Fool" became the joker.

Could fortunes be revealed with tarot cards? In 14th century Italy, a daughter amused her noble family with hand-painted tarot cards; in 16th century Germany a scholar delved into the hidden meaning of the tarot cards; gypsies wandered throughout Europe for centuries interpreting tarot to eager questioners; in the courts of France, cartomancers and diviners foretold catastrophic events to Napoleon.

It is said that some readings are so accurate as to defy rationale, other readings are so inaccurate as to offer little insight to the questioner. Is this due to some ancient wisdom

or pure fantasy? Regardless, tarot has enjoyed a history of more than 500 years and is the forerunner of today's modern pack of cards.

The procedure used in spreading the tarot cards requires the questioner (person seeking an answer to a question) to shuffle the cards face down while stating out loud his specific question to the reader (diviner). The reader then lays out the cards in a prescribed sequence and interprets their symbolic meaning. It is found that for fortune telling, the 22 Major Arcana cards suffice and the Lesser Arcana cards could be avoided for simplicity. In this method, the reader lays down the top 10 cards of the shuffled 22-card Major Arcana deck.

Each Major Arcana card has a descriptive title and a symbolic picture for interpretation. These cards represent the physical and spiritual forces that influence people, namely; Strength, Power, Storms, Death and Religion.

Tarot cards cannot be read from opposite directions as conventional cards. If the card is laid down in reverse (upside down), then the interpretation is weakened or reversed. The presence of one card next to the other strengthens or weakens the interpretation. Readings are based not only on the specific interpretation of each card, but the relative proximity in which the cards fall, their frequency and whether a card is upside down (reversed).

The author of this program has merely mechanized this procedure for the enjoyment of the user. Effort has been spent to faithfully represent each of the 22 Major Arcana cards graphically, together with their respective interpretations in text and provide a comprehensive reading based on the methodology stipulated above. The user can now question the computer and find out whether it can really foretell the future with the tarot cards!

After unplugging the disk controller, loading *Tarot* and *RUNning* it, the user is prompted: "WHAT IS YOUR QUESTION?" Upon entering the question, the following prompt appears: "THE CARDS HAVE BEEN SHUFFLED — DO YOU WISH A RE-SHUFFLE (Y OR N)?" Each time the user presses ENTER, a graphic display of each of the 10 top cards is shown in sequence together with the associated text interpretation based on order, symbolic meaning and position (reversed). After the 10th card is displayed, a reading in text format is automatically displayed for the benefit of the user together with an answer to the question posed. Each display is accompanied with a tune to alert the user. Finally, the user is prompted for another reading if desired. Upon termination, a tune is played together with a closing statement for posterity.

This is how the program works: Setup takes place in Lines 10-1410 with calls to subroutines to run the card shuffling randomizing (1670), card display (1730), reversed card logo, etc. Tarot reading routines take place from Lines 1450-1700. Lines 1730-6110 perform the Extended BASIC graphics subroutines for the Major Arcana 22-card deck. The arrays dimensioned in Line 220 hold the following:

- C = Card number
- I\$ = Card interpretation
- N = Card weighting
- R\$ = Reversed card interpretation
- R = Reversed card weighting
- N\$ = Card order interpretation
- D\$ = Display interpretation (summary)
- D = Display weighting

Change the statements and graphics and good fortune shall follow you for the rest of your days!



170.....	179	2550	161	4460	103
400.....	243	2760	23	4660	143
670.....	216	2940	206	4840	120
970.....	33	3110	101	5010	45
1170	40	3300	169	5300	82
1420	44	3530	9	5440	85
1640	98	3700	150	5620	149
1850	122	3940	44	5760	138
2050	167	4120	234	5890	138
2290	137	4270	127	6050	37
				END	222

The listing:

```

10 CLEAR500
20 A3$="T4;O3;L2;C;L4;O2;B;L8;A;
L2.;G;"
30 LA$="C8;U10;R6;D5;L6;R6;D5;C5;
R5"
40 LB$="C8;U10;R6;D5;L6;D5;R6;U5;
D5;C5;R5"
50 LC$="C8;U10;R5;L5;D10;R5;C5;R
5"
60 LD$="C8;U10;R4;F2;D6;G2;L4;R4;
C5;R7"
70 LE$="C8;U10;R5;L5;D5;R5;L5;D5;
R5;C5;R5"
80 LF$="C8;U10;R5;L5;D5;R5;L5;D5;
C5;R10"
90 LG$="C8;U10;R5;L5;D10;R5;U5;L
2;R2;D5;C5;R5"
100 LH$="C8;U10;D5;R5;U5;D10;C5;
R5"
110 LI$="C5;R3;C8;U10;D10;C5;R7"
120 LJ$="C8;U2;D2;R3;U10;D10;C5;
R7"
130 LL$="C8;U10;D10;R5;C5;R5"
140 LM$="C8;U10;R4;D5;U5;R4;D10;
C5;R5"

```

150 LN\$="C8;U10;F5;U5;D10;C5;R5"
 160 LO\$="C8;U10;R6;D10;L6;R6;C5;R5"
 170 LP\$="C8;U10;R6;D5;L6;R6;C5;D5;R5"
 180 LR\$="C8;U10;R7;D5;L7;R4;D2;F3;D1;C5;R5"
 190 LB\$="C8;R5;U5;L5;U5;R5;L5;D5;R5;D5;C5;R5"
 200 LT\$="C8;C5;R3;C8;U10;L3;R6;L3;D10;C5;R8"
 210 LU\$="C8;U10;D10;R5;U10;D10;C5;R5"
 220 LV\$="C5;R4;C8;H4;U6;D6;F4;E4;U6;D6;G4;C5;R9"
 230 LX\$="C8;U1;E8;U1;D1;G4;H4;U1;D1;F8;D1;C5;R5"
 240 SP\$="C5;R5"
 250 DIM C(22)
 260 DIM I\$(22)
 270 DIM N(22)
 280 DIM R\$(22)
 290 DIM R(22)
 300 DIM N\$(10)
 310 DIM D\$(10)
 320 DIM D(10)
 330 N22=1;R22=-1
 340 N\$(1)="***PRESENT POSITION**"
 *"
 350 N\$(2)="***IMMEDIATE INVOLVEMENT***"
 360 N\$(3)="***GOAL OR DESTINY***"
 "
 370 N\$(4)="***DISTANT PAST***"
 380 N\$(5)="***RECENT PAST***"
 390 N\$(6)="***FUTURE INFLUENCE**"
 *"
 400 N\$(7)="***THE QUESTIONER***"
 410 N\$(8)="***ENVIRONMENTAL FACTORS***"
 420 N\$(9)="***INNER EMOTIONS***"
 430 N\$(10)="***RESULT***"
 440 I\$(1)="THOUGHTLESSNESS, EXTRAVAGANCE"
 450 R\$(1)="APATHY, NEGLIGENCE"
 460 N1=-1;R1=-1
 470 I\$(2)="SKILL, CREATIVITY"
 480 R\$(2)="INSECURITY, DELAY"
 490 N2=1;R2=-1
 500 I\$(3)="WISDOM, SERENITY"
 510 I\$(17)="MISERY, DECEPTION"
 520 R\$(3)="CONCEIT, SELFISHNESS"
 530 N3=1;R3=-1
 540 I\$(4)="ACTION, PROGRESS"
 550 R\$(4)="INDECISION, ANXIETY"
 560 N4=1;R4=-1
 570 I\$(5)="AUTHORITY, WEALTH"
 580 R\$(5)="FEEBLENESS"

590 N5=1;R5=-1
 600 I\$(6)="KINDNESS, HUMILITY"
 610 R\$(6)="SUSCEPTIBILITY, INSENSITIVITY"
 620 N6=1;R6=-1
 630 I\$(7)="LOVE, BEAUTY"
 640 R\$(7)="INRELIABILITY, FICKLENESS"
 650 N7=1;R7=-1
 660 I\$(8)="CHALLENGE, TRIUMPH"
 670 R\$(8)="DEFEAT, RESIGNATION"
 680 N8=1;R8=-1
 690 I\$(9)="VIRTUE, HONOR"
 700 R\$(9)="ABUSE, INTOLERANCE"
 710 N9=1;R9=-1
 720 I\$(10)="PRUDENCE, CAUTION"
 730 R\$(10)="RASHNESS"
 740 N10=1;R10=-1
 750 I\$(11)="FORTUNE, LUCK"
 760 R\$(11)="FAILURE, INTERRUPTION"
 770 N11=1;R11=-1
 780 I\$(12)="COURAGE, ENERGY"
 790 R\$(12)="WEAKNESS, TYRANNY"
 800 N12=1;R12=-1
 810 I\$(13)="READJUSTMENT, TRANSITION"
 820 R\$(13)="EGOISM"
 830 N13=1;R13=-1
 840 I\$(14)="LOSS, FAILURE"
 850 R\$(14)="RECOVERY"
 860 N14=-1;R14=-1
 870 I\$(15)="PATIENCE, MODERATION"
 880 R\$(15)="DISCORD, HOSTILITY"
 890 N15=1;R15=-1
 900 I\$(16)="VIOLENCE, DISASTER"
 910 R\$(16)="FREEDOM, ENLIGHTENMENT"
 920 N16=-1;R16=1
 930 R\$(17)="ENTRAPMENT, OPPRESSION"
 940 N17=-1;R17=-1
 950 I\$(18)="HOPE, SATISFACTION"
 960 R\$(18)="PESSIMISM, DISAPPOINTMENT"
 970 N18=1;R18=-1
 980 I\$(19)="CAUTION, DECEPTION"
 990 R\$(19)="DECEPTIONS, MISTAKES"
 1000 N19=-1;R19=1
 1010 I\$(20)="HAPPINESS, SUCCESS"
 1020 R\$(20)="UNHAPPINESS, LONELINESS"
 1030 N20=1;R20=-1
 1040 I\$(21)="DEVELOPMENT, PROMOTION"
 1050 R\$(21)="DELAY, DISILLUSION"

```

1060 N21=1:R21=-1
1070 I$(22)="PERFECTION, SUCCESS
"
1080 R$(22)="IMPERFECTION"
1090 Y=0
1100 GOSUB6120:PRINT@132,"BY AMI
R DIMITRI":'3352 BREARD, BROSSAR
D J4Z 2E2 QUEBEC-CANADA 1981
1110 FORTM=1T0500:NEXTTM:PRINT@1
32,"";:INPUT"WHAT IS YOUR QUESTI
ON";Q$
1120 IFLEN(Q$)>25THEN1660
1130 FOR J1=1 TO 10
1140 GOSUB 1670
1150 NEXT J1
1160 GOSUB6120:PRINT@224,"THE CA
RDS HAVE BEEN SHUFFLED-DO YOU WI
SH A RE-SHUFFLE ":INPUT" (Y OR N
)";G$
1170 IF G$="N" THEN 1230
1180 GOSUB6120:PRINT@97,"THE CAR
DS ARE BEING RE-SHUFFLED NOW"
1190 FOR I=1 TO 22
1200 C(I)=0
1210 NEXT I
1220 GOTO 1130
1230 FOR J=1 TO 10
1240 PRINT@480,"";:GOSUB6110:INP
UT"PRESS<ENTER> TO SEE EACH CARD
";H$:CLS
1250 FOR U=1 TO 22
1260 IF C(U)<>J THEN 1400
1270 M$=""
1280 RX=RND(Y):IFRX>.5 AND RX<.5
5 THEN1290 ELSE1300
1290 M$="(REVERSED)"
1300 GOSUB1730
1310 PRINT"TAROT CARD #"J"M$
1320 PRINT@100,"INTERPRETATION:
"
1330 PRINT@132,"-----
"
1340 PRINT@225, N$(J)
1350 IFM$<>"(REVERSED)" THEN 13
80
1360 D$(J)=R$(U):D(J)=R(U)
1370 PRINT@290,D$(J):PRINT:GOTO1
390
1380 D$(J)=I$(U):D(J)=N(U): GOTO
1370
1390 GOTO 1410
1400 NEXT U
1410 NEXTJ
1420 GOSUB1720
1430 PRINT@130,"PRESENTLY THERE
IS"
1440 IF D(7)+D(1)=0 THEN 1470
1450 PRINT@162,D$(1)" "D$(7)".

```

```

1460 GOTO 1480
1470 PRINT@162,D$(7)".
1480 PRINT@194,"TO OTHERS YOU AR
E":PRINT@226,D$(8)".
1490 PRINT@258,"YOUR THOUGHTS TE
ND TOWARD":PRINT@290,D$(9)".
1500 GOSUB1720
1510 PRINT@162,"ALTHOUGH IN THE
PAST YOU HAD"
1520 IF D(4)+D(5)=0 THEN 1550
1530 PRINT@194,D$(4)" "D$(5)",
1540 GOTO 1560
1550 IFD(4)=-1 THEN PRINT@194,D$
(4),"ELSE PRINT@194,D$(5)",
1560 PRINT@226,"YOU WILL BE IMME
DIATELY":PRINT@258,"INVOLVED WIT
H":PRINT@290,D$(2)".
1570 PRINT@322,"IN THE FUTURE TH
ERE WILL BE"
1580 IF D(6)+D(3)=0 THEN 1610
1590 PRINT@354,D$(6)" "D$(3)".
1600 GOTO 2070
1610 IF D(6)=1 THEN PRINT@354,D$
(6)".ELSE PRINT@354,D$(3)".
1620 GOSUB1720
1630 PRINT@130,"REGARDING YOUR Q
UESTION,":PRINT@162,CHR$(34)Q$CH
R$(63)CHR$(34):PRINT@194,"THE CA
RDS REVEAL...":PRINT@226,D$(10)"
.
1640 GOSUB1720:PRINT@418,"";:INP
UT"ANOTHER READING? (Y OR N)";Q$
:IFQ$="N"THEN6140
1650 CLS:GOTO1100
1660 GOSUB6120:PRINT@100,"IN FOU
R WORDS OR LESS,":GOTO1110
1670 Z=(RND(Y)*22+1)
1680 X=INT(Z)
1690 IF C(X)<>0 THEN 1670
1700 C(X)=C(X)+J1
1710 RETURN
1720 GOSUB6110:FORTM=1T03000:NEX
TTM:CLS:GOSUB6120:GOSUB6130:PRIN
T@194,"";:RETURN
1730 PMODE 3,1
1740 PCLS
1750 SCREEN 1,1
1760 ON U GOSUB5990,1790,1970,23
20,2800,2990,3190,3470,3660,3890
,4070,4280,4490,4690,4900,5050,5
220,5420,5530,5700,5780,5900
1770 FORTM=1T01000:NEXT TM
1780 RETURN
1790 DRAW"BM50,190;R170;U20;L170
;U150;R170;U20;L170;D190;R170;U1
90"
1800 DRAW"BM135,16;"+LI$
1810 DRAW"BM80,185;"+LL$+LE$+SP$

```

```

1820 DRAWLB$+LA$+LT$
1830 DRAWLE$+LL$
1840 DRAW LE$+LU$+LR$
1850 DRAW"BM50,116;C8;E39;R32;U8
;L8;R44;L8;D36;L28;U28"
1860 DRAW"BM220,116;H39;L32"
1870 DRAW"BM176,116;U5;L84;D5;R8
4"
1880 DRAW"BM124,152;U24;L36;D6;R
16;L22;D6;R22;L16;D6;R16;L10;D6;
R30"
1890 DRAW"BM144,152;U24;R36;D6;L
16;R22;D6;L22;R16;D6;L16;R10;D6;
L30"
1900 CIRCLE(120,56),5,8,1,0,1
1910 CIRCLE(148,56),5,8,1,0,1
1920 CIRCLE(135,36),5,8,1,0,1
1930 PAINT(120,56),8,8:PAINT(148
,56),8,8:PAINT(135,36),8,8
1940 PAINT(130,76),7,8:PAINT(124
,113),7,8
1950 PAINT(175,80),6,8
1960 RETURN
1970 LINE(50,190)-(220,1),PSET,B
1980 LINE(50,100)-(220,100),PSET
1990 LINE(50,20)-(220,20),PSET
2000 LINE(50,170)-(220,170),PSET
2010 DRAW"BM130,16;"+LI$+LI$
2020 DRAW"BM112,185;"+LJ$+LU$
2030 DRAWLN$+LO$+LN$
2040 DRAW"BM124,52;C8;U20;F4;D4;
R4;E4;F4;D4;R4;E4;F4;D16;N;F8;H8
;L20;U4;R20;F8"
2050 DRAW"BM124,52;D2;R12;F6;D12
;F12;U8;H4;U4;E2;U8"
2060 DRAW"BM124,64;L4;E4"
2070 DRAW"BM132,80;U9"
2080 DRAW"BM136,96;N;E15;N;H15"
2090 DRAW"BM136,116;H4;R8;G4"
2100 CIRCLE(136,54),15,8,(24/15)
,.25,.5
2110 CIRCLE(136,56),24,8,(32/24)
,.6,1:CIRCLE(136,56),24,8,(32/24
),0,.0625
2120 CIRCLE(132,100),20,8,1,.5,.
75:CIRCLE(140,100),20,8,1,.75,1
2130 LINE(160,100)-(184,20),PSET
:LINE(164,100)-(188,20),PSET
2140 CIRCLE(136,120),4:CIRCLE(13
6,120),16,8,1,.5,1:CIRCLE(136,17
2),16,8,(48/16),.5,1
2150 CIRCLE(96,158),20,8,1,.375,
.75:CIRCLE(108,132),20,8,1,.375,
.875
2160 CIRCLE(176,158),20,8,1,.75,
1:CIRCLE(164,132),20,8,1,.625,1
2170 CIRCLE(176,158),20,8,1,0,.1
25:CIRCLE(164,132),20,8,1,0,.125
2180 PAINT(136,90),5,8
2190 PAINT(136,98),8,8
2200 PAINT(154,98),8,8
2210 PAINT(140,56),7,8
2220 PAINT(154,50),8,8
2230 PAINT(136,50),8,8
2240 PAINT(140,35),8,8
2250 PAINT(60,98),6,8
2260 PAINT(184,98),6,8
2270 PAINT(200,168),5,8
2280 PAINT(153,72),6,8
2290 PAINT(136,168),8,8
2300 PAINT(166,168),7,8
2310 RETURN
2320 LINE(50,190)-(220,1),PSET,B
2330 LINE(50,20)-(220,20),PSET
2340 LINE(50,170)-(220,170),PSET
2350 DRAW"BM122,16;"+LI$+LI$+LI$
2360 DRAW"BM70,185;"+LL$+SP$+LI$
2370 DRAWLM$+LP$:DRAWLE$+LR$:DRA
WLA$+LT$:DRAWLR$+LI$:DRAWLC$+LE$
2380 CIRCLE(132,32),4,8,1,0,1
2390 CIRCLE(132,44),8,8,1,.375,1
2400 CIRCLE(132,44),8,8,1,0,.175
2410 CIRCLE(112,44),4,8,1,.5,1
2420 CIRCLE(112,44),4,8,1,0,.175
2430 CIRCLE(120,44),4,8,1,0,.5
2440 CIRCLE(144,44),4,8,1,0,.5
2450 CIRCLE(152,44),4,8,1,.375,1
2460 DRAW"BM126,52;C8;N;U8;L6;N;
H6;L4;N;H8;D8;R32"
2470 DRAW"BM148,60;U8;N;E8;L4;N;
E6;L6;U4"
2480 CIRCLE(116,64),4,8,1,.25,.7
5
2490 CIRCLE(148,64),4,8,1,.75,1
2500 CIRCLE(148,64),4,8,1,0,.25
2510 CIRCLE(132,76),12,8,(16/12)
,0,1
2520 CIRCLE(116,80),12,8,1,.25,.
75
2530 CIRCLE(148,80),12,8,1,.75,1
2540 CIRCLE(148,80),12,8,1,0,.25
2550 DRAW"C8;D6;U8":DRAW"BM148,9
2;C8;D4"
2560 CIRCLE(120,96),6,8,1,.125,.
625
2570 CIRCLE(144,96),6,8,1,.875,1
2580 CIRCLE(144,96),6,8,1,0,.375
2590 DRAW"BM124,100;N;U14;N;G12;
D4"
2600 DRAW"BM140,100;N;U14;F12;D4
"
2610 CIRCLE(120,108),2,8,1,0,1
2620 CIRCLE(144,108),2,8,1,0,1
2630 CIRCLE(128,112),2,8,1,0,1
2640 CIRCLE(136,112),2,8,1,0,1
2650 CIRCLE(104,120),12,8,1,.25,

```


WATERLOO



KAMIKAZE



BOMBER COMMAND



Across The Rubicon



WE CHALLENGE YOU!

WAR GAMES! WAR GAMES! WAR GAMES! WAR GAMES!

LEGATUS



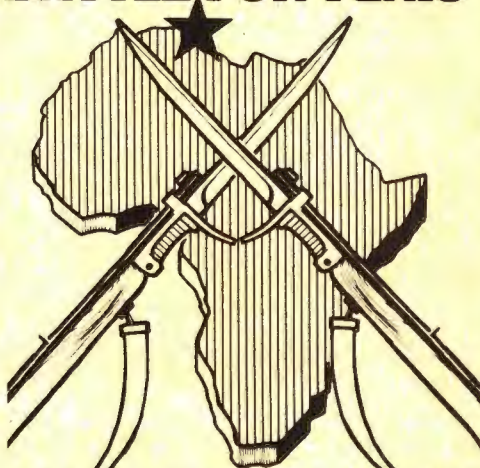
JACTA ALEA EST!

CLASSICAL AGE EUROPE...
2 PLAYER GAME

The Winds of War are blowing across the northern frontier, the Emperor issues orders to his field commanders, who little realize the doubts tormenting their leader! There is too little in the treasury, too little known of the enemy, and too vulnerable are the imperial cities and their precious farm lands to pillage and capture. And if this is not enough, his armies are green as May grass. But ... JACTA ALEA EST! The die is cast. The campaign must begin... Printer recommended.



BATTLE FOR TUNIS



A 1 or 2 player game that places you in North Africa in 1943. Patton has just been recalled to Europe to help plan the invasion of Sicily; Rommel is in Berlin. You have the opportunity to replace two of history's greatest generals in this challenge for control of Tunisia. Each player controls the actual ground forces present at the time.

In the one player game, you control the Axis forces and try to do what Rommel's veterans couldn't: Hold Tunisia!

Play is on a battle screen with an overall strategy map available for general reconnaissance. Intelligence and status reports, as well as air power, are also available.

NEW!! LEGATUS—32K COLOR EXT \$29.95 DISK ONLY

NEW!! BATTLE FOR TUNIS—32K COLOR EXT \$24.95

GUADALCANAL



AMERICA STRIKES BACK!

August, 1942 The Marines have landed in America's first offensive of WWII and the stage is set. With captured food and equipment and virtually no chance of resupply the Marines must expand their perimeter, complete Henderson Field, seek out an elusive and insidious enemy, and put up with the incessant daily bombing. Not to mention the spine-shattering cry of BANZAI! Historical, except that this time YOU command the 1st Marines. Send patrols into a leering jungle, capture Japanese camps, sortie air cover, interdict and search, pray for that supply ship. Go for it. Leatherneck SEMPER FI!

- WATERLOO 32k CASSETTE.... \$24.95
- KAMIKAZE 32k CASSETTE.... \$24.95
- ACROSS THE RUBICON CASSETTE.... \$24.95 32k
- GUADALCANAL 32k EXT CASSETTE.... \$24.95
- BOMBER COMMAND CASSETTE.... \$22.95
- 16k EXT

P. O. Box 14806
Jacksonville, FL 32238
904-786-8603

OTHER ARK ROYAL GAMES...

- STARBLAZER — 32K 17.95
- KAMIKAZE — 16K 14.95
- ACROSS THE RUBICON — 16K 14.95
- MISSION EMPIRE — 32K 22.95
- MISSION EMPIRE — 16K 17.95
- GALATIC TAIPAN — 32K 17.95

Prices on All games include shipping. Florida Resident add 5% tax. All Programs require Color ComPuter™ (Tandy Corp) or TDP System 100 ComPuter™ (RCA)

All games available on Disk — Add \$3.00
We pay shipping on all prepaid orders to USA and CANADA. C.O.D.'s Accepted
Foreign orders add 10%.

```

.925
2660 CIRCLE(160,120),12,8,1,.625
,1
2670 CIRCLE(160,120),12,8,1,0,.2
5
2680 CIRCLE(104,136),4,8,1,.75,1
2690 CIRCLE(112,136),20,8,1,.75,
1
2700 CIRCLE(120,136),12,8,1,.25,
.5
2710 CIRCLE(144,136),12,8,1,0,.2
5
2720 CIRCLE(152,136),20,8,1,.5,.
75
2730 CIRCLE(160,136),4,8,1,.5,.7
5
2740 CIRCLE(120,160),12,8,1,.75,
1
2750 CIRCLE(144,160),12,8,1,.5,.
75
2760 PAINT(122,50),8,8:PAINT(142
,50),8,8
2770 PAINT(116,80),7,8:PAINT(148
,80),7,8
2780 PAINT(104,120),8,8:PAINT(20
0,160),6,8
2790 RETURN
2800 LINE(50,190)-(220,1),PSET,B
2810 LINE(50,20)-(220,20),PSET
2820 LINE(50,170)-(220,170),PSET
2830 DRAW"BM127,16;"+"LI$+LV$
2840 DRAW"BM90,185;"+"LL$+SP$
2850 DRAWLE$+LM$:DRAW LP$+LE$:DR
AW LR$+LE$:DRAWLU$+LR$
2860 CIRCLE(132,48),4,8,1,0,1
2870 CIRCLE(132,52),20,8,1,.5,1
2880 DRAW"BM132,40;C8;N;R4;N;D4;
N;L4;N;U4"
2890 DRAW"BM112,52;D2":DRAW"BM15
2,52;D2"
2900 CIRCLE(116,60),8,8,1,.5,1:C
IRCLE(132,60),8,8,1,.5,1:CIRCLE(
148,60),8,8,1,.5,1
2910 DRAW"BM108,60;D4;F8;R8;N;U1
2;R16;N;U12;R8":DRAW"E8;U4;D4;G8
;D4;L32;U4"
2920 CIRCLE(88,72),28,8,1,0,.25:
CIRCLE(176,72),28,8,1,.25,.5
2930 DRAW"BM132,76;G8;L4;D20;E8;
R8;F8;U20;L4;H8"
2940 CIRCLE(104,108),12,8,1,.25,
.75:CIRCLE(160,108),12,8,1,.75,1
:CIRCLE(160,108),12,8,1,0,.25
2950 CIRCLE(104,148),28,8,1,.75,
1:CIRCLE(160,148),28,8,1,.5,.75
2960 CIRCLE(132,124),48,8,(36/48
),0,.675:CIRCLE(132,124),48,8,(3
6/48),.925,1
2970 PAINT(140,48),8,8:PAINT(132
,100),7,8:PAINT(160,140),8,8:PAI
NT(200,140),6,8
2980 RETURN
2990 LINE(50,190)-(220,1),PSET,B
3000 LINE(50,20)-(220,20),PSET
3010 LINE(50,170)-(220,170),PSET
3020 DRAW"BM128,16;"+"LV$
3030 DRAW"BM100,185;"+"LJ$
3040 DRAWLU$+LP$:DRAWLI$+LT$:DRA
WLE$+LR$
3050 DRAW"BM132,36;C8;G8;H8;G4;L
4;H4;L4;F12;N;R40;D12"
3060 DRAW"R40;U12;E12;L4;G4;L4;H
4;G8;H8"
3070 CIRCLE(132,76),20,8,(24/20)
,.875,1:CIRCLE(132,76),20,8,(24/
20),0,.125:CIRCLE(132,76),20,8,(
24/20),.375,.625
3080 CIRCLE(132,76),32,8,(24/32)
,.375,.625:CIRCLE(132,76),32,8,(
24/32),.875,1:CIRCLE(132,76),32,
8,(24/32),0,.125
3090 CIRCLE(132,104),20,8,1,.625
,.875
3100 DRAW"BM112,92;C8;N;L20;G8;D
12;G4"
3110 DRAW"BM152,92;N;R20;F8;D12;
F4"
3120 CIRCLE(92,112),20,8,1,.5,.7
5
3130 CIRCLE(172,112),20,8,1,.75,
1
3140 CIRCLE(116,116),16,8,1,0,.5
:CIRCLE(148,116),16,8,1,0,.5
3150 CIRCLE(172,92),100,8,(56/10
0),.22,.471
3160 DRAW"BM72,112;C8;D58;R120;U
58"
3170 PAINT(180,168),8,8:PAINT(15
0,112),7,8:PAINT(200,168),6,8
3180 RETURN
3190 LINE(50,190)-(220,1),PSET,B
3200 LINE(50,20)-(220,20),PSET
3210 LINE(50,170)-(220,170),PSET
3220 DRAW"BM127,16;"+"LV$+LI$
3230 DRAW"BM90,185;"+"LL$+SP$
3240 DRAWLA$+LM$:DRAWLO$+LU$:DRA
WLR$+LE$:DRAWLU$+LX$
3250 DRAW"BM132,28;C8;N;G48;N;D6
4;N;F48"
3260 DRAW"BM131,30;N;D62;R2;D62;
R3;G4;H4;R8"
3270 CIRCLE(96,76),12,8,(8/12),.
375,1
3280 CIRCLE(96,80),12,8,(8/12),.
5,1
3290 CIRCLE(120,76),12,8,(8/12),

```

WHERE'S-IT

by C.E. Laidlaw

What programs are on this disk? Which disk is my WIDGET program? WHERE'S-IT will answer these questions for you and maintain disk directory index files with up to 972 programs in each. Completely user-friendly, just run WHERE'S-IT and follow the prompts to:
Create index files holding up to 972 programs

Load or save existing index files

Add, delete or update index files for a specific disk

Sort index files alphabetically with a machine language sort

List index files to screen

Print index out with 162 programs to the page

Disk only.....\$19.95
(32K Extended Color BASIC)

We are also a dealer for the following companies:

Moreton Bay Software
Computerware
Spectrum Projects
Mark Data, Amdek, Epson
Pal Creations, Tom Mix
PBH Computer, Inc.
Spectral Associates,
Cognitec, Elite Software
Prickly Pear, Botek
Cobra Software
and many more fine companies.

JARB

SOFTWARE
HARDWARE


1636 D Avenue, Suite C
National City, CA 92050

After hours:
BBS 619-474-8981
Orderline:
619-474-8982

T.A.G. THE ADVENTURE GENERATOR

ADVENTURE

Cassette.....\$34.95
Disk/Amdisk.....\$39.95



FEATURES

- Creates stand-alone programs
- Up to 100 rooms, 60 objects, 30 command words, and 9 conditional flags
- Supports tape and disk output
- Optional printer output of important sections during creation of ADVENTURE
- Complete documentation
- Includes sample ADVENTURE
- Works with all models of the CoCo except MC-10
- Requires 32K Extended Color BASIC

NEW GRAY LADY

by Terry A. Steen

Control your submarine in its efforts to destroy the enemy fleet. You must launch your sub to surface missiles while avoiding the depth charges. Five different types, hi-res graphics and spectacular sounds. Also a talking version included at no extra charge for those who have an SC01 based voice pack. Four screens and progressive difficulty make this all machine language program a real bargain.

Cassette: \$19.95

Disk/Amdisk: \$24.95

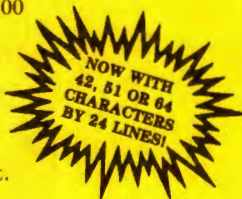
U.S. COD orders accepted, no charge cards please.
Shipping and handling \$3.00
California residents please add 6% sales tax

COLOR TERM + PLUS +

If you're looking for the finest terminal software you can buy, look no further! And now we've added a **high-res screen** display that gives you 32 by 16, 42, 51, or 64 by 24 lines.* And you can switch between the high-res screen and the normal screen **without** destroying what you have in the buffer! **+ PLUS +** we have a buffer editor, complete up and down load support, on-line cassette or disk reads and writes, off-line and on-line scrolling, pre-entry of data before calling, word wrap, buffer printing, selective printing, change **any** parameter so you can communicate with **any** other computer. You can send and receive Basic programs, ASCII file, as well as machine code, **+ PLUS +** you can save your buffer to tape (Tape or Rom version) or disk (Disk version). You can communicate with the local **BBS, Compuserve™, The Source™**, the main frame at work or school, other color computers, Apples, IBM PC'S, TRS-80 Model I, II, III, IV, 12, 16, 100, or any other computer via RS-232.

Compare these features with **any** other terminal program:

- 32x16, 42, 51, 6x24 Screen
- Communications BAUD Rate: 110-19200
- Printer Baud Rate: 600-9600
- Select Half or Full Duplex.
- Select Odd, Even, or no Parity.
- Select 7 or 8 Bit Words.
- Send Control Characters.
- Send a True Line Break.
- Separate Keys for Escape and Rubout.
- Select All Caps If Needed.
- Word Wrap — Eliminate Split Words.
(32 Character Mode)
- Selectable Reverse or Normal Video.
(32 Character Mode)



- Scroll Protect Up to 9 Lines.
- Automatic Capture of Incoming Files, Send One Line At a Time From Your Buffer.
- Has Programmable Prompt for "Send Next Line!!"
- Buffer Size Indicator.
- Complete Up and Down Load Support.
- Improved Buffer Editor.
- On/Off Line Scrolling of Buffer.
- On/Off Cassette or Disk Reads and Writes.
- Pre-Enter Data Before Going On-Line.
- Save/Load Machine Code, Basic Programs or Files.
- Select Printer Line Feeds If Needed or Ignore All Line Feeds in Buffer.

*Disk and Rom Pack only (not on tape). PRICE: \$29.95 (TAPE) \$39.95 (ROM PACK) \$39.95 (DISK)

BBS 817-387-8381

HARDWARE

- SUPER PRO KEYBOARD** — Mark Data replacement. . \$64.95
- DOUBLE SWITCH I** — This is our original switch box. Two LEDs show you which port is being used, 1 or 2. High quality parts, and a new great looking yellow face plate. \$29.95
- DOUBLE SWITCH II** — Same as the above switch box, but we have added three RCA jacks, and a switch which allows you to switch between your 80 column board output, and your computer output at a touch instead of unplugging. \$39.95
- VIDEO SWITCH** — Switch between your 80 column board, and your computer's output. Two LEDs display the device. \$19.95
- DOUBLE CABLE** — If you don't have a lot of money to spend, you can hook a modem and a printer up at the same time using this Y-Cable. Works with most printers. \$14.95
- WORD PAK (80 Column Board)** — This is one of the finest pieces of hardware to come along since the CoCo. Allows you to display a real 80 column screen, not the graphics that are sometimes difficult to read. Comes with a software driver that will interface basic into the 80 column board. \$139.95
- Y-CABLE** — Used with the **WORD PAK** when disk drives are being used. Not needed if you own some type of multi-port device, the Multi-Pak interface for instance. \$29.95
- DOUBLE DRIVER** — Best video driver available for the Color Computer. Made by our friends at Moreton Bay Software. Specify regular CoCo or CoCo II. \$24.95
- DOUBLE SPEAKER** — This plug-in device gives you sound with a monitor. Plugs right in, nothing to solder. \$19.95
- HARD DISK DRIVE FOR THE CoCo WITH CONTROLLER:**
- 5 MEG HARD DISK DRIVE. \$1299.95
- 10 MEG HARD DISK DRIVE. \$1599.95

\$2.00 shipping and handling on all orders. \$3.00 charge on C.O.D. orders, Mastercard and VISA accepted. Texas residents add 5% sales tax. Allow two weeks for personal checks.

Send 20 cent stamp for free catalog.

Double Density Software



920 Baldwin Street
Denton, Texas 76205
Phone 817/566-2004



DOUBLE DOS II



- NEW AND IMPROVED!!** Double Dos II is an enhanced version of our original **DOUBLE DOS** program. The original Double Dos was so well received that we decided to add even more capabilities, and fix some of the limitations in the original program. With Double Dos you can use 35, 40 or 80 track (double and single sided) drives all on one system, all at the same time. (The use of double sided drives will limit you to three drives.) Works with all types of 5 1/4 or 3 inch drive systems and All commands are supported in Double Dos!! Double Dos is totally transparent to your basic programs! If your system selection is 80 tracks, a **FREE** command will return 158 granules! Compare this to the 68 granules your system now returns. You get 78 granules with a 40 track drive, 10 more than the 35 track system. **EVERY** command in basic is supported by Double Dos. There is only one limitation, you can only open any number of files to one drive at a time, otherwise everything else is the same. Plus you get some great new commands!! Look at what Double Dos will allow as new disk basic commands:
 - BAUD 1-6** ... change the **BAUD** rate with a command, no pokes!
 - TRACK 35,36,40,80** ... change the number of tracks.
 - DOUBLE** ... enable the double sided option.
 - PDIR** ... print your directory to the printer.
 - DUMP ON/OFF** ... send a basic program to a friend without using a terminal program!
 - RATE 6,35** ... change the head stepping rate.
 - VIDEO ON/OFF** ... will give you a reverse screen without a hardware modification.
 - SCROLL 1-255** ... change the screen scrolling speed.
 - COMMAND** ... will list all new commands.
 - DUPE 0-2** ... will allow copy & backup from one side of a disk to the other side on double sided systems!
 - DATE** ... you can enter the month, day, and year which will be stored in the directory of your disk each time you save a program or file, and you can see it when you use the **DIR** command! Very useful when looking for the most current file or program!
 - AND**, all commands can be used inside basic programs because they have been added to disk basics list of commands! You also get full reset protection, which means that you will stay in the 64K mode until you power-down.
- PRICE: \$29.95 (DISK ONLY) 64K Required



REAL EIGHTY-COLUMN DISPLAY!



ULTRA TERM +

PROFESSIONAL PROFESSIONAL PROFESSIONAL PROFESSIONAL

This program is the **ultimate** in coco communicating!! **Ultra Term +** is used with a plug-in 80 column board* that gives you **True** 80 columns, not the graphics display that is unreadable at 80 columns. This is truly a **Professional Package** that is so easy to use that once you have used it, you'll wonder why other packages are so difficult to use, (except for Color Term + Plus + that is!) After using a terminal program that cannot give you **True** mainframe terminal emulation, you will find **Ultra Term +** indispensable! **Ultra Term +** even has a host mode that allows you to echo characters like full duplex mainframes do! There are also 10 macro keys which will allow you to save passwords, phone numbers, modem programming information, etc. + PLUS + you can save them to disk. Also, like all **Professional** terminal programs you can save your current parameters. This saves you set up time when moving from one system to another. +Plus+ when used with the parallel printer port** you can print what is coming in. And what about documentation? Every feature is explained in detail and indexed for fast look up! There is also a comprehensive help section to aid those unfamiliar with telecommunications. Although this program was designed for the Professional a total novice can use it with ease. Check all the features listed below and then you decide who has the world's smartest terminal!

Baud Rates: 110-4800 (communicate)
600-9600 (printer).
Screen Format: 80 x 25 w/true upper & lower case.
Select half, full duplex or echo.
Select odd, even, mark, space or no parity.

Send all 128 characters from keyboard.
Select 7 or 8 bit words.
Select 1 or 2 stop bits.
Send a true line break.
Select all caps if needed.
Automatic capture of incoming files.
X on/X off capabilities.
Merge text or programs in buffer.
53,000 character buffer (64K).
Send and receive BASIC, FILES and machine code.
10 macro keys.
Four buffer send modes (dump, prompted, manual & time delay).
Buffer size indicators (bytes used & bytes remaining).
Buffer editor w/auto key repeat.
Scroll forward & reverse to view buffer & print viewed screen option.
Selectable printer formats (line feeds, etc.).
Selectable trapping of incoming characters.
Print while receiving data*
Buffer editor has these features:
Move forward and reverse through buffer. Insert, type over, delete lines or characters.
Block deletion or start to end of buffer delete.
Save and load macros.
Save and load parameters.
Use 1-4 disk drive (w/SAVE, LOAD, DIR. & granule display).
Easy to use MENU driven format.
Comprehensive users manual.
Works with ALL Radio Shack™ Disk Systems and all models of color computers.
Still not convinced? How about a 15 day, money back guarantee? If you don't like the package for any reason, we will

refund your money upon return of a like-new package.† Who out there is offering you this kind of deal? And customer support was never better. Simply fill out your registration card and send it back to us and you will be notified when new features, improvements, etc. become available because all registered owners will receive **Free** upgrades for a \$5.00 shipping and handling fee).

As with all good Professional programs, **Ultra Term +** is **all machine code**. This program has been tested by those both familiar and unfamiliar with communications programs. And when you call for some technical support, you **won't** get an answering machine during our business hours (10-5 CST M-Sat.) under normal circumstances. Technical help is usually available all day.

PRICE: Ultra Term + — \$55.95 (Disk)
Word-Pak (80-column board; includes a software driver so you can use your basic programs with no modification in most cases!)... **\$139.95 + \$3.00 S&H**
Y-Cable... **\$29.95** (Required if expansion port not used with disk drives)
Complete Package **Ultra Term +**, **Word-Pak** & **Y Cable** [subtract \$20.00 if not needed] is only **\$210.00**

* **Ultra Term +** supports the 80 column board made by PBJ, Inc. If you already have the board, simply order the program, but those of you who don't can get a good deal.

** Parallel Printer Port from PBJ, Inc.
† Less \$10.00 restocking charge.

DOUBLE SPOOLER

Tired of waiting for your listings? print-outs? etc.? This is THE Spooling Program!! No need to save your programs in ASCII. You can also spool your files and you can spool **ANYTHING** you print on the screen while a program is running! Requires a minimum of 32K **AND** the 64K computer can spool really **LARGE** files!! Plus more!!
PRICE: \$19.95 (Tape) \$21.95 (Disk)

DOUBLE MAILER

At last a powerful, easy to use, mailing list program for a reasonable price. Up to 200 names can be held in memory for you to change, modify, search or print as you like. Plus, you can print out up to 1800 names without touching the keyboard. Save **thousands** of names on each disk. The machine language sort routine will sort 200 names in as little as 6 seconds! Supports single or double wide labels. Three and four line labels can be intermixed without leaving gaps in your listings! All menu driven, and easy to use. Printer support gives 600-9600 **BAUD** selection, and different print sizes if you wish. 16K Extended



Double 80 Plus



Announcing a **BREAK-THROUGH!** Now you can own an 80 column board for \$99.95. And you can choose the software you want to buy instead of being charged for something you don't want. Y-Cable available for use with disk drives. Look at these features and compare:

- TRUE 80 COLUMN OUTPUT**
- BUILT IN SWITCH FOR COCO OR DOUBLE 80 PLUS**
- ADJUSTABLE VIDEO OUTPUT**
- GOLD PLATED EDGE CONNECTOR**
- DRIVERS AVAILABLE FOR BASIC, OS9 and FLEX**
- DISPLAY ALL ASCII CHARACTERS**
- ALTERNATE CHARACTER SETS AVAILABLE**
- METAL CASE** (not cheap plastic)
- ULTRA TERM+ available for this board**
- BACKED BY A 90 DAY PARTS AND LABOR WARRANTY**

PRICES: DOUBLE 80 PLUS (80 column board) \$99.95
Y-CABLE 29.95
BASIC DRIVER 12.95
OS9 DRIVER 12.95
FLEX DRIVER (available soon) 12.95
ULTRA TERM+ (disk only) 55.95

```

0, .5
3300 CIRCLE(120,80),12,8,(8/12),
0, .5
3310 CIRCLE(144,76),12,8,(8/12),
0, .5
3320 CIRCLE(144,80),12,8,(8/12),
0, .5
3330 CIRCLE(168,76),12,8,(8/12),
.5,1
3340 CIRCLE(168,76),12,8,(8/12),
0, .175
3350 CIRCLE(168,80),12,8,(8/12),
.5,1
3360 CIRCLE(88,120),12,8,1,.25,1
3370 CIRCLE(112,120),12,8,1,.5,1
3380 CIRCLE(112,120),12,8,1,0,.2
5
3390 CIRCLE(152,120),12,8,1,.25,
1
3400 CIRCLE(176,120),12,8,1,.5,1
3410 CIRCLE(176,120),12,8,1,0,.2
5
3420 DRAW"BM100,148;N;H20;N;E20"
3430 DRAW"BM164,148;N;H20;N;E20"
3440 PAINT(112,120),8,8:PAINT(17
6,120),8,8
3450 PAINT(200,168),7,8:PAINT(14
4,76),7,8:PAINT(120,76),7,8
3460 RETURN
3470 LINE(50,190)-(220,1),PSET,B
3480 LINE(50,20)-(220,20),PSET
3490 LINE(50,170)-(220,170),PSET
3500 DRAW"BM127,16;" +LV*+LI*+LI*
3510 DRAW"BM90,185;" +LL*+LE*+SP*
3520 DRAWLC*+LH*:DRAW LA*+LR*:DR
AW LI*+LO*+LT*
3530 CIRCLE(124,36),2,8,(4/2),.7
5,1:CIRCLE(124,36),2,8,(4/2),0,.
25
3540 CIRCLE(124,40),8,8,1,.75,1:
CIRCLE(96,44),20,8,(16/20),0,.25
3550 CIRCLE(124,52),12,8,1,.125,
.375:CIRCLE(112,68),8,8,1,.5,1
3560 CIRCLE(124,52),12,8,1,.625,
.75
3570 DRAW "BM104,68;C8;H4;U8"
3580 CIRCLE(132,92),28,8,1,.5,.7
5:CIRCLE(132,92),28,8,(52/28),.7
5,1
3590 DRAW"BM132,92;C8;N;L28;R28"
3600 CIRCLE(132,132),28,8,1,0,1:
CIRCLE(132,132),20,8,1,0,1
3610 CIRCLE(132,132),8,8,1,0,1
3620 DRAW"BM128,128;C8;N;L16;N;U
16;C5;R8;C8;N;U16;N;R16"
3630 DRAW"C5;D8;C8;N;R16;N;D16;C
5;L8;C8;N;L16;D16"
3640 PAINT(132,90),7,8:PAINT(144
,120),8,8:PAINT(120,120),8,8:PAI
NT(120,140),8,8:PAINT(144,140),8
,8:PAINT(200,168),8,8
3650 RETURN
3660 LINE(50,190)-(220,1),PSET,B
3670 LINE(50,20)-(220,20),PSET
3680 LINE(50,170)-(220,170),PSET
3690 DRAW"BM117,16;" +LV*+LI*:DRA
WLI*+LI*
3700 DRAW"BM90,185;" +LL*+LA*+SP*
:DRAWLJ*+LU*:DRAW LS*+LT*:DRAW L
I*+LC*+LE*
3710 CIRCLE(132,36),4,8,1,0,1:DR
AW"BM132,40;C8;G4;D16;L28;D4;R32
;N;H4;R32;U4"
3720 DRAW"L28;N;G4;U16;H4"
3730 LINE(100,64)-(92,88),PSET
3740 LINE(100,64)-(108,88),PSET
3750 LINE(164,64)-(156,88),PSET
3760 LINE(164,64)-(172,88),PSET
3770 CIRCLE(100,88),8,8,1,0,.5
3780 DRAW"BM92,88;C8;R16"
3790 CIRCLE(164,88),8,8,1,0,.5
3800 DRAW"BM156,88;C8;R16"
3810 DRAW"BM76,116;C8;D4;F4;L4;D
32;R4;G4;D4;R8":DRAW"U4;H4;R4;U3
2;L4;E4;U4;L8"
3820 DRAW"BM76,136;L12;D4;H4;L4;
D8;R4;E4;D4;R12"
3830 LINE(212,140)-(84,136),PSET
3840 LINE(212,140)-(84,144),PSET
3850 PAINT(132,44),7,8:PAINT(68,
140),7,8:PAINT(200,168),6,8
3860 PAINT(100,80),6,8:PAINT(164
,80),6,8
3870 PAINT(100,90),8,8:PAINT(164
,90),8,8
3880 RETURN
3890 LINE(50,190)-(220,1),PSET,B
3900 LINE(50,20)-(220,20),PSET
3910 LINE(50,170)-(220,170),PSET
3920 DRAW"BM127,16;" +LI*+LX*
3930 DRAW"BM100,185;" +LL*+SP*
3940 DRAW LE*+LR*:DRAW LM*+LI*:D
RAW LT*+LE*
3950 CIRCLE(176,52),8,8,1,.5,1:C
IRCLE(176,52),12,8,1,.5,1
3960 DRAW"BM188,52;C8;G2;H2"
3970 DRAW"BM167,52;D92;R4;U92"
3980 CIRCLE(92,72),8,8,(12/8),.5
,1
3990 DRAW"BM99,72;L16"
4000 CIRCLE(92,72),12,8,(16/12),
.5,1
4010 DRAW"BM80,72;L8;D52;R4;U4;R
32;D4;R4;U52;L8"
4020 DRAW"BM76,76;D40;R12;N;R8;U
8;R8;D8;R12;U40;L32"

```

```

4030 DRAW"BM92,96;N;E8;N;R8;N;F8
;N;D8;N;G8;N;L8;N;H8;U8"
4040 PAINT(110,114),7,8:PAINT(16
9,140),7,8:PAINT(200,168),6,8:PA
INT(100,70),7,8
4050 PAINT(92,70),6,8
4060 RETURN
4070 LINE(50,190)-(230,1),PSET,B
4080 LINE(50,20)-(230,20),PSET:L
INE(50,170)-(230,170),PSET
4090 DRAW"BM128,16;" +LX$:DRAW"BM
55,185;" +LL$+LA$+SP$
4100 DRAW LR$+LO$:DRAW LU$+LE$+S
P$:DRAW LD$+LE$+SP$
4110 DRAW LF$+LO$:DRAWLR$+LT$:DR
AW LU$+LN$+LE$
4120 CIRCLE(132,60),4,8,1,0,1:CI
RCLE(132,60),8,8,1,0,1:CIRCLE(13
2,60),24,8,1,0,1:CIRCLE(132,60),
32,8,1,0,1
4130 DRAW"BM132,60;C8;N;E18;N;F1
8;N;G18;N;H18"
4140 DRAW"BM130,57;U25;L6;E8;F8;
L6;D25"
4150 CIRCLE(144,104),38,8,(20/38
),0,.25
4160 CIRCLE(184,104),4,8,1,.5,1:
CIRCLE(108,104),80,8,(64/80),0,.
25
4170 CIRCLE(144,132),8,8,1,.5,1:
CIRCLE(142,132),6,8,1,.5,1
4180 CIRCLE(108,132),44,8,(36/44
),0,.25:CIRCLE(108,132),40,8,(32
/40),0,.25
4190 CIRCLE(108,132),28,8,1,0,.2
5:CIRCLE(108,164),4,8,1,.25,.75:
CIRCLE(108,162),4,8,1,.25,.75
4200 CIRCLE(104,116),12,8,1,.5,1
:CIRCLE(104,116),8,8,1,.5,1
4210 DRAW"BM112,116;D12;R4;U12":
DRAW"BM92,116;D12;R4;U12"
4220 CIRCLE(80,144),8,8,1,.5,1:C
IRCLE(80,144),4,8,1,.5,1
4230 DRAW"BM72,144;D8;R4;U8":DRA
W"BM84,144;D8;R4;U8"
4240 PAINT(132,26),8,8:PAINT(132
,30),8,8:PAINT(132,34),8,8
4250 PAINT(132,44),8,8:PAINT(132
,60),8,8:PAINT(116,60),8,8
4260 PAINT(148,60),7,8:PAINT(142
,140),7,8:PAINT(200,168),6,8
4270 RETURN
4280 LINE(50,190)-(220,1),PSET,B
4290 LINE(50,20)-(220,20),PSET:L
INE(50,170)-(220,170),PSET
4300 DRAW"BM126,16;" +LX$+LI$
4310 DRAW"BM100,185;" +LL$+LA$+SP
$

```

```

4320 DRAW LF$+LO$: DRAW LR$+LC$+
LE$
4330 CIRCLE(96,54),16,8,1,0,1:CI
RCLE(168,54),16,8,1,0,1
4340 DRAW"BM156,52;C8;L12;D4;N;R
12;D4;G4;D4"
4350 LINE(140,68)-(148,100),PSET
4360 DRAW"BM144,52;H4;G4;L4;D4;R
8;G4;D4"
4370 DRAW"BM140,48;L4;N;D4;L4;N;
D6;L4;N;D6;L4;D6;N;R8"
4380 DRAW"BM124,56;D4;F4;D4"
4390 DRAW"BM128,116;R4":DRAW"BM1
24,52;L12":DRAW"BM124,56;L12"
4400 DRAW"BM124,56;R16"
4410 DRAW"BM208,92;E12"
4420 CIRCLE(128,92),8,8,(24/8),.
25,.75
4430 CIRCLE(164,100),16,8,1,.5,1
:CIRCLE(200,100),20,8,(12/20),.5
,.875
4440 CIRCLE(156,116),24,8,(8/24
),0,.5:CIRCLE(220,116),40,8,(32/4
0),.25,.5
4450 CIRCLE(164,144),20,8,1,.75,
1:CIRCLE(200,128),16,8,(42/16),.
25,.5
4460 PAINT(96,54),7,8:PAINT(120,
54),7,8:PAINT(128,55),7,8
4470 PAINT(168,54),7,8:PAINT(148
,54),7,8:PAINT(200,54),8,8
4480 RETURN
4490 LINE(50,190)-(220,1),PSET,B
4500 LINE(50,20)-(220,20),PSET:L
INE(50,170)-(220,170),PSET
4510 DRAW"BM121,16;" +LX$+LI$+LI$
4520 DRAW"BM100,185;" +LL$+LE$+SP
$
4530 DRAWLP$+LE$:DRAWLN$+LD$+LU$
4540 DRAW"BM104,36;C8;D12;R60;D1
22;R12;U134;L72"
4550 DRAW"BM120,36;D24;R2;U24;D2
4;R6;U4;L16;D24;N;D16;L4"
4560 DRAW"G4;D20;R16;U16;N;U8;R1
2;U16;L4;D8;L8;U20"
4570 DRAW"BM104,104;L4;D8;L4;G4;
D20;F4;R32;E4;U12;H4"
4580 DRAW"L4;U16;L4"
4590 DRAW"BM124,120;L16;D8;R16;D
4"
4600 DRAW"BM124,120;L24;D12"
4610 DRAW"BM112,120;N;D8;N;U8;R2
;N;U8;N;D8;R4;U8;L18"
4620 CIRCLE(112,148),8,8,1,0,1
4630 DRAW"BM104,148;D12;F4;N;U10
;R4;N;U8;R4;N;U10;E4;U12"
4640 PAINT(116,88),8,8:PAINT(124
,58),8,8

```

```

4650 PAINT(112,148),8,8:PAINT(12
4,84),8,8
4660 PAINT(106,158),7,8:PAINT(11
0,158),7,8:PAINT(114,158),7,8:PA
INT(118,158),7,8
4670 PAINT(200,168),6,8
4680 RETURN
4690 LINE(50,190)-(220,1),PSET,B
4700 LINE(50,20)-(220,20),PSET:L
INE(50,170)-(220,170),PSET
4710 DRAW"BM119,16;" +LX$+LI$:DRA
W LI$+LI$
4720 DRAW"BM105,185;" +LL$+LA$+SP
$
4730 DRAW LM$+LO$:DRAW LR$+LT$
4740 CIRCLE(132,64),28,8,(24/28)
,.375,1:CIRCLE(132,64),28,8,(24/
28),0,.125
4750 CIRCLE(132,80),16,8,1,0,.5
4760 LINE(132,64)-(136,76),PSET
4770 LINE(136,76)-(128,76),PSET:
LINE(128,76)-(132,64),PSET
4780 DRAW"BM128,64;C8;H4;L8;G4;D
4;F4;R8;E4;U4"
4790 DRAW"BM136,64;E4;R8;F4;D4;G
4;L8;H4;U4"
4800 CIRCLE(104,106),4,8,(6/4),0
,1
4810 CIRCLE(160,106),4,8,(6/4),0
,1
4820 CIRCLE(104,142),4,8,(6/4),0
,1
4830 CIRCLE(160,142),4,8,(6/4),0
,1
4840 LINE(104,104)-(160,140),PSE
T
4850 LINE(104,108)-(160,144),PSE
T
4860 LINE(104,140)-(160,104),PSE
T
4870 LINE(104,144)-(160,108),PSE
T
4880 PAINT(120,64),8,8:PAINT(144
,64),8,8:PAINT(200,168),8,8
4890 RETURN
4900 LINE(50,190)-(220,1),PSET,B
4910 LINE(50,20)-(220,20),PSET:L
INE(50,170)-(220,170),PSET
4920 DRAW"BM120,16;" +LX$+LI$:DRA
WLW$
4930 DRAW"BM87,185;" +LT$+LE$:DRA
W LM$+LP$:DRAW LE$+LR$:DRAWLA$+L
N$:DRAWLC$+LE$
4940 CIRCLE(132,28),12,8,(6/12),
0,1:CIRCLE(132,48),12,8,1,0,1
4950 DRAW"BM132,40;C8;N;L8;R8"
4960 CIRCLE(172,56),12,8,1,.625,
1:CIRCLE(172,56),12,8,1,0,.125
4970 CIRCLE(92,56),12,8,1,.325,.
875:CIRCLE(132,96),20,8,(36/20),
.5,1
4980 DRAW"BM100,48;C8;F20;G20;N;
F12;G4;D4;R4;E4"
4990 DRAW"BM164,48;G20;F20;N;G12
;F4;D4;L4;H4"
5000 CIRCLE(84,96),8,8,(32/8),.7
5,1:CIRCLE(84,96),8,8,(32/8),0,.
25
5010 CIRCLE(180,96),8,8,(32/8),.
25,.75:CIRCLE(98,128),14,8,(8/14
),.5,1:CIRCLE(166,128),14,8,(8/1
4),.5,1
5020 DRAW"BM112,96;D48;G8;R56;H8
;U48"
5030 PAINT(132,28),7,8:PAINT(200
,168),7,8
5040 RETURN
5050 LINE(50,190)-(220,1),PSET,B
5060 LINE(50,20)-(220,20),PSET:L
INE(50,170)-(220,170),PSET
5070 DRAW"BM125,16;" +LX$+LV$
5080 DRAW"BM95,185;" +LL$+LE$+SP$
:DRAWLD$+LI$:DRAWLA$+LB$:DRAWLL$
+LE$
5090 CIRCLE(152,36),8,8,1,.875,1
:CIRCLE(152,36),8,8,1,0,.25
5100 CIRCLE(148,40),12,8,1,.875,
1:CIRCLE(148,40),12,8,1,0,.125
5110 CIRCLE(112,36),8,8,1,.25,.6
25:CIRCLE(116,40),12,8,1,.375,.6
25
5120 CIRCLE(132,64),32,8,(24/32)
,.5,1:CIRCLE(132,56),16,8,(8/16)
,0,.5
5130 CIRCLE(116,64),28,8,(40/28)
,.375,.625:CIRCLE(148,64),28,8,(
40/28),.875,1:CIRCLE(148,64),28,
8,(40/28),0,.125
5140 DRAW"BM104,52;C8;H12":DRAW"
BM160,52;E12"
5150 DRAW"BM116,56;G4;D8;F4;R8;E
8;F8;R8;E4;U8;H4"
5160 DRAW"BM96,84;E4;F32;E32;F4"
5170 CIRCLE(132,128),26,8,(36/26
),0,.5:CIRCLE(132,128),22,8,(32/
22),0,.5
5180 DRAW"BM108,120;C8;G8;R16;H8
":DRAW"BM132,120;G8;R16;H8":DRAW
"BM156,120;G8;R16;H8"
5190 DRAW"BM130,128;D42;R4;U42"
5200 PAINT(132,52),8,8:PAINT(108
,126),7,8:PAINT(132,126),7,8:PAI
NT(156,126),7,8:PAINT(110,130),7
,8:PAINT(132,130),7,8:PAINT(154,
130),7,8:PAINT(132,168),7,8
5210 RETURN

```


5220 LINE (50, 190) - (220, 1), PSET, B
 5230 LINE (50, 20) - (220, 20), PSET: L
 INE (50, 170) - (220, 170), PSET
 5240 DRAW "BM120, 16; "+LX\$+LV\$: DRA
 W LI\$
 5250 DRAW "BM55, 185; "+LL\$+LA\$+SP\$
 : DRAW LM\$+LA\$: DRAW LI\$+LS\$: DRAW LO\$
 +LN\$+SP\$: DRAW LD\$+LE\$+SP\$: DRAW LD\$
 +LI\$: DRAW LE\$+LU\$
 5260 CIRCLE (112, 100), 12, 8, 1, .5, 1
 5270 DRAW "BM50, 124; C8; R52; N; U24;
 R24; N; U24; R44; N; R52; U60; L8"
 5280 DRAW "BM160, 64; N; D12; U12; L8;
 N; L16; U8; N; L8": DRAW "BM152, 44; R4;
 U8; L4; N; L4; U8; L8; D8; L8; D8; L16; D1
 6; L12"
 5290 LINE (180, 44) - (184, 56), PSET,
 B: LINE (208, 48) - (200, 60), PSET, B: L
 INE (184, 64) - (176, 80), PSET, B: LINE
 (186, 80) - (188, 92), PSET, B
 5300 LINE (188, 108) - (196, 116), PSE
 T, B
 5310 DRAW "BM184, 100; L8; U8; F8": LI
 NE (144, 64) - (128, 84), PSET, B
 5320 DRAW "BM92, 36; G12; H8; G8; H8; G
 8; D16; F12; E8": DRAW "BM68, 68; F8; G4
 ; F4; E8; F4; G4; F4; E8; F8"
 5330 DRAW "BM104, 88; E8; H4; E8; H16;
 G4; N; G4; H4; E8; H8"
 5340 LINE (88, 64) - (72, 64), PSET, B:
 LINE (144, 84) - (128, 64), PSET, B
 5350 LINE (120, 152) - (208, 132), PSE
 T: LINE (108, 156) - (208, 136), PSET
 5360 LINE (120, 152) - (132, 140), PSE
 T: LINE (108, 156) - (120, 144), PSET
 5370 LINE (132, 140) - (72, 152), PSET
 : LINE (120, 144) - (72, 156), PSET
 5380 DRAW "BM208, 132; D4"
 5390 LINE (72, 148) - (76, 160), PSET:
 DRAW "BM76, 160; L16; E12"
 5400 PAINT (112, 100), 7, 8: PAINT (13
 2, 80), 7, 8: PAINT (200, 168), 8, 8: PAI
 NT (190, 100), 7, 8
 5410 RETURN
 5420 LINE (50, 190) - (220, 1), PSET, B
 5430 LINE (50, 20) - (220, 20), PSET: L
 INE (50, 170) - (220, 170), PSET
 5440 DRAW "BM110, 16; "+LX\$+LV\$: DRA
 W LI\$+LI\$
 5450 DRAW "BM105, 188; "+LL\$+SP\$: DR
 AW LE\$+LT\$: DRAW LO\$+LI\$: DRAW LL\$
 +LE\$
 5460 DRAW "BM132, 36; C8; D48"
 5470 LINE (132, 36) - (160, 124), PSET
 : LINE (132, 36) - (104, 124), PSET
 5480 LINE (180, 68) - (132, 84), PSET:
 LINE (180, 68) - (104, 124), PSET: LINE
 (180, 68) - (84, 68), PSET

5490 LINE (160, 124) - (132, 36), PSET
 : LINE (160, 124) - (132, 84), PSET: LIN
 E (160, 124) - (84, 68), PSET
 5500 LINE (132, 84) - (104, 124), PSET
 : LINE (132, 84) - (84, 68), PSET
 5510 PAINT (200, 168), 7, 8
 5520 RETURN
 5530 LINE (50, 190) - (220, 1), PSET, B
 5540 LINE (50, 20) - (220, 20), PSET: L
 INE (50, 170) - (220, 170), PSET
 5550 DRAW "BM110, 16; "+LX\$+LV\$: DRA
 W LI\$+LI\$+LI\$
 5560 DRAW "BM105, 185; "+LL\$+LA\$+SP\$
 : DRAW LL\$+LU\$: DRAW LN\$+LE\$
 5570 CIRCLE (132, 54), 26, 8, 1, 0, 1: C
 IRCLE (132, 60), 32, 8, 1, 0, 1
 5580 CIRCLE (120, 104), 8, 8, (12/8),
 0, .75: CIRCLE (120, 104), 8, 8, (12/8)
 , .875, 1
 5590 CIRCLE (144, 104), 8, 8, (12/8),
 0, .625: CIRCLE (144, 104), 8, 8, (12/8
), .75, 1
 5600 DRAW "BM120, 104; C8; N; U12; E8"
 5610 DRAW "BM144, 104; N; U12; H8"
 5620 CIRCLE (132, 116), 4: CIRCLE (13
 2, 116), 12, 8, 1, .3, .5: CIRCLE (132, 1
 16), 12, 8, 1, 0, .2
 5630 CIRCLE (132, 116), 16, 8, 1, .31,

FOR GIRLS ONLY!

► An easy-to-use program in **high resolution color** that will attract little girls to computers.

THE DESIGNER: Create original clothes for a high-fashion model, using more than 1,000 style combinations in thousands of color and fabric options, or design your own original fabrics from textures, stripes and plaids in color combinations almost never seen on the Color Computer. The memory "closet" will hold up to 30 different outfits at once, so girls can save their favorites and show them off. Simple to use and an excellent manual is included.

Program requires 32K Extended Color Basic

Disk: \$24.95

Name: _____

Address: _____

City: _____ State: _____ Zip: _____

COGNITIVE DEVELOPMENT CO.
 fun things for the mind

Enclosed is my check for \$24.95

Charge my Visa or Mastercard

Card # _____ Exp. date: _____

Signature: _____

Suite 141A 12345 Lake City Way, NE
 Seattle, WA 98125

```

.56:CIRCLE(132,116),16,8,1,0,.18
:CIRCLE(132,116),16,8,1,.94,1
5640 CIRCLE(132,140),8,8,(24/8),
0,1
5650 CIRCLE(124,152),8,8,1,.125,
.75
5660 CIRCLE(140,152),8,8,1,.75,1
:CIRCLE(140,152),8,8,1,0,.375
5670 PAINT(132,54),7,8:PAINT(120
,108),8,8:PAINT(144,108),8,8:PAI
NT(132,116),8,8:PAINT(120,122),8
,8:PAINT(144,122),8,8:PAINT(132,
140),8,8:PAINT(120,152),8,8:PAIN
T(144,152),8,8
5680 PAINT(200,168),7,8
5690 RETURN
5700 LINE(50,190)-(220,1),PSET,B
5710 LINE(50,20)-(220,20),PSET:L
INE(50,170)-(220,170),PSET
5720 DRAW"BM120,16;" +LX$+LI$+LX$
5730 DRAW"BM95,185;" +LL$+LE$+SP$
5740 DRAW LS$+LO$:DRAW LL$+LE$:D
RAW LI$+LL$
5750 CIRCLE(132,80),40,8,1,0,1:C
IRCLE(132,80),44,8,1,0,1:CIRCLE(
132,80),52,8,1,0,1:CIRCLE(132,80
),64,8,1,0,1:CIRCLE(132,80),80,8
,1,.875,1:CIRCLE(132,80),80,8,1,
0,.625
5760 PAINT(132,80),8,8:PAINT(174
,80),7,8:PAINT(180,80),7,8:PAINT
(188,80),7,8:PAINT(200,80),7,8:P
AINT(216,80),7,8
5770 RETURN
5780 LINE(50,190)-(220,1),PSET,B
5790 LINE(50,20)-(220,20),PSET:L
INE(50,170)-(220,170),PSET
5800 DRAW"BM120,16;" +LX$+LX$:DRA
WLI$
5810 DRAW"BM85,185;" +LL$+LE$+SP$
:DRAW LJ$+LU$:DRAW LG$+LE$:DRAW
LM$+LE$:DRAW LN$+LT$
5820 CIRCLE(120,52),20,8,1,.5,1:
CIRCLE(84,68),28,8,1,.0625,.875:
CIRCLE(156,72),24,8,1,0,.5:CIRCL
E(176,60),20,8,1,.75,1:CIRCLE(17
6,60),20,8,1,0,.25:CIRCLE(168,44
),12,8,1,.5,1
5830 DRAW"BM168,20;C8;G28;F4;E32
"
5840 CIRCLE(104,4),60,8,1,.125,.
25:CIRCLE(182,82),52,8,1,.5,.625
5850 CIRCLE(104,76),24,8,(12/24)
,.75,1:CIRCLE(104,70),2,8,(6/2),
.25,.75:CIRCLE(128,76),24,8,(12/
24),.25,.5:CIRCLE(128,82),2,8,(6
/2),.75,1:CIRCLE(128,82),2,8,(6/
2),0,.25

```

```

5860 DRAW"BM132,128;C8;L32;D4;R5
2;D8;N;R12;L4;D4;R20;U4;L4"
5870 DRAW"BM132,128;R20;U8;L4;U4
;R20;D4;L4;N;L12;D20"
5880 PAINT(200,168),7,8
5890 RETURN
5900 LINE(50,190)-(220,1),PSET,B
5910 LINE(50,20)-(220,20),PSET:L
INE(50,170)-(220,170),PSET
5920 DRAW"BM120,16;" +LX$+LX$:DRA
WLI$
5930 DRAW"BM100,185;" +LL$+LE$+SP
$:DRAW LM$+LO$:DRAW LN$+LD$+LE$
5940 CIRCLE(132,88),48,8,1,0,1
5950 DRAW"BM120,40;C8;D12;R8;E4;
R16;D8;L28;G8;D16;F4;R12;D24"
5960 DRAW"BM128,108;F12;E16;U16;
E8;H16;R4;F12;E12"
5970 PAINT(132,88),6,8:PAINT(100
,88),7,8
5980 RETURN
5990 LINE(50,190)-(220,1),PSET,B
6000 LINE(50,170)-(220,170),PSET
6010 DRAW"BM115,185;" +LL$+LE$+SP
$:DRAW LM$+LA$+LT$
6020 CIRCLE(152,68),28,8,1,.5,1:
CIRCLE(160,68),20,8,1,.5,1:CIRCL
E(152,72),12,8,1,.5,1:CIRCLE(156
,72),8,8,1,.5,1:CIRCLE(112,72),1
2,8,1,.5,1:CIRCLE(108,72),8,8,1,
.5,1
6030 CIRCLE(132,88),24,8,1,.625,
.875:CIRCLE(132,88),20,8,1,0,1
6040 DRAW"BM116,72;C8;D4;R32;U4"
6050 CIRCLE(132,76),16,8,1,.125,
.375:CIRCLE(132,76),16,8,(24/16)
,.1,.42
6060 CIRCLE(116,88),12,8,1,.25,.
75:CIRCLE(148,88),12,8,1,.75,1:C
IRCLE(148,88),12,8,1,0,.25
6070 DRAW"BM116,100;C8;G20;R12;D
12;E12;F12;E12;F12;U12;R12;H20"
6080 PAINT(132,60),8,8:PAINT(152
,60),7,8:PAINT(132,72),8,8:PAINT
(132,95),8,8:PAINT(108,88),7,8:P
AINT(156,88),7,8
6090 PAINT(200,168),6,8
6100 RETURN
6110 PLAY"XA3$;":RETURN
6120 CLS:PRINT@38,"***TAROT CARD
S***":RETURN
6130 PRINT@71,"****READING****":
RETURN
6140 CLS:GOSUB6110
6150 B$="L4;F;L2;E;D;L2.;C;P32;L
4;G;L2;A;L4;P32;A;L2.;8;P32;L4;B
;03;L1.;C"
6160 PLAY"XB$;":END

```

PRO-COLOR-SERIES

©1984 BY DERRINGER SOFTWARE, INC.

NOBODY, BUT NOBODY HAS DONE IT LONGER AND BETTER THAN US!

A fully intergrated series of programs that offers a full range of information tracking capability.

PRO-COLOR-FILE *Enhanced*

\$79.95

This is the main link in the series. With PRO-COLOR-FILE, you can design a full featured database that is custom tailored to your needs. Its ability to allow the user to custom define formats is unmatched by anything else on the market. A full range of features for information handling is available for any application you might have:

- * 60 Data Fields for storing data
- * 1020 bytes capacity per record
- * Variable record length capability
- * Multi-drive drive ability
- * Allows maximum system storage
- * 4 Custom designed screen formats
- * 28 Equation lines (+ - * /)
- * 8 Custom designed report formats
- * Send reports to printer or screen
- * Summarize file by groups of records
- * Column totals and averages
- * Posting routine performs file wide calculations and updates fields
- * 6 Custom designed mailing label formats
- * Custom designed menus for selection of reports and label formats
- * Selectable password protection for data entry screens and reports
- * Sort any size file
- * 3 level sort capability
- * Select options for sorting or reporting sub-sets of a file
- * Duplicate records and fields
- * Cursor controlled text editing
- * Fast record selection via indexing
- * Global file searching

As a database is created, all of the formats are stored in a file which means you won't have to enter it each time you want to print a report or label. Once your database is up and running, you can install a limited menu that will lead even the most timid user through the program. Since menu selection of report formats are custom made, you'll know exactly which format does what.

PRO-COLOR-FILE is also supported by a NATIONAL USERS' group. Their quarterly newsletter is packed with ideas for using PRO-COLOR-FILE to its fullest. A listing of database programs that have already been created is also provided for comparing notes with other users. Useful database information such as magazine articles are available on a data disk for use on your own system.

Think about it, how can a program exist for over a year and a half, be sold in every state and overseas, and have the support of a national users' group? Simple, it's that good!

PRO-COLOR-FORMS**

\$39.95

This is the second link in the series. PRO-COLOR-FORMS offers the ability to merge data files with text files. Just imagine being able to place the data you enter with PRO-COLOR-FILE anywhere on a sheet of paper, either by itself or within an external source of text, then you'll have the picture. This means you could write a general letter to a list of people but have each one custom printed with their name and address. You can pre-enter checks into a data base and then have the checks printed on form-feed checks. You might even use form-feed statements for sending out to customers at the end of each month. All of the parameters can be modified to indicate just what size "page" you need for any application:

- * 6 Menu Selectable formats
- * Page width from 40 to 133 characters
- * Lines per page from 7 to 66
- * Supports printer control codes
- * Converts any ASCII file for use
- * Prints multiple copies
- * Interfaces with PRO-COLOR-FILE
- * Password protection

If you need to generate forms from your data files then chances are you can do just that with PRO-COLOR-FORMS. Form letters, billing statements, index cards, or even post cards can be used easily.

PRO-COLOR-DIR**

\$24.95

The latest addition to the series is a utility for organizing disk directories into one nice listing. PRO-COLOR-DIR reads the directory of a diskette and then stores valuable information about each program into a master data file. This data file can then be accessed by PRO-COLOR-FILE for sorting, searching and reporting. PRO-COLOR-DIR will create a record for each filename on a diskette and store the following information about each one:

- * Diskette ID name
- * Date diskette was created
- * Last date diskette was updated
- * Filename and extension
- * File type (BASIC, ML, Text, Data)
- * Number of Grans allocated
- * Number of sectors allocated and used
- * Machine Language program addresses

PRO-COLOR-DIR allows for hardcopies of a single diskette's files and has a versatile label printing routine. A global replace function can re-store a diskette's files with deleted files being removed or new ones appended automatically.

****PRO-COLOR-FORMS & PRO-COLOR-DIR Require PRO-COLOR-FILE to be used****
Requires 32K Disk Basic

**Give your Color Computer
a Masters Degree in Business.**

see us at  RAINBOWfest
PRINCETON

	SALE	
PRO-COLOR-FILE *Enhanced*	\$79.95	Checks
PRO-COLOR-FORMS	\$39.95	Money Order
PRO-COLOR-DIR	\$24.95	Visa
ALL THREE PROGRAMS	\$124.95 (Best Value)	Master Card
		COD
		Add \$3.00 for Shipping & Handling
		Over seas add \$15.00

Derringer Software Inc., P.O. Box 5300, Florence, S.C. 29502 — (803) 665-5676 9 a.m. - 5 p.m.

Note: All of our programs have registration cards - If you've purchased one from another dealer, then you should be registered with us. If not, send your name, program ID# and where the program was purchased. We want to keep you informed about changes.

Lo-Res Graphics For The 'ASCII-ing'

Hi-Res graphics are all the rage. And CoCo is certainly no slouch in that area. But let's not forget that Lo-Res graphics are very useful, too. In fact, there are some very distinct advantages to using them for certain applications. Particularly useful are the Lo-Res ASCII block graphics characters. The what?

For instance, try this. *POKE 1234, 255*. That orange rectangle that has magically appeared on your screen is ASCII graphics character 255 (ASCII Code 255). Since it has appeared on your text screen which resides from 1024 to 1535 (decimal), then obviously here is one kind of graphics that can be mixed with text. And since it uses ASCII Codes, it can be "massaged" in a program arithmetically.

ASCII (American Standard Code for Information Interchange) Codes are an industry attempt to put some standardization into data recognition between different computers and among data

(Jim Schmidt is a senior system analyst by profession. He specializes in financial/business systems development. In his spare time, he writes articles and programs for publication using CoCo.)

handling peripherals, like printers. Between ASCII Code 32 and 127 things are pretty much standard. Below 32 and above 127, all bets are off. Our little gem, the CoCo, uses the codes above 127 (128-255) to afford us with a plethora of colorful little graphics block characters. These "characters" have no direct keyboard access as do the letters and numerals. We can *POKE* them or *PRINT* them to the screen as with any other character using their ASCII Code in a *POKE* or by using *CHR\$* in a *PRINT*. We can use the ASCII Codes in arithmetic expressions to derive other ASCII Codes. Because the ASCII Code is numeric, we can randomize it and display the result (as I did in the title screen in the program that accompanies this article).

"OK," you ask, "what do these guys buy me?" I'm glad you asked! Here are a few of the uses I've put them to:

- 1) Title and trailer screens
- 2) Game play boards
- 3) Maps for games/Adventures
- 4) Borders around text screens
- 5) Emphasis or eye-catchers
- 6) Graphs or charts

Since block graphics are so easy to use, I (being devoutly lazy) use them.

By Jim Schmidt

However, a text screen full of block graphics is, in reality, a matrix of 32 characters by 16 lines. Trying to figure out where to *POKE* what character in a full screen can be a bit much. I decided to let CoCo help me design and create these screens. I wanted a program that would:

- 1) Create screens a line (32 characters) at a time
- 2) Create each line a byte at a time
- 3) Create each line a group of bytes at a time or a line of all one byte
- 4) Copy the previous line with one keystroke
- 5) Copy any previously created line
- 6) Modify any previously created line(s)
- 7) Display the screen at any point in its creation
- 8) Save finished screens to tape or disk for later load/modification
- 9) Generate a screen and driver program and save to tape or disk
- 10) View the ASCII blocks to aid in selecting appropriate blocks for the screen construction

I like to rough out a screen first by sketching it on a grid of 32 x 16 squares. I hate drawing grids, so if you have a printer, then Listing 1 is a grid drawing program that should work with any printer at 10 characters per inch.

The Screen Generator — How To Use It

The following refers to Listing 2, the Block Graphics Generator (BGG). After you have roughed out your screen on a grid or otherwise, the next step is to select the graphics characters for each line. You can then note them on the grid, although you will have to write small. From the menu, select *HELP*. You will then be prompted to enter a number from one to 255. This is then the number of the ASCII character from which the display will begin showing you what the various ASCII characters look like. The display will continue until it reaches character number 255 or you press 'Q' for quit. 'P' will pause the display, 'R' will resume after a pause. A single graphic character will be shown next to the ASCII Code for that character and a line of the characters will display to give you some perspective. All 255 ASCII characters can be displayed, but the color characters begin at 128.

At this point you should know what you want to create and the ASCII values that go into each line to make up your screen. It is now a matter of using the BGG to actually create the screen line by line.

The Functions

- (A)LL — Creates a line of 32 (ALL) of the same code
- (B)YTE/BYTE — Creates a line one

byte at a time keeping you informed where you are in the line (used for detailed areas)

(G)ROUP/GROUP — Creates a line in 'hunks' of the same code and tracks your progress

(R)EPEAT — Copies the immediately previous line

(C)OPY — Copies the requested previously created line (by line number)

(M)ODIFY — Lets you change any existing line

(D)ISPLAY — Lets you see how your screen looks at any point in its creation

(S)AVE — Actually save or load, lets you store a completed screen for later retrieval/modification. Build a library of screens for later customization.

(P)ROGRAM — Will generate a driver program for your completed screen and save the program with your screen in Data statements. This program is saved in ASCII format just as if you had done so with the .A option of SAVE and CSAVE. LOAD or CLOAD and run normally. The line numbers generated are very high so that this program can be appended or merged behind your program within which you wish

to use this screen. Two versions are available, with or without "visibility" as the screen is drawn. Here is an area where the more astute of you might wish to make some changes to my program. For instance, you might prefer to have your screen loaded into string variables and PRINT them. This is the fastest way to display your screen, but you will have to fight the text scroll routine to do it. (Hint: Print the first 15 lines and POKE the 16th. Be sure to use a ";" at the end of the PRINTed lines.)
(H)ELP — This will display the characters and their ASCII Codes.

Some Final Notes

Let your imagination go. Put color and style in your programs. Be user-friendly to your favorite user — you.

After you have saved your completed screen with or without driver logic, you will be given the option of clearing memory or not. You may want several versions of the same basic screen saved. And by replaying 'N' to the above prompt, you can continue to modify and save the same screen as often as you wish. Actually, the BGG is one big loop. It never ends until you hit BREAK or Reset. But, if you respond 'Y' to the prompt, you begin again at the menu

with cleared memory (the computer's, not yours).

Attention 16K/tape users: Because of the large string space requirement, to make BGG fit in 16K, delete Lines 100-760, 1000, and 30000-30800. Also, you must PCLEAR1. I'm afraid that 16K and disk won't fly because of the disk buffers. Maybe one of you can chop it down enough to run on 16K disk, but I frankly haven't had much luck doing so.

I am greatly interested in seeing any screens of unusual interest or usage that you may create. I'd appreciate hearing from you and seeing such screens. Also, like all programs, BGG is never finished. Let me hear from you if you enhance BGG in some nifty way.

A word on using these screens in your programs. Please don't think that the screens created by BGG can only be static. There are several ways of "updating" a screen dynamically while your program is running. POKE and/or PRINT to it. Use several screens in data statements and bounce around among them. Animation it is not. Eye-appeal enhancer, interest raiser it can be. Perhaps more on these techniques in a later RAINBOW.

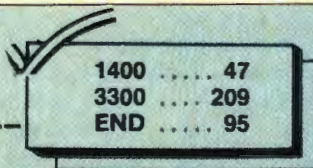
Have fun!

Listing 1:

```

100 '--LISTING ONE--
200 '
300 CLS:PRINT@100,"      M A T R
   I X":PRINT
400 PRINT"      COPYRIGHT (C)
   1983":PRINT
500 PRINT"      J. J. SCHMID
   T":PRINT
600 PRINT"      ALL RIGHTS RESE
   RVED"
700 FORX=1TO900:NEXT:CLS
800 CLS:PRINT@40,"MATRIX PRINT":
   PRINT
900 PRINT"THIS PROGRAM REQUIRES:
   "
1000 PRINT"      6 LINES PER INC
   H"
1100 PRINT"      10 CHARACTERS P
   ER INCH"
1200 PRINT"      PRINT HEAD POSI
   TIONED JUST";
1300 PRINT"      UNDER PERFORATI
   ON"
1400 PRINT"      9 1/2 X 11 INCH
   PAPER"

```



```

1500 PRINT"      (INCLUDING TEAR
   STRIPS)
1600 PRINT"      no VERTICAL TAB
   S SET"
1700 PRINT:PRINT"      <ENTER> W
   HEN READY"
1800 LINEINPUT@#
1900 A=#
2000 FORZ=1TO33
2100 ST#=ST#+": "
2200 NEXTZ
2300 FORX=1TO8
2400 PRINT#-2,""
2500 NEXT
2600 PRINT#-2,"      GRA
   PHICS SCREEN GENERATOR DESIGN MA
   TRIX":PRINT#-2,"":PRINT#-2,""
2700 PRINT#-2,"POSITION-----
   =>1 1 1 1 1 1 1 1 1 2 2 2 2 2
   2 2 2 2 2 3 3 3"
2800 PRINT#-2," 1 2 3 4 5 6 7 8
   9 0 1 2 3 4 5 6 7 8 9 0 1 2 3 4
   5 6 7 8 9 0 1 2      LINE NO."
2900 PRINT#-2,""
3000 FORY=1TO16
3100 A=A+1
3200 PRINT#-2,STRING*(65,"-")
3300 PRINT#-2,ST#;:PRINT#-2," <

```

```

=== ";A
3400 NEXT
3500 A=0
3600 PRINT#-2,STRING$(65,"-")
3700 PRINT#-2,""
3800 FORX=1TO18
3900 PRINT#-2,""
4000 NEXT
4100 CLS:PRINT@204,"AGAIN???"
4200 R$=INKEY$:IFR$=""THEN4200
4300 CLS
4400 ILEFT$(R$,1)="Y"THENRUNELS
EEND

```

2000	148	15510	85
4300	20	16900	...	206
6000	5	18700	...	203
7900	108	19800	...	215
9900	229	30000	...	209
11900	58	END	131
13700	...	236			

```

2600 IF A$="A" OR A$="B" OR A$="
"C" OR A$="G" OR A$="H" OR A$="S
" OR A$="D" OR A$="M" OR A$="R"
OR A$="P" THEN SOUND169,1:SOUND1
69,1
2700 IF L<17 THEN IF A$="B" THEN
3800
2800 IF L<17 THEN IF A$="R" THEN
5900
2900 IF L<17 THEN IF A$="A" THEN
6400
3000 IF L<17 THEN IF A$="C" THEN
8500
3100 IF A$="D" THEN 7400
3200 IF A$="M" THEN 12900
3300 IF A$="S" THEN 15450
3400 IF L<17 THEN IF A$="G" THEN
10900
3500 IF L=17 THEN IF A$="P" THEN
17200
3600 IF A$="H" THEN 9700
3700 GOTO2500
3800 P=1:CLS
3900 CLS:PRINT@1,"":PRINT"LINE="
;L;"COLUMN=";P
4000 PRINT:PRINTL$(L):PRINT
4300 PRINT"ENTER ASCII VALUE WA
NTED OR <ENTER> TO REPEAT LAS
T ONE."
4400 PRINT
4500 INPUT"CHARACTER ASCII VALUE
";CH$
4600 SOUND222,1:IF P=32 THEN SOU
ND222,3
4700 IF CH$="" THEN 5100
4800 IF LEN(CH$)<3 THEN CH$=STR
ING$(3-LEN(CH$),"0")+CH$
4900 NN=VAL(CH$)
5000 IF NN<1 OR NN>255 THEN PRI
NT"INVALID ENTRY":SOUND7,7:FORH=
1TO300:NEXT:GOTO3900
5100 IF CH$="" AND LEFT$(L$(L),3
)=" THEN PRINT@490,"NO ENTRY YE
T":SOUND7,7:FORH=1TO400:NEXT:GOT
O3900
5200 IF CH$="" THEN CH$=SA$:GOTO
5400
5300 SA$=CH$
5400 L$(L)=L$(L)+CH$
5500 IF P=32 AND BR$="Y" THEN BR
$="":L=SL:GOTO1700
5600 IF P=32 THEN 1700
5700 P=P+1
5800 GOTO3900
5900 L$(L)=L$(L-1)
6000 IF L$(1)="" THEN PRINT@359,
"NO VALID LINE YET":SOUND7,7:FOR
H=1TO300:NEXT:CLS:GOTO1800

```

Listing 2:

```

100 *--LISTING TWO---
200 *--BLOCK GRAPHICS--
300 *--SCREEN BUILDER--
400 *
500 *--A UTILITY PROGRAM--
600 *
700 *--BY JIM SCHMIDT
710 * 196A ARLENE CT.
720 * WHEELING, IL.
730 * 60090
733 *
740 *--COPYRIGHT (C) 1983--
750 *--ALL RIGHTS RESERVED--
760 *
1000 CLEAR4200
1050 CLS0:GOSUB300000
1500 DIML$(16):DIMP$(32)
1600 CLS:L=1:GOTO1800
1700 L=L+1:CLS:IFL=17 THEN 7400
1800 PRINT@5,"":PRINT@33,"aLL (A
SCII #)":PRINT@48,"bYTE/BYTE"
1900 PRINT@97,"gROUP/GROUP":PRIN
T@112,"rEPEAT LAST LINE"
2000 PRINT@161,"cOPY A LINE":PRI
NTE@176,"mODIFY A LINE"
2100 PRINT@225,"dISPLAY":PRINT@2
40,"sAVE/LOAD SCREEN"
2200 PRINT@289,"pROGRAM SAVE":PR
INTE@304,"hELP (ASCII)"
2300 PRINT@359,"ENTER YOUR CHOIC
E"
2400 IF L<17 THENPRINT@424,"NEXT
LINE IS ";L
2500 A$=INKEY$:IF A$="" THEN 250
0

```

```

6100 PRINT@359," LINE REPEATED
      ":SOUND222,1
6200 FORH=1TO400:NEXT
6300 GOTO 1700
6400 CLS:PRINT@128,"":INPUT"ENTE
R ASCII CODE FOR ENTIRE LINE";CH
$
6500 IF LEN(CH$)<3 THEN CH$=STRI
NG$(3-LEN(CH$),"0")+CH$
6600 IF LEN(CH$)>3 THEN PRINT"
      TOO LONG":SOUND7,7:FOR H=1TO40
0:NEXT:GOTO 6400
6700 IF VAL(CH$)>255 OR VAL(CH$)
<1 THEN PRINT"      INVALID ENTRY
":SOUND7,7:FORH=1TO400:NEXT:GOTO
6400
6800 FOR TY=1 TO 32
6900 L$(L)=L$(L)+CH$
7000 NEXT
7100 PRINT"      LINE BUILT":SO
UND222,6
7200 FORH=1TO400:NEXT
7300 GOTO1700
7400 CLS:PS=1:L=1:BB=1024:EB=105
5
7500 FOROL=1TO16:FORIL=BB TO EB:
IFL$(L)="" THEN 9600:BY$=MID$(L$
(L),PS,3):POKEIL,VAL(BY$):PS=PS+
3:NEXT:EB=EB+32:BB=BB+32:PS=1:L=
L+1:NEXT
7600 FORIL=BB TO EB
7700 IFL$(L)="" THEN 9600
7800 BY$=MID$(L$(L),PS,3)
7900 POKEIL,VAL(BY$)
8000 PS=PS+3:NEXT
8200 EB=EB+32:BB=BB+32:PS=1:L=L+
1:NEXT
8400 NM$="Y":FORH=1TO2500:NEXT:P
RINT@224," THE SCREEN IS READY
TO SAVE":FOR H=1TO50:SOUND222,1
:NEXT:CLS:GOTO1800
8500 CLS:PRINT:PRINT:PRINT"
      NEXT LINE IS ";L
8600 PRINT
8700 IF L=1 THEN PRINT"      N
O LINES EXIST YET":SOUND7,7:FORH
=1TO400:NEXT:CLS:GOTO1800
8800 INPUT"LINE # OF LINE TO BE
COPIED";LN
8900 PRINT
9000 IF LN=>L OR LN>16 THEN PRI
NT" THAT LINE DOES NOT EXIST":SO
UND7,7:FORH=1TO400:NEXT:CLS:GOTO
1800
9100 L$(L)=L$(LN)
9300 PRINT:PRINT"      LINE CO
PIED":SOUND222,6
9400 FORH=1TO400:NEXT
9500 GOTO1700
9600 FORH=1TO2500:NEXT:CLS:GOTO1
800
9700 CLS:PRINT:PRINT"ENTER 0 TO
RETURN TO MENU"
9900 INPUT"START AT NNN";ST
9950 IFST=0 THENCLS:GOTO1800
10000 IFST >255 THEN PRINT"255 M
AXIMUM":SOUND7,7:FORDE=1TO400:NE
XT:CLS:GOTO9700
10050 CLS
10100 FOR H=ST TO 255
10300 PRINT@264,"PRESS Q TO QUIT
"
10302 PRINT@101,"PRESS P TO PAUS
E DISPLAY"
10303 PRINT@133,"PRESS R TO RESU
ME"
10320 Q$=INKEY$
10500 IFQ$="Q" THEN CLS:SOUND222
,6:GOTO1800
10510 IFQ$="P"THENGOSUB 40000
10520 PRINT@200,"ASCII ";ST;"= "
;:POKE1235,H
10530 FORLL=1344TO1375:POKELL,H:
NEXT
10600 FOR HH=1TO1000:NEXT
10700 ST=ST+1
10800 NEXT:CLS:GOTO1800
10900 P=1
11000 CLS:PRINT:PRINT:PRINTL$(L)
11200 PRINT"BUILDING LINE NO ";L
:PRINT
11300 PRINT"NEXT COLUMN IS ";P:P
RINT
11400 PRINT"POSITIONS REMAINING=
";(32-P)+1
11500 PRINT
11600 INPUT"ASCII #";CH$:SOUND22
2,1:IF P=32 THEN SOUND222,1
11700 PRINT
11800 IFCH$=""THEN 11000
11900 IF LEN(CH$)<3 THENCH$=STRI
NG$(3-LEN(CH$),"0")+CH$
12000 NN=VAL(CH$)
12100 IFNN<1 OR NN>255 THENPRINT
"INVALID ENTRY":SOUND7,7:FORH=1T
O400:NEXT:GOTO11000
12200 INPUT"HOW MANY";HM
12250 SOUND222,1
12300 IF HM> (32-P)+1 THEN PRINT
"TOO MANY":SOUND7,7:FORH=1TO400:
NEXT:GOTO12200
12400 FORLO=1TOHM:L$(L)=L$(L)+CH
$:P=P+1:NEXT
12800 IF P=33 THEN 1700 ELSE 110
00
12900 CLS:PRINT:PRINT:P=1

```



```

13000 INPUT"NUMBER OF LINE TO MO
DIFY";NL
13100 IF NL=0 OR NL>16 THEN CLS:
GOTO1800
13150 IF L$(NL)="" THEN PRINT@13
0,"NO SUCH LINE EXISTS":SOUND7,7
:FORH=1TO400:NEXT:CLS:GOTO1800
13200 PRINT
13300 PRINT"rEVIEW OR dELETE AND
DO OVER?"
13400 RD$=INKEY$:IF RD$="" THEN
13400 ELSE SOUND222,6
13500 IF RD$<>"R" AND RD$<>"D" T
HEN 13400
13600 IF RD$="D" THEN SL=L-1:L=N
L:BR$="Y":L$(L)="":GOTO3800
13700 SL=L:ML$=L$(NL)
13800 FOR LO=1 TO 96 STEP 3
13900 OB$=MID$(L$(NL),LO,3)
14000 CLS:PRINT
14100 PRINT"COLUMN NUMBER=" ;P
14200 PRINT"ENTER Q TO QUIT CHAN
GES"
14300 PRINT"THIS BYTE IS NOW =";
OB$
14400 INPUT"<ENTER> IF OK OR ENT
ER NEW VALUE";NB$
14500 SOUND222,6
14600 IF NB$="" THEN P=P+1:GOTO
15300
14700 IF NB$="Q" THEN 15400
14800 IF LEN(NB$)<3 THEN NB$=STR
ING$(3-LEN(NB$),"0")+NB$
14900 NN=VAL(NB$)
15000 IF NN<1 OR NN>255 THEN PRI
NT"INVALID ENTRY":SOUND7,7:FORH=
1TO400:NEXT:GOTO13800
15100 MID$(ML$,LO,3)=NB$
15200 P=P+1
15300 NEXT
15400 L$(NL)=ML$:L=SL:CLS:GOTO18
00
15450 CLS:PRINT:PRINT:PRINT"
DISK OR tAPE?":PRINT:PRINT
15460 QU$=INKEY$:IFQU$=""THEN154
60
15470 IFQU$<>"D" AND QU$<>"T"THE
N15450
15480 IFQU$="D"THENDV=1ELSEDV=-1
15500 PRINT:PRINT" READY
YOUR DRIVE":PRINT
15510 FORDE=1TO1000:NEXT
15600 CLS:PRINT@137,"sAVE OR 10A
D??"
15700 SL$=INKEY$:IF SL$="" THEN
15700
15800 SOUND222,2:IF SL$<>"S" AND
SL$<>"L" THEN 15600

```

```

15848 PRINT
15850 IF SL$="S" AND L<>17 THENP
RINT"NOT A COMPLETE SCREEN":SOUN
D7,7:FORH=1TO400:NEXT:CLS:GOTO18
00
15900 IF SL$="S" THEN SL$="0" EL
SE SL$="I"
16000 PRINT:INPUT"FILENAME";FI$
16100 FI$=LEFT$(FI$,8)
16200 PRINT@294," OPENING FILE"
16300 OPEN SL$,#DV,FI$
16400 PRINT@293," <ANY KEY TO BE
GIN>"
16500 Q$=INKEY$:IF Q$="" THEN 16
500 ELSE SOUND 222,2
16600 FORL=1TO16
16700 IF SL$="I" THEN INPUT #DV,
L$(L):PRINT@294," READING "
:FOR RT=1TO100:NEXT
16800 IF SL$="0" THEN PRINT#DV,L
$(L):PRINT@294," WRITING ":FO
RWT=1TO100:NEXT
16900 PRINT@296," "
17000 NEXT
17100 CLOSE#DV
17105 IF SL$="I" THEN17140
17110 PRINT"WANT STORAGE CLEARED
<Y/N>?"
17120 Q$=INKEY$:IFQ$=""THEN 1712
0
17130 IFQ$="Y" THEN RUN
17140 L=17:CLS:GOTO1800
17200 IF ND$="" THEN DIM DA$(32)
17210 ND$="Y"
17300 CLS:PRINT@200,"hIDDEN OR v
ISIBLE?"
17310 OP$=INKEY$:IFOP$=""THEN173
10
17320 IFOP$<>"H"ANDOP$<>"V"THEN1
7310
17330 CLS:PRINT@200,"PLEASE WAIT
..."
17400 NP=1:D=1:L=1
17500 FORHH=63000 TO 63015
17600 FORH=1TO32
17700 NB$=MID$(L$(L),NP,3)
17800 IF SW$="Y" THEN 18200
17900 FU$=STR$(HH)
18000 UF$=RIGHT$(FU$,5)
18100 DA$(D)=UF$+" DATA":SW$="Y"
18200 IF H<32 THENDA$(D)=DA$(D)+
NB$+CHR$(44) ELSE DA$(D)=DA$(D)+
NB$
18300 NP=NP+3
18400 NEXT
18500 NP=1:L=L+1:D=D+1:SW$="N"
18600 NEXT
18650 IFOP$="H"THENI1$="63016 PC

```

```

LS:SCREEN1"ELSEI1$=""
18700 I2$="63017 BB=1024:EB=1055
"
18800 I3$="63018 FOR OL=1T016"
18900 I4$="63019 FOR IL=BB TO EB
"
19000 I5$="63020 READ BY$"
19100 I6$="63021 POKEIL,VAL(BY$)
"
19300 I7$="63023 NEXT"
19400 I8$="63024 EB=EB+32:BB=BB+
32"
19500 I9$="63025 NEXT"
19550 IFOP$="H"THENIA$="63026 SC
REEN0"ELSEIA$=""
19575 IB$="63027 FORTI=1T03000:N
EXT"
19580 SOUND234,1:FORDE=1T050:NEX
T:SOUND234,1
19600 CLS:PRINT@72,"SUBROUTINE C
REATE":PRINT:PRINT
19610 PRINT"          TAPE OR DIS
K ?":PRINT:PRINT
19620 QU$=INKEY$:IFQU$=""THEN196
20
19630 IFQU$<>"T"ANDQU$<>"D"THEN1
9600

```

```

19640 IFQU$="T"THENDV=-1ELSEDV=1
19700 INPUT"FILENAME";FI$
19800 IF QU$="T"THENPRINT@233,"R
EADY RECORDER"ELSEPRINT@233,"REA
DY DISK DRIVE"
19900 PRINT@294,"<ANY KEY WHEN R
EADY>"
20000 Q$=INKEY$:IF Q$="" THEN 20
000
20100 OPEN"O",#DV,FI$
20200 FORH=1T016
20300 PRINT#DV,DA$(H)
20400 IF QU$="T"THENPRINT@294,"
WRITING TAPE ":FORWT=1T010
0:NEXT
20410 IFQU$="D"THENPRINT@294,"
WRITING DISK ":FORWT=1T0100
:NEXT
20500 PRINT@294,"
"
20550 FORWT=1T0100:NEXT
20600 IFQU$="T"THENPRINT@294,"
WRITING TAPE "ELSEPRINT@294
," WRITING DISK "
20700 NEXT
20800 PRINT#DV,I1$:PRINT#DV,I2$:
PRINT#DV,I3$:PRINT#DV,I4$:PRINT#
DV,I5$:PRINT#DV,I6$:PRINT#DV,I7$
:PRINT#DV,I8$:PRINT#DV,I9$:PRINT
#DV,IA$:PRINT#DV,IB$
20810 CLOSE#DV
20820 PRINT"WANT STORAGE CLEARED
<Y/N>?"
20822 Q$=INKEY$:IF Q$="" THEN 20
822 ELSE SOUND222,1
20824 IFQ$="Y" THEN RUN
20900 CLS:GOTO1800
30000 FOR KK=1024T01535
30100 VV=RND(125)
30200 POKE KK,VV+130
30300 NEXT
30400 FORDE=1T01500:NEXT
30600 SOUND169,2:SOUND169,1
30710 SOUND169,1:PRINT@64," BL
OCK"
30720 SOUND169,1:PRINT@160," ":P
RINT@171,"GRAPHICS"
30730 SOUND169,2:PRINT@256," ":P
RINT@276,"GENERATOR"
30740 SOUND 169,1:PRINT@352," ":
PRINT@358,"BY - JIM SCHMIDT"
30750 PRINT@448," COPYRIGH
T (C) 1983 "
30795 FORDE=1T01500:NEXT
30798 CLS
30800 RETURN
40000 QQ$=INKEY$:IFQQ$="R"THENRE
TURNELSE40000

```

CHEAPEST PRICES ON COLOR COMPUTERS

16K Std.....	109.95
16K Ext. Basic.....	149.95
64K Ext. Basic.....	199.95
Special 2 Joysticks and a Bustout game Reg. 49.90.....	18.95

Over 125 Color Computer Programs
in Stock



The System 100 from Tandy

THE COMPUTER CENTER

5512 Poplar, Memphis, TN 38119

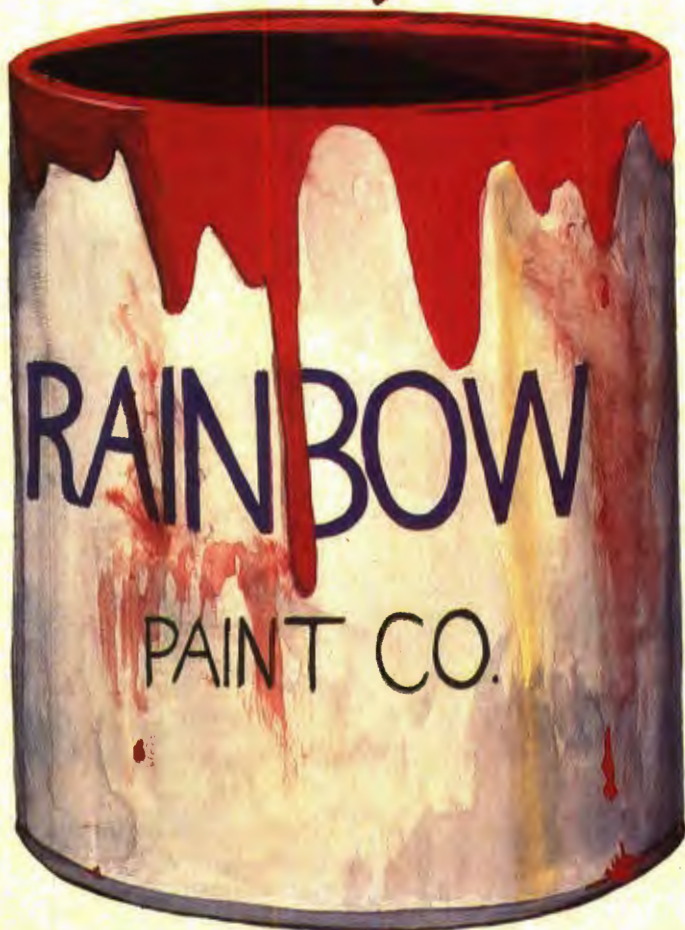
901-761-4565

CALL OR WRITE FOR FREE CATALOG
ADD \$4.75 FOR SHIPPING AND HANDLING



The Art of Joystick Painting

By Brian Preble



Sketch is a color graphics editor for a 32K Color Computer with Extended BASIC and at least one joystick. It works in *PMODEs* 3 and 4.

Sketch contains all the normal commands used in most graphics editors such as *CIRCLE*, *LINE*, *BOX*, *DRAW*, *PAINT*, etc. It also has a feature that sets it apart from all other BASIC graphics editors I've seen. In most editors, if you choose a command you don't like, you must painstakingly erase the results and then redraw anything that was destroyed.

With *Sketch*, if you don't like something, press 'X' and the screen is restored to its original display. If you decide you like it, press the space bar and the screen will be updated. You *must* press the space bar to save a command! If you don't, the screen will be restored if you move the joystick or change modes.

**SEND
FOR FREE
CATALOG**



**Dealer
inquiries
invited**

ABC'S IN COLOR

In the ABC program, all 26 letters spring up in color to the familiar ABC tune. Then, colorful detailed pictures depicting each individual letter of the alphabet appear one by one. Your child's fascination will mount as he or she correctly presses the letter on the keyboard and is rewarded with a musical tune before the next detailed picture is drawn line by line onto the screen: AIRPLANE for A, BUS for B, CLOWN for C and so on to ZEBRA for Z. Truly a must program for the preschool to first grade age group!



CoCo 16k ECB Tape: \$19.95 Disk: \$25.95

SPELL BOMBER

As captain of your ship, you must destroy the enemy bomber by spelling the mystery word. In this exciting and educational game the bomber gets closer with each inaccurate letter. You have only EIGHT tries to guess the mystery word or your ship will be bombed! If you guess the word correctly, GENERAL QUARTERS will sound and your ship will fire a missile to destroy the bomber, Three levels are available: EASY, MEDIUM, and HARD. Challenging for all ages!

Atari16K Tape: \$18.95
CoCo 16k ECB Tape: \$18.95 Disk: \$22.95
Vic 20 13k Tape: \$18.95

SPELLING BEE

The word is pronounced vocally and it is up to you to type in the correct spelling. If wrong, the computer will be your friend and flash the word on the screen for just an instant. OK! Try typing the word in again. STILL WRONG! The computer wants success and allows you to see the word again this time a little longer. If you just can't spell the word, the computer realizes you need to learn to spell the word and leaves the word on the screen for you to copy. Try your best and the computer has a surprise for your reward!

SPELLING BEE I ... GRADE 1 & 2 SPELLING BEE III ... GRADE 5 & 6
SPELLING BEE II ... GRADE 3 & 4 SPELLING BEE IV ... GRADE 7 & 8
CoCo 16k ECB TAPE: \$16.95 Each

CRISS-CROSS MATH

As the program begins, your child is presented with a nine square playing board. It is your choice as to which square you choose. After a choice is made, a MATH PROBLEM appears in the square. You score your first X by answering the problem correctly. If your answer is incorrect, the square clears and your opponent is allowed his choice of squares. The game is over when three squares vertically, horizontally, or diagonally are won by the same player. When playing against the computer, every answer you get wrong is won by the computer. Multi-level ADDITION AND SUBTRACTION program.

CoCo16K Tape: \$12.95

FRACTIONS

SIDE ONE: Fraction Lessons, explains fractions with the aid of graphics. Child studies the different ways fractions can be represented. Lessons include:

- IMPROPER FRACTIONS
- MIXED FRACTIONS
- PROPER FRACTIONS

Many educators have praised the use of motion and color to display the fractional equivalents.

SIDE TWO: Fraction practice, offers a random computer generated quiz.

Atari16k Tape: \$19.95
CoCo 16k Tape: \$19.95

JOYSTICK DRAW

Joystick Draw is the simple way to explore your artistic talents! Program operation is easy enough for a child to use, but effective enough that TCE uses it to design many sophisticated high-resolution graphic screens. Joystick Draw's design allows you or your child to save those masterpieces for future revisions or for use in other programs (instructions included). Your child will spend many hours enjoying this program and at the same time improving his or her eye hand coordination! You will find Joystick Draw to be an easy way to design those more sophisticated graphics for your own programs!

CoCo16 ECB Tape: \$16.95

TC-INVENTORY

Many insurance companies offer a discount for policy holders which have complete inventories on file. TC - Inventory is designed to help you organize, maintain, and compile the personal belongings of your home. Program is user friendly and menu driven. TC - Inventory allows input for location of item, price of item, serial number of item, date of purchase, and a text written description of the item. Don't put off recording your personal belongings until its too late. Requires printer for hard copy.

CoCo 32k ECB Tape: \$16.95

TEACHING CLOCK



Torn between teaching time on a digital or a conventional (face and hands) clock? Well, this program combines the two using high resolution graphics and prompts! Your child will learn to tell time with the aid of a specially designed CLOCK! Child enters the time, if wrong, the center of the clock displays a graphic aid. If the child is correct a musical reward is heard. Program offers three levels: hours, quarter hours, and five minute intervals.

Apple 48k Disk: \$19.95
Atari 32k Tape: \$16.95
CoCo 16k ECB Disk: \$19.95 Tape: \$16.95



**Additional Educational Software available
for Color Computer, TDP 100, Atari®,
Apple®, Commodore 64®, and VIC 20®**



P.O. Box 2477 Gaithersburg, Maryland 20879 (301) 963-3848

How to use Sketch

Sketch is a simple program to use. To move the cursor, simply move the right joystick in the direction you want.

To choose a command, press the key for the command desired. These commands may be listed by pressing 'H' for help.

For a circle, move the cursor to the center of the circle and press 'C'. You may then move the joystick and a circle will be drawn with the cursor as a point on the circle. If you like it, press the space bar and it will be saved. If you don't, press 'X' to cancel it.

The other commands work in a similar manner. Move the cursor to the origin of the line, box, etc. Then press a key and move the joystick.

One exception to this rule is the WRITE command. This command allows you to type letters and other characters directly on the graphics screen. To use this command, move the cursor to the position of the first letter and press 'W'. You are now in the WRITE mode. Anything you type will be shown on the screen except lowercase. To erase what you wrote, press the DELETE key (left arrow). To save what you wrote, press ENTER. If your letters aren't in the right position, move the joystick and type again; there is no need to press DELETE.

Two especially useful commands are GET 'G' and PUT 'P'. Use GET to store an image in a buffer for use somewhere else in the picture or if it wasn't placed quite right. For example: You drew a picture of a house and later decided you wanted it somewhere else. You would have to move to one corner of the house or other object (give yourself some clear space) and press 'G'. Then move to the opposite corner. A box will form indicating the area you will be storing. When you have it all, press the space bar and it will be stored.

To put it somewhere else, press 'P' and a house will appear near the cursor. Move the joystick and the house or other object will move with it. Press the space bar when it is properly positioned or 'X' to erase it.

Bear in mind that the GET command only stores an object, it *does not* erase it. You must do that manually if you desire.

The LINE and RAY commands don't end until 'X' is pressed. These commands are similar to each other, but LINE continues from where the previous line left off and RAY always starts from the point where it was chosen.

The Menu

By far the most powerful command in *Sketch* is 'M'. This command brings up a menu screen from which all other commands are controlled. Displayed on the menu are a number of commands followed by various numbers. The meaning of the numbers will become clear when you use that particular command. To use a command, press the key shown in inverse video (green on black) for that command.

For example: If you want to change colors, press 'D' (for *Draw*). The screen will clear and the prompt "FOREGROUND COLOR?" will be displayed. Type in the desired color (0-3) and press ENTER. The prompt "BACKGROUND COLOR?" will appear. Answer that in the same manner.

MOVE is the rate of movement of the cursor. Its default is 1,1. The first number is the number of dots moved each time the joystick is moved left or right,

"By far the most powerful command in Sketch is 'M'. This command brings up a menu screen from which all other commands are controlled."

and the second is the number of dots moved up or down. Thus, if MOVE was 2,3 the cursor would move two left or right and three up and down. In the draw or erase modes ("+" , "-") this would result in dotted lines.

Pattern is a command that allows patterns of colors to be used instead of solid colors. For example, if you had a foreground pattern of 48 and drew a filled-in box (F) the box would show up as a series of vertical bars in *PMODE4*. If the foreground pattern was 1, the same box would show up in blue or red instead of the usual black or white. The range of patterns allowed is 0-255. Background pattern is used for clearing the screen.

Pattern is turned on by pressing 'A' and selecting your foreground and background patterns. It is turned off by setting the normal foreground and back-

ground colors as described above.

The SAVE and LOAD commands will save or load a picture from disk. To change them to tape, change Line 69 to:

```
69 INPUT "PRESS ENTER TO CONTINUE" XS:CSAVEMFS,1536,7679,1536
```

And change Line 61 to:

```
61 SCREEN1:CLOADMFS
```

WRITE determines the size of the letters; 4 is normal, 8 is double, 12 is triple, and so on by fours.

Hi Speed Poke Problems

If your computer can't handle *POKE 65495,0* you will have to remove it from Lines 1, 43, 57, 61 and 69. By "can't handle," I mean the screen goes crazy. I *don't* mean that some keys don't respond. If you are one of the latter then simply press SHIFT with the offending key. This should do the trick.

How It Works

The main body of *Sketch* is contained in Lines 2 to 16. These lines read the joystick and keyboard. If the joystick is moved, the screen is restored and control is passed to the appropriate subroutine for the command chosen. If the joystick wasn't moved then the keyboard is read for a mode change, character to be typed, or a cancel/save command ('X' or space). If a key wasn't pressed then the cursor is blinked if necessary and control returns to the joystick checker; otherwise, control is passed to the appropriate subroutine as above.

The subroutine at Line 85 copies the display screen to the backup screen when the space bar is pressed, the program is first run, or SHIFT/CLEAR is pressed.

The subroutine at Line 84 copies the backup graphics screen to the display screen when 'X' is pressed, the joystick is moved, or the cursor blinks.

These routines are a little faster than a machine language routine would be due to the time that would be needed to call such a routine from BASIC and its lack of response to the high-speed poke.

Here's one last hint. The GET/PUT option "NOT" in the menu will not put the contents of the GET buffer on the screen; instead, it will reverse an area of the screen the same *size* as the GET buffer. That is, black becomes white, white becomes black, red becomes blue, etc.

I hope you enjoy this program.

14..... 222	72..... 248
30..... 107	94..... 184
43..... 84	115..... 31
58..... 78	140..... 217
	END 216

The listing:

```

1 POKE65495,0:CLS:PCLEAR8:PMODE4
,1:SCREEN1,1:GOSUB85: CX=128:CY=9
6:M=1:CH=.9:CS=1:CE=1: SX=1:SY=1:
PF=5:PB=5:S=4:DIML$(58):FORX=0TO
58:READL$(X):NEXT:C$="0+MCBFLRZW
-DGPJ\X;OT":O$="CDLMPQRSWGXA":CF
=5:CB=0:DIMG(1500):PO=4:COLORCF,
CB
2 X=JOYSTK(0):Y=JOYSTK(1)
3 A$=INKEY$:IFM=10THEN4ELSEIFA$=
" "THEN41ELSEIFA$="H"GOSUB84:GOT
086ELSEIFA$="J"GOSUB38ELSEIFA$="
M"GOSUB84:GOTO46ELSEIF INSTR(C$,A
$)=0ORA$=" "THEN4ELSEM=INSTR(C$,A
$):A$="":FL=0:GOSUB84
4 IFM<>1THENONM-1GOSUB17,84,18,2
0,22,24,24,26,43,27,28,30,32,38,
39,40,42,74,79
5 IFX>0ANDX<63ANDY>0ANDY<63ANDM<
>1THEN2
6 IFM<>2ANDM<>11GOSUB84
7 IFX=0THENCX=CX-SX
8 IFCX<0THENCX=255
9 IFX=63THENCX=CX+SX
10 IFCX>255THENCX=0
11 IFY=0THENCY=CY-SY
12 IFCY<0THENCY=191
13 IFY=63THENCY=CY+SY
14 IFCY>191THENCY=0
15 DRAW"BM"+STR$(CX)+"", "+STR$(CY
):IFM<>11ANDM<>10ANDM<>2THENIFPA
=1THENDRAW"BRRH2NDG2NHRF2NUE2"EL
SEIFPPOINT(CX+1,CY)=CF ANDPPOINT
(CX,CY+1)=CF THENDRAW"C=CB;BRRH2
NDG2NRF2NUE2C=CF;"ELSEDRAW"C=CF;
BRRH2NDG2NRF2NUE2"
16 GOTO2
17 IFFL=0GOSUB84:FL=1:PSET(CX,CY
):RETURNELSEPSET(CX,CY):RETURN
18 IFFL=0THENXE=CX:YE=CY:FL=1
19 CIRCLE(XE,YE),SQR((CX-XE)^2+(
CY-YE)^2),,CH,CS,CE:RETURN
20 IFFL=0THENXE=CX:YE=CY:FL=1
21 LINE(XE,YE)-(CX,CY),PSET,B:RE
TURN
22 IFFL=0THENXE=CX:YE=CY:FL=1
23 LINE(XE,YE)-(CX,CY),PSET,BF:R
ETURN
24 IFFL=0THENXE=CX:YE=CY:FL=1
25 LINE(XE,YE)-(CX,CY),PSET:RETU
RN
26 PAINT(CX,CY),,PB:RETURN
27 IFFL=0GOSUB84:FL=1:PRESET(CX,

```

```

CY):RETURNELSEPRESET(CX,CY):RETU
RN
28 IFFL=0THENXE=CX:YE=CY:FL=1
29 CR=SQR((CX-XE)^2+(CY-YE)^2):F
ORX9=0TOCR:CIRCLE(XE,YE),X9,CB,C
H,CS,CE:NEXT:CIRCLE(XE,YE),CR,CF
,CH,CS,CE:PAINT(XE,YE),PF,PB:RET
URN
30 IFFL=0THENXE=CX:YE=CY:FL=1
31 GET(XE,YE)-(CX,CY),G,0:LINE(X
E,YE)-(CX,CY),PSET,B:GX=ABS(XE-C
X):GY=ABS(YE-CY):RETURN
32 ONPO GOTO33,34,35,36,37:RETUR
N
33 PUT(CX,CY)-(CX+GX,CY+GY),G,PS
ET:RETURN
34 PUT(CX,CY)-(CX+GX,CY+GY),G,PR
ESET:RETURN
35 PUT(CX,CY)-(CX+GX,CY+GY),G,AN
D:RETURN
36 PUT(CX,CY)-(CX+GX,CY+GY),G,OR
:RETURN
37 PUT(CX,CY)-(CX+GX,CY+GY),G,NO
T:RETURN
38 POKE65494,0:CLS:GOSUB84:PRINT
"CURSOR IS AT"CX,"CY:PRINT:INPU
T"JUMP CURSOR TO";CX,CY:POKE6549
5,0:SCREEN1:RETURN
39 PCLS:GOSUB85: CX=128:CY=96:M=1
:RETURN
40 GOSUB84:M=1:RETURN
41 IFM=1THEN2ELSEIFM=2ORM=11GOSU
B85:M=1:GOTO2ELSEGOSUB84:ONM-1GO
SUB17,1,18,20,22,24,24,26,43,27,
28,30,32,38,39,40,42,74,79:IFM=1
3GOSUB84:M=1:GOTO2ELSEGOSUB85:IF
M=7THENFL=0:GOTO2ELSEIFM=8THEN2E
LSEM=1:GOTO2
42 M=2:RETURN
43 POKE65494,0:DRAW"S=S;":IFA$="
"THENRETURNELSEIF(A$>"Z"ORA$<CHR
$(13)ORA$=CHR$(21))ANDA$<>CHR$(8
)THENRETURNELSEIFA$=CHR$(13)THEN
M=1:GOSUB85:POKE65495,0:RETURNEL
SEIFA$=CHR$(8)GOSUB84:M=1:POKE65
495,0:RETURNELSEDRAW$(ASC(A$)-3
2)
44 IFS<>4THENDRAW"S4":RETURNELSE
DRAW"BL6"+L$(ASC(A$)-32)+"S4":RE
TURN
45 M$=STR$(SC):DRAW"BM0,12C198":
GOSUB43:SC=SC+P:M$=STR$(SC):DRAW
"BM0,12C398":GOSUB43:DRAW"C1":LI
NE(208,0)-(255,12),PSET,BF:DRAW"
BM210,12C4":M$=STR$(F):GOSUB43:R
ETURN
46 POKE65494,0:CLS:PRINT@13,"OPT
IONS":PRINT@45,"-----"
47 PRINT " CIRCLE ="CH","CS","CE

```



SKYLINE'S BIG 10

Cheshire Cat Graphicom (64K disk)	\$29.95
Cognitec Telewriter 64 tape	\$49.95
Telewriter 64 disc	\$59.95
Custom Software Engineering Graphic screen print, specity printer	\$ 9.95
Eigen Systems Colorcomm/E, disk or cart.	\$49.95
Stripper	\$ 7.95
CCEAD	\$ 6.95
BASIC Aid cartridge	\$34.95
Micro Works Macro 80C Editor/Assembler	\$99.95
SDS 80C Editor/Assember	\$89.95

**SKYLINE'S OWN
BEST SELLERS**

- SUPER STATS**
The most powerful statistics program available for the CoCo. Used by professionals. 16K Ext. Basic. Tape \$29.95
- PAGE PLUS**
Gives 64K from Basic. New revised documentation! Disk \$29.95 Tape \$27.95
- STRUCTURED MACROS***
Macro 80C super enhancement! Disk \$19.95
- SETUP 64**
Allows double-sided 40/80 track drives! \$19.95
- MDISK**
Sets up an internal 32K memory disk for rapid storage and retrieval. Source code included. Disk \$29.95 Tape \$27.95
- ROMBACK**
Why pay more? Allows dumping from ROMpak to disk or tape. Full documentation, easy to use. Lowest price! Tape \$16.95
- QUICKSORT**
M/L sort routine for easy use by Basic programmers. Works on tape or disk. 16K. Tape \$12.95
- 64K BOOT/PAGER**
This is what you need to get the most from your 64K CoCo. Super buy! 64K Req. Tape \$12.95
- SIMPLEX**
Programmers — this is a must! This powerful tool will save you time and effort. Min. 16K Ext. Basic. Tape \$29.95
- C.C. FILE**
Flexible data base manager. 16K. Now only \$12.95
- C.C. WRITER**
You can pay more — but will it be better? 16K. \$29.95
- C.C. CALC**
Powerful spreadsheet for your CoCo! 32K. \$34.95
- C.C. MAILER**
Handles all you mail list needs! 16K. \$19.95
- C.C. Three**
You save \$27.90! C.C. File, Writer, and Calc in one fantastic package. We'll even give you both tape and disk versions (one tape) for one low price — \$49.95

OUR CUSTOMERS SOUND OFF FOR SKYLINE!

I would like to express my appreciation to you for the excellent service provided by your company.... I was delighted to receive my shipment only one week after the phone order. Hats off to your shipping department.

Once again, thank you for your prompt and efficient service, and for providing such a great package at a good price.

D.S., Kentucky

...You might care to know that this order is repeat business. Recently, I purchased a NEC monitor package from your firm and I was very pleased with your fast service, the quality of merchandise and the ease of set-up.

M.S., California

**\$60 Software Bonus
With Memory Upgrade**

That's right — Skyline's famous 64K Upgrade is an even better deal than before! 8 guaranteed 200 n.s. 64K memory chips, solderless installation instructions (one solder connection required on Color Computer 2), Skyline's 64K BOOT and PAGER programs, PLUS the Wizard 64 adventure game, PLUS a handy new utility, SETUP64 (allows you to configure your tape or disk system in a myriad of ways)! Still only \$59!! Order now — this offer may be withdrawn at any time!

ATTENTION ADVENTURE FREAKS!

MYSTIC MANSION



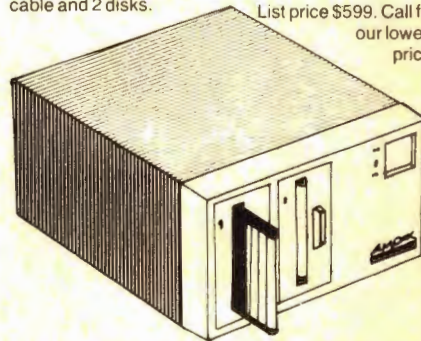
You can stay cool in front of your air conditioner, but can you keep your cool while playing Skyline's exciting ALL GRAPHIC ADVENTURE? One of the best yet! 32K Disk only. Summer Special \$29.95

HARDWARE — SKYLINE has the BEST for LESS! Call us LAST!

LESS = MORE

with the Amdek 3" Disk Drive. You get more data stored on a 3" disk than a 5 1/4" and the AMDISK III B takes up less space. AMDISK III B 3" dual drive with cable and 2 disks.

List price \$599. Call for our lowest price!



TIRED OF RF INTERFERENCE?

Poor resolution? We carry a complete line of B/W and color monitors from AMDEK, NEC and SYNCO. We also have the right monitor adapter to match your CoCo. Call for FRIENDLY SERVICE!

SKYLINE PRINTER SALE!
STAR MICRONICS — OKIDATA — TRANSTAR — JUKI — NEC
You want it? We've got it!

GET ON LINE!

Modems from Hayes and NEC. Call for latest prices.

NOW AVAILABLE!

Skyline's Risk-Free diskettes and data cassettes — so good that they're guaranteed for as long as you own them!



"No Bull"

10 diskettes, sleeves, labels, and write protect tabs — \$19.95
12 data cassettes, boxes, and lables — \$8.00



UPS C.O.D. order gladly accepted, \$2.00 additional.

**We Love Canadian Orders!
Inquire For Foreign Shipping**

**FAST ORDER LINE (312) 286-0762
24-HR MODEM ORDER LINE
(312) 286-9015**

ORDERING INFORMATION

*\$10 shipping, handling & insurance on printers. Amdisk, and monitors. \$5 on modems, \$2 on all other orders. All prices U.S. funds.

Skyline Marketing Corp. 4510 W. Irving Park Rd. Chicago, IL 60641

FREE GIFT
Use of our order forms qualifies you for a free gift with your order. Get on our mailing list now for order forms

COUPON


NAME _____ Dept. R _____
ADDRESS _____
CITY _____ STATE _____ ZIP _____

```

48 PRINT" dRAW ="CF","CB
49 PRINT" mOVE ="SX","SY
50 PRINT" pAINT ="PF","PB
51 PRINT" PaTTERN =" ;:IFPA=0THEN
PRINT" OFF"ELSEPRINTTF","TB
52 PRINT" wRITE ="S
53 PRINT" sAVE":PRINT" lOAD":P
RINT" qUIT"
54 PRINT" rESOLUTION"
55 PRINT" gET/PUT OPTION ="PO:P
RINT:PRINT" ExIT TO SCREEN"
56 I$=INKEY$:IFINSTR(0$,I$)=0ORI
$=""THEN56ELSEI=INSTR(0$,I$)
57 IFI$="X"THENPOKE65495,0:SCREE
N1:GOTO2ELSECLS:ONI GOSUB58,59,6
0,63,64,65,66,68,71,72,,73:GOTO4
6
58 INPUT"CIRCLE HEIGHT";CH:INPUT
"CIRCLE START";CS:INPUT"CIRCLE E
ND";CE:RETURN
59 INPUT"FOREGROUND COLOR";CF:IN
PUT"BACKGROUND COLOR";CB:PA=0:CO
LORCF,CB:RETURN
60 CLS:PRINT@74,"LOAD PICTURE":P
RINT@224,;:LINEINPUT"FILENAME: "
;F$
61 SCREEN1:POKE65495,0:LOADMF$
62 GOSUB85:RETURN
63 INPUT"SPEED _,"^";SX,SY:RETURN
64 INPUT"PAINT COLOR";PF:INPUT"B
ORDER COLOR";PB:RETURN
65 CLS:END
66 INPUT"RESOLUTION (3 OR 4)";R:
IFR=3THENPMODE3,1:SCREEN1,0ELSEI
FR=4THENPMODE4,1:SCREEN1,1ELSECL
S:GOTO66
67 GOTO46
68 CLS:PRINT@74,"SAVE PICTURE":P
RINT@224,;:LINEINPUT"FILENAME: "
;F$
69 POKE65495,0:SAVEMF$,3584,9727
,0
70 RETURN
71 INPUT"SIZE (4 IS NORMAL)";S:R
ETURN
72 INPUT"OPTION (1=PSET,2=PRESET
,3=AND, 4=OR,5=NOT)";PO:RETURN
73 INPUT"PATTERN (FOREGROUND, BA
CKGROUND)";TF,TB:PA=1:POKE178,TF
:POKE179,TB:RETURN
74 IFFL=0THENXE=CX:YE=CY:FL=1
75 RO=INT(SQR((CX-XE)^2+(CY-YE)^
2))
76 IFRO/3<>INT(RO/3)THENRO=RO+1:
GOTO76
77 RO=RO/3:IFRO>32THENRO=32
78 DRAW"BM"+STR$(XE)+",""+STR$(YE
)+"C=CF;S=RO;BM+0,-6R2F4D4G4L4H4
U4E4R2BM+0,6S4":RETURN
79 IFFL=0THENXE=CX:YE=CY:FL=1
80 RO=INT(SQR((CX-XE)^2+(CY-YE)^
2))
81 IFRO/4<>INT(RO/4)THENRO=RO+1:
GOTO81
82 RO=RO/4:IFRO>32THENRO=32
83 DRAW"BM"+STR$(XE)+",""+STR$(YE
)+"C=CF;S=RO;BM+0,-4F8L16E8BM+0,
4S4":RETURN
84 DRAW"S4":FORSC=1TO4:PCOPYSC+4
TOSC:NEXT:RETURN
85 DRAW"S4":FORSC=1TO4:PCOPYSC T
OSC+4:NEXT:RETURN
86 CLS:PRINTTAB(13)"HELP":PRINTS
TRING$(32,131);
87 PRINT"c=CIRCLE","+=DRAW"
88 PRINT"d=DISK","0=MOVE"
89 PRINT"b=BOX","-=ERASE"
90 PRINT"f=FILLED BOX","m=MENU"
91 PRINT"l=LINE","h=THIS HELP"
92 PRINT"r=RAY","j=JUMP"
93 PRINT"q=GET <SHIFT-CLEAR
>=CLEAR"
94 PRINT"p=PUT","x=CANCEL"
95 PRINT"z=PAINT","<SPACE>=STORE
"
96 PRINT"o=OCTAGON","t=TRIANGLE"
97 PRINT"w=WRITE",CHR$(127)"=UNW
RITE"
98 PRINT"<ENTER>=STORE WRITE"
99 PRINT:PRINT" USE THE JOYST
ICK TO MOVE";
100 IFINKEY$=""THEN100ELSESCREEN
1:GOTO2
101 FORI=0TO58:READL$(I):NEXT
102 DATA"BM+7,0
103 DATA"BM+2,1UBM+0,-2U5BM+5,7
104 DATA"BM+1,-4U2BM+2,0D2BM+4,4
105 DATA"BM+1,0U6BM+2,0D6BM-3,-4
R4BM-4,2R4BM+3,2
106 DATA"BM+4,-5L2NUND5L2D2R4D2L
4BM+7,1
107 DATA"UE4UBM-4,0DBM+4,4DBM+3,
0
108 DATA"BM+5,0NEH4UERFDGL2GDFR2
E2BM+2,2
109 DATA"BM+2,-5EBM+4,6
110 DATA"BM+3,0H2U2E2BM+4,6
111 DATA"BM+1,0E2U2H2BM+6,6
112 DATA"BM+3,-3NU2NR2ND2NL2NHNE
NFNGBM+4,3
113 DATA"BM+2,-1U2NU2NL2R2BM+3,3
114 DATA"BM+2,0NUGBM+6,-1
115 DATA"BM+0,-3R4BM+3,3
116 DATA"BM+2,0UBM+5,1
117 DATA"UE4UBM+3,6
118 DATA"BM+1,0HU4ER2FD4GL2BM+6,
0
119 DATA"BM+1,0RNRU6GBM+6,5

```


120 DATA"NR4UERE2UHL2GBM+7,5	139 DATA"NR4U3NR2U3R4BM+3,6
121 DATA"BM+0,-1FR2EH2E2HL3BM+7,6	140 DATA"U3NR2U3R4BM+3,6
122 DATA"BM+3,0U2NRL3UE3D3BM+4,3	141 DATA"BM+1,0HU4ER2FBM+0,2NL1D2GL2BM+6,0
123 DATA"BM+0,-1FR2EU2HL3U2R4BM+3,6	142 DATA"U3NU3R4NU3D3BM+3,0
124 DATA"BM+4,-5HL2GD4FR2EUHL3BM+7,3	143 DATA"BM+1,0RNRU6NLRBM+4,6
125 DATA"UE4UL4BM+7,6	144 DATA"BM+0,-1FREU5NLRBM+3,6
126 DATA"BM+1,0HUEHUER2FDGNL2FDGL2BM+6,0	145 DATA"U3NU3RNE3F3BM+3,0
127 DATA"BM+0,-1FR2EU4HL2GDFR2BM+4,3	146 DATA"NU6R4UBM+3,1
128 DATA"BM+2,-1UBM+0,-2UBM+5,5	147 DATA"U6F2NDE2D6BM+3,0
129 DATA"BM+1,1EUBM+0,-2UBM+5,4	148 DATA"U6FDF2DFNU6BM+3,0
130 DATA"BM+4,0H3E3BM+3,6	149 DATA"BM+1,0HU4ER2FD4GL2BM+6,0
131 DATA"BM+1,-2R3BM-3,-2R3BM+3,4	150 DATA"U6R3FDGL3BM+7,3
132 DATA"BM+2,0E3H3BM+5,6	151 DATA"BM+1,0HU4ER2FD3GNHNFGLB M+6,0
133 DATA"BM+1,-6ER2FDG2BM+0,2DBM+4,0	152 DATA"U6R3FDGL2NLF3BM+3,0
134 DATA"BM+0,-3UER2D4LNH2R3EU3H2L5G2D4F2R3BM+3,-1	153 DATA"BM+0,-1FR2EUHL2HUER2FBM+3,5
135 DATA"U4E2F2D2NL4D2BM+3,0	154 DATA"BM+2,0U6NL2R2BM+3,6
136 DATA"U6R3FDGNL3FDGL3BM+7,0	155 DATA"BM+0,-1NU5FR2EU5BM+3,6
137 DATA"BM+1,0HU4ER2FBM+0,4GL2BM+6,0	156 DATA"BM+0,-6D2FDFNDEUEU2BM+3,6
138 DATA"U6R3FD4GL3BM+7,0	157 DATA"NU6E2NUF2U6BM+3,6
	158 DATA"UE4UBM-4,0DF4DBM+3,0
	159 DATA"BM+0,-6D2F2ND2E2U2BM+3,6
	160 DATA"NR4UE4UL4BM+7,6



AUTOTERM
 TURNS YOUR COLOR COMPUTER INTO THE
WORLD'S
SMARTEST TERMINAL!
 YOU'LL ALSO USE AUTOTERM FOR SIMPLE
 WORD PROCESSING & RECORD KEEPING



EASY TO USE

ON-SCREEN EDITING via cursor. Full prompting and error checking. Key Beep and Error Beebop. Scroll bkwd/fwd while on line. Save/load files while on line. Maintain a disk copy of session. Automatic graphics. True lower case. Screen widths of 32, 40, 42, 50, 64. No split words on screen/printer. Print all or part of text. Search for strings. Well written manual goes step-by-step and has many KSM examples. Back cover is a cheat sheet.

RECOMMEND 32K to 64K
EASY UPGRADE
 Price Difference +\$13

PLEASANTLY POWERFUL

Total communications ability, 128 ASCII chars, 1200 baud, etc. Send text, graphics, BASIC, ML. Scan/Edit current data while receiving more data. Any modem. Fully supports D.C. Hayes and others. Any printer, page size, margins, etc. Override narrow text width of received data. Examine/change parameters, KSMs and disk directories at any time. Handles files which are larger than memory.

CASSETTE \$39.95
DISKETTE \$49.95
 Add \$3 shipping and handling
 MC/VISA/C.O.D.

TRULY AUTOMATIC

Create, edit, print, save and load Keystroke Multipliers (KSMs). KSMs automate almost any activity. Dial via modem, sign-on, interact, sign-off. Perform entire session. Act as a message taker. KSM may include parameter changes, disk operations, editing, time delays, looping, execution of other KSMs, waiting for part-specified responses, branching based upon responses.

PXE Computing
 11 Vicksburg Lane
 Richardson, Texas 75080
 214/699-7273

Streamline competitive pairing and bracketing with . . .

The CoCo Tournament Programs

By Fred B. Scerbo
Rainbow Contributing Editor

Editor's Note: If you have an idea for a program that you would like to see written for the CoCo, submit it to "The Rainbow Wishing Well" c/o THE RAINBOW. If an idea looks especially worthwhile and challenging, Fred might be able to write a program to do your task. Remember, this is BASIC so make your requests as specific as possible. All programs resulting from your suggestions are for your own use, but remain the property of the author.

covered, ranging from education to graphics to athletic applications. This month we offer a pair of line printer programs which will handle the creation of double elimination brackets for any kind of tournament competition, whether it be for basketball, wrestling, bridge, chess, or even something like a spelling bee. The time-consuming paperwork that goes along with such preparations can now be reduced to a minimum with the programs which you will find listed in these pages.

Let's take a look at some of the planning which can go into tournament preparations just so we can get some idea of how your CoCo can become a super time-saver at this task.

Planning A Tournament

If you have been following "The Wishing Well" for the last few months, you will by now be familiar with the fact that I help coach a high school wrestling team. Even before I went to our first tournament, I was familiar with the type of pairing bracket which would be used for determining who faced whom for any given match. Just as you would find in any type of regular athletic pairing involving teams, even I knew that if you had eight teams, then team one faces team eight, team two faces team seven,

team three faces six, and so on. This type of face-off is easy to figure because the team with the most wins ranks number one, and so on and so forth.

After sitting down at a pairing meeting for the Berkshire Hills Conference Christmas Tournament, I soon found out that things are not always so black

"This month we offer a pair of line printer programs which will handle the creation of double elimination brackets for any kind of tournament competition . . ."

"The Rainbow Wishing Well" has been in full swing for several months now, and a number of varied fields have been

(Fred Scerbo is a special needs instructor for the North Adams Public Schools. He holds a master's in education and published some of the first software available for the Color Computer through his software firm, Illustrated Memory Banks.)

and white when dealing with a tournament early in the season when team or individual records are not yet determined. In other words, it is not always so easy to determine who ranks first or second, or worse yet, who ranks eighth, thus getting the honor of being sacrificed to the number one team!

This is not the only problem which



NEW GOOD STUFF FOR EVERY COLOR COMPUTER

Turn your Color Computer into a graphic design center with the ease of a keystroke! **MagiGraph** makes it simple to create highly detailed figures up to and including an entire high-resolution screen. Designed for those with some experience in Basic and Assembly Language programming, **MagiGraph** includes lots of special features:

- A full set of logical and pixel manipulation functions simplifies the development of complex figures.
- An editor lets you zoom in and work on every detail of your design. Toggle between the "macro" and "micro" screens for perspective on your creations.
- Nine animation buffers allow you to preview each sequence to ensure continuity and smooth flow.
- Versatile I/O routines store a graphic screen on cassette or floppy disk; recall it later for use by another program or revise it with **MagiGraph**.

If you're looking for the finest graphic development utility available for your Color Computer, THIS IS IT. Maximize your machine's potential, while you push your imagination to the limit — with **MagiGraph**!

By Kevin Dooley. Cassette **\$34.95** (16K required); Disk **\$39.95** (32K Extended Color BASIC required); Amdisk cartridge **\$44.95**.

SYSTEMS SOFTWARE

MACRO-80C: DISK-BASED EDITOR, ASSEMBLER AND MONITOR—With all the features the serious programmer wants, this package includes a powerful 2-pass macro assembler with conditional assembly, local labels, include files and cross referenced symbol tables. **MACRO-80C** supports the complete Motorola 6809 instruction set in standard source format. Incorporating all the features of our Rompack-based assembler (**SDS-80C**), **MACRO-80C** contains many more useful instructions and pseudo-ops which aid the programmer and add power and flexibility. The screen-oriented editor is designed for efficient and easy editing of assembly language programs. **MACRO-80C** allows global changes and moving/copying blocks of text. You can edit lines of assembly source which exceed 32 characters. **DCBUG** is a machine language monitor which allows examining and altering of memory, setting break points, etc.

Editor, assembler and monitor—along with sample programs—come on one Radio Shack compatible disk. Extensive documentation included. By Andy Phelps. **\$99.95**

SDS-80C: SOFTWARE DEVELOPMENT SYSTEM—Our famous editor, assembler and monitor in Rompack. Like **MACRO-80C**, it allows the user to write, assemble and debug assembly language programs with no reloading, object patching or other hassles. Supports full 6809 instruction set. Complete manual included. **\$89.95**

MICROTEXT: COMMUNICATIONS VIA YOUR MODEM! Now you can use your printer with your modem! Your computer can be an intelligent printing terminal. Talk to timeshare services or to other personal computers; print simultaneously through a second printer port; and re-display text stored in memory. Download text to Basic programs; dump to a cassette tape, or printer, or both. **Microtext** can be used with any printer or no printer at all. It features user-configurable duplex/parity for special applications, and can send any ASCII character. You'll find many uses for this general purpose module! **ROMPACK** includes additional serial port for printer. **\$59.95**

MICRO WORKS COLOR FORTH

- Faster to program in than Basic
- Easier to learn than Assembly Language
- Executes in less time than Basic

The **MICRO WORKS COLOR FORTH** is a Rompack containing everything you need to run Forth on your Color Computer. **COLOR FORTH** consists of the standard Forth Interest Group (FIG) implementation of the language plus most of **FORTH-79**. It has a super screen editor with split screen display. Mass storage is on cassette. **COLOR FORTH** also contains a decompiler and other aids for learning the inner workings of this fascinating language. It will run on 4K, 16K, and 32K computers. And **COLOR FORTH** contains 10K of ROM, leaving your RAM for your programs! There are simple words to effectively use the Hi-Res Color Computer graphics, joysticks, and sound.

Includes a 112-page manual with a glossary of the system-specific words, a full standard FIG glossary and complete source listing.

MICRO WORKS COLOR FORTH ... THE BEST! From the leader in **FORTH**, Talbot Microsystems. **\$109.95**

MACHINE LANGUAGE

MONITOR TAPE: A cassette tape which allows you to directly access memory, I/O and registers with a formatted hex display. Great for machine language programming, debugging and learning. It can also send/receive RS232 at up to 9600 baud, including host system download/upload. 19 commands in all. Relocatable and reentrant. **CBUG TAPE: \$29.95**

MONITOR ROM: The same program as above, supplied in 2716 EPROM. This allows you to use the entire RAM space. And you don't need to reload the monitor each time you use it. The EPROM plugs into the Extended Basic ROM Socket or the Romless Pack I. **CBUG ROM: \$39.95**

SOURCE GENERATOR: This package is a disassembler which runs on the Color Computer and generates your own source listing of the BASIC interpreter ROM. Also included is a documentation package which gives useful ROM entry points, complete memory map, I/O hardware details and more. A 16K system is required for the use of this cassette. **80C Disassembler: \$49.95**

CSPOOL

Color Computer Print Spooler

Stop Waiting Around for the Printer! **CSPOOL** allows you to use your printer and computer concurrently, takes only 26 bytes of Color Basic's memory, and gives you 32K of print buffer. It's like having two computers in one! By intercepting characters sent to the printer and storing them in the upper 32K of RAM, **CSPOOL** allows you to run other programs while your printer is doing its job. **CSPOOL** is FREE with the purchase of a 64K RAM UPGRADE KIT from The Micro Works, or it may be purchased separately on cassette or diskette for **\$19.95**. Requires 64K; not for FLEX or OS9.

64K MEMORY UPGRADE KIT: For Rev. levels E, ET, NC, TDP-100s, and Color Computer II. Eight prime 64K RAM chips, instructions, and **CSPOOL: \$64.95**.

HARDWARE

PARALLEL PRINTER INTERFACE—Serial to parallel converter allows use of all standard parallel printers. **PI80C** plugs into the serial output port, leaving your Rompack slot free. You supply the printer cable. **PI80C: \$59.95**

SUPER-PRO KEYBOARD—\$69.95 (For computers manufactured after Oct. 1982, add \$4.95)

ROMLESS PACKS for your custom EPROMS — call or write for information.

BOOKS

6809 ASSEMBLY LANGUAGE PROGRAMMING, by Lance Leventhal, **\$18.95**

TRS-80 COLOR COMPUTER GRAPHICS, by Don Inman, **\$14.95**

ASSEMBLY LANGUAGE GRAPHICS FOR THE TRS-80 COLOR COMPUTER, by Don Inman, **\$14.95**

STARTING FORTH, by L. Brodie, **\$17.95**

GAMES

ZAXXON—The real thing. Excellent. What more can we say? Cassette requires 32K. **\$39.95**

STAR BLASTER—Blast your way through an asteroid field in this action-packed Hi-Res graphics game. Available in **ROMPACK**; requires 16K. **\$39.95**

PAC ATTACK—Try your hand at this challenging game by Computerware, with fantastic graphics, sound and action! Cassette requires 16K. **\$24.95**

HAYWIRE—Have fun zapping robots with this Hi-Res game by Mark Data Products. Cassette requires 16K. **\$24.95**

ADVENTURE—Black Sanctum and Calixto Island by Mark Data Products. Each cassette requires 16K. **\$19.95** each.

CAVE HUNTER—Experience vivid colors, bizarre sounds and eerie creatures as you wind your way through a cave maze in search of gold treasures. This exciting Hi-Res game by Mark Data Products requires 16K for cassette version. **\$24.95**

THE MICRO WORKS

P.O. BOX 1110-A
Del Mar, CA 92014
(619) 942-2400

California Residents
add 6% Tax

Master Charge/Visa and
COD Accepted

comes to mind when dealing with bracketing. Sure, if you have eight individuals or teams, you use an eight-person bracket. There is no big problem, but what happens when you have nine or 10, or only five or six? There are no five-person brackets for competition (unless we are dealing with a sport like freestyle wrestling, where no one is seeded number one and you face everyone in your category once. The final positions are determined by your total number of points for the day.)

It is here that I was introduced to the concept of the *bye*. To put it very simply, a bye is a free-ride, a chance to advance to the next level of the bracket without facing an opponent. If we are dealing with the type of competition where total accumulated points count, then a bye can hurt you. If we are using a bracket system as presented in these programs, a bye can be very helpful.

The nature of the bye thus poses us with a simple yet annoying problem. How do we decide who gets the bye? If it always were to go to the top seeds, then the top positions would become even more valuable resulting in even greater arguments at the pairings. Equally so, it makes no sense to assign the byes to your weakest competitors, since it would give them an unfair advantage over those who had earned the right to a higher position on the bracket.

Therefore, the only fair way to assign the byes are at *random*. (see where your CoCo comes in yet?) This is not as easy as it may sound. Let us say that we are dealing with 11 players. This would require that we use a 16-person bracket with five byes. Each of the 11 players (or teams) should have an equal shot at receiving one of the byes. At the same time, the byes must be equally divided between the top and bottom halves of the bracket. Not only that, you must make sure that you never have a bye facing a bye on your bracket. This would be foolish since no one would gain any advantage from this.

To get around this problem, I have been at pairing meetings where the individuals doing the pairings would have to resort to ripping up small pieces of paper and drawing lots to determine who gets the byes and where they go on the bracket. This often has to be done several times to insure that the byes do not face each other. This can consume a great deal of valuable time, especially if the pairings are being done at the same day as the competition.

Back To The Wishing Well

It only took one pairing meeting for me to realize that the CoCo could easily solve many of the problems involved in bracketing and pairing. The object of the programs would be:

- 1) Allow the user to enter the names of players or teams more quickly than they could be done by hand.
- 2) Give each player or team an equal shot at receiving the bye.
- 3) Insure that a bye never faces a bye.
- 4) Print out the entire bracket, advancing players/teams which receive byes and print the consolation bracket.
- 5) Allow score sheets or labels with the matched pairs to be printed from the single entry of data.
- 6) Print multiple copies of the same bracket.

"I will let you in on a little secret. This program can also work on a Radio Shack Model 100 portable computer. All you have to do is change PRINT#-2, to LPRINT and alter the PRINT@ numbers to match the Model 100 screen."

Goal number five is especially valuable since some type of score sheet has to be used, regardless of what kind of competition this is. This is an area where it is also easiest to make an error when doing the writing by hand. You do not want the wrong players facing each other. I was actually at a tournament where this happened because of a written error and, believe me, it can be a "real can of worms."

The two programs listed here are for eight and 16 positions. I have also written a 32-position bracket, but it is longer than both of these two combined. For

those who would find the 32-position bracket useful, send a self-addressed stamped envelope to "The Wishing Well" c/o THE RAINBOW and I will send you details on how to get a copy of the listing.

You might be wondering why I just didn't list the 32-level bracket and let it be used for all numbers. This is because you do need an eight-bracket for up to eight or fewer positions, a 16-bracket for nine to 16, and a 32 for 17 to 32 positions. Since using a 32-level bracket is very rare in any type of competition, I felt the eight- and 16-level brackets would be more useful to the general public. (Besides, you can always use two 16-brackets by dividing your groups into two pools. Thus, the top finalists in each pool would face each other for first and second place while the top two second place finalists would face each other for third and fourth place, and so on.)

Another thing you will notice is that I have once again used *DATA* statements rather than *INPUT* for disk and tape files. Don't get me wrong. I don't want you to think I always use *DATA* statements (especially since this is not the most *user friendly* way to write programs for the general public). Instead, I like to have programs such as this contain the necessary information so you can get a better idea of what the program does and how it works after typing it in or loading it from RAINBOW ON TAPE. It shouldn't take too much work if you want to alter this program by changing the *READ* commands to *INPUT*. I usually prefer to use *DATA* at a tournament since someone has always given me an incorrect spelling of someone's name. This way, I can usually just *EDIT* the *DATA*.

One important thing to remember is that this program is virtually useless without a line printer capable of handling at least 80 characters per line. I have also included the *CHR\$* commands to generate the condensed mode of 132 characters per line as found on the Okidata Microline 82A and 92A printers. If your printer uses different codes, consult your manual to change to the correct *CHR\$* codes. The regular 80 characters per line should work on all standard CoCo line printers since all line printers recognize *CHR\$(30)* as standard-sized print.

Now let's see what steps you can take to use this program for your own pairings.

Using The Program

All information for these programs begins at Line 1000. Therefore, your first two pieces of information in Line 1000 should be first, the number of actual participants in this bracket, and second, the number of names which will actually be seeded. Thus, Line 1000 should appear like this:

```
1000 DATA 6,3
```

Six is the number of participants. But, what do we mean by the "number seeded," which in this case is three? Well, in this case, it means that we have decided that out of the six names we have entered into *DATA*, only the first three have sufficient records to be ranked first, second, and third respectively. The remaining three can be ranked in any random order the computer chooses. (For example, in wrestling, these remaining three might be first year wrestlers who have no record of wins or losses yet, and therefore, cannot be logically ranked fourth, fifth and sixth by any criteria. Thus, they may even appear in the seventh or eighth positions depending on where the byes go.) Therefore, the group deciding the pairings would usually have ranked the first three positions and have left the remaining names to a random position.

If we had a 16-bracket, our numbers might be something like this: *1000 DATA 11,4*, which means we have 11 participants (with five byes) and only the first four listed will be ranked first through fourth. The remaining seven participants will end up seeded at random, with just as great a chance at receiving a bye as any other participant. We might have a circumstance where the numbers would be: *1000 DATA 16,16* which would mean 16 participants all ranked in the order listed with no byes.

The next *DATA* line reads:

```
1010 DATA JUNIORS,ASSORT-  
ED
```

The two strings here would indicate a category (JUNIOR wrestlers in this case) with a subname (ASSORTED) which could also be the weight class (145 POUNDS). You could put any pieces of information you wish for these two strings, especially if you are using this for something other than sports (say, bridge or chess).

The remaining *DATA* lines would have two pieces of information for each participant: NAME and AFFILIATION (such as school or town or whatever you choose).

That's all it takes. *RUN* the program and it will sort the names and byes. You will then be asked to press 'R' for regular print (80 characters per line) or 'S' for small (132 characters per line). If for some reason you do not like the arrangement, you can run the program again for a new sort, or you have the option of reprinting the same sheet, say, for the other coaches in the room.

Keep in mind, this program only does the pairing. It does not do any steps beyond that. It assumes you will fill in the following lines of the brackets as they proceed by hand. In any case, you have a very neat sheet to work with, done much more quickly than you could possibly do by hand.

After printing all your sheets, you also have the option of printing labels or names on score sheets that you may have already prepared. (This is helpful if your line printer uses single sheets as well as tractor feed paper.) The printing is designed to fit tractor feed labels set two to a sheet. If you misprint a label, you can either reprint it or go on to the

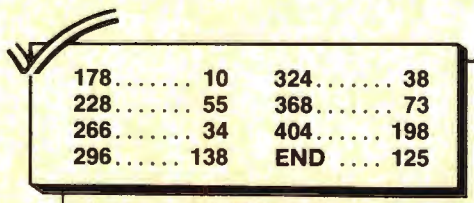
next set of names. They will be paired left to right as they should be, such as position one with 16, two with 15, and so on.

There! All the hard work is done. Now you can get down to work on the competition.

I will let you in on a little secret. This program can also work on a Radio Shack Model 100 portable computer. (All you have to do is change *PRINT#* 2, to *LPRINT* and alter the *PRINT@* numbers to match the Model 100 screen. You may also need to change the random number generator. For some reason I had to on mine although the Model 100 handbook did not seem to indicate that this was necessary.) In fact, I usually use my pairing program with a Model 100 which I am starting to like as much as the CoCo. If you haven't tried the Model 100, give it a try. It is the perfect companion to the CoCo since with the use of a null modem (which you can make for about \$8) and a terminal program you can dump back and forth between the two machines with the greatest of ease. (I can even use the CoCo disk drive to store my Model 100 programs in this very way, rather than spending another \$800 on the Model 100 disk drive system.)

If you ever need to bracket, these programs will do it for you. As I mentioned earlier, if you need the 32-position bracket, drop me a line and a SASE for details. I also have the free-style bracket available for wrestling, but since that is too specific in its use, it would not be wise to list it in "The Wishing Well" since so few of you could use it. At least these programs have other uses besides sports.

Next month, watch for something very, very different. I have a really different type of wish to grant which most of you should find very useful.




178..... 10	324..... 38
228..... 55	368..... 73
266..... 34	404..... 198
296..... 138	END 125

Listing 1:

```
10 REM*****  
20 REM* PAIRING PROGRAM FOR *  
30 REM* EIGHT POSITIONS *  
40 REM* BY FRED B. SCERBO *  
50 REM* 149 BARBOUR ST. *
```

```
60 REM* NORTH ADAMS, MA 01247 *  
70 REM* COPYRIGHT (C) 1984 *  
80 REM*****  
90 CLS  
100 PRINT@101,"EIGHT POSITION PA  
IRING"  
110 PRINT:PRINTTAB(15)"BY"  
120 PRINT:PRINTTAB(9)"FRED B. SC  
ERBO"  
130 PRINT:PRINTTAB(7)"COPYRIGHT  
(C) 1984"  
140 PRINT:PRINT" PRESS <ENTER> T  
O BEGIN SORTING"
```

GREAT COCO PRODUCTS



SUPER SCREEN

The Color Computer Supercharger

- A big 52 character by 24 line screen
- 'PRINT @' is fully implemented on the big screen
- Easily combine text with Hi-res graphics
- Auto-key repeat for greater keyboard convenience
- The 'ON ERROR GOTO' statement is fully implemented
- Control codes for additional function

Super Screen comes with complete, well detailed instructions and is available on cassette or disc. It adjusts automatically to any 16K or greater, Extended or Disc basic Color Computer or TDP-100 and uses only 2K of memory in addition to the screen memory reserved during power up. Guaranteed to be the most frequently used program in your software library...once you use it, you won't be without it!

Hot CoCo, Jan. '84 "Super Screen represents a quality utility program that fills a definite need for the serious CoCo user. No other programs on the market so far have offered the error-trapping utility of Super Screen."

Color Computer Magazine, May '84 "Super Screen is a worthy addition to anyone's software library. It has become my most used utility and has made programming in BASIC on the Color Computer a joy..."

Cassette \$29.95

Disc \$32.95

NEW!

EASY-FILE Data Management System

- Need a good mailing list or customer list program? How about a program to keep track of your investments, your computer magazines, or record collection? Do you have an inventory of all household items for insurance purposes? **EASY-FILE** will do all of these things and many more.
- **EASY-FILE** makes data managing a breeze with single key menu selections, extensive error handling procedures, a demonstration data file and a detailed, easy to understand instruction manual.
- **EASY-FILE** is powerful too. It automatically enhances your monitor screen to a full upper and lower case 51 character by 24 line display. **EASY-FILE** allows up to 30 data fields and provides password file protection, selectable numeric totalling, and complete data searching and editing capabilities. You can quickly enter, locate, review and modify data records, and even transfer records from one file to another.
- Sorting? You bet! **EASY-FILE** allows you to sort up to 5 levels of data and allows you to define upper and lower limits as well. You can sort in many different ways and save the results in individual index files. These index files may be used later to determine what will appear on your printed reports.
- Reports are easily prepared with **EASY-FILE** because it offers so many automatic features. There is no need to generate complex report forms. With **EASY-FILE** you simply select from a list of options to determine what your report and header will look like. There are countless variations. **EASY-FILE** takes care of tab stops and field spacing automatically. Prepare horizontal reports (80 or 132 columns), vertical reports or labels! Save your favorite report formats right in a data file so they may be used whenever you need them.
- The **EASY-FILE** master disc and instructions are packaged in an attractive 3-ring binder. Requires 32K and at least one disc drive.

Order yours now! Get organized for only \$59.95!

NEW! UNIVERSAL VIDEO DRIVER

Carefully engineered to work with **ALL** Color Computer models, including the new **COCO II**
ENABLES YOUR COCO TO OPERATE WITH A VIDEO MONITOR INSTEAD OF A TELEVISION

- Works with Monochrome Monitors!
- Works with Color Monitors!
- Audio Connection Included!
- Easy Installation—No Soldering!
- Great Price! **ONLY \$29.95**

ORDER ENTRY SYSTEM

Rainbow, Feb. '84 "If you are looking for a program to keep track of your sales and print invoices, then this one will take care of those needs quite well...A good program that would serve the invoicing needs of a small company quite nicely."

The Mark Data Products sales order processing system provides a fast, efficient means to enter orders, print shipping papers and invoices, prepare sales reports, and monitor receivables. The system automatically enhances the monitor screen to a 51 character by 24 line display. 32K of memory is required along with an 80-column printer and one or more disc drives.

The MDP Order Entry System is a family of programs which operate interactively by means of a "menu" selection scheme. Up to 900 products may be defined and a single disc system can hold over 600 transactions. When the operator selects a task to be performed, the computer loads a program designed to handle that task from the system disc. The system disc contains all of the programs required to create, update and maintain data files and prepare the necessary paperwork including shipping and invoice forms, daily sales reports, a monthly (or other period) sales report and a receivables report.

This order entry software equals or exceeds higher priced packages for other computers and includes a detailed operating manual. **ONLY \$99.95**

SUPER PRO KEYBOARD



ONLY \$64.95*

- Original key layout
- Fast, easy installation—no soldering
- Individually boxed with full instructions
- Smooth "Touch Typist" feel—no sagging
- U.S. made—high quality, quad gold contacts
- Professional, low profile, finished appearance

* Computers produced after approximately October 1982 require an additional keyboard plug adapter. Please add \$4.95.

ACCOUNTING SYSTEM

Rainbow, May '84 "Considering what it can do to organize a small business, it is quite a value."

Hot CoCo, June '84 "...a serious, professional accounting program and well worth its price. The programs are complete and simple to use."

The Mark Data Products Accounting System is ideal for the small businessman needing a fast, efficient means to process income and expenses, prepare detailed reports and maintain most of the information required at tax time. The system is a family of programs which operate by means of a "menu" selection scheme. When the operator selects a task to perform, the computer loads a program designed to handle that task from the system disc. The system disc contains all of the programs required to create, update and maintain data files and prepare the necessary accounting reports including a transaction journal, a P & L or income report, an interim or trial balance and a balance sheet.

Up to 255 separate accounts may be defined and a single disc system can hold over 1,400 transactions. This system automatically enhances the monitor screen to a 51 character by 24 line display. 32K of memory is required along with an 80-column printer and one or more disc drives.

This accounting software equals or exceeds higher priced packages for other computers and includes a detailed operating manual. **ONLY \$99.95**

FREE - Send for our NEW 24 page catalog!



Mark Data Products

24001 ALICIA PKWY., NO. 207 • MISSION VIEJO, CA 92691 • (714) 768-1551

SHIPPING: All orders under \$100 please add \$2 regular, \$5 air. All orders over \$100 please add 2% regular, 5% air. California residents please add 6% sales tax. Orders outside the continental U.S., check with us for shipping amount; please remit U.S. funds. Software authors—contact us for exciting program marketing details. We accept MasterCard and VISA. Distributed in Canada by Kelly Software.

\$\$ SAVE MONEY ON YOUR \$\$ CASSETTE & DISC SUPPLIES

CASSETTES

We buy cassettes and discs in large quantities for our own use and can pass the savings on to you.

C-10 Cassettes w/labels .59 ea 10 for \$5.50
Cassette storage box .25 ea 10 for 2.00

5 1/4 DISCS

High quality nationally advertised brand. *Guaranteed Performance!* We will replace any disc that fails during normal use. Discs are single sided, double density, reinforced hub with Tyvek sleeve. \$2.25 each 10 for \$19.95

ROMS

Basic 1.2 \$39.95
Extended 1.1 w/manual 69.95
Disc 1.1 39.95

NEED MORE MEMORY?


64K Memory Expansion Kit

All parts and complete instructions (For 'E' and 'F' boards and CoCo II)
\$59.95

COCO DISC DRIVES

COMPLETE SYSTEMS INCLUDE:

- Hi-Quality Teac Thin Line Drives
- Attractive, Beige Dual Drive Cabinet/Power Supply
- Fill Panel for Single Drive Disc Systems
- Radio Shack or J & M Controller
- Cable and Operating Manual
- Full 90 Day Warranty



Single Drive (SSDD) in Dual Cabinet w/Controller 389.95
Additional Drive 129.95
Two Drives (SSDD) in Dual Cabinet w/Controller 499.95
Single Drive (DSDD) in Dual Cabinet w/Controller 469.95
Additional Drive 209.95
Two Drives (DSDD) in Dual Cabinet w/Controller 669.95
Dual Cabinet/Power Supply 79.95
Disc Controller (Radio Shack or J & M) 139.95
Connecting Cable 24.95
Radio Shack DOS ROM 1.1 39.95

VIP SOFTWARE

We carry the most asked for softlaw products for your convenience.

VIP Writer \$89.95
VIP Terminal 49.95
VIP Calc 69.95

NEW! SUPER BUG



Mark Data Products **SUPER BUG** is a powerful, relocatable machine code monitor program for your CoCo. If you are a beginner, the program and documentation are an indispensable training aid, helping you to gain a better understanding of your Color Computer and machine code programming. If you are an accomplished computerist, **SUPER BUG**'s capabilities, versatility and convenience will prove invaluable during programming and debugging.

SUPER BUG offers so many outstanding features that we are unable to list them all in this limited space, but here are a few: hex and alpha numeric memory display, modify, search, and test; full printer support with baud rate and line feed select; up to 220 breakpoints; mini object code disassembler; 64K mode setup; decimal, hex and ascii code conversion routines and extensive documentation.

Tape \$29.95

Disc \$32.95

INFORMATIVE BOOKS


"Your Color Computer" by Doug Mosher

Over 300 pages of detailed information...an indispensable introduction to your Color Computer, complete with diagrams, photographs, and a BASIC thesaurus and command reference section. A CoCo encyclopedia. \$16.95

"Programming the 6809" by Rodney Zaks

One of the best machine language texts available — required reference material. This book explains how to program the 6809 in machine language, covering all aspects progressively and systematically. \$15.95

QUALITY VIDEO MONITORS



SAKATA COLOR SC-100 - \$289.95

The SC-100 is a streamlined 13" composite monitor which produces sharp, brilliant colors. The cabinet is made of durable styrene and is available in an attractive off-white color. Includes audio with speaker and earphone jack. We highly recommend this color monitor because of its excellent performance and beautiful styling.




TAXAN AMBER SCREEN - \$139.95

A 12" amber screen composite monitor of the highest quality with exceptional reliability and performance. 18 MHz bandwidth. Attractive off-white cabinet. We use this monitor in our offices.

SPECIAL: Order one of these quality monitors from MDP and get our Universal Video Driver for just \$24.95!

SUPER NEW GAMES!



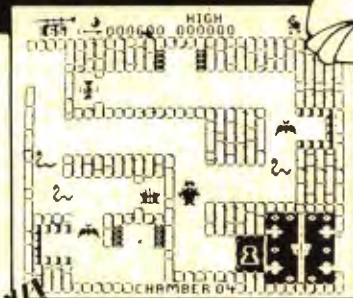
NEW!

TIME FIGHTER

Pilot your MD-64 fighter through a hazardous time tunnel. Your mission is to destroy the dreaded Time Guardian who threatens the natural order of the universe. In order to reach this menace you must fight aerial dangers from strange and different time zones. If you like fast action, this one's for you! 16K required.

Rainbow, March '84 "One of the best in your library of computer games. It's a real gem."

CASSETTE
\$24.95
DISC
\$27.95



NEW!

TUT'S TOMB

Explore the ancient, mystical tomb of the great Pharaoh. Find the magical keys which lead you to unbelievable treasures as you out-manuever the creatures that slither and swarm about you. Super fast arcade action—this one will knock your socks off with 16 screens of incredible color and sound. Fabulous! 32K required.

Hot CoCo, April '84 "State of the art CoCo graphics. A first rate game."

CASSETTE
\$24.95
DISC
\$27.95

Mark Data Products

SHIPPING: All orders under \$100 please add \$2 regular, \$5 air. All orders over \$100 please add 2% regular, 5% air. California residents please add 6% sales tax. Orders outside the continental U.S., check with us for shipping amount; please remit U.S. funds. Software authors—contact us for exciting program marketing details. We accept MasterCard and VISA. Distributed in Canada by Kelly Software.

```

150 X$=INKEY$:RS=RND(-TIMER):IFX
$=CHR$(13)THEN160ELSE150
160 REM START SORT
170 CLEAR1000
172 BYE$=CHR$(95)+CHR$(95)+"BYE"
+CHR$(95)+CHR$(95)
174 CLS:PRINT@128,STRING$(32,"*")
):PRINTTAB(8)"NOW SORTING NAMES"
:PRINT:PRINTSTRING$(32,"*")
176 DIM TB(8,2),BB(8,2),PL$(16),
SC$(16),PR$(16),PF$(16),SB(16):L
L$=CHR$(95)
178 FORI=1TO4:READ TB(I,1):NEXT
180 DATA 1,8,5,4
182 FORI=1TO4:READ BB(I,1):NEXT
184 DATA 3,6,7,2
186 READ NW,CF,DV$,W$:NB=8-NW
188 FOR I=1TOCF:READ PL$(I),SC$(
I):NEXT:MU=NW-CF:IF MU=0 THEN196
ELSE FORI=1TO MU
190 FT=RND(MU):IF SB(FT+CF)=1 TH
EN 190
192 SB(FT+CF)=1:READ PL$(FT+CF),
SC$(FT+CF):NEXTI
194 FORI=1TO NW:NEXT
196 FORI=1 TO CF
198 FOR Y=1TO4


```

```

200 IF TB(Y,1)=I THEN TB(Y,2)=2
202 IF BB(Y,1)=I THEN BB(Y,2)=2
204 NEXTY,I
206 U=1:IF NB=0 THEN 246
208 FOR I=1 TO NB
210 K=RND(4)
212 IF U=0 THEN 228
214 IF TB(K,2)=>1 THEN 210
216 WW=INT(K/2):WW=WW*2:IF K-WW=
1 THEN 222
218 IF TB(K-1,2)=1 THEN 210
220 GOTO224
222 IF TB(K+1,2)=1 THEN 210
224 TB(K,2)=1
226 U=0:GOTO242
228 IF BB(K,2)=>1 THEN 210
230 WW=INT(K/2):WW=WW*2:IF K-WW=
1 THEN 236
232 IF BB(K-1,2)=1 THEN 210
234 GOTO238
236 IF BB(K+1,2)=1 THEN 210
238 BB(K,2)=1
240 U=1:GOTO242
242 NEXT I
244 Q=CF+1
246 FOR I=1 TO 4
248 IF TB(I,2)=2 THEN PR$(TB(I,1
))=PL$(TB(I,1)):PF$(TB(I,1))=SC$
(TB(I,1))
250 IF TB(I,2)=1 THEN PR$(TB(I,1
))="..BYE..":PF$(TB(I,1))=""
252 IF TB(I,2)=0 THEN PR$(TB(I,1
))=PL$(Q):PF$(TB(I,1))=SC$(Q):Q=
Q+1
254 NEXT I
256 FOR I=1 TO 4
258 IF BB(I,2)=2 THEN PR$(BB(I,1
))=PL$(BB(I,1)):PF$(BB(I,1))=SC$
(BB(I,1))
260 IF BB(I,2)=1 THEN PR$(BB(I,1
))="..BYE..":PF$(BB(I,1))=""
262 IF BB(I,2)=0 THEN PR$(BB(I,1
))=PL$(Q):PF$(BB(I,1))=SC$(Q):Q=
Q+1
264 NEXT I:GOTO270
266 FORI=1TO8:PRINT#-2,I,PR$(TB(
I,1)):NEXTI
268 FORI=1TO8:PRINT#-2,I+8,PR$(B
B(I,1)):NEXTI
270 FORI=1TO4:IF PR$(I)="..BYE..
"THENSS$(I)=PR$(9-I)ELSEIF PR$(9
-I)="..BYE.." THENSS$(I)=PR$(I)EL
SESS$(I)=""
272 NEXT
274 CLS:PRINT@128,STRING$(32,"*")
):PRINT:PRINT"PRESS <R>EGULAR OR
<S>MALL PRINT":PRINT:PRINTSTRIN
G$(32,"*")

```

YORK 10[®] CASSETTES



**COMPUTER GRADE
• DATA TRAC •
BLANK CASSETTES**

C-05, C-06, C-10, C-12, C-20, C-24, C-32

From the leading supplier of Computer Cassettes, new, longer length C-12's (6 minutes per side) provide the extra few feet needed for some 16K programs.

- BASF-LHD (DPS) world standard tape.
- Premium 5 screw shell with leader.
- Internationally acclaimed. Thousands of repeat users.
- Error Free • Money back guarantee.

Call: 818/700-0330
FOR IMMEDIATE DELIVERY
on Credit Card Orders.

BUY THE BEST. AT FACTORY-DIRECT PRICES

* 500 C-12's or C-10's — 30¢ each
w/labels, 500 4g • Shipping \$17.500
500 Boxes 13g ea. • Shipping \$10.500
(Free Caddy offer does not apply)

TRACTOR FEED • DIE-CUT
BLANK CASSETTE LABELS
WHITE: \$3.00/100 \$20.00/1000
COLORED LABELS • Pastels
Red, Blue, Green, Yellow, Lavender
\$4.00/100 \$30.00/1000

CASSETTE STORAGE CADDY
Holds 12 cassettes \$2.95
w/10 boxes
Includes edge labels
and index card

FREE
1 CADDY WITH EVERY
4 BOX. CASSETTES PURCHASED
(does not apply to 500 quantity offer)

ORDER NOW... MAIL TO -
YORK 10 9525 Vassar Ave. #R1
 Chatsworth, CA 91311

ITEM	1 DOZEN	2 DOZEN	TOTAL
C-05	<input type="checkbox"/> 7.00	<input type="checkbox"/> 13.00	
C-06	<input type="checkbox"/> 7.00	<input type="checkbox"/> 13.00	
C-10	<input type="checkbox"/> 7.50	<input type="checkbox"/> 14.00	
C-12	<input type="checkbox"/> 7.50	<input type="checkbox"/> 14.00	
C-20	<input type="checkbox"/> 8.75	<input type="checkbox"/> 16.50	
C-24	<input type="checkbox"/> 9.00	<input type="checkbox"/> 17.00	
C-32	<input type="checkbox"/> 11.00	<input type="checkbox"/> 21.00	
Hard Box	<input type="checkbox"/> 2.50	<input type="checkbox"/> 4.00	
Whit Labels	<input type="checkbox"/> 3.00/100	<input type="checkbox"/> 20.00/1000	
Color Labels	<input type="checkbox"/> 4.00/100	<input type="checkbox"/> 30.00/1000	
Color			
Storage Caddy @ 2.95 ea. Qty			
	SUB TOTAL		
Call residents add sales tax			
Shipping/handling			3.50
Outside 48 Continental States — Additional \$1 per caddy, per doz. cassettes or boxes			
	TOTAL		

Each cassette includes 2 labels only. Boxes sold separately. In Continental U.S. shipment by U.P.S. If Parcel Post preferred, check here.

Check or M.O. enclosed Send Quantity Discounts
 Charge to credit card: VISA MASTERCARD

Card No. _____ Exp. _____
 Name _____
 Address _____
 City _____ State/Zip _____
 Signature _____ Phone _____

#R1
Ask about our DUPLICATING SERVICE


```

276 X$=INKEY$:IFX$="S"THEN278ELS
EIFX$="R"THEN284ELSE276
278 X=4:L$=STRING$(20,95):SP$=ST
RING$(20,32):V$=CHR$(124):ES$=ST
RING$(41,32):Q=4:HJ=8:PRINT#-2,C
HR$(29):FL$=STRING$(24,95)
280 FR$=" (FIRST PLACE)":PP=20:H
S$=STRING$(10,3):HL$=L$:A=1:B=12
:C=32:D=53:E=74:F=95:G=118
282 GOTO288
284 X=4:L$=STRING$(16,95):SP$=ST
RING$(16,32):V$=CHR$(124):ES$=ST
RING$(33,32):Q=0:HJ=0:FL$=STRING
$(8,95):FR$=" (FIRST)"
286 PRINT#-2,CHR$(30):PP=16:HS$=
STRING$(8,32):HL$=STRING$(8,95):
A=1:B=4:C=20:D=37:E=54:F=63:G=74
288 IF FP=1THEN292
290 FORI=1TO8:QP=LEN(PR$(I)):PR$
(I)=PR$(I)+STRING$(PP-QP,95):NEX
TI
292 REM START PRINTING
294 PRINT#-2,TAB(X+26+Q*3)DV$ -
"W$:PRINT#-2," ":PRINT#-2," 1.
"TAB(B)PR$(1)TAB(E+3+HJ*2)"1ST"
L$
296 PRINT#-2,TAB(C)V$ "SS$(1)
298 PRINT#-2,TAB(C)V$L$TAB(E+3+H
J*2)"2ND"L$
300 PRINT#-2," 8. "TAB(B)PR$(8)V
$TAB(D)V$
302 PRINT#-2,TAB(D)V$TAB(E+3+HJ*
2)"3RD"L$
304 PRINT#-2,TAB(D-1)"X"V$L$
306 PRINT#-2," 5. "TAB(B)PR$(5)T
AB(D)V$TAB(E)V$TAB(E+3+HJ*2)"4TH
"L$
308 PRINT#-2,TAB(C)V$ "SS$(4)TA
B(D)V$TAB(E)V$
310 PRINT#-2,TAB(C)V$L$V$TAB(E)V
$TAB(E+3+HJ*2)"5TH"L$
312 PRINT#-2," 4. "TAB(B)PR$(4)T
AB(C)V$TAB(E)V$
314 PRINT#-2,TAB(E)V$
316 PRINT#-2,TAB(E)V$
318 PRINT#-2," 3. "TAB(B)PR$(3)T
AB(E)V$HL$
320 PRINT#-2,TAB(C)V$ "SS$(3)TA
B(E)V$ "FR$
322 PRINT#-2,TAB(C)V$L$TAB(E)V$
324 PRINT#-2," 6. "TAB(B)PR$(6)V$
TAB(D)V$TAB(E)V$
326 PRINT#-2,TAB(D)V$TAB(E)V$
328 PRINT#-2,TAB(D-1)"Y"V$L$V$
330 PRINT#-2," 7. "TAB(B)PR$(7)T
AB(D)V$
332 PRINT#-2,TAB(C)V$ "SS$(2)TA
B(D)V$

```

```

334 PRINT#-2,TAB(C)V$L$V$
336 PRINT#-2," 2. "TAB(B)PR$(2)V
$
338 PRINT#-2," "
340 PRINT#-2," "
342 IFX$="S"THEN344ELSEIFX$="R"
HEN346ELSE342
344 L$=STRING$(20,95):SP$=STRING
$(20,32):V$=CHR$(124):ES$=STRING
$(41,32):Z=8:Q=4:HJ=8:PRINT#-2,C
HR$(29):FL$=STRING$(13,95):FR$="
(THIRD PLACE)":GOTO348
346 L$=STRING$(12,95):SP$=STRING
$(12,32):V$=CHR$(124):ES$=STRING
$(25,32):Q=0:HJ=-8:FL$=STRING$(9
,95):FR$=" (THIRD)":Z=0:PRINT#-2
,CHR$(30)
348 REM CONS.BRACKET
350 PRINT#-2,TAB(X+26+Q*3)"CONSO
LATION BRACKET":PRINT#-2," "
352 PRINT#-2," "
354 PRINT#-2,TAB(X)L$
356 PRINT#-2,TAB(X)SP$V$
358 PRINT#-2,TAB(X)SP$V$L$
360 PRINT#-2,TAB(X)L$V$SP$V$L$
362 PRINT#-2,TAB(X+25+Q*2+Z)V$SP
$V$

```

YORK 10 DISKETTES

BRAND NAME QUALITY
"DOUBLE DENSITY"
AT DISCOUNT PRICES!

"Plain Wrap"
\$159*
ea.

• Certified 100% Error-free •
5 YEAR WARRANTY





BASF \$219*
qualimetric *5 1/4" SSDD, Soft sector, price per disk, 100 pak.



Dysan \$269*



**TRACTOR FEED
DISKETTE LABELS**
1 7/8 x 5"

2¢ EACH
1000 QUANT.



FLIP "N" FILE "15"
for 5 1/4" Diskettes
"25," \$21.95 "50," \$31.95

Call: 818/700-0330 FOR IMMEDIATE DELIVERY on Credit Card Orders.

ORDER NOW... MAIL TO -
YORK 10 9525 Vassar Ave. #R1
Chatsworth, CA 91311

ORDER FORM

PLEASE INDICATE QUANTITIES DESIRED				
SIZE	Plain Wrap	BASF	Dysan	TOTAL
5 1/4" SSDD	to 17.00 to 119.00	to 24.00 to 219.00	to 29.00 to 259.00	
5 1/4" DSD	to 20.70 to 182.00	to 33.00 to 298.00	to 41.00 to 363.00	
5 1/4" DS90	to 47.90 to 421.00	to 52.50 to 461.00	to 56.70 to 514.00	
8" SSDD	to 39.00 to 274.00	to 46.00 to 339.00	to 41.30 to 363.00	
8" DSD				

DISKETTE LABELS: \$3.00/100 \$20.00/1,000

FLIP "N" FILE 5 1/4" "15," \$7.95 qty.

"25," \$21.95 qty. "50," \$31.95 qty.

SUB TOTAL

Car. rec'd. and sales tax

Shipping/handling (any quantity) 3.50

Outside 48 Continental States, Additional \$1 per 10 pak. per file

TOTAL

All Diskettes are soft sector'd, unformatted. #R1
In Continental U.S., shipments by U.P.S.
If Parcel Post preferred, check here

Check or M.O. enclosed Send Quantity Discounts
Charge to credit card: VISA MASTERCARD

Card No. _____ Exp. _____

Name _____

Address _____

City _____ State/Zip _____

Signature _____ Phone _____

```

364 PRINT#-2,TAB(X+Z) "      LOSER
Y "L$V$SP$V$
366 PRINT#-2,TAB(X)ES$" "SP$V$L$
LL$
368 PRINT#-2,TAB(X)L$SP$" "SP$V
$" (THIRD)"
370 PRINT#-2,TAB(X)SP$V$TAB(34+X
+HJ)SP$V$
372 PRINT#-2,TAB(X)SP$V$L$SP$" "
V$
374 PRINT#-2,TAB(X)L$V$SP$V$L$V$
376 PRINT#-2,TAB(X+25+Q*2+Z)V$
378 PRINT#-2,TAB(X+Z) "      LOSER
X "L$V$
380 CLS0:PRINT@224," PRESS <ENTE
R> FOR BOUT SHEETS." :PRINT" PRES
S <A> FOR ANOTHER BRACKET."
382 X$=INKEY$:IFX$=CHR$(13) THEN3
84ELSEIFX$="A" THEN274ELSE382
384 SN=1:FORQ=1TO4
386 BP$(1)=PR$(Q):BP$(2)=PR$(9-Q
)
388 FR$(1)=PF$(Q):FR$(2)=PF$(9-Q
)
390 R=Q:U=9-Q
392 GOSUB400
394 GOSUB400

```

```

396 NEXTQ
398 GOTO380
400 CLS0:PRINT@256," (R)EPEAT CO
PY OR (N)EXT SHEET ?";
402 FOR QJ=1TO4:PRINT#-2," ":NEX
TQJ
404 X$=INKEY$:IFX$="R" THENGOSUB4
08 ELSE IFX$="N" THEN RETURN ELSE
404
406 GOTO400
408 PRINT#-2,CHR$(30);TAB(10)"CO
LOR"STRING$(15,95)TAB(53)"COLOR"
STRING$(15,95)
410 PRINT#-2,TAB(2);:PRINT#-2,US
ING"###.";R+VJ;:PRINT#-2,TAB(45)
;:PRINT#-2,USING"###.";U+VJ
412 PRINT#-2,TAB(10)"NAME: ";BP$
(1);TAB(53);BP$(2)
414 PRINT#-2,"DRAW NO. FROM: "F
R$(1);TAB(43)"DRAW NO. FROM: "F
R$(2)
416 FOR RP=1TO2:PRINT#-2,"SESSIO
N: "SN;" CAT: ";W$;TAB(43);:NEXT
RP
418 RETURN
990 REM FIRST NUMBER IS TOTAL #
OF PARTICIPANTS - SECOND NUMBER
IS THE NUMBER RANKED
1000 DATA 6,3
1005 REM ENTER GROUP,CATEGORY
1010 DATA JUNIORS,ASSORTED
1015 REM ENTER NAME,AFFILIATION
1020 DATA ANDY POTVIN,DRURY
1030 DATA DAVID LANQUE,MT.EVERET
1040 DATA DAN TROMBLEY,DRURY
1050 DATA KEVIN TASSONE,DRURY
1060 DATA SEAN HOHMAN,MT.EVERET
1070 DATA MIKE BEAUDRY,DRURY

```

BASIC COMPILER

Create Machine Language Programs from Basic Programs

That's right, with this powerful integer Compiler, called INTBASIC, one can translate Basic programs to Machine Language. Those who do not want to learn Assembly Language can use this utility program to create those fast machine language programs every ambitious programmer dreams of creating. Even fully compitant Assembly Language programmers will find INTBASIC a very valuable utility. INTBASIC was designed specifically to produce efficient 6809 machine code by utilizing the powerful instruction set available.

INTBASIC, developed by WASATCHWARE, features all standard Basic command words including two-dimensional arrays, multiple commands per line and strings. In addition, INTBASIC offers commands that are not available with Color or Extended Color Basic. All 64k of RAM can be used for program storage and/or variable storage, and all 32k of ROM can be accessed within the m.l. program. Compiled programs can be called from a Basic program, thus making interfacing easy.

INTBASIC has many features that some of the lower priced Basic Compilers can't offer. Here are just some of them:

- No Disk system is required, although it can run from disk
- Extended Color Basic is NOT required
- Enables the full 64k of RAM to be used
- 16k machines can run INTBASIC

In addition, INTBASIC is written in Machine language, not Basic. This means that compile times are very short. How short? INTBASIC can compile a 10 thousand byte Machine Language program in as little as 30 seconds!

Some other reasons to buy INTBASIC

- By converting Basic programs to machine language, program execution times are decreased by a factor of 50!
- Machine Language programs can perform many things that a Basic program cannot do. Unlimited possibilities exist when using machine language.
- Variable storage is efficiently allocated, and therefore large arrays may be used. For example, the integer array A(30000) is allowable on 64k machines.
- More than one program can reside in memory at once. As opposed to Basic which only allows one program at a time in the computer.
- System utility software can be easily developed using INTBASIC.
- Machine language programs that take pages and pages of Assembly Language source to create, can be created with less than a page of a comparable Basic source, when compiled with INTBASIC.
- Versions for 16,32 and 64k computers are all included for the same low price.

DON'T HESITATE...BUY INTBASIC TODAY!

Versions for the Color Computer II are available. Please specify computer type (I or II).

TAPE- \$39.95

Utah res. add 5% tax.

Add \$3.00 Shipping & Handling
Checks or Money Orders (No C.O.D.)



WASATCHWARE
7350 Nutree Drive
Salt Lake City, Utah
84121
Call (801) 943-6263

174.....	49	364.....	62
220.....	30	398.....	218
262.....	139	430.....	20
296.....	97	490.....	184
324.....	64	END	182

Listing 2:

```

10 REM*****
20 REM* PAIRING PROGRAM FOR *
30 REM* SIXTEEN POSITIONS *
40 REM* BY FRED B. SCERBO *
50 REM* 149 BARBOUR ST. *
60 REM* NORTH ADAMS, MA 01247 *
70 REM* COPYRIGHT (C) 1984 *
80 REM*****
82 REM
84 REM THIS PROGRAM USES 8 1/2 X
11 INCH PAPER
86 REM IF USING 8 1/2 X 14 PAPER
SEE LINE 296 & DELETE IT

```

```

90 CLS
100 PRINT@100,"SIXTEEN POSITION
PAIRING"
110 PRINT:PRINTTAB(15)"BY"
120 PRINT:PRINTTAB(9)"FRED B. SC
ERBO"
130 PRINT:PRINTTAB(7)"COPYRIGHT
(C) 1984"
140 PRINT:PRINT" PRESS <ENTER> T
O BEGIN SORTING"
150 X%=INKEY$:RS=RND(-TIMER):IFX
%=CHR$(13)THEN160ELSE150
160 REM START SORT
170 CLEAR1000
172 BYE%=CHR$(95)+CHR$(95)+"BYE"
+CHR$(95)+CHR$(95)
174 CLS:PRINT@128,STRING$(32,"*")
:PRINTTAB(8)"NOW SORTING NAMES"
:PRINT:PRINTSTRING$(32,"*")
176 DIM TB(8,2),BB(8,2),PL$(16),
SC$(16),PR$(16),PF$(16),SB(16):L
L%=CHR$(95)
178 FORI=1TO8:READ TB(I,1):NEXT
180 DATA 1,16,8,9,5,12,13,4
182 FORI=1TO8:READ BB(I,1):NEXT
184 DATA 3,14,6,11,7,10,15,2
186 READ NW,CF,DV$,W$:NB=16-NW
188 FOR I=1TOCF:READ PL$(I),SC$(
I):NEXT:MU=NW-CF:IF MU=0 THEN196
ELSE FORI=1TO MU
190 FT=RND(MU):IF SB(FT+CF)=1 TH
EN 190
192 SB(FT+CF)=1:READ PL$(FT+CF),
SC$(FT+CF):NEXTI
194 FORI=1TO NW:NEXT
196 FORI=1 TO CF
198 FOR Y=1TO8
200 IF TB(Y,1)=I THEN TB(Y,2)=2
202 IF BB(Y,1)=I THEN BB(Y,2)=2
204 NEXTY,I
206 U=1:IF NB=0 THEN 246
208 FOR I=1 TO NB
210 K=RND(8)
212 IF U=0 THEN 228
214 IF TB(K,2)=>1 THEN 210
216 WW=INT(K/2):WW=WW*2:IF K-WW=
1 THEN 222
218 IF TB(K-1,2)=1 THEN 210
220 GOTO224
222 IF TB(K+1,2)=1 THEN 210
224 TB(K,2)=1
226 U=0:GOTO242
228 IF BB(K,2)=>1 THEN 210
230 WW=INT(K/2):WW=WW*2:IF K-WW=
1 THEN 236
232 IF BB(K-1,2)=1 THEN 210
234 GOTO238
236 IF BB(K+1,2)=1 THEN 210

```

```

238 BB(K,2)=1
240 U=1:GOTO242
242 NEXT I
244 Q=CF+1
246 FOR I=1 TO 8
248 IF TB(I,2)=2 THEN PR$(TB(I,1
))=PL$(TB(I,1)):PF$(TB(I,1))=SC$(
TB(I,1))
250 IF TB(I,2)=1 THEN PR$(TB(I,1
))=BYE$:PF$(TB(I,1))=""
252 IF TB(I,2)=0 THEN PR$(TB(I,1
))=PL$(Q):PF$(TB(I,1))=SC$(Q):Q=
Q+1
254 NEXT I
256 FOR I=1 TO 8
258 IF BB(I,2)=2 THEN PR$(BB(I,1
))=PL$(BB(I,1)):PF$(BB(I,1))=SC$(
BB(I,1))
260 IF BB(I,2)=1 THEN PR$(BB(I,1
))=BYE$:PF$(BB(I,1))=""
262 IF BB(I,2)=0 THEN PR$(BB(I,1
))=PL$(Q):PF$(BB(I,1))=SC$(Q):Q=
Q+1
264 NEXT I:GOTO270
270 FORI=1TO8:IF PR$(I)=BYE$ THE
NSS$(I)=PR$(17-I)ELSEIF PR$(17-I
)=BYE$ THENNSS$(I)=PR$(I)ELSESS$(

```

THE SOFT SHOP

"For all your personal computer needs"

64K Ram Chip Set	\$ 55.95
Super Pro Keyboard Kit	65.95
Prowriter Printer (8510A)	365.95
Drive #0	359.95

-- ARCADE ACTION --

	TAPE	DISK
Zaxxon (Datasoft).....(32K)	29.95	32.95
Pooyan (Datasoft).....(32K)	27.95	30.95
CU*BER (Tom Mix).....(32K)	26.95	29.95
Color Outhouse (Computer Shack)(32K)	26.95	29.95
Calixto Island (Mark Data).....(32K)	23.95	26.95

* SUMMER SPECIAL * FREE SHIPPING ON ANY GAME *

** For the serious Coco user **

	TAPE	DISK
Basic09 (Req. OS-9).....(64K)	--	89.95
Dynastar/Dynaform (Req. OS-9).....(64K)	--	95.99
VIP Writer (Softlaw Corp.).....(32K)	**	55.95
VIP Terminal (Softlaw Corp.).....(16K)	**	45.95
VIP CALC (Softlaw Corp.).....(32K)	**	55.95

**Tape Version Included **

Call or write for a catalog
Call our BBS on-line from 10 p.m. to 7 a.m. EDT!
Phone (803) 288-0613

Terms: Money Orders and Personal checks welcome (Please allow an additional 2 weeks for personal checks).

Shipping: \$3.00 for Software, 3% for Hardware.

C.O.D.: Please add \$3.00, Blue label add \$3.00 - S.C. residents add 4% sales tax.

Handling: Handling Charges will be added to orders outside the continental U.S.

VISA and MASTERCARD ACCEPTED.

THE SOFT SHOP

P.O. Box 878 Mauldin, S.C. 29662
10 a.m. (803) 297-1067 8 p.m.

```

I)=" "
272 NEXT
278 CLS:PRINT@128,STRING$(32,"*")
):PRINT:PRINT"PRESS <R>EGULAR OR
<S>MALL PRINT":PRINT:PRINTSTRIN
G$(32,"*")
280 X$=INKEY$:IFX$="S"THEN282ELS
EIFX$="R"THEN288ELSE280
282 X=4:L$=STRING$(20,95):SP$=ST
RING$(20,32):V$=CHR$(124):ES$=ST
RING$(41,32):Q=4:HJ=8:PRINT#-2,C
HR$(29):FL$=STRING$(24,95):FR$="
(FIRST PLACE)":PP=20:HS$=STRING
$(10,32):HL$=L$
284 A=1:B=12:C=32:D=53:E=74:F=95
:G=118
286 GOTO292
288 X=4:L$=STRING$(16,95):SP$=ST
RING$(16,32):V$=CHR$(124):ES$=ST
RING$(33,32):Q=0:HJ=0:FL$=STRING
$(8,95):FR$="(FIRST)":PRINT#-2,C
HR$(30):PP=16:HS$=STRING$(8,32):
HL$=STRING$(8,95)
290 A=1:B=4:C=20:D=37:E=54:F=63:
G=74
292 IF FP=1THEN296
294 FORI=1TO16:QP=LEN(PR$(I)):PR

```

```

$(I)=PR$(I)+STRING$(PP-QP,95):NE
XTI
296 PRINT#-2,CHR$(27)CHR$(56):
REM DELETE THIS LINE IF YOUR
LINEPRINTER DOES NOT CONDENSE
PRINT VERTICALLY - THEN YOU MUST
USE 8 1/2 X 14 INCH PAPER
298 PRINT#-2,TAB(X+26+Q*3)DV$ -
"W$:PRINT#-2," ":PRINT#-2," 1.
"TAB(B)PR$(1)TAB(E+3+HJ*2)"1ST "
L$
300 PRINT#-2,TAB(C)V$ "SS$(1)
302 PRINT#-2,TAB(C)V$L$TAB(E+3+H
J*2)"2ND "L$
304 PRINT#-2,"16. "TAB(B)PR$(16)
V$TAB(D)V$
306 PRINT#-2,TAB(D)V$TAB(E+3+HJ*
2)"3RD "L$
308 PRINT#-2,TAB(D-1)"A"V$L$
310 PRINT#-2," 8. "TAB(B)PR$(8)T
AB(D)V$TAB(E)V$TAB(E+3+HJ*2)"4TH
"L$
312 PRINT#-2,TAB(C)V$ "SS$(8)TA
B(D)V$TAB(E)V$
314 PRINT#-2,TAB(C)V$L$V$TAB(E)V
$TAB(E+3+HJ*2)"5TH "L$
316 PRINT#-2," 9. "TAB(B)PR$(9)T
AB(C)V$TAB(E)V$
318 PRINT#-2,TAB(E)V$
320 PRINT#-2,TAB(E)V$
322 PRINT#-2," 5. "TAB(B)PR$(5)T
AB(E-1)"E"V$HL$
324 PRINT#-2,TAB(C)V$ "SS$(5)TA
B(E)V$TAB(F)V$
326 PRINT#-2,TAB(C)V$L$TAB(E)V$T
AB(F)V$
328 PRINT#-2,"12. "TAB(B)PR$(12)V
$TAB(D)V$TAB(E)V$TAB(F)V$
330 PRINT#-2,TAB(D)V$TAB(E)V$TAB
(F)V$
332 PRINT#-2,TAB(D-1)"B"V$L$V$TA
B(F)V$
334 PRINT#-2,"13. "TAB(B)PR$(13)
TAB(D)V$TAB(F)V$
336 PRINT#-2,TAB(C)V$ "SS$(4)TA
B(D)V$TAB(F)V$
338 PRINT#-2,TAB(C)V$L$V$TAB(F)V
$
340 PRINT#-2," 4. "TAB(B)PR$(4)V
$TAB(F)V$
342 PRINT#-2,TAB(F)V$HL$CHR$(95)
CHR$(95)CHR$(95)CHR$(95)
344 PRINT#-2,TAB(F)V$ "(FIRST PL
ACE)"
346 PRINT#-2,TAB(F)V$
348 PRINT#-2," 3. "TAB(B)PR$(3)T
AB(F)V$
350 PRINT#-2,TAB(C)V$ "SS$(3)TA

```

PROFESSIONAL and EDUCATIONAL

SOFTWARE for the COLOR COMPUTER

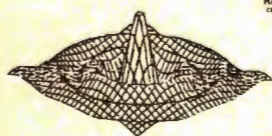
from ANKIA RESEARCH



PROFESSIONAL 3-D PLOTTER

Plots any function or a data set

\$24.95



SPECTRUM ANALYZER

Machine Language FAST Fourier Transform \$24.95

MATHEMATICS (16 K ECB)

MATRIX MATH (Inverse, Determinant)	\$12.05
EQUATION EVALUATOR (Polynomials, Linear Sets)	\$12.05
FUNCTION FINDER (Interpolation, Regression)	\$12.05
CALCULUS (Differentiation, Integration)	\$12.05

EDUCATIONAL SIMULATIONS

STRATEGY POLITICS	\$16.05
STRATEGY INVESTING	\$16.05
IMAGE PROCESSING	\$16.05
STRATEGY FOOTBALL	\$16.05
STRATEGY BOXING	\$12.05

Write for FREE CATALOG

All programs 32K ECB unless specified

Send CHECK or MONEY ORDER (US\$)

SPECIFY Program Name & DISK or TAPE

Add \$2.00 Shipping / Handling

Florida Residents add 5% Sales Tax




**ANKIA
RESEARCH**

901-19 INDIANTOWN RD.
SUITE R
JUPITER, FL 33458

B(F)V\$
 352 PRINT#-2, TAB(C)V\$L\$TAB(F)V\$
 354 PRINT#-2, "14. "TAB(B)PR\$(14)
 V\$TAB(D)V\$TAB(F)V\$
 356 PRINT#-2, TAB(D)V\$TAB(F)V\$
 358 PRINT#-2, TAB(D-1)"C"V\$L\$TAB(
 F)V\$
 360 PRINT#-2, " 6. "TAB(B)PR\$(6)T
 AB(D)V\$TAB(E)V\$TAB(F)V\$
 362 PRINT#-2, TAB(C)V\$" "SS\$(6)TA
 B(D)V\$TAB(E)V\$TAB(F)V\$
 364 PRINT#-2, TAB(C)V\$L\$V\$TAB(E)V
 \$TAB(F)V\$
 366 PRINT#-2, "11. "TAB(B)PR\$(11)
 TAB(C)V\$TAB(E)V\$TAB(F)V\$
 368 PRINT#-2, TAB(E-1)"F"V\$HL\$TAB
 (F)V\$
 370 PRINT#-2, TAB(E)V\$
 372 PRINT#-2, " 7. "TAB(B)PR\$(7)T
 AB(E)V\$
 374 PRINT#-2, TAB(C)V\$" "SS\$(7)TA
 B(E)V\$
 376 PRINT#-2, TAB(C)V\$L\$TAB(E)V\$
 378 PRINT#-2, "10. "TAB(B)PR\$(10)
 V\$TAB(D)V\$TAB(E)V\$
 380 PRINT#-2, TAB(D)V\$TAB(E)V\$
 382 PRINT#-2, TAB(D-1)"D"V\$L\$V\$

384 PRINT#-2, "15. "TAB(B)PR\$(15)
 TAB(D)V\$
 386 PRINT#-2, TAB(C)V\$" "SS\$(2)TA
 B(D)V\$
 388 PRINT#-2, TAB(C)V\$L\$V\$
 390 PRINT#-2, " 2. "TAB(B)PR\$(2)T
 AB(C)V\$
 392 PRINT#-2, " "
 394 IFX\$="S"THEN396ELSEIFX\$="R"T
 HEN398ELSE394
 396 L\$=STRING\$(20,95):SP\$=STRING
 \$(20,32):V\$=CHR\$(124):ES\$=STRING
 \$(41,32):Z=8:Q=4:HJ=8:PRINT#-2,C
 HR\$(29):FL\$=STRING\$(13,95):FR\$=" "
 (THIRD PLACE)":GOTO400
 398 L\$=STRING\$(12,95):SP\$=STRING
 \$(12,32):V\$=CHR\$(124):ES\$=STRING
 \$(25,32):Q=0:HJ=-8:FL\$=STRING\$(9
 ,95):FR\$=" (THIRD)":Z=0:PRINT#-2
 ,CHR\$(30)
 400 REM CONS.BRACKET
 402 PRINT#-2, TAB(X+26+Q*3)"CONSO
 LATION BRACKET":PRINT#-2, " "
 404 PRINT#-2, TAB(43+X+Q*6)"LOSER
 G "L\$
 406 PRINT#-2, TAB(X)L\$TAB(43+X+Q*
 6)" " "SP\$V\$

TRS-80 COMPUTER DISCOUNTS



COLOR COMPUTERS

26-3026 16k color II	110.00
26-3027 16k ext color II	139.95
26-3127 64k color comp	199.95
26-3029 1st disk drive	289.95
26-3023 2nd disk drive	229.95

PRINTERS

26-1271 DMP-110	299.95
26-1254 DMP-200	510.00
26-1255 DMP-120	395.00
26-1257 DWP-210	500.00

MODEL 4 and 100's

26-1067 mod 4 16k	699.95
26-1068 mod 4 64k 1 dr.	900.00
26-1069 mod 4 64k 2dr.	1020.00
26-1080 mod 4 p	1020.00
26-3801 mod 100 8k	589.00
26-3802 mod 100 24k	720.00

**We Carry the Complete Line of TRS-80
 Computer Products at Discount Prices**
CALL FOR A FREE PRICE LIST 800-257-5556
IN N.J. CALL 609-769-0551

WOODSTOWN ELECTRONICS

Rt. 40 E. WOODSTOWN, N.J. 08098

408 PRINT#-2, TAB(X) SP\$V\$TAB(43+X
+Q*6) " SP\$V\$L\$
410 PRINT#-2, TAB(X) SP\$V\$L\$TAB(43
+X+Q*6) " SP\$V\$" (FIFTH)"
412 PRINT#-2, TAB(X)L\$V\$SP\$V\$L\$TA
B(43+X+Q*6)"LOSER H "L\$V\$
414 PRINT#-2, TAB(X+25+Q*2+Z)V\$SP
\$V\$
416 PRINT#-2, TAB(X+Z)" LOSER
D "L\$V\$SP\$V\$
418 PRINT#-2, TAB(X)ES\$" "SP\$V\$L\$
LL\$
420 PRINT#-2, TAB(X)L\$SP\$" "SP\$V
\$SP\$" "V\$
422 PRINT#-2, TAB(X) SP\$V\$TAB(34+X
+HJ)SP\$V\$SP\$"G"V\$L\$
424 PRINT#-2, TAB(X) SP\$V\$L\$SP\$" "
V\$SP\$" "V\$SP\$V\$
426 PRINT#-2, TAB(X)L\$V\$SP\$V\$L\$V\$
SP\$" "V\$SP\$V\$
428 PRINT#-2, TAB(X+25+Q*2+Z)V\$ES
\$" "V\$SP\$V\$
430 PRINT#-2, TAB(X+Z)" LOSER
C "L\$V\$STRING\$(Z, 32)" LOSER
E "L\$LL\$V\$SP\$V\$
432 PRINT#-2, TAB(X+12+Q*2)" "ES\$
SP\$" "SP\$V\$

434 PRINT#-2, TAB(X)ES\$SP\$SP\$"
"SP\$V\$
436 PRINT#-2, TAB(X)L\$SP\$" "SP\$"
"SP\$SP\$V\$FL\$
438 PRINT#-2, TAB(X) SP\$V\$TAB(X+34
+HJ)SP\$" "SP\$SP\$V\$FR\$
440 PRINT#-2, TAB(X) SP\$V\$L\$SP\$" "
"SP\$SP\$V\$
442 PRINT#-2, TAB(X)L\$V\$SP\$V\$SP\$"
"SP\$SP\$V\$
444 PRINT#-2, TAB(X)ES\$V\$L\$" "SP\$
SP\$" "V\$
446 PRINT#-2, TAB(X+Z)" LOSER
B "L\$V\$SP\$V\$SP\$SP\$" "V\$
448 PRINT#-2, TAB(X)ES\$" "SP\$V\$L\$
LL\$SP\$" "V\$
450 PRINT#-2, TAB(X)L\$SP\$" "SP\$V
\$SP\$" "V\$SP\$V\$
452 PRINT#-2, TAB(X) SP\$V\$TAB(X+33
+HJ)" "SP\$V\$SP\$"H"V\$L\$V\$
454 PRINT#-2, TAB(X) SP\$V\$L\$SP\$" "
V\$SP\$" "V\$
456 PRINT#-2, TAB(X)L\$V\$SP\$V\$L\$V\$
SP\$" "V\$
458 PRINT#-2, TAB(X+33+HJ)V\$ES\$"
"V\$
460 PRINT#-2, TAB(X+Z)" LOSER

CY-BURNET-ICS

Specialist in educational software for your CoCo. Developed by educators to be teacher and student friendly. Special features include AUTO RUN, MENU DRIVEN, TALKING AND NON TALKING VERSIONS, and REWARDS. All programs are 16K Extended BASIC unless otherwise noted.

ADDITION

Preschool - 5th
8 Levels
(C) \$29.95 (D) \$32.95

MULTIPLICATION

2nd grade - H.S.
6 Levels
(C) \$15.95 (D) \$18.95

BEAT-THE-COMPUTER MULTIPLICATION

3rd grade - ADULT
Timed game vs. computer
while practicing multiplication.
(C) \$15.95 (D) \$18.95

BEFORE/BETWEEN/AFTER NUMBER DRILL

Preschool - 5th
(RAINBOW Review May '84)
(C) \$29.95 (D) \$32.95

NUMBER READINESS

Preschool - 1st
Matching numbers with
graphic display.
32K Extended Basic.
(C) \$24.95 (D) \$27.95

ALPHABET*

Preschool - 1st
(RAINBOW Review Dec. '83)
6 Levels
(C) \$29.95 (D) \$32.95*

CLOCK ARITHMETIC*

7 Levels
Kindergarten - 3rd
(RAINBOW Review Feb. '84)
32K Extended Basic.
(C) \$29.95 (D) \$32.95

SUBTRACTION

Kindergarten - 5th
13 Levels
32K Extended Basic
(C) \$29.95 (D) \$32.95

WIZARD!

Readable, elegant new
character set for your
Telewriter-64* word processor.
Crisp, calligraphic-style
characters with **true lower-
case descenders** install
quickly in any CoCo system.
(C) \$16.95

*Telewriter-64 is a trademark of Cognitac

PRIMARY NUMBER SKILLS

Preschool - 2nd
11 Levels
32K Extended Basic
(C) \$29.95 (D) \$32.95

NUMBER/COLOR WORD*

Preschool - 2nd
8 Levels
32K Extended Basic
(C) \$29.95 (D) \$32.95

COLOR MAILBAG

Creates mailing list and
address labels.
(C) \$29.95 (D) \$32.95

SINGLE DRIVE DISK BACKUP

Copy a complete disk in
3 passes or fewer.
64K Disk Basic (D) \$32.95

"THE VOICE"

Make our programs talk by
purchasing "THE VOICE"
hardware speech synthesizer.
Just plug into your ROM port
and you're ready.

"THE VOICE" \$79.95 (cass. or disk)

Connect your Disk Drives
and "THE VOICE" with Y CABLE.
Y CABLE \$29.95

*Please add \$5.00 for talking
version of program. Both
voice and non-voice versions
provided with each talking
program you order.

See you at
RAINBOWFEST/Princeton!

Send self-addressed, stamped envelope for free catalog.
Board of Education requisitions honored.
Dealer inquiries invited.

Add \$1.50 per program shipping and handling;
Tennessee residents add 7% sales tax.

Mail check or money order to:

CY-BURNET-ICS
5705 Chesswood Drive, Knoxville, TN 37912
Phone 615-688-4865

```

A "L$V$STRING$(Z,32)" LOSER
F "L$LL$V$;FP=1
462 CLS@:PRINT@224," PRESS <ENTE
R> FOR BOUT SHEETS.":PRINT" PRES
S <A> FOR ANOTHER BRACKET."
464 X$=INKEY$: IFX$=CHR$(13) THEN4
66ELSE IFX$="A" THEN278ELSE464
466 SN=1:FORQ=1TO8
468 BP$(1)=PR$(Q):BP$(2)=PR$(17-
Q)
470 FR$(1)=PF$(Q):FR$(2)=PF$(17-
Q)
472 R=Q:U=17-Q
474 GOSUB490
476 GOSUB482
478 NEXTQ
480 GOTO462
482 CLS@:PRINT@256," (R)EPEAT CO
PY OR (N)EXT SHEET ?";
484 FOR QJ=1TO4:PRINT#-2," ":NEX
TQJ
486 X$=INKEY$: IFX$="R" THENGOSUB4
90 ELSE IFX$="N" THEN RETURN ELSE
486
488 GOTO482
490 PRINT#-2,CHR$(30);TAB(10)"CO
LOR"STRING$(15,95)TAB(53)"COLOR"
STRING$(15,95)
492 PRINT#-2,TAB(2);:PRINT#-2,US
ING"###. ";R+VJ;:PRINT#-2,TAB(45)
;:PRINT#-2,USING"###. ";U+VJ
494 PRINT#-2,TAB(10)"NAME: ";BP$
(1);TAB(53);BP$(2)
496 PRINT#-2,"DRAW NO. FROM: "F
R$(1);TAB(43)"DRAW NO. FROM: "F
R$(2)
498 FOR RP=1TO2:PRINT#-2,"SESSIO
N: "SN;" CAT: ";W$;TAB(43);:NEXT
RP
500 RETURN
990 REM FIRST NUMBER IS TOTAL #
OF PARTICIPANTS - SECOND NUMBER
IS THE NUMBER RANKED
1000 DATA 11,4
1005 REM ENTER GROUP,CATEGORY
1010 DATA JUNIORS,ASSORTED
1015 REM ENTER NAME,AFFILIATION
1020 DATA ANDY POTVIN,DRURY
1030 DATA DAVID LANOUE,MT.EVERET
1040 DATA DAN TROMBLEY,DRURY
1050 DATA KEVIN TASSONE,DRURY
1060 DATA SEAN HOHMAN,MT.EVERET
1070 DATA MIKE BEAUDRY,DRURY
1080 DATA KURT DIGRIGOLI,MON.MT.
1090 DATA GORDY SOULE,MON.MT
1100 DATA STEVE POTVIN,DRURY
1110 DATA DAVE LUPIANI,MT.EVERET
1120 DATA MATT LAMERE,DRURY

```



OWLS NEST SOFTWARE

' WE GIVE A HOOT '

NEW TALKING ADVENTURE!

Can you imagine playing an adventure that talks? Well, our popular ADVENTURE STARTER comes in a talking version that is designed to operate with the Colorware Real Talker® - AND - at no increase in price! With Adventure Starter you can learn to play those adventures the painless way. Adventure Starter consists of two separate and complete adventures. The first called "MY HOUSE" is a simple adventure with help available if you need it. The second adventure called "PIRATES" is a hard adventure but some help is available. When you finish your adventure duo you will be ready for the real toughies. We also include hints and tips on adventuring in general. Adventure Starter requires 16K EXT and comes on cassette. Please specify version on your order.
TALKING ADVENTURE STARTER OR STANDARD
ADVENTURE STARTER - \$17.95 POSTPAID.

FILE CABINET - Data Management System

With FILE CABINET you can create and maintain records on anything you choose. Recipes, coupons, household inventory, financial records - you name it. You create records containing up to five fields you define. You can search, sort, modify, delete, save on tape and display on the screen or send to the printer. The program is user friendly and user proof. Error trapping and prompting are extensive. A comparable program would cost you much more. Cassette 16K EXT - Postpaid \$19.95



LABELIII (Reviewed in Nov. 83 Rainbow)

With LABELIII you can develop and maintain a mailing list. Display on screen or printer. Print lists or labels in your choice of 1, 2, or 3 wide. Supports 3 or 4 line addresses with phone optional. Fast machine language sort on last name, first name, or zip code.
Cassette 16K EXT - Postpaid \$19.95



ESPIONAGE ISLAND (Reviewed in June 84 Rainbow)

You have been dropped off on a deserted island by a submarine. You must recover a top secret microfilm and signal the sub to pick you up. Problems abound in this 32K text adventure.



32K EXT POSTPAID DISK \$20.95 - TAPE \$17.95

\$100.00 FREE SOFTWARE

We are looking for the shortest solution to BASHAN! We want to find the shortest solution to BASHAN and are offering \$100.00 in free software to the person who sends us the solution taking the least number of turns. Entries must be postmarked not later than October 30, 1984. All submissions must contain the number of turns, your name, address and phone, and your step by step route. We will award duplicate prizes in the event of ties so if you find the shortest route you must be a winner. All awards and copies of the shortest route will be mailed by November 30th, 1984. If you enjoy adventures this is your chance to get \$100.00 in free software and have fun doing it.

KINGDOM OF BASHAN

Our most involved adventure to date. Bashan has a large vocabulary and some unique problems to solve. You must enter Bashan (not easy) collect the ten treasures of the kingdom while staying alive (even harder) and then return to the starting point with the treasures (even harder). If you can get the maximum 200 points in this you are an expert!

32K EXT POSTPAID DISK \$20.95 - TAPE \$17.95

*C.O.D. orders please add \$1.50

*No delay for personal checks

IN A HURRY? CALL OUR HOOT LINE: (615) 238-9458



OWLS NEST SOFTWARE

P.O. BOX 579, OOLTEWAH, TN 37363



The Rainbow's Second Annual SIMULATION CONTEST

The Rainbow's second Simulation Contest concluded September 1 and our judges are now busily reviewing the entries. Our contestants will have a chance to share their Simulation worldwide; not only will the top winners be published in THE RAINBOW, but the top two dozen, or so, will be included in a special Simulation book, as well. And, just look at the prizes provided by these generous companies:

K-BASIC Language Compiler for OS-9 and five DOs (Shell command language for OS-9) altogether valued at \$544	Lloyd I/O
Gift certificate for \$400 in merchandise	Microware Systems Corp.
Complete package of <i>Elite•Word</i> , <i>Elite•Spell</i> , <i>Elite•Calc</i> and <i>Elite•File</i> , valued at \$224.35	Elite Software
<i>Database/Mailer 64</i> , <i>LetterWriter 64</i> , <i>File Manager 64</i> , <i>F-Con 64</i> , <i>DIR</i> , retail value \$169.80	EVS Engineering
Complete data communications package — a TDP Modem 1, <i>VIP Terminal</i> software, serial interface cable and "May Phone" (one-piece telephone), retail value \$150	DSL Computer Products, Inc.
Styleograph Word Processing Center, \$120	Great Plains Computer Company, Inc.
Gift certificate for \$100 in merchandise	Computerware
Gift certificate for \$100 in merchandise	Prickly-Pear Software
TDP Modem 1, a \$100 value	The Rainbow
Two-program package — <i>C-Compiler</i> , <i>Relocatable Macro Assembler</i> , retail value \$99.90	Duggers Growing Systems
Two-program package — <i>EDT</i> , <i>The Chief Inspector</i> , retail value \$95.90	Sonburst Software
Two-program package — <i>Musica II</i> , <i>Stereo Pak</i> , \$79.90	Speech Systems
Super Pro keyboard, \$64.95	Mark Data Products
Three-program package — <i>Script</i> , <i>Stomp</i> , <i>Skeet</i> , \$63.75	Cancoco Software
Three-program gift package worth \$60	E.D.C. Industries
<i>Telewriter 64</i> , \$49.95 tape or \$59.95 disk	Cognitec
Three-program package — <i>Oki Dump 16K</i> , <i>Megamunk</i> , <i>Color Designer</i> , \$57.75	Color Connection Software
Gift certificate for \$50 in merchandise	Petrocci Freelance Associates
<i>Space Frame Analysis</i> program, \$50	Kage Engineering
<i>Gra!plot</i> program worth \$45	Hawkes Research Services
<i>INTBASIC</i> program, \$39.95	Wasatchware
CoCo Cooler (choice of standard or CoCo 2), \$39.95	Rem Industries, Inc.
VT-8306PL 3-Port serial switch with pilot light, \$35	Vidtron
<i>Speak Up!</i> software voice synthesizer, \$29.95	Classical Computing, Inc.
Dozen C-12 Data Trac blank cassettes, box 10 plain wrap, single-sided, double-density diskettes, \$25	York 10
Gift certificate worth \$25	Sugar Software
Three-program package — <i>XPNDRI</i> , <i>Super Guide</i> , Application Notes, \$23.90	Robotic Micro Systems
Color Computer Article Index, \$19.95	CoCoIndex
Adventure generator valued at \$19.95	Softech
Two stuffed dragons, \$15	Dymax
<i>Disk Memo Minder</i> program, \$9.95	Merrick & Co.
To be announced	Metro Electronics
To be announced	Syntactics

While winning contestants in the just-concluded contest will have the opportunity to be in our *second* Simulation book, look for the *first Rainbow Book Of Simulations* and its companion *Rainbow Simulation Tape* being published later this fall. The book features two dozen prize-winning Simulations from last year's contest and both it and the tape will soon be available directly from THE RAINBOW and through selected distributors.

E x p a n d i n g

LITTLE E'S Powers

By H. Allen Curtis

Little E was first presented in the April '84 RAINBOW. It gave much-needed editing powers to the MC-10 and the CoCo with Color BASIC, and also gave the CoCo with Extended Color BASIC cursor controlled editing facilities.

Little E will presently be endowed with vastly greater powers:

- 1) It will be used for the direct entry of new lines of BASIC, as well as for editing.
- 2) After the completion of typing a new line or editing an old one, the next line will be displayed for you to type or edit.
- 3) The cursor will be allowed upward movement. When the down arrow reaches its downward limit, it will move to a position three spaces

(H. Allen Curtis resides in Williamsburg, Va. He is interested in 17th and 18th century history and enjoys biking through the colonial capital. He balances past and present with his computer work.)

from the top leftmost portion of the screen.

- 4) Whether typing or editing a line on the MC-10, you will be able to type commands with a single keystroke when the CONTROL key is depressed.
- 5) Little E will be the foundation of a rudimentary word processor which can even be used with a 4K CoCo or MC-10.

Upgraded versions of Little E for the CoCo and the MC-10 are presented in Listings 1 and 2, respectively. Each of the programs of Listings 1 and 2 generates a machine language program that will be stored in high RAM. *Rainbow Check Plus* is also stored in the high RAM area. Running the program of Listing 1 or 2 will overwrite *Rainbow Check Plus*; therefore, do not run the new Little E until you have typed it correctly in its entirety. Upon completing the typing correctly, save the new Little E on tape or disk before running it.

The new Little E, like its predecessor, allows the BASIC interpreter of your computer to recognize the *e* command. The *e* command has the same format as before, but has greater capabilities. The right, left and down arrows still control cursor movement. Now, however, upward movement can be achieved with the down arrow. Deletion and insertion are accomplished in the same manner as they were formerly: Use the *L. DEL.* key on the MC-10 and the CoCo's CLEAR key for deletion. Use *Shift @* for insertion on either computer.

To discover the new capabilities of the *e* command try the following examples:

Example 1: Run the new Little E. After a few seconds a question will be printed on the screen. The question is concerned with Little E's word processing facilities which will be explained in Example 3. Therefore, type N in response to the question. Then type *e60* and press ENTER. Remember, to put the computer in the lowercase mode you

must type 0 with the shift key depressed. Entry to the *e* command returns the computer to the uppercase mode. Line 60 of the BASIC part of *Little E* will be displayed. Note that the cursor is at the end of the displayed line. Press ENTER and Line 70 will replace 60 on the screen. Continue pressing ENTER until you reach Line 110. Type at the end of Line 110 the following: `:REM EXAMPLE1` and press ENTER. Then press BREAK to return to BASIC. Next, `LIST 60-110` to see that Lines 60 through 100 have not changed but that Line 110 has, indeed, been altered.

Pressing ENTER not only causes an edited line to be included in the BASIC program, but also brings the next line to the screen for possible editing. Pressing the BREAK key provides an exit from the *e* command without changing the original composition of a line.

As was the case for the former *e* command, the position of the cursor when ENTER is pressed determines the end of the BASIC line added to the program.

Example 2: `LIST` the entire BASIC program now residing in your computer. Notice that there is no Line 800. Then type `e800` and press ENTER. Formerly, the *e* command would not accept an unlisted line number. Type `STOP :REMEX2` and press ENTER. Unlisted Line 810 is now ready for similar entry. However, press BREAK and then `LIST 800-` to verify that you have added Line 800 to the program.

Pressing ENTER causes a new line to be added to a current BASIC program and the advance to the next line for typing or editing. The next line displayed always has a number 10 greater than the one just ENTERed.

Example 3: Rerun *Little E*. This time answer the question in the affirmative by typing Y. This answer prompts another question. Respond to that question by typing the number 32. Then use *NEW* to erase the BASIC program. Employing the *e* command, type the following three lines:

```
10 L$(0)="
20 L$(1)="
30 L$(2)="
```

MC-10 users will encounter a peculiarity: Line 10 of the erased program will be displayed. Just move the cursor next to the line number and type the new line. Lines 20 and 30 will then be initially blank as you would expect. Whether you have a MC-10 or CoCo, press

BREAK when you reach Line 40. Type `e10`, press ENTER and type the following sentence: This illustrates one of *Little E*'s word processing features: wrap around.

When Line 10 is displayed, you will have to switch your computer to the lowercase mode to type the sentence. When you finish the sentence, press ENTER and then BREAK. Remember to switch back to the uppercase mode. `LISTing` should reveal that the three lines are now:

```
10 L$(0)="This illustrates one of
LITTLE
20 L$(1)="E's WORD PROCESS
ING features:
30 L$(2)="WRAP-AROUND.
```

You should have noticed the automatic transition from one line to another

"To gain additional familiarity with Little E make up your own examples testing cursor movement, character deletion and character insertion."

when you completed typing 32 characters on a line. Also, if the final word of the line was incomplete, that word was deleted from the line and inserted at the beginning of the next line. Wrap-around is the name given to this word processing feature of the new *Little E*.

It should be pointed out that the character line length is measured from the entry cursor position. Therefore, when you change an established line by means of the *e* command, you must not expect automatic wrap-around to occur.

To gain additional familiarity with *Little E* make up your own examples testing cursor movement, character deletion and character insertion. In the case of the MC-10 verify that *Little E* now allows CONTROL key command typing.

Example 3 is indicative of how *Little E* can be utilized in word processing. Lines 10 through 30 are characteristic of

lines forming a skeleton program which you must employ in conjunction with *Little E* for word processing. Listing 3 shows a typical skeleton program for the CoCo. Replacing each `PRINT#-2` in Line 620 with `LPRINT` yields a typical MC-10 skeleton program.

When you give body to the skeleton by using *Little E* to type 28 strings `L$(I)`, the program will then print a full, double-spaced page on your printer.

Depending on the size of your computer's RAM, you may wish to add features to the skeleton program. For instance, you may want to double the number of strings, `L$(I)`, for a full, single-spaced page. You may wish to add a routine to display the page or part thereof on the video screen.

The word processor consisting of the skeleton and *Little E* has the following properties:

- 1) Line length can be specified.
- 2) There is cursor controlled entry of lines.
- 3) There is line-to-line wrap-around which is sufficiently fast for touch typists.
- 4) Lines can be readily changed or replaced through editing.
- 5) Editing can be used to move lines by merely changing the I values in the pertinent strings `L$(I)`.
- 6) Each page can be saved on tape or disk by `CSAVEing` or `SAVEing`, respectively, the filled in skeleton.
- 7) Each saved page can be loaded from tape or disk by `CLOADing` or `LOADing`, respectively.
- 8) Learning to use it is easy.

As you can see, *Little E*'s word processor, though rudimentary, is rather powerful.

New *Little E*, like its predecessor, is relocatable. So new *Little E* and *Rainbow Check Plus* can be used together in the typing BASIC programs in the RAINBOW when the following changes are made: Replace Lines 10 and 30 of Listing 1 with:

```
10 CLS:X=256*PEEK(116)-244
30 X=256*PEEK(116)-243
```

Similarly, replace Lines 10 and 30 of Listing 2 with:

```
10 CLS:X=256*PEEK(16976)-401
30 X=256*PEEK(16976)-400
```

When using *Rainbow Check Plus* and *Little E* together, always load and run the former before loading and running the latter.

HARD DISK for the CO CO

5 meg \$1295

10 meg \$1595

----- COMPLETE SYSTEM ----- JUST PLUG IN -----

HARD DISK - OPERATING SYSTEM features

- FULLY INTEGRATED INTO COLOR DISK BASIC
- TAPE TO HARD DISK
- DISK TO HARD DISK
- HARD DISK TO TAPE
- HARD DISK TO DISK
- D U P L I C A T E
- C O L D S T A R T
- M - R U N
- ALL EXTENDED DISK BASIC COMMANDS



without hard drive ... operating system only
INTERFACE CARD & H-DOS \$425.00


PERIPHERAL H-DOS UTILITY PACK \$129.00
 BOOT STRAPS OS-9 OR FLEX, MDIR (master directory)

128 K - RAM CARD

INCREASE YOUR 64 K Co-Co OR Co-Co II TO 128 K RAM

- FITS COMPLETELY INSIDE YOUR COMPUTER.
- SWITCHES TWO NEW 32 K BANKS OF RAM IN AND OUT OF MEMORY.
- BANKS CAN BE MAPPED IN THE UPPER HALF OR LOWER HALF, OR CAN ALSO BE A SECOND COMPLETE 64 K BANK.
- SWITCH TABLES INCLUDED.
- SIMPLE INSTALLATION AND DOCUMENTATION.
- A MUST FOR OS-9 USERS.
- COMPLETE WITH 8 (4164) RAM CHIPS.
- PAL CHIP HANDLES ALL BANKING COMMANDS.

\$149.95



DISK DRIVES **CoCo**

for the


TANDON DISK DRIVES

40 track - 6 ms trk-trk
FULLY COMPATIBLE

TEAC DISK DRIVES

FD-55series

- * 5 models of 5-1/4" floppy disk drives
- * 1/2 the height of conventional drives
- * Choice of capacity from 125 Kbytes to 1.6 Mbytes
- * New TEAC LSIs reduce power consumption, increase reliability
- * Brushless DC direct drive motor
- * High-speed data access



Super Sale on New Disk Drives

Distributor for - SOFTWARE SUPPORT, INC. Framingham, MA.

MODEL III & 4 DISK CONTROLLER KIT

- AVAILABLE FOR FULL HIGHT OR SLIM LINE DRIVES
- EASY INSTALLATION
- FULLY TESTED AND ASSEMBLED
- COMPLETE WITH EASY INSTRUCTIONS
- J & M SYSTEMS CONTROLLER



USA

RGS MICRO INC.
 MAIN STREET
 DERBY LINE, VERMONT
 ZIP 05830
 TEL: 802-873-3386
 ORDER LINE 800-361-4970

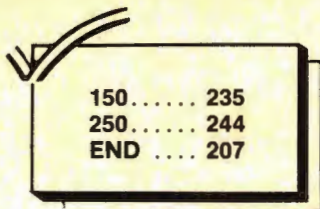
RGS MICRO INC.

CANADA

RGS MICRO INC.
 759, VICTORIA SQUARE 405
 MONTRÉAL H2Y 2J3
 TEL: (514) 287-1563
 ORDER LINE ONLY ***
 QUÉBEC - ONTARIO - MARITIMES
 800-361-5338
 WESTERN CANADA 800-361-5155

TERMS: VISA - MASTER CARD - AMERICAN EXPRESS

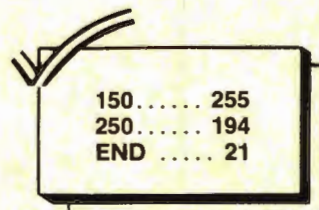
HOURS: MONDAY - SATURDAY 10:00 AM - 6:00 PM



Listing 1:

```
10 CLS: X=256*PEEK(116)-166
20 CLEAR25, X
30 X=256*PEEK(116)-165
40 FORZ=X TOX+420
50 READY: W=W+Y
60 POKEZ, Y: NEXT
70 IFW<>46159 THEN PRINT "DATA ERRO
R": STOP
80 POKE474, 1
90 PRINT@193, "DO YOU WANT WRAP-A
ROUND? (Y/N) "; : GOSUB300: PRINTK
$: IFK<>"Y" THEN 130
100 PRINT@257, "TYPE A NUMBER BET
WEEN 1 AND 80 TO SPECIFY LINE L
ENGTH. ";
110 GOSUB300: IFASC(K$)=13 THEN 120
ELSE L$=L$+K$: PRINTK$: : IFLEN(L$)<
2 THEN 110
120 L=VAL(L$): IFL>0 AND L<81 THE
NPOKEX+83, L
130 EXECX: END
140 DATA 48, 140, 15, 191, 1, 143, 134
, 126, 183, 1, 142, 48, 140, 28, 191, 1, 1
28, 57, 157, 165, 129, 101, 38, 249, 122
, 1, 26
150 DATA 189, 169, 40, 134, 126, 183,
1, 127, 15, 59, 157, 159, 126, 183, 100,
13, 59, 38, 18, 12, 59, 236, 2, 147, 43
160 DATA 39, 11, 142, 2, 220, 159, 166
, 12, 167, 189, 185, 156, 134, 57, 183, 1
, 127, 142, 4, 254, 166, 130, 129, 96, 39
, 250
170 DATA 48, 1, 51, 137, 0, 252, 255, 1
, 219, 159, 136, 125, 1, 218, 38, 28, 124
, 1, 218, 16, 158, 126, 166, 162, 38, 252
, 111
180 DATA 160, 166, 160, 39, 5, 189, 16
2, 133, 32, 247, 150, 125, 189, 162, 133
, 158, 136, 166, 132, 151, 44, 189, 161,
177, 129, 9, 38, 18, 141, 9
190 DATA 140, 4, 252, 36, 242, 48, 1, 3
2, 199, 158, 136, 150, 44, 167, 132, 57,
129, 12, 38, 13, 158, 136, 140, 4, 253, 3
6, 214
200 DATA 166, 1, 167, 128, 32, 245, 12
9, 10, 38, 17, 141, 226, 140, 4, 221, 36,
5, 48, 136, 32
210 DATA 32, 214, 142, 4, 3, 32, 209, 1
29, 8, 38, 11, 141, 205, 140, 4, 0, 39, 18
```

```
2, 48, 31, 32, 194, 129, 19, 38, 21, 142,
4, 252, 156, 136, 39, 6
220 DATA 166, 130, 167, 1, 32, 246, 15
0, 44, 167, 1, 134, 96, 32, 151, 129, 3, 3
8, 3, 126, 172, 115, 129, 13, 39, 27, 140
, 4, 252, 44, 133
230 DATA 188, 1, 219, 44, 8, 189, 162,
133, 48, 1, 22, 255, 120, 129, 32, 39, 5,
151, 125, 127, 1, 218, 142, 2, 220, 159,
166, 48, 1
240 DATA 206, 4, 0, 166, 192, 43, 12, 1
29, 64, 37, 6, 129, 96, 37, 4, 139, 96, 13
9, 96, 167, 128, 17, 147, 136, 38, 233
250 DATA 111, 132, 125, 1, 218, 38, 10
, 159, 126, 166, 130, 129, 32, 38, 250, 1
11, 132, 157, 159, 189, 175, 103, 158, 4
3, 191
260 DATA 2, 218, 189, 184, 33, 215, 3,
189, 173, 1, 37, 18, 220, 71, 163, 132, 2
11, 27, 221, 27, 238, 132, 55, 2, 167, 12
8, 156
270 DATA 27, 38, 248, 182, 2, 220, 39,
28, 220, 27, 221, 67, 219, 3, 137, 0, 221
, 65, 189, 172, 30, 206, 2, 216, 55, 2, 16
7, 128
280 DATA 156, 69, 38, 248, 158, 65, 15
9, 27, 189, 173, 33, 189, 172, 239, 158,
43, 198, 10, 58, 31, 16, 189, 180, 244
290 DATA 189, 189, 217, 206, 2, 220, 2
23, 166, 166, 128, 167, 192, 38, 250, 22
, 254, 118
300 K$=INKEY$: IFK$="" THEN 300 ELSE
RETURN
```




Listing 2: MC-10

```
10 CLS: X=256*PEEK(16976)-310
20 CLEAR25, X
30 X=256*PEEK(16976)-309
40 FORZ=X TOX+564: READY: W=W+Y: PO
KEZ, Y: NEXT
60 PRINT@193, "DO YOU WANT WRAP-A
ROUND? (Y/N) "; : GOSUB700: PRINTK
$: IFK<>"Y" THEN 110
70 PRINT@257, "TYPE A NUMBER BETW
EEN 1 AND 80 TO SPECIFY LINE LE
NGTH. ";
80 GOSUB700: IFASC(K$)=13 THEN 100
90 L$=L$+K$: PRINTK$: : IFLEN(L$)<2
THEN 80
100 L=VAL(L$): IFL>0 AND L<81 THE
NPOKEX+145, L
110 EXECX: END
120 DATA 198, 12, 58, 255, 66, 152, 13
```

16 K DOS CARD

- PLUGS INTO YOUR J-M DISK CONTROLLER AND ALLOWS YOU TO MAP ON AN EXTRA 8 K E-PROM ABOVE DOS.
- USE YOUR OWN 24 PIN, 8 K DOS AND ONE 2764 E-PROM OR TWO 2764 E-PROMS.
- GREAT FOR UTILITIES OR A MACHINE LANGUAGE MONITOR.
- ON BOARD DE-CODING, ONLY ONE WIRE TO SOLDER. COMPLETE WITH INSTRUCTIONS.



\$19.95

RGS DUAL DOS CARD


WITH SWITCH SELECTOR

DESIGNED TO ACCOMODATE TWO DIFFERENT DOS CHIPS INSIDE YOUR J-M DISK CONTROLLER.

- PIN TO PIN COMPATIBLE WITH RS-DOS AND J-DOS CHIPS.
- THE SWITCH ALLOWS YOU TO HARD SELECT ANY ONE OF THE TWO DOS SYSTEMS OF YOUR CHOICE.
- IN CENTER POSITION, THE SWITCH DISCONNECTS FROM THE DOS AND BRINGS YOU BACK TO BASIC.
- DESIGNED FOR ONE 24 PIN ROM AND A 28 PIN E-PROM OR TWO 28 PIN E-PROM CONFIGURATION.
- EASILY MODIFIED BY CUTTING TWO TRACES ON THE BACK OF THE BOARD.

\$19.95

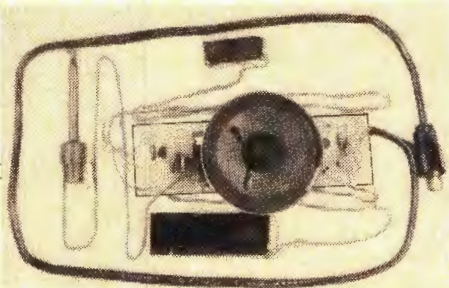
(Board with switch only)



VIDEO PAL

- AUDIO-VIDEO INTERFACE
- MONOCHROME COMPOSITE OUTPUT
- EASY TO INSTALL, FITS UNDER YOUR KEYBOARD
- NO SOLDERING!
- BUILT-IN SPEAKER
- DOES NOT DISABLE YOUR REGULAR T.V. OUTPUT
- FULLY TESTED AND ASSEMBLED
- COMPLETE WITH INSTRUCTIONS.

ALSO AVAILABLE FOR COLOR MONITORS



\$29.95

PROJECT BOARD

A MUST FOR EXPERIMENTS

- UNLIMITED CHIP POSITIONS
- GOLD PLATED EDGE-CARD CONNECTOR
- FITS INTO ANY RS DISK PACK
- HOLES PLATED THROUGH BOTH SIDES
- EASY TO WIRE - WRAP

GREAT TO BUILD YOUR "TURN OF THE SCREW" PROJECTS.



\$19.95
(TWO FOR \$34.95)

USA

RGS MICRO INC.
MAIN STREET
DERBY LINE, VERMONT
ZIP 05830
TEL: 802-873-3386
ORDER LINE 800-361-4970

RGS MICRO INC.

CANADA

RGS MICRO INC.
759, VICTORIA SQUARE 405
MONTRÉAL H2Y 2J3
TEL: (514) 287-1563
ORDER LINE ONLY ***
QUÉBEC - ONTARIO - MARITIMES
800-361-5338
WESTERN CANADA 800-361-5155

TERMS: VISA - MASTER CARD - AMERICAN EXPRESS

HOURS: MONDAY - SATURDAY 10:00 AM - 6:00 PM

```

4, 126, 183, 66, 151, 57, 157, 243, 129,
101, 38, 249, 122
130 DATA 66, 28, 189, 251, 212, 222, 2
44, 189, 231, 168, 157, 235, 189, 230, 1
78, 189, 227, 185
140 DATA 236, 2, 147, 165, 38, 98, 8, 8
, 8, 8, 223, 137, 127, 66, 132, 134, 32, 1
40, 134, 33
150 DATA 222, 137, 132, 127, 189, 249
, 201, 166, 0, 8, 77, 39, 71, 246, 66, 132
, 129, 34, 38, 5, 200
160 DATA 1, 247, 66, 132, 129, 58, 38,
9, 197, 1, 38, 5, 196, 253, 247, 66, 132,
77, 42, 219, 93, 38
170 DATA 216, 129, 133, 38, 2, 202, 2,
129, 131, 38, 2, 202, 4, 247, 66, 132, 12
9, 200, 34, 191
180 DATA 189, 228, 178, 166, 0, 43, 18
6, 8, 189, 249, 201, 32, 246, 254, 66, 12
8, 150, 166
190 DATA 167, 0, 57, 254, 66, 128, 198
, 127, 58, 255, 66, 88, 125, 66, 87, 38, 2
7, 124, 66, 87, 254, 66, 91, 9, 166, 0, 38
200 DATA 251, 8, 166, 0, 39, 5, 189, 24
9, 201, 32, 246, 182, 66, 90, 189, 249, 2
01, 254, 66, 128, 255, 66, 128, 166, 0, 1
51, 166
210 DATA 189, 248, 104, 129, 9, 38, 10
, 141, 188, 140, 64, 127, 36, 242, 8, 32,
232, 129, 21, 38, 15, 254, 66, 128, 140,
64
220 DATA 128, 36, 217, 166, 1, 167, 0,
8, 32, 244, 129, 10, 38, 17, 141, 155, 14
0, 64, 96, 36, 5, 198, 32, 58, 32, 197, 20
6
230 DATA 64, 3, 32, 192, 129, 8, 38, 10
, 141, 134, 140, 64, 0, 39, 188, 9, 32, 17
8, 129, 19, 38, 23, 206, 64, 127, 188
240 DATA 66, 128, 39, 7, 9, 166, 0, 167
, 1, 32, 244, 150, 166, 167, 1, 134, 96, 3
2, 156, 129, 3, 38
250 DATA 3, 126, 226, 113, 129, 13, 39
, 57, 140, 64, 126, 34, 197, 188, 66, 88,
44, 37, 125, 66, 58, 38, 6, 189, 249, 201
, 8, 32, 181, 189, 228
260 DATA 178, 166, 0, 8, 60, 54, 132, 1
27, 222, 137, 189, 251, 30, 223, 137, 50
, 56, 77, 42, 237, 222, 137
270 DATA 32, 155, 129, 32, 39, 6, 183,
66, 90, 127, 66, 87, 206, 66, 177, 223, 2
44, 8, 223, 181, 206, 64, 0, 223, 183, 16
6, 0, 42, 8, 246
280 DATA 66, 130, 196, 112, 27, 32, 12
, 129, 64, 37, 6, 129, 96, 37, 4, 139, 96,
139, 96, 222, 181, 167, 0, 8, 223, 181, 2
22, 183, 8, 188
290 DATA 66, 128, 38, 215, 222, 181, 1
11, 0, 125, 66, 87, 38, 12, 255, 66, 91, 9

```

```

, 166, 0, 129, 32, 38, 249
300 DATA 111, 0, 157, 235, 189, 230, 1
78, 222, 165, 255, 66, 176, 189, 227, 17
, 215, 130, 189, 227, 185, 37, 28, 220, 1
93, 163, 0
310 DATA 211, 149, 221, 149, 7, 54, 15
9, 145, 15, 174, 0, 52, 50, 167, 0, 8, 156
, 149, 38, 248, 158, 145, 50, 6, 182, 66,
178, 39
320 DATA 37, 220, 149, 221, 189, 219,
130, 137, 0, 221, 187, 189, 225, 254, 7,
54, 159, 145, 15, 142, 66, 173, 50, 167,
0, 8, 156, 191
330 DATA 38, 248, 158, 145, 50, 6, 222
, 187, 223, 149, 189, 227, 217, 189, 226
, 243, 220, 165, 195, 0, 10, 189, 236, 22
7, 189
340 DATA 244, 38, 60, 206, 66, 178, 22
3, 244, 223, 181, 56, 166, 0, 8, 60, 222,
181, 167, 0, 8, 77, 38, 241, 56, 254, 66,
152, 110, 9
700 K$=INKEY$: IFK$="" THEN 700
710 RETURN

```

Listing 3:

```

10 DIML$(27)
20 L$(0)="
30 L$(1)="
40 L$(2)="
50 L$(3)="
60 L$(4)="
70 L$(5)="
80 L$(6)="
90 L$(7)="
100 L$(8)="
110 L$(9)="
120 L$(10)="
130 L$(11)="
140 L$(12)="
150 L$(13)="
160 L$(14)="
170 L$(15)="
180 L$(16)="
190 L$(17)="
200 L$(18)="
210 L$(19)="
220 L$(20)="
230 L$(21)="
240 L$(22)="
250 L$(23)="
260 L$(24)="
270 L$(25)="
280 L$(26)="
290 L$(27)="
600 STOP
610 FORI=0TO27
620 PRINT#-2, " ";L$(I):
PRINT#-2:NEXT

```

To all our readers and customers...

...I would like to take this opportunity to thank you, our customers, our project development team, and sales staff for making us Canada's largest Color Computer software & peripheral distributor.

Our project team spends countless hours designing, developing and testing our fine products. Well beyond the call of duty, they spend their hours eating and breathing their work. Forty hour marathon shifts not uncommon, they're undoubtedly North America's MOST gifted Color Computer team, having developed products that are precedent setting across the computer world. They are the back bone of our company, however the credit for their work could not be realized without the expertise of our sales staff. Our sales staff spends more time learning and understanding our products than they do marketing. They spend many personal hours studying our products in relation to you, the customer. They provide the link between the products and you. They were selected for their skills and friendliness to the customer. They bend over backwards to help you understand our products, and serve you in your needs.'

Our marketing strategy is to help you understand the product. Our products sell themselves. The dedication and patience of our production technicians who ensure our high quality standards cannot go unmentioned. Great care was taken by them on their own initiative to guarantee to you the finest workmanship money can buy. All of this would be to no avail if it wasn't for you, our customer. I would like to thank you for making us what we are. We appreciate your ideas and support and for you just being there.

My special thanks to John Kunze, our brilliant systems design analyst for his tireless effort in bringing the Color Computer into the big league with his fixed hard drive system with an exceptional level of price/performance.

To Gabriel Gal, our far sighted electronics engineer to give that extra muscle of a 128K to our Color Computer systems.

The tolerance and forbearance of Karen Graham and Sharron Curley in coordinating our overall Canadian operation, who have turned many mountains into molehills. A sweet smile goes a long way.

We have great confidence in Dan Pluta (MSc.) of University of Philadelphia who has the arduous task of heading up our U.S. operation. His skill and knowledge has impressed us all. We welcome his arrival into our team and pledge our utmost support to him and through him to all of our U.S. customers.

And last, but far from least, to Tony Distefano, lord of CoCo hardware for his brilliant ingenuity in his design of the ROM based cards and color video interface. Also, his tid-bits, criticism and overall general aid which have proved to be invaluable to us.

and as for me, I'm just the president...

Robert Sajo

USA
RGS MICRO INC.
MAIN STREET
DERBY LINE, VERMONT
ZIP 05830
TEL: 802-873-3386
ORDER LINE 800-361-4970

RGS MICRO INC.

CANADA
RGS MICRO INC.
759, VICTORIA SQUARE 405
MONTRÉAL H2Y 2J3
TEL: (514) 287-1563
ORDER LINE ONLY ***
QUÉBEC - ONTARIO - MARITIMES
800-361-5338
WESTERN CANADA 800-361-5155

TERMS: VISA - MASTER CARD - AMERICAN EXPRESS

HOURS: MONDAY - SATURDAY 10:00 AM - 6:00 PM

Introducing a new bimonthly column . . .

Welcome To The World Of Telecommunications

By R. Wayne Day
Rainbow Contributing Editor

The world of communications for a Color Computer enthusiast is almost unlimited. CoCo owners are hooking into mainframe computers, radios, satellites, bulletin boards . . . you name it, and a CoCo owner has probably tried it.

Beginning this month, THE RAINBOW and I will try to ease your journey through the world of telecommunications through this column, as well as give you an idea of some of the other communications applications that you can try with your CoCo.

I'd like your help in this effort, though. If you have some particular problem that's been plaguing you, or you have an interesting application for using the CoCo to communicate with someone or something else, be sure to let us know about it. My addresses are at end of this column.

(Wayne Day, a traffic engineering signal technician, is the SYSOP of The Color SIG of CompuServe, the world's largest consumer information service. He is also a certified paramedic and works part-time for an Emergency Medical Service provider. His amateur radio operator call sign is WA5WDB.)

What Are We Talking About?

A simple description of telecommunications (simple if you talk computerese) is "remote operation of a host system through a modem by means of a terminal emulator."

Simple, right?

Let's take "terminal emulator" and see what we can decipher in that, first.

In the world of computers, quite a few of those used by businesses and universities are not the personal computers that you and I are familiar with. Unlike a CoCo, they normally do not have a keyboard attached to the computer itself, and certainly don't use a television for output.

So, how do the "big guys" talk to their computers?

They attach terminals, input/output devices, to them.

Terminals come in all shapes and sizes. Most all of them include a keyboard for the operator to input data; some of them have video screens for the output, while others have printers attached to them.

How does that fit in with the CoCo?

What we're doing with the CoCo is running a program that makes our computer *act like a terminal* . . . converting anything we type on the key-

board into ASCII (American Standards Code for Information Interchange) standard characters that can be understood by another system.

On the flip side, we translate the ASCII characters the other computer is sending us, into data that the CoCo can display.

The "remote" portion of that sentence means that we're somewhere else than the system we're "talking" to (also known as the "host").

And, "modem" is an abbreviation for MODulator/DEMulator, the hardware device that goes in between our computer and the telephone lines. It modulates, or converts, the electrical pulses the terminal program generates into audio tones that can be sent over the phone lines.

In return, it demodulates the audio tones from the host system, into electrical pulses that our computer can use.

Who Are These Hosts I Can Talk To?

The electronic "hosts" come in all shapes and sizes.

One of the more popular aspects of modem-ing is to hook into one of the thousands of Bulletin Board Systems that have sprung up around the world in the last few years.

These BBSs, which we'll go into more detail about later, may be of general interest, or dedicated to a particular subject. There are quite a few BBSs dedicated to the Color Computer, for example, while others may be of particular interest to owners of other computer systems, while still others may be dedicated to Adventure games, amateur radio, geneology, or maybe one of the many "boards" that are in-tune with a more adult crowd.

There are also quite a few "VIDEO-TEXT" services available throughout the United States and Canada today that are available to CoCo owners through their modems.

One such service, called "STAR-TEXT" is a joint project of the *Fort Worth Star-Telegram* newspaper and Radio Shack, and is available to computer users in the Fort Worth-Dallas area.

Subscribers dial up a local telephone number and are answered by the STAR-TEXT host computer, which dishes out the news items, classifieds or other information that the computer user has asked for, all at \$7.95 a month for unlimited access to the system.

Other popular electronic services are the nationwide consumer-oriented information services, such as CompuServe and The Source.

On these services, you'll find a multiplicity of things to do — shopping at home, on-line travel planning, electronic magazines, and a variety of services that are geared to a specific family of computer users.

One such service is The Color Computer Special Interest Group (CCSIG) on CompuServe, of which I am the systems operator (SYSOP).

The CCSIG is devoted to topics of specific interest to Color Computer users and can be compared to one of the local bulletin boards that are dedicated to the

CoCo, but only up to a point.

For example, a local BBS normally can handle only one person using it at a time, while on the CCSIG, since CompuServe is a multi-user facility, there's really no limit to the folks that can be "on" the SIG at one time.

One of our more popular features, as a matter of fact, is based on the multi-user concept; CONFERENCE, where anyone can come on and "talk" to other users on the SIG. We have had as many as 30 users all "talking" to each other during a conference featuring Ken Kaplan, the president of Microware, who was talking about the OS-9 implementation on the CoCo.

Another popular feature of the CCSIG, as well as on local BBSs, is the database section of the service. In these databases, you can usually find programs which are submitted by other users, available for "downloading" into your computer, so you can load it and run it later.

Both The Source and CompuServe can be accessed through commercial communications networks called TYMNET and TELENET. Additionally, CompuServe also maintains its own communications network, so that access to either network is usually just a *local* phone call away.

On-line systems are not limited to hobby use, either.

Color Computer users with terminal programs and a modem can also send "electronic mail" through the Post Office's ECOM and MCI Mail. The advantage in using one of these services, over the electronic mail offered by CompuServe or The Source, is that the recipient does not have to own a computer in order to retrieve the mail. Instead, the correspondence can be sent through the normal carrier-delivered mail.

Typesetting firms are now establishing electronic links so that computer

users can come on-line with their systems, and send a text file to be typeset by the firm, saving the time needed to send the copy, be it advertising or a newsletter, to the typesetter, as well as reducing the manual labor needed to get the copy into typeset form.

I'm Convinced! What Do I Need To Get Started?

To telecommunicate over the telephone, the minimum configuration you'll need is a computer, a modem, and terminal software.

All of the Color Computers have an RS-232 port on the back of the computer. The modem will attach to the RS-232 port, either with a cable supplied by the modem manufacturer, by Radio Shack, or one that you can make on your own.

Modems come in two basic styles: direct connection to the telephone lines, or acoustically coupling the telephone with the modem.

The acoustically coupled modem is usually less expensive, and does not require any electrical connection to the telephone system, if that's a concern, or you plan to use the modem on a party line or a pay phone (that's a no-no for direct-connect modems, according to federal regulations).

The handset fits into two rubber cups on the modem, and a little speaker and a microphone inside those cups take the tones from the phone, and work them into the innards of the modem.

A direct-connect modem, on the other hand, usually has a modular-type plug so that you can just plug the phone line right into the modem. Being directly connected to the phone line, there's less chance of incorrect data being passed because of background noise in the room.

Direct-connect modems can be "plain Jane" like the Radio Shack Modem I,



COLOR CABLES

*** NEW LOW PRICES ***

RS-232 4-Pin DIN Printer Cables 10 ft	\$12.75
3 ft Disk cables	
1-drive \$23.75	2-drives \$29.75
3-drives \$34.80	4-drives \$39.00
Disk or Game Cartridge Ext., 3 ft	\$23.75
Gold Plated Disk I/F solder plug	\$9.00

Custom Cables upon request

Extra length of any cables at \$1.00/ft
Add \$1.75 for shipping and handling
Kansas residents add 3% tax

C & C Engineering P.O. Box 8320
Wichita, Ks 67208 Ph. 316 685-4561

SURV-CALC A versatile tool for land surveyors, realtors, land title companies, land owners. SURV-CALC can calculate land areas, latitudes & departures, missing lines, extensive curve data lists, unknowns in triangles, adds and subtracts angles, determines closure accuracy. SURV-CALC draws traverse on screen w/North arrow. Includes 2 versions, screen version and printer output version. Also includes screen dump program for LP VII & DMP-100 printers. Requires 32K ECB CoCo. TAPE \$20.00 DISK \$23.00

GARLAND SOFTWARE

P.O. BOX 23043, St. Louis, Mo., 63156

or can have some extra bells and whistles like automatically dialing the phone for you, or automatically answering the phone, which is needed if you ever want to run a BBS of your own.

Do you need a fancy modem? No, not really. What you're paying extra for is convenience and extra capabilities. You might want to get started with a less expensive modem, then upgrade later, as your needs and desires increase.

In a future column, we'll take a more in-depth look at modems, and discuss some of the various configurations they come in.

The Terminal Program

The terminal program is the real key to successful telecommunicating.

Terminal programs come in two basic versions — smart and dumb.

The "dumb" terminals allow you to type information on your keyboard and have it sent out the RS-232 port. They also receive info on the RS-232 line, and put it up on the screen. Usually, that's about all they do.

Assume, though, for a minute, that you are going to call up a local BBS and

want to check your electronic mail, and get a couple of new programs that have been put on the board by other users.

If you had a terminal program that would allow you to load a message that you had composed on a word-processor before you logged onto the BBS, that would save you a lot of time over hand-entering the message to someone else. If the BBS was a long-distance phone call, that time would equal money in your pocket.

Then, too, if your terminal program had the capability to "capture" the data sent from the BBS, you wouldn't have to write down your mail, letter by letter, in order to have some way of getting it on paper. You could just print a copy of the mail out on your printer.

Now, on that downloaded program you wanted to save, you could just print it out and re-enter it if it were in BASIC, but what happens if it's in machine language? If your terminal had some way of sending and receiving data, and checking to make sure that data was correct, and it could save that data to disk or tape for you, your problem would be solved.

All of those capabilities exist, in some form or another, on programs we refer to as "smart terminals," and that will be our major topic of discussion next month in THE RAINBOW's annual Data Communications issue.

Also, next month, we'll be publishing a selected list of some of the thousands of BBS systems in North America, especially those BBS systems that are dedicated to the Color Computer!

Let Me Hear From You

As I mentioned earlier, I'd like to make this column as responsive to your needs as possible, so let us know what you want or need.

If you're a CompuServe subscriber, you may send me EMAIL, or a message on The Color SIG. My CompuServe ID is 76703,376.

My MCI Mail ID is: 201-7723 and my TELEX address is: 650-201-7723.

Or a letter can be sent to:

Wayne Day
P.O. Box 79074
Fort Worth, TX 76179-0074

If you desire a quick reply to your letter, please enclose a SASE.

COLORFORTH™ FORTH COMPILER

THERE IS LIFE AFTER BASIC! COLORFORTH is a figFORTH language compiler designed for use on the Color Computer. COLORFORTH Version 2.0 is available now with all these features and more:

Can access ALL available RAM from 16K through 64K and will work with any current ROM

Executes 10 to 25 times faster than BASIC and can be programmed much faster

50 additional commands are included beside the standard figFORTH commands

You get BOTH cassette and RS/DOS versions, PLUS a resident figEDITOR, and an 82 page manual

A special command that allows you to copy your program so that it can be run on a CoCo without first loading COLORFORTH

ALL OF THE ABOVE FOR ONLY..... \$49.95

DECISION MAKER™

IF YOU HAVE EVER HAD TROUBLE MAKING UP YOUR MIND, THEN THIS PROGRAM IS FOR YOU!

DECISION MAKER is a new concept in programs for the Color Computer.

DECISION MAKER is ...

- * A step by step, interactive program to help you solve any problem
- * Designed using standard analytic techniques
- * A learning tool to discover the exact processes used in reaching a decision
- * A valuable asset for anyone

DECISION MAKER requires 32K and Ext. Basic

Complete with 16 page manual, only..... \$24.95



BIO-PSYCHOMETER™

NOW YOU CAN INVESTIGATE THE HIDDEN REALMS OF THE HUMAN MIND!

BIO-PSYCHOMETER is an authentic Bio-feedback device complete with software

BIO-PSYCHOMETER includes:

- * Bio-feedback graphing, Stress Reduction, and Memory Improvement modes
- * Machine language, high speed graphics
- * Very sensitive hardware for optimum results
- * Printed manual with instructions and suggestions for use

BIO-PSYCHOMETER requires 32K and Ext. Basic

Complete, with manual, only..... \$39.95

We accept U.S. funds drawn on U.S. banks, VISA & MASTER CARD, & UPS C.O.D.s
Add \$2.50 shipping & handling
Texas residents add 5%

ARMADILLO INT'L SOFTWARE

P.O. BOX 9351
AUSTIN, TEXAS 78766



PHONE (512)835-1088

NEW OS-9[®] SOFTWARE

HELP

User-expandable generic help facility

- Includes data for online help with OS-9 utilities
- Fast, efficient disk storage
- Three levels of nesting
- Wild Card searching
- Automatic display of available help
- Steps the user until he finds the answer

DISK BACKUP

Controlled hard disk-to-floppy backup with restore capability

- Handles files larger than output media
- Single file, Wild Card search, current directory only, current-and-all-subdirectories
- Date and time for incremental backup
- Operator-friendly, handles error conditions smoothly
- Use to create optimized disks

TERMINAL

Communications program for OS-9

- Use your micro as an intelligent terminal
- Go online over phones or connect directly
- Transfer data in both directions
- Menu-driven
- XON/XOFF support required –
- BASIC09/RUNB required

DO WE HAVE YOUR NAME & ADDRESS

For new products news & announcements?



see us at  PRINCETON

JBM'S MIDDLEWARE



**YES!
I
want**

**OS-9
SOLUTIONS!**

Please send me:

HELP (\$69.00) _____

DISK BACKUP (\$99.00) _____

TERMINAL (\$95.00) _____

PA Sales Tax 6% _____

Postage/Handling \$5 _____

TOTAL _____

I'm interested, need more information

SHIP TO: _____

Make Check/Money Order

payable to: The JBM Group, Inc.

Or by VISA/MASTERCARD

Acct. # _____

Exp. date: _____

Signature: _____

Required Distribution: CoCo (Y/N): _____

5¼ 35 track _____

5¼ 40 track _____

5¼ 80 track _____

8" 77 track _____

ORDER FROM _____

the **JBM**
group

Dept. RB12

The JBM Group, Inc.


Continental Business Center
Front & Ford Streets
Bridgeport, PA 19405

Tel: 215-337-3138/TWX: 510-660-3999

From the programmer that brought **ZAXXON***
to the Color Computer,**
Moreton Bay Software proudly presents
BJORK BLOCKS.

RAINBOWwest
see us at **PRINCETON**

An incredible graphic utility! Now you can design graphics just like the masters. You can even animate! User friendly. Precision drawing. Precision color selection. Fully menu driven. Only one joystick needed for menu selection and graphic creation. Compressed data storage or load and save 6K binary files. Almost impossible to crash. Create your own graphic adventure screens. Limitless applications in communication, education and program development.



Picture created with BJORK BLOCKS

Requires 32K Extended Basic
(64K for animation)

\$34.95 Tape or Disk

GRAPHICOM

Buy GRAPHICOM from us. Get an extra picture disk **FREE!**

The perfect line drawing companion to **BJORK BLOCKS**. You must see this program to believe it! Create pictures and text on the same screen. Now you can create pictures as good as any graphic you have seen on the color computer. Write graphic adventures or educational programs. Requires 64K EXB, Disk Drive and Joy Sticks \$29.95

SPECIAL: Bjork Blocks and Graphicom \$55.00

MORE BUSINESS -Ver 3.12 The *preferred* business package. Completely interactive. General Ledger. Accounts Receivable. Accounts Payable. Customer Statements. Mailing Labels. Profit/Loss. Balance Sheet Statements. Our most powerful business package. Buy the best!

32K Disk R/S DOS \$99.95

DOUBLE DRIVER

The **BEST** monitor driver available, unlike some monitor drivers the Double Driver provides **TRUE** monochrome and color composite output. Audio Output. Solderless installation. \$24.95



64K UPGRADES

Instantly access 64K via M/L Totally solderless kit to upgrade E Boards. Kit includes eight 4164 prime chips and chips U29 and U11 already soldered. E Board Kit \$69.95

Color Computer II kit requires soldering. \$64.95



MORETON BAY SOFTWARE

A Division of Moreton Bay Laboratory



316 CASTILLO STREET
SANTA BARBARA,
CALIFORNIA 93101
(805) 962-3127

Ordering information

Add \$2.00 shipping and handling per order. We ship within 24 hours on receipt of order. Blue Label Service available. California residents add 6% sales tax.



TRIVIA AND SOME SIGNIFICA

Get 40% more question at 66% the cost!

Great family or party game. More than 1900 questions in nine categories.

HISTORY ENTERTAINMENT ANIMALS
SCIENCE AND TECHNOLOGY
SPORTS AND GAMES ART AND MUSIC
LITERATURE AND LANGUAGE
POLITICS AND PLACES
MATHEMATICS AND COMPUTERS

Challenging, educational and even funny at times. Best of all, you get the utility the programmer used to create these questions. All ready for you to create your own challenges. Make up questions about family history, high school basketball scores or your favorite TV series. Parents and teachers can use this to develop their own educational files.

16K EXTENDED BASIC CASSETTE \$19.95

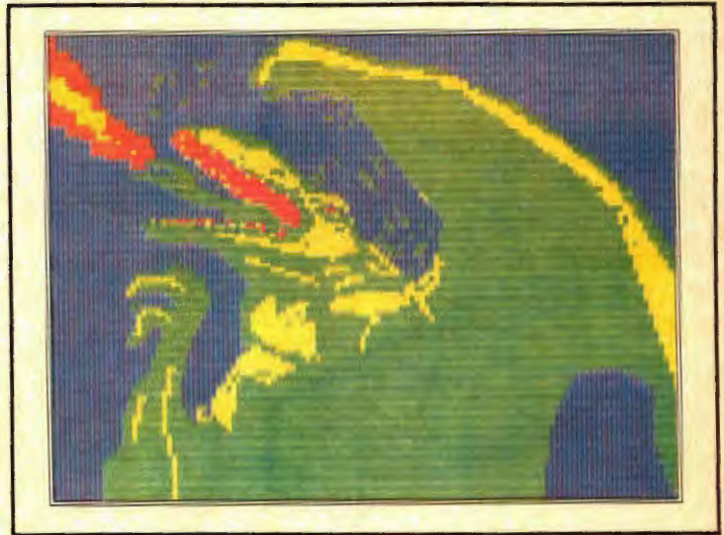
32K EXTENDED BASIC DISK \$21.95

*Zaxxon Reg TM Sega Corp.

**Color Computer Reg TM Tandy Corp.

Preserving The Classics By Patching Art Gallery

By Paul S. Hoffman



Here's another graphics program modification, prompted by a letter to THE RAINBOW way, way back in April 1982. Mr. Gary Burkhardt of Coldwater, Mich., asked for help in getting picture tapes from Radio Shack's *Art Gallery* dumped to printer. Not only is there no printer dump in *Art Gallery*, but *Art Gallery* picture tapes won't even load in using other programs or BASIC! Wouldn't it be nice if an *Art Gallery* picture could be saved like a standard machine language tape *CSAVEM*?

Having played around with adapting

Micropainter to operate from disk (THE RAINBOW, March '84), and having newly acquired my 64K upgrade (which makes modifying ROM Pak programs simpler), I decided to tackle *Art Gallery*'s tape save routine. I found two problems: *Art Gallery* creates tapes with a slightly different coding at the beginning, and the loading address is the same as the start of BASIC's text page memory, \$400. I have replaced the 'tape save' portion of *Art Gallery* with a routine which creates a 'standard' machine language tape readable by BASIC's *CLOADM* routine. It turns out that *Art*

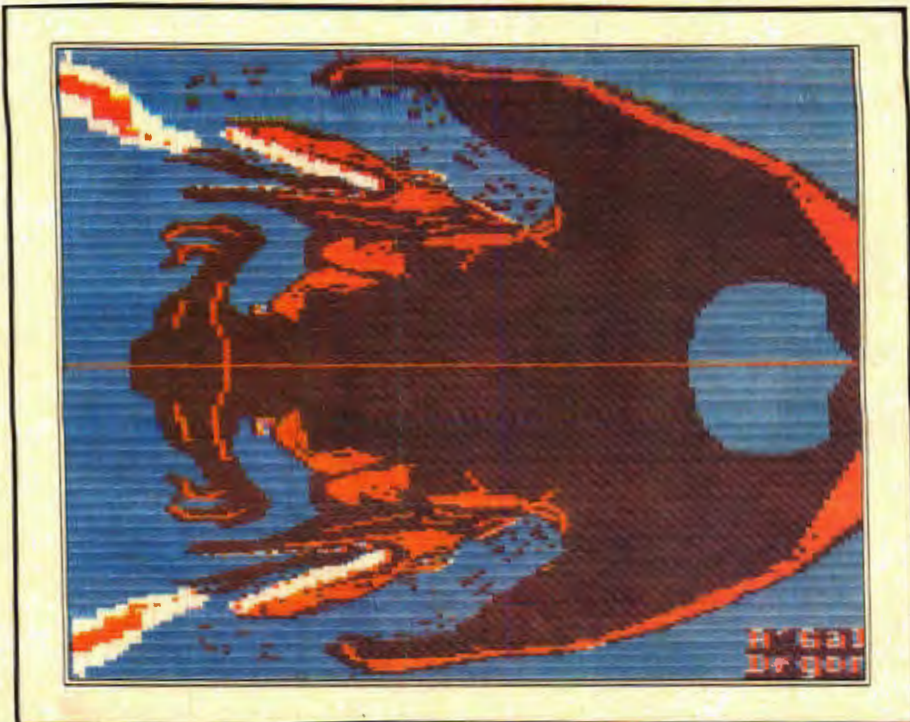
Gallery will read these 'standard' tapes without any change in the tape input portion of the program.

The tapes created by this revision to *Art Gallery* must be *OFFSET LOADED* to be used by Extended or Disk Extended BASIC. If you are loading a tape into Extended BASIC (without disk), the offset is \$200 (*CLOADM ""*, &H200). For Disk Extended BASIC, it's \$A00 (*CLOADM ""*, &HA00).

Note: *Art Gallery* does not put a filename or title on a tape, so make sure to use two quotation marks to indicate a blank filename.

The tapes will also load automatically into my disk version of *Micropainter* without worrying about the offset — then they can be saved directly to disk. For those without *Micropainter*, Listing 3 will load files from modified *Art Gallery* tapes, display them, then save them to tape or disk at the revised addresses. The tapes will not load into The MicroWorks' *Magigraph* because of the loading address; first transfer the pictures using *Micropainter* or Listing 3, then you can make use of them with *Magigraph*.

To modify your version of *Art Gallery*, use Listing 1. Make sure to start-up in non-disk Extended BASIC, and dis-



(Paul Hoffman is an independent designer/artist and Color Computer programmer. He is the author of Computerware's Semi Draw and a number of X-pad programs.)

able the cartridge auto-start by entering "POKE &HFF23,36." With a Multi-Pak Interface or other selectable-port interface, select the slot with the *Art Gallery* cartridge. Otherwise, insert the *Art Gallery* cartridge very carefully. Note: Plugging or unplugging cartridges with the power on can cause serious damage. This is *not* recommended. Now run Listing 1, which will copy the cartridge contents to lower memory, alter the tape save routine, and add a short routine to move the whole program back up to its proper memory addresses. You will end up with a machine language program called *ARTGAL* saved on cassette tape. Turn off your computer and then power up with the disk system engaged. Save the taped *ARTGAL* program to disk by typing the

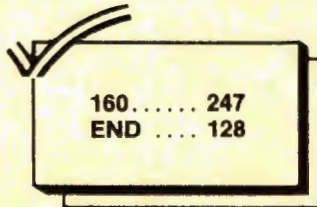
following:

```
CLOADM "ARTGAL" ENTER
SAVEM "ARTGAL/BIN", &H4000,
&H5014, &H5000
ENTER
```

On the same disk, save Listing 2 as *ARTGAL/BAS*. Now when you *RUN ARTGAL*, the computer will be changed to 64K RAM operation with the BASIC ROMs copied to RAM. This is so that Disk BASIC can load your program, but then be replaced by *Art Gallery* operating in RAM but at its 'correct' address location; starting at \$C000, the beginning of cartridge memory. The *ARTGAL/BAS* program will immediately execute the modified *Art Gallery*. You will not be able to return to BASIC because hitting Reset sends the compu-

ter off into oblivion, never to return without turning it off and back on.

Now, I can make modifications to any graphics in my files, using *Micro-painter*, *Magigraph*, *Art Gallery*, *Graphicom*, or the *X-PAD* — the files are almost fully interchangeable. Figure 1 is a drawing from the *Art Gallery* side of Radio Shack's *Fantasy Images* tape (Cat. No. 26-3304). Figure 2 is the same picture modified by adding a mirror-image rubber stamp using *Graphicom* and shifting to the *PMODE4* artifacted colors. Both images were printed on the Transtar-315 Color Printer. Radio Shack's *CODUMP* software for the Tandy CGP-220 Color Ink-Jet Printer will not print a *PMODE ONE* picture which is the mode used by *Art Gallery* in the proper ratio.



Listing 1:

10 * *****

```
* CONVERTS <ART GALLERY> *
* TO WRITE STANDARD *
* MACHINE LANGUAGE TAPES *
* P. HOFFMAN, 1984 *
*****
```

```
15 *NOTE: 64K NEEDED TO RUN
FINAL PROGRAM!
20 *REMEMBER TO START WITH ROM-
```

Cosmos
COMPUTER SERVICES, INC.

112 W. WISCONSIN AV.
KAUKAUNA, WI 54130
(414) 766-1851

STOCK ITEMS SHIPPED SAME DAY!

THE COMPLETE TRS-80® LINE

- ELITE CALC \$54.95
- ELITE WORD \$54.95
- ELITE FILE \$67.00
- TOM MIX CALL FOR PRICE
- SOFTWARE

THE COSMOS CONNECTION IS A COMPLETE SERIAL TO PARALLEL INTERFACE FOR THE COLOR COMPUTER TO THE GEMINI — 10X and 15X PRINTERS.



- NO AC REQUIRED
- SWITCHABLE BAUD RATE
- AT: 600
- 1200
- 2400

- HIGH QUALITY CONSTRUCTION
- COMPACT
- 90 DAY WARRANTY

THE GEMINI-10X PACKAGE READY TO PLUG IN TO YOUR COLOR COMPUTER ONLY *

- 10X - \$289.00
- 15X - \$445.00
- Delta 10 - \$484.00
- Delta 15 - \$597.00

\$325.00
GEMINI - 10X PACKAGE **

stair
MICRONICS-INC

THE POWER BEHIND THE PRINTED WORD.



*Plus - U.S. ORDERS Add \$10.00 Shipping & Handling
*Plus - CANADIAN ORDERS Add \$25.00 for Shipping & Handling
**FREE - Shipping & Handling in U.S. with Package Orders
**Plus - CANADIAN ORDERS Add \$15.00 for Shipping & Handling with Package Orders

TRS-80 IS A TRADEMARK OF TANDY CORP. PRICES AND SPECIFICATIONS SUBJECT TO CHANGE.

```

PACK AUTO-START DISABLED
(POKE &HFF23, 36), THEN
30 'SWITCH TO THE INTERFACE SLOT
CONTAINING ART GALLERY (IF
YOU'RE USING MULTIPAK INTER-
FACE)
40 'SOFTWARE SWITCHING WITH A
POKE IS PREFERABLE TO USING
THE FRONT SWITCH ON THE
INTERFACE.
50 CLS:PRINT:PRINT" READY TO MO
VE <ART GALLERY> TO RAM AND
ALTER IT? <PRESS ANY
KEY TO CONTINUE>
60 IF INKEY$ = "" THEN 60
65 PRINT:PRINT" MOVING.....
70 FORM=&HC000 TO&HCFFF
80 POKEM-&HB000,PEEK(M)
90 NEXTM
100 FORX=1TO100
110 READ A$,B$
120 A$="&H"+A$:B$="&H"+B$
130 PRINTA$;" = ";B$
140 POKEVAL(A$),VAL(B$)
150 NEXT
160 DATA 4529,8E,452A,01,452B,E2
,452C,86,452D,02,452E,A7,452F,80
170 DATA 4530,6F,4531,80,4532,6F

```

```

,4533,80,4534,CC,4535,04,4536,00
180 DATA 4537,ED,4538,81,4539,ED
,453A,81,453B,86,453C,02,453D,97
190 DATA 453E,92,453F,8E,4540,00
,4541,00,4542,86,4543,02,4544,BD
200 DATA 4545,A6,4546,63,4547,0F
,4548,92,4549,8D,454A,A7,454B,DB
210 DATA 454C,8E,454D,04,454E,00
,454F,9F,4550,7E,4551,86,4552,FF
220 DATA 4553,97,4554,7D,4555,CC
,4556,1C,4557,00,4558,93,4559,7E
230 DATA 455A,27,455B,11,455C,10
,455D,83,455E,00,455F,FF,4560,24
240 DATA 4561,02,4562,D7,4563,7D
,4564,86,4565,01,4566,97,4567,7C
250 DATA 4568,BD,4569,A7,456A,F4
,456B,20,456C,E2,456D,86,456E,FF
260 DATA 456F,97,4570,7C,4571,0F
,4572,7D,4573,8D,4574,A7,4575,F4
270 DATA 4576,20,4577,08,5000,8E
,5001,40,5002,00,5003,10,5004,8E
280 DATA 5005,C0,5006,00,5007,EC
,5008,81,5009,8C,500A,50,500B,00
290 DATA 500C,27,500D,04,500E,ED
,500F,A1,5010,20,5011,F5,5012,7E
300 DATA 5013,C0,5014,00
310 PRINT:PRINT" READY TO SAVE A
LTERED PROGRAM TO TAPE? (ANY K

```

The Companion

Expansion Interface Units

Basic Technology offers you the most features and best quality for the money!


Compare these features:

	BT COMPANION	TRS-80 Multi-Pak
• Power ON Indicator Light	YES	NO
• Cold Start Reset	YES	NO
• Gold Socket Connectors	YES	NO
• Socketed Integrated Circuits	YES	NO
• Manual Cartridge Selector	Pushbutton	Slide Switch
• Keyboard/Program Selection	YES	NO
• Cartridge ON Indicator	YES	NO
• Extension Cable	YES	NO
• Warranty	180 days	90 days
• User's Manual w/schematics, parts layouts and parts lists	YES	NO

Also for the Color Computer:

BT-1010 Parallel Printer Interface ... \$ 79.95
 BT-1020 Real Time Clock/Calendar . \$109.00
 BT-1030 Versatile Interface Port \$ 69.95

Add \$5 shipping and handling. Check, money order, VISA, MC (Account # and expiration date). COD charge \$2 (req. certified check or M.O.). Michigan residents add 4% sales tax.



The Companion — New Price .. \$225.00

BT-1000 \$250.00

with 8K RAM \$275.00



ORDER TODAY OR SEND FOR FREE BROCHURE!

**basic
TECHNOLOGY**

Dept. Q

P.O. Box 511

Ortonville, MI 48462

(313) 627-6146

```

EY TO CONINUE)
320 IFINKEY$="" THEN 320
330 CSAVEM"ARTGAL",&H4000,&H5014
,&H5000

```

Listing 2:

```

0 * *****
* "ARTGAL/BAS" -- LOADS *
* MODIFIED <ART GALLERY> *
* FROM DISK & RUNS IT *
*****
1 * ***** P. HOFFMAN *****
***** 1984 *****
5 * 64K ROM-TO-RAM ROUTINE THANKS
TO FRANK HOGG.
10 CLEAR 999
20 DATA 26,80,190,128,0,183,255,
222,166,128
30 DATA 183,255,223,167,31,140,2
24,0,37,241,57
40 FOR I=1 TO 21: READ A:A$=A$+CHR$(A
):NEXT I
50 P=VARPTR(A$)+1
60 POKE P,126
70 EXEC P
80 CLS:PRINT:PRINT " NOW IN RAM!
"
90 LOADM"ARTGAL/BIN":POKE&HFF40,
0:EXEC&H5000

```

Listing 3:

```

0 * *****
* LOADS MODIFIED ARTGAL PIX *
* TO EITHER EXTENDED OR DISK*

```

```

* BASIC *
1 * ***** P. HOFFMAN *****
2 * ***** 1984 *****
10 PMODE1,1:PCLS
20 CLS:PRINT:PRINT " POSITION REC
ORDER FOR PLAYBACK - THEN PRES
S ANY KEY:"
30 IFINKEY$="" THEN 30 ELSE SCREEN 1
,0
40 IF PEEK(&HBA)=6 THEN 50 ELSE IF P
EEK(&HBA)=&HE THEN 80 ELSE GOTO 140
50 CLOADM"",&H200:GOSUB 100
60 CSAVEMF$,&H600,&H1200,413
70 INPUT " ANOTHER PICTURE (Y/N) "
;I$:IFASC(I$)=89 THEN 20 ELSE END
80 CLOADM"",&HA00:GOSUB 100
90 SAVEMF$,&HE00,&H1A00,413:GOTO
70
100 IFINKEY$="" THEN 100 ELSE INPUT "
NAME FOR SAVED FILE";F$:*****
*IF SAVING FOR DISK <MAGIGRAPH>,
MAKE SURE TO USE "/MGF" EXTEN-
SION *
110 PRINT " PRESS ANY KEY WHEN RE
ADY TO RE-RECORD THE PICTU
RE.
120 IF INKEY$="" THEN 120
130 RETURN
140 PRINT " GRAPHIC PAGES NOT SET
PROPERLY":CLEAR:PCLEAR 4
150 PRINT " PRESS <RESET> AND TRY
RUNNING AGAIN -- IF NO LUCK,
TURN THE COMPUTER OFF AND RELO
AD THE PROGRAM.":END

```

Hint . . .

How To Be A Printer Artist In One Easy Lesson

Anyone not having "Printer Artist" from the November 1983 issue of THE RAINBOW may find the following program useful.

```

10 READ A$
20 FOR X=1 TO LEN(A$) STEP 3
30 B$=MID$(A$,X,3)
40 C$=RIGHT$(B$,1)
50 PRINT#-2,STRING$(VAL(B$),C$);
60 NEXT X:PRINT#-2:GOTO 10

```

With this program you may enter each line of the printer mysteries as *DATA* statements. For example:

Line

```

1. 23SP,1X,12N
2. 19SP,1X,6SP,8$

```

would be entered as:

```

101 DATA 23 01X12N
102 DATA 19 01X06 08$

```

Start *DATA* statements at Line 101 (old line number plus 100) and change *INFO* to a two-digit number followed by the character you want printed. You must also drop the commas. The *23SP,1X,12N* becomes '23 01X12N'.

After you have any or all the lines changed, just type *RUN*. The program will print out the picture to your printer until it runs out of data. An OD Error will appear on the screen but this will not hurt anything. You may then go back and edit any errors until you have your picture correct. Then *SAVE* each program for future use.

Michael B. Kromeke

HI - RESOLUTION SCREEN UTILITY

HI-RES SCREEN UTILITY
 Featuring: Double Height Characters
 On Screen UNDERLINING
 Bell Character Tone generator
 Switchable Full Screen Reverse Video
 True Upper & Lower Case character set
 Reverse Video
 Programable line lengths from 28 to 255 characters
 28 Characters per line
 32 Characters per line
 36 Characters per line
 42 Characters per line
 51 Characters per line
 64 Characters per line
 Line lengths of 85, 128 & 255 are unreadable but can be very useful for screen display layouts
 All functions are easily programable thru BASIC
 Fully BASIC COMPATIBLE including CLS & PRINT &

- FULLY BASIC COMPATIBLE
- DISPLAY FORMATS OF 28 TO 255 CHARACTERS PER LINE
- FULL 96 UPPER LOWER CASE CHARACTERS
- MIXED GRAPHICS & TEXT OR SEPARATE GRAPHIC & TEXT SCREENS
- INDIVIDUAL CHARACTER HIGHLIGHTING
- REVERSE CHARACTER HIGHLIGHT MODE
- WRITTEN IN FAST MACHINE LANGUAGE
- AUTOMATIC RELOCATES TO TOP OF 16 32K
- AUTOMATICALLY SUPPORTS 64K OF RAM WITH RESET CONTROL
- REVERSE SCREEN
- ON SCREEN UNDERLINE
- DOUBLE SIZE CHARACTERS
- ERASE TO END OF LINE
- ERASE TO END OF SCREEN
- HOME CURSOR
- BELL TONE CHARACTER
- HOME CURSOR & CLEAR SCREEN
- REQUIRES ONLY 2K OF RAM
- COMPATIBLE WITH ALL TAPE & DISK SYSTEMS

\$19.95



INTRODUCING TEXTPRO III

"The Professionals" Word Processing System



- 9 Hi-Resolution Display Formats: from 28 to 255 Columns by 24 lines
- True Upper/Lower Case Display
- Three Programmable Headers
- Programmable Footer
- Automatic Footnote System
- Automatic Memory Sense 16-64K
- Up to 48K of Workspace on 64K
- 10 Programmable Tab Stops
- 7 Tab Function Commands
- Automatic Justification
- On Screen Underlining and Double Size Characters
- Change Formatting at Any Time
- Edit Files Larger Than Memory
- Compatible with All Printers
- Easily Imbed Any Number of Format and Control Codes
- Typist Friendly Line and Command Format Entry
- Automatic Key Repeat

TEXTPRO III is the most advanced Text Editing and Word Processing System available for the Color Computer. One of the reasons for this is, Textpro works in a totally different way than the other Color Computer Word Processing programs. It uses simple 2 character abbreviations of words or phrases for commands. These commands are used at the beginning of a line and are preceded by a "." period. Several commands can be chained together on the same line for ease of use. Thru these commands you tell the Word Processor how you want the margins set, line length, indenting information, and so on. You can change the way you want a document formatted at any point in the document. You also have the freedom to write without worrying about how long the line is or where the margins are and so on. The Word Processor automatically takes words from one line to the next and fills out the printed line to the desired length. You can even use the command to Input Text from the Keyboard while a document is being processed, and use that information to change the formatting or enter any other valid text Processor command. With this kind of flexibility and an extensive set of commands and functions available, its no wonder that TEXTPRO III is the most advanced Word Processing System.

Screen Formatting

Textpro III has 9 Hi-Resolution Upper/Lower case display formats available, from 28 to 255 characters per line by 24 lines. You also have advanced screen commands such as double size characters and on screen underlining. You can also use the standard 32 by 16 display for systems having lower case hardware kits installed. The display defaults to a 51 by 24 format that is easily switched to any other format available. Along with the Hi-Resolution screen we added automatic repeating keys "Typomatic." The rate is fully adjustable from ultra fast to super slow or can be turned off entirely for your convenience.

64K Support

Textpro III fully supports the use of 64K on the Color Computer. It has fast automatic memory sensing and configures itself accordingly. Textpro III does not require Extended Basic or Flex to take full advantage of a 64K RAM system. On a 64K Disk System there is over 64K of workspace available and files larger than memory are fully supported. Tape based systems have up to 48K available for workspace.

Text Editor

Textpro III has a full featured, line oriented screen editor. It supports single or multiple line copy and move, global or local search and replace of any character string, character insert and delete, block delete, adjustable speed automatic key repeat, single and automatic line edit, programmable underline and double width control coded, change screen background color and line lengths, automatic line numbering, line resequencer, and insert and delete line numbers.

Disk & Tape I/O

Textpro III uses fully compatible ASCII formatted files that do not have to be converted like some of the other Word Processing Systems. It will load, save and verify basic ASCII formatted tape files. The disk version supports Load, Save, Directory, Kill, Append, Text Process file from Disk, Roll part of file to disk and get next portion of file from disk.

DISK \$59.95

TAPE \$49.95

Standard Commands

Textpro III features a whole host of Document Formatting commands. The setup command section includes: Line Length, Top, Left, and Bottom Margins, Page Length, Page Numbering on/off and Automatic Word Fill and Justification on/off.

Some of the vertical control features include: test for number of lines left on the page, skip to next page, set page number, wait at top of page, single and multi line spacing, and skip blank lines.

Textpro III features 3 programmable header lines that can be centered, left or right justified. It also has one programmable footer line. 3 commands for continues, single and paragraph indenting, center text, underline and double width print commands.

Footnotes and Special Commands

Some of the special features allow imbedded control codes to access intelligent printer features like: superscript, subscript, change type font and even graphics. You can even imbed control codes within justified text. There is a command that automatically places footnotes at the bottom of the page, which can be very handy for term papers, etc. Another command allows you to display a message on the screen and input text from the keyboard. This text is then printed as if it has been part of the original text, thus you can produce things like a personalized form letter. There is also a repeat command that allows you to repeat an entire document or a part of one as many times as needed up to 255 times. This can be used to produce mailing labels or combined with the previous command to produce a selected number of personalized form letters.

Tab Functions

Textpro III features an elaborate system of tab commands for complete control over column formatting. There are 10 programmable tab stops that can be defined or re-defined at any time in the text file. They can be used with the following tab commands: Center Over Tab Column, Right Justify to Tab Column, Decimal Align Over Tab Column, Left Justify to Tab Column (Normal Tab) and Horizontal Tab. Tab functions may also be used with a numeric tab column position for maximum flexibility. You can also define the Tab Fill Character to any printable character to fill in the blanks with dots, dashes, etc.

5566 Ricochet Avenue
Las Vegas, Nevada 89110

**CER
COMP**
(702) 452-0632

All Orders Shipped From Stock
Add \$2.50 Postage

PIPELINE

RADIO SHACK is responding in a big way to third-party vendors who support the TRS-80 line of computers, including our favorite, the CoCo. They are sponsoring a series of "Personal Computer Showcases" in five cities, featuring exhibits by the major software producers, as well as manufacturers of monitors, printers and disk drives. Notable industry leaders will deliver keynote addresses and selected vendors will be conducting seminars.

Each of the Showcases will begin at 9 a.m. and continue through 7 p.m. The dates and location sites are:

- Albert Thomas Hall Sept. 18-19
Houston, TX
- Merchandising Mart Sept. 25-26
Atlanta, GA
- Los Angeles Airport Hilton Oct. 3-4
Los Angeles, CA
- Madison Square Garden Oct. 17-18
Rotunda
New York, NY
- Merchandising Mart Oct. 23-24
Expo Center
Chicago, IL

As you might guess, **THE RAINBOW** will be represented, making friends with new CoCo owners and introducing them to the best source of information and programs for their computers on the market.

Vendors will not be permitted to sell products at the Showcases, so it should be an ideal opportunity to go comparison shopping for future purchases. And best of all, free tickets will be made available at Radio Shack Computer Centers in the Showcase areas.

* * *

PACKING THEIR BAGS. Softlaw Corporation, currently headquartered in Minneapolis, Minn., is moving its entire operation to the sunny, beautiful Santa Barbara, Calif. area. Softlaw will now be operating from the "Silicon Beach" town of Goleta, continuing to develop software for TRS-80 and other computers.

Softlaw Corporation's new address is 132 Aero Camino, Goleta, CA 93117. Their WATS order line number, 1-800-328-2737, will remain the same. The customer service number for order status and software questions, however, has been changed to 1-805-968-4364.

* * *

THE UBIQUITOUS BOB ROSEN. New York, California and now Illinois. Spectrum Projects President Bob Rosen has announced that the official midwest distributor for the entire Spectrum line is Midwest Spectrum, P.O. Box 348380, Chicago, IL 60634. No bulletin board — yet — but you can reach them at (312) 736-4405.

* * *

CHEAPER BY THE DOZEN. Holmes & Company, Inc. has announced that they will now sell disks to individuals at the same price previously offered only to buyers for clubs and user groups. These are the same diskettes that are often sold with famous labels at inflated prices. They are certified at the factory and are covered by a disk-for-disk replacement warranty for five years from the date of purchase.

Also being offered, for those of you who are technically minded, is a copy of the ANSI standards that their diskettes conform to. For \$1.50 per copy (it's 20 pages long), it should prove fascinating if you're interested in diskette magnetics.

Prices for the disks vary, beginning with SSDD Ten Paks for \$14 and DSDD Ten Paks for \$19.50. Bulk orders for 25 and up begin at \$1.20 each. For a complete price list and order form, write to Holmes & Co., 900 Lafayette Street, #407, Santa Clara, CA 95050, or call (408) 241-1505.

* * *

COLOR AND HARMONY. Jay Hoggins of Harmonycs Co. in Salt Lake City, Utah, and Darren Croft of Color Connection Software have recently announced that they have entered into a marketing partnership. Software formerly marketed by Harmonycs will now be marketed by Color Connection Software, and all direct inquiries should be made to Color Connection Software, 1060 Buddlea Dr., Sandy, UT 84070.

* * *

A GRAPHIC PRESENTATION. The University of Oregon will be holding its Third Annual Pacific Northwest Computer Graphics Conference on October 29 and 30, 1984, in Eugene, Ore., at the

Hult Center for the Performing Arts and Conference Center/Hilton complex. The purpose of the two-day event is to provide a multi-disciplinary view of leading edge computer graphics applications.

This year's program features six general session presentations, a trade exposition, a non-commercial exhibit of computer graphics works, and a Monday evening film and video show. In addition, this year's agenda will include 90-minute workshops focusing on applications specific to various fields and a "microcomputing lab" for hands-on demonstrations.

Special rates are available for meals and accommodations and discounts are available for early conference registration. For a full list of fees and information on the general sessions, contact: Conference Manager, University of Oregon Continuation Center, Room 333 Oregon Hall, Eugene, OR 97403; phone (503) 686-4231.

* * *

TV BREAK. After finally purchasing a color monitor for your CoCo, didn't you feel that for that much money, you should be able to receive a television signal? Well, with the new television tuner being offered by the TAXAN Corporation, when you get tired of programming, you can just switch over to *Late Night with David Letterman* for a break. The Model 305 television tuner will convert any brand of composite monitor with audio capability into a television. And, because of the higher CRT quality in monitors, the picture should be much clearer than on most regular televisions.

The unit is currently priced at \$129.95. For further information, write to TAXAN Corporation, 18005 Cortney Court, City of Industry, CA 91748, or call (818) 810-1291.

* * *

MOVING ON UP. The Software Connection of Ft. Lauderdale, Fla., has announced that it is moving to a new location with a greatly expanded showroom for their products. They now feature more than 1,000 square feet of space dedicated solely to Color Computer software and peripherals.

So if you've been looking for them and thought they had disappeared, search no longer. Their new address is 4301 North State Road 7, Lauderdale Lakes, FL 33319; (305) 484-7547.

* * *

SPECTRUMDOS

THE COCO OPERATING SYSTEM

FEATURES and COMMANDS -	RS DOS	SPECTRUMDOS
Auto Disk Search - All drives file search	NO	YES
MEMO - Full screen editor and screen dump	NO	YES
AUTO - Automatically adds line numbers	NO	YES
HIRES - Choice of 32, 51 or 64 characters	NO	YES
ON ERROR GOTO - Traps all errors	NO	YES
RUNM - Load & exec ML files instantly	NO	YES
ECHO - Output to screen and printer	NO	YES
Any type of drive can be added	NO	YES

SEE AUG '84 RAINBOW REVIEW - 64K DISK \$49.95

SPECTRUM PROJECTS

WEST DIVISION
PO BOX 9866

SAN JOSE, CA 95157-0866
408-243-4558

EAST DIVISION
PO BOX 21272

WOODHAVEN, NY 11421
718-441-2807

ALL ORDERS PLUS \$3.00 SHIPPING - NY RESIDENTS ADD SALES TAX



ANNOUNCING
OUR NEW MID-WEST
DISTRIBUTOR !

**MIDWEST
SPECTRUM**

PO BOX 348380
CHICAGO, IL 60634
312-736-4405

ALL ORDERS PLUS \$3.00 S/H
ILLINOIS RESIDENTS ADD SALES TAX

☆☆☆☆☆☆☆☆☆☆☆☆☆☆☆☆☆☆☆☆☆☆☆☆☆☆☆☆☆☆

SPECTRUM PROJECTS

SOFT AND HARD WARES FOR COLORFUL COMPUTING

☆☆☆☆☆☆☆☆☆☆☆☆☆☆☆☆☆☆☆☆☆☆☆☆☆☆☆☆☆☆

SPREADSHEET

	Competition	DYNACALC
Screen	32X16	51X24
Precision	9 digits	16 digits
Hi-Res Graphics	NO	YES
Visicalc cmd format	NO	YES
DYNACALC now runs on CoCo DOS!		
New low price! 64K Disk \$79.95		
(see Sept '84 Rainbow Review)		

DATA BASE MANAGER

PRO-COLOR FILE "Enhanced" - 60 Data Fields, 8 Report Formats, 1020 bytes/record, Sorts 3 Fields, 4 Screen Formats, Duplicate Records and Fields, Global Search - Disk \$79.95 (see June '83 Rainbow Review)

SAVE \$50 !



DISK DRIVES

DRIVE 0 System - 40 trks, Gold Platted Connectors - \$299.95
 AMDEK System - 624K Bytes with 3" Disk Cartridge - \$499.00
 DISK CONTROLLER - \$139.95 (Systems include controller)
 DISK Drive 1, 2 or 3 - \$169.95
 Single Drive PS & CASE - \$59.95



GAME CONTROLLERS

WICO Command Adaptor - Hookup 2 Atari type joysticks- \$19.95
 With 2 Atari joysticks- \$39.95
 MACH II Joystick - Beats the competition! 360 Degree control with spring or positive true positioning and electrical trim adjustment on both axes- \$39.95

UTILITIES (DISK)

1. CoCo Calligrapher ...\$29.95
2. FHL O-PAK\$34.95
3. Super Forth\$39.95
4. Super Screen Machine.\$49.95
5. OS-9\$69.95
6. FHL Flex\$69.95
7. DEFT Pascal\$79.95
8. MicroWorks MACRO-80C.\$99.95



NEW PRODUCTS

POKES & PEEKS Manual\$7.95
 YELLOW Mail Labels (1K) .\$.14.95
 CoCo 40Pin Project Board.\$19.95
 Disk Drive Cleaning Kit .\$.24.95
 6 Outlet Surge Protector \$59.95
 CoCo Koala Pad\$99.95
 Bare Disk Drive\$129.00
 64K to 128K Upgrade\$149.95



WEST

SPECTRUM PROJECTS
 PO BOX 9866
 SAN JOSE, CA 95157-0866

PO BOX 21272

WOODHAVEN, NY 11421

EAST

ALL ORDERS PLUS \$3.00 SHIPPING - NY RESIDENTS ADD SALES TAX

☆☆☆☆☆☆☆☆☆☆☆☆☆☆☆☆☆☆☆☆☆☆☆☆☆☆☆☆☆☆

SPECTRUM PROJECTS

SOFT AND HARD WARES FOR

COLORFUL COMPUTING

☆☆☆☆☆☆☆☆☆☆☆☆☆☆☆☆☆☆☆☆☆☆☆☆☆☆☆☆☆☆

COMMUNICATION

COLORCOM/E - A complete smart terminal package! Upload, Download, Hi-Res (51X24) screen, 300/1200 Baud, Offline Printing and much more. Rompak or Disk - \$49.95 (see Feb '84 Rainbow Review)

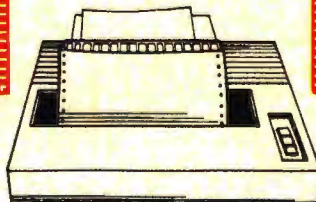


WORD PROCESSING

TELEWRITER-64 - Top CoCo Word Processor for 2 years! Three Hi-Res screens, true lowercase characters, right justification, full screen editor. Tape \$49.95 Disk \$59.95 (see June '83 Rainbow Review)

MODEMS

MINI-MODEM - 300 Baud, Originate/Answer, Full Duplex, Direct Connect - \$79.95
J-CAT Modem - Lowest priced auto/answer modem - \$129.95
HAYES Auto Dial/Answer \$239.95
ANCHOR - 300/1200 Baud \$299.95
 Prices include Modem cable.



PRINTERS

GEMINI 10X* - 120 cps, 9X9 dot tractor/friction feed \$299.95
EPSON RX-80* - Faster than the MX-80 plus Graftax! - \$349.95
 * Parallel interface required.
PBH Parallel Interface - Save \$40 if ordered with above printers! - \$49.95 (Reg.\$89.95)

KEYBOARDS

SUPER-PRO (Mark Data) \$59.95
PREMIUM (Micronix) \$69.95*
HJL57 PROFESSIONAL \$79.95*
KEYTRONICS Keyboard - \$89.95*
 * - Includes free software for function keys. Specify Model/Revision Board. Computers made after OCT'82 please add \$5.



NOW WITH AUDIO!

MONITORS

MONOCHROME Monitors - 80X24 screens plus Hi-Res w/AUDIO!
 Green - \$99.95 Amber - \$119.95
BMC Color Monitor - \$269.95
VIDEO PLUS - Video Interface for above monitors - \$24.95
 CoCo II (Monochrome) - \$29.95
 CoCo II (Color) Version - \$39.95

SAVE \$10

OFF COLORCOM/E WITH ANY MODEM
 OFF TELEWRITER-64 WITH ANY PRINTER,
 KEYBOARD OR MONITOR

SAVE \$10

To Pack

OR

Not To Pack

That's An Easy Question

By Burt Witham, Jr.

Just a few days ago, I was taken to task for using packed lines in my programming for publication. I was told that I should use *Pretty Print* or *Neat Print*, or some such program, in order to make the program more readable, that is necessary for novice programmers.

Well, I differ greatly with this position. It is often said by authors and editors that their programs should be a learning experience. The problem is that many programs teach poor programming techniques. One of these is the spreading out of lines for ease of reading. The novice doesn't realize that this is a convenience and actually programs in this manner, even when writing new programs of his own.

Let's just look at the memory requirements for a few examples:

```
10 CLS
20 PRINT@129,"TEST"
30 FORT=1 TO999
40 NEXTT
```

Takes 44 bytes.

```
10CLS:PRINT@129,"TEST":FORT=1 TO999:NEXTT
```

Takes 34 bytes.

```
10 CLS:PRINT @ 129, "TEST":FOR T=1 TO 999:
NEXT T
```

Even this multiple command line (and not an uncommon way to print a program in computer magazines), is wasteful of memory at 38 bytes.

Every line number takes four bytes, so combining lines can save a considerable amount of RAM in a program. Thus, line packing serves a very useful purpose and often can drop enough bytes to slip a program back into the next gran of a disk and thus save another gran of 2304 bytes! One of the beautiful things about CoCo is the ability to program

(Burt Witham, a retired U.S. Navy captain, has published several programs for amateur radio operators in THE RAINBOW. He holds FCC call sign W4CN2. He also owns Burwith Computer Service Inc., specializing in software development for hams and small businesses.)

using multiple command lines. Only one command to a line is permitted on many other computers.

This may seem like a simple matter and of little importance in a short program, but proper techniques are important in short, as well as long, programs. Also, as a teaching technique, I think it is important to have the correct methods shown in a published program. Recently I had a novice user tell me that a 14K program he had typed in for his 16K CoCo would not run. He kept getting an OM Error. His printout looked like this:

```
10 CLS
   :CLEAR 500
   :DIM A$(12)
```

You say, what's wrong with that? Line packing is used. Ah yes, but look carefully at the line. The novice typed it in just as it was presented . . . all the spaces included. It turned out looking like this to the computer:

```
10 CLS                                     :CLEAR500
   :DIM A$(12)
```

No wonder that he ran out of memory. But, he was merely doing what he thought was right and was misled by the method of program presentation. Therefore, if the printed program is to use a "neat print" technique, be certain to explain completely that this is for convenience of copying only. Also, be certain to explain that spaces between commands in the same line are used for clarity and should be removed when entering the data. Of course, there are a few rules of BASIC where spaces are required, such as:

```
FORX=1 TO2000
IFX=34 THENGOSUB1000 ELSEGOTO90
IF X<2 OR X>9 THEN20
```

I've seen many programs completely packed with no spaces, but according to the best information that I have (*The Little Book Of BASIC Style*, by Nevison, Addison Wesley, 1978), the examples above will run properly with no problems and packing these will sometimes bomb a program.

Extra spaces use processing time. Also, memory is precious, use it well and wisely!

SPECTRUM VOICE PAK

CoCo I

\$69.95

CoCo II

\$79.95

\$49.95

SPECIAL

see NOV'83
Rainbow
Review

Special price good with purchase of any Talking Software below!
Offer expires Nov 15, 1984. All PAKs work w/\$29.95 Disk "Y" cable!

TALKING SOFTWARE

Talking CoCo BINGO - Same as the popular game of BINGO but this one talks! Contains 20 Bingo player cards, 200 markers with complete documentation. Additional features: Color Graphics, 3 timing levels, ball count and pause control plus Disk compatible. 32K EXT **\$24.95**

Talking Final Countdown - You must stop the mad general from launching a missile at the Russians and causing WW III ! Has multiple voices for added realism. 32K EXT **\$24.95**

Educational Software - Computer Island's educational programs turn your CoCo into a true teaching machine. Reinforce basic lessons with the aid of voice. Three/pak special includes Math Drill, Spelling Tester and Foreign Languages. 16K EXT **\$24.95**

Talking Adventure Generator - Create talking adventure games that are 100% Machine Language and very fast in execution. Up to 99 rooms, 255 objects, 70 command words and 255 conditional flags. Get a head start in the Rainbow Adventure contest **NOW!** 64K Disk **\$39.95**

Term Talk - A speaking smart terminal program for your CoCo. It contains all the features of an intelligent communications package, plus it talks! (Shades of War Games) 16K EXT Tape **\$39.95** Disk **\$49.95** (see Mar'84 Rainbow Review)

All orders plus \$3.00 S/H - NY Residents add sales tax

SPECTRUM PROJECTS

WEST DIVISION :
PO BOX 9866
SAN JOSE, CA 95157-0866

EAST DIVISION :
PO BOX 21272
WOODHAVEN, NY 11421

ORDER HOT LINES : 408-243-4558 & 718-441-2807

COLORFUL UTILITIES

NEW!

SPECTRUM DOS - Add 24 NEW Disk cmds with 2 Hi-Res screens! Supports SS/DS drives, 35-80 Trks, 6ms.-30ms. step rates w/auto disk search. Set new cursor, auto line numbers, one key screen dump & EPROMABLE! 64K DISK **\$49.95** (see Aug '84 Rainbow Review)

MULTI-PAK CRAK - Save ROMPAKs to your 64K Disk system using the RS Multi-Pak Interface. Eliminate constant plugging in of ROMPAKs now by keeping all your PAK software on disk. Includes POKEs for "PROBLEM" ROMPAKs. DISK **\$24.95**

TAPE OMNI CLONE - Easily handles programs with auto loaders, no headers, no EOF markers, unusual size blocks and more! Now is the time to get your tape software collection protected ... against loss!!! TAPE **\$24.95**

DISK OMNI CLONE - Back everything up! This amazing program handles "non standard" disks with ease. We haven't found any disk yet that it can't handle. Don't ever be caught without a backup again! Lowest price too! 32K DISK **\$29.95**

NEW!

COCO SCREEN DUMP - The best screen dump program for the Epson & Gemini printers ever! Have the option of standard or reverse images w/regular or double sized pictures. 600-9600 Baud too! A must for Graphicom and Bjork Block users. 16K TAPE/DISK **\$19.95**

NEW!

DISK UTILITY 2.1 - A multi-featured tool for USER FRIENDLY disk handling. Utilize a directory window to selectively sort, move, rename and kill file entries. Lightning fast Disk I/O for format, copy and backup. Examine contents of files, the Granule Table, plus the size, load addresses and entry points of all programs. Single command execution of both Basic and ML programs. 32K/64K Disk **\$24.95** (see review this issue)

MASTER DESIGN - A text designer/editor to generate graphics mode lettering with multiple font sizes, textures, shadowing and thicknesses, plus special patterns for creative backgrounds. Comes with a screen print routine and Letter Head Utility that interfaces with Telewriter-64 and BASIC. DISK **\$34.95** (see July '84 Rainbow Review)

BASIC COMPILER - Convert BASIC pgms into machine language. Produce faster and more compact code than BASIC. Integer compiler w/16K-64K versions included. TAPE **\$39.95**

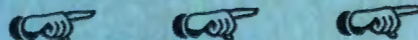
SCHEMATIC DRAFTING - Save time and design pro looking diagrams using a 480X540 pixel worksheet w/6 viewing windows. Over 30 electronic symbols w/10 definable symbols. Print hard copy and save to disk. 64K DISK **\$49.95** (see Jan '84 Rainbow Review)

COLORAMA - A first-class Bulletin Board package... especially geared towards CoCo users... has an ordering section for those who want to run a mail-order business... supports Color Graphics... one nice piece of work. 64K DISK **\$99.95** July '84 Rainbow

MASTER MAIL - Easy to use... Handles 1000 addresses /single disk... FORM LETTER produces multiple letters... For serious applications. 32K DISK **\$49.95** Jan '84 Rainbow

IN CANADA CALL

TOLL FREE
800-361-5155



Dealer/Club inquiries invited
Software submissions welcomed

COLORFUL UTILITIES

NEW!

FAST DUPE II - The fastest Disk copier ever! Will format and backup a diskette in only one pass and can make up to 4 Disk copies at once in 2 minutes! The must utility for every Disk owner. 32K/64K DISK **\$19.95** (see May '84 Rainbow Review)

HIDDEN BASIC - Protect your BASIC programs. Mask your code so CLOAD, CSAVE, LIST, EDIT, DEL and LLIST will not function. TAPE **\$19.95** (see Sept '83 Rainbow Review)

64 COL MOD I/III EMULATOR - Give CoCo a 64X16 screen. Run Model I/III graphics code without retyping the BASIC statements. 64K DISK **\$19.95** (see May '84 Rainbow Review)

64K DISK UTILITY PACKAGE - Take advantage of an expanded 64K machine. Make an additional 8K of RAM available. Copy ROM cartridges to disk and create a 32K SPOOL buffer for printing. DISK **\$21.95** (see July '83 Rainbow Review)

TAPE/DISK UTILITY - A powerful package that transfers tape to disk and disk to tape automatically. Does an automatic copy of an entire disk of programs to tape. Ideal for Rainbow On Tape to disk. TAPE/DISK **\$24.95** (see Sept '83 Rainbow Review)

FAST TAPE - Save and load cassette files at twice the speed! Now you can run tape and printer I/O operations in the high speed mode without a locked up system or I/O ERRORS! "If you are tired of waiting for those long tapes to load, I strongly recommend that you buy this fine utility." TAPE **\$21.95** July '83 Rainbow

GRAPHICOM - The ultimate CoCo graphics development tool with sophisticated editing, preview animation, telecommunications and printer support. Hi-Res graphics for only **\$24.95**. W/Spectrum's Menu Foot Switch **\$34.95**. 64K DISK (see April '84 Rainbow Review)

EZ BASE - A truly user friendly data base program at an affordable price. Maintain inventories, hobby collections, recipes, greeting card lists and much, much more! Hi-Res screen, up to 500 records with 15 fields, record or field search, and a Mailing Labels option. 32K DISK **\$24.95** (see July '84 Rainbow Review)

BLACKJACK ROYALE - A Hi-Res graphics casino blackjack simulation and card counting tutor. Fully realistic play includes: double down, splits, surrender, insurance bets, 1-8 decks, burnt cards, shuffle frequency and more! "This fine program is a must for the CoCo Blackjack player." (Aug '83 Rainbow Review) 32K TAPE/DISK **\$24.95**

SHIPPING \$3.00 - NY RESIDENTS ADD SALES TAX

SPECTRUM PROJECTS

WEST DIVISION

PO BOX 9866

SAN JOSE, CA 95157-0866

408-243-4558

EAST DIVISION

PO BOX 21272

WOODHAVEN, NY 11421

718-441-2807

RAINBOW Info

How To Read Rainbow

Please note that all the BASIC program listings you will find in *the Rainbow* are formatted for a 32-character screen — so they will show up just as they do on your CoCo screen. One easy way to check on the accuracy of your typing is to compare what character "goes under" what. If the characters match — and your line endings come out the same — you have a pretty good way of knowing that your typing is accurate.

We also have "key boxes" to show you the *minimum* system a program needs. But, *do* read the text before you start typing.

Finally, the little cassette symbol on listings indicates that program is available through our *Rainbow On Tape* service. An order form for this service is on the insert card bound in the magazine.



The Rainbow Seal

The Rainbow Certification Seal is our way of helping you, the consumer. The purpose of the Seal is to certify to you that any product which carries the Seal has been physically seen by us and that it does, indeed, exist.

Manufacturers of products — hardware, software and firmware — are encouraged by us to submit their products to *the Rainbow* for certification. We ascertain that their products are, in actuality, what they purport to be and, upon such determination, award a Seal. This lets you know that we have seen the product and that it does, indeed, exist.

The Seal, however, is not a "guarantee of satisfaction." The certification process is different from the review process. You are encouraged to read our reviews to determine whether the product is right for your needs.

There is absolutely no relationship between advertising in *the Rainbow* and the certification process. Certification is open and available to any product pertaining to CoCo. A Seal will be awarded to *any* commercial product, regardless of whether the firm advertises or not.

We will appreciate knowing of instances of violation of Seal use.

Using Machine Language

Machine Language programs are one of the features of *the Rainbow*. There are a number of ways to "get" these programs into memory so that you can operate them.

The easiest way is by using an Editor-Assembler, a program you can purchase from a number of sources.

An editor-assembler allows you to enter mnemonics into your CoCo and then have the editor-assembler assemble them into specific instructions that are understood by the 6809 chip that controls your computer.

When you use an editor-assembler, all you have to do, essentially, is copy the relevant instructions from *the Rainbow's* listing into CoCo.

Another method of getting an assembly language listing into CoCo is called "hand assembly." As the name implies, you do the assembly by hand. This can *sometimes* cause problems when you have to set up an ORIGIN statement or an EQUATE. In short, you have to know something about assembly to hand assemble some programs.

Use the following program if you wish to hand assemble machine language listings:

```
10 CLEAR200,&H3F00:I=&H3F80
20 PRINT "ADDRESS:";HEX$(I);
30 INPUT "BYTE";B$
40 POKE I,VAL("&H"+B$)
50 I=I+1:GOTO 20
```

This program assumes you have a 16K CoCo. If you have 32K, change the &H3F00 in Line 10 to &H7F00.

What's A CoCo

CoCo is an affectionate name which was first given to the TRS-80 Color Computer by its many fans, users and owners. As such, it is almost a generic term for three computers, all of which are very much alike.

When we use the term CoCo, we refer to the TRS-80 Color Computer, the TDP System-100 Computer and the Dragon-32 Computer. It is easier than using the three "given" names throughout *the Rainbow*.

In most cases, when a specific computer is mentioned, the application is for that specific computer. However, since the TDP System-100 and TRS-80 Color are, for all purposes, the same computer in a different case, these terms are almost always interchangeable.

Rainbow Check PLUS

The small boxes that you see accompanying programs in the *Rainbow* "Check system," which is designed to help you type in programs accurately.

Rainbow Check PLUS will count the number and values of characters you type in. You can then compare the numbers you get to those printed in *the Rainbow*. On longer programs, some benchmark lines are given. When you reach the end of one of those lines with your typing, simply check to see if the numbers match.

To use *Rainbow Check PLUS*, type in the program and *CSAVE* it for later use, then type in the command *RUN* and press [ENTER]. Once the program has run, type *NEW* [ENTER] to remove it from the area where the program you're typing in will go.

Now, whenever you press the down arrow key, your CoCo will give you a checksum based on the length and content of the program in memory. This is to check against the numbers printed in *the Rainbow*. If your number is different, check the listing carefully to be sure that you typed in the correct BASIC program code. For more details on this helpful utility, refer to H. Allen Curtis' article on page 21 of the February 1984 *Rainbow*.

Since *Rainbow Check PLUS* counts spaces and punctuation, be sure to type in the listing exactly the way it's given in the magazine.

```
10 CLS:X=256*PEEK(35)+178
20 CLEAR25,X-1
30 X=256*PEEK(35)+178
40 FOR Z=X TO X+77
50 READ Y:W=W+Y:PRINT Z,Y;W
60 POKE Z,Y:NEXT
70 IF W=7985 THEN 80 ELSE PRINT
  "DATA ERROR":STOP
80 EXEC X:END
90 DATA 182,1,106,167,140,60,134
100 DATA 126,183,1,106,190,1,107
110 DATA 175,140,50,48,140,4,191
120 DATA 1,107,57,129,10,38,38
130 DATA 52,22,79,158,25,230,129
140 DATA 39,12,171,128,171,128
150 DATA 230,132,38,250,48,1,32
160 DATA 240,183,2,222,48,140,14
170 DATA 159,166,166,132,28,254
180 DATA 189,173,198,53,22,126,0
190 DATA 0,135,255,134,40,55
200 DATA 51,52,41,0
```



A SPECTRUM PROJECTS SHOPPING LIST

A CHIP OFF THE OLD...

6821 Standard PIA\$9.95
 6822 Industrial Grade PIA\$14.95
 MC1372 CoCo Video Driver Chip\$14.95
 6847 VDG Chip\$17.95
 68764 (Fits Ext Basic Skt) Eprom ..\$24.95
 16K-32K-64K RAM Checker (ROMPAK) ..\$24.95
 6883 SAM Chip w/heat sink\$29.95
 6809E CPU Chip\$29.95
 Basic ROM 1.2 Chip (**30% FASTER**) ..\$39.95
 Disk ROM 1.1 (New DOS Command) ..\$39.95
 Ext Basic 1.1 ROM - **NEW LOW PRICE** \$49.95
 CoCo First Aid Kit (Be Prepared)
 (2 PIA's, 6809E & 6883)\$69.95
 Intronics Eprom Programmer- 15 seconds
 for a 68764! All popular EPROM's \$139.95

COCO LIBRARY...

Color Computer Tech Manual\$7.95
The World Connection - All about
 Bulletin Boards, Modems & Sysops ..\$9.95
 CoCo Memory Map\$12.00
 CoCo Secrets Revealed\$14.95
 The FACTS - Inside "guts" of CoCo \$14.95
Basic 09 Tour Guide\$18.95
Disk Basic (1.0/1.1) Unraveled ...\$19.95
 CoCoINDX - 1800 CoCo articles\$19.95
 New! CoCo II Service Manual\$19.95

MORE GOOD STUFF...

CoCo Light Pen w/6 programs\$24.95
16K DOS Card - Plugs into J&M controller
 and allows you to map an extra 8K Eprom
 above DOS. Great for utilities. ..\$24.95
CoCo Voice Chip - Votrax SC01A ...\$34.95
PBH Parallel Interface - Beats Botek!
 300-9600 baud w/ptr-modem switch ..\$69.95
The Spectrum Switcher - Have your Disk &
 Cartridge too! Dual Slot System \$69.95
Disk Interface w/1.1 ROM\$139.95
PBJ WORD-PAK 80X24 Video Board ..\$139.95
CoCo 10 Meg Hard Disk System ...\$1495.00

COCO CABLES AND...

Four Pin Male to Four Pin Female
 Extension- 15 feet. Move your printer or
 modem to another location.....\$14.95
Tired of plugging and unplugging devices
 from the RS232 port? Make your life
 easier. Try our RS232 "Y" cable ..\$19.95
Joystick/Light Pen Extender\$19.95
Disk Interface/Rom Pak Extender - Move
 your disks and ROM Paks where you want
 them. Gold plated connectors. (3 feet)
 Note - **NOT** for use w/Multipak\$29.95
Triple RS232 Switcher - Now select one
 of any three RS232 peripherals ...\$29.95
40 Pin Dual "Y" Cable - Hook up a Disk
 w/Voice or Word Pak, X-Pad, etc ..\$29.95

OTHER GOOD STUFF...

C-10 tapes in any quantity49 cents
5 1/4 Diskettes in any quantity ...\$1.99
 Joystick, Cassette or Serial plug ..\$3.99
 32K or 64K RAM Button\$4.99
 GEMINI 10X/OKIDATA Ribbon\$4.99
 Amdek 3" diskettes in any quantity.\$5.99
 Epson MX/RX 80 Cartridge\$6.99
 Rompak w/Blank PC Brd 27xx series ..\$9.95
 RS Disk Controller Case\$9.95
The Disk Doubler - Doubleside your 5 1/4
 diskettes for 160K more storage ..\$14.95
Video Clear- Cleanup TVI for good \$19.95
The Magic Box - load Mod I/III Basic
 program tapes into the CoCo\$24.95
DOS Switcher - Select any DOS (Disk 1.0
 1.1, JDOS) inside J&M controller ..\$24.95
CoCo Cooler- State D,E or CoCo II \$49.95
Stereo Hardware Music Synthesizer w/3
 hours of (100) four voice songs! ..\$79.95

SPECTRUM PROJECTS

EAST DIVISION :

PO BOX 21272
 WOODHAVEN, NY 11421

WEST DIVISION :

PO BOX 9866
 SAN JOSE, CA 95157-0866

ALL ORDERS PLUS \$3.00 S/H

NY RESIDENTS ADD SALES TAX

718-441-2807 / 408-243-4558

SPECIAL 64K RAM CHIPS \$49.95



HAIL TO THE CHIEFS

In Pursuit Of Presidential Trivia

By Mike Knolhoff

Once again it's time for that political circus we call a presidential election. By now we all know who is running for each party, and many of us have formed an opinion as to whom our next president will be. This year marks the 49th time our country has had a presidential election.

Since that first election in 1788, we have had 40 different presidents. It is easy to remember those presidents whose terms of office occurred during our lifetimes, but who was our 12th president? Do you know who was president in 1888? To what political party did John Tyler belong? Who was the only bachelor president? If you do not know the answer to these questions and would like to have some fun learning about our past presidents, *Presidents* will be of interest to you.

If you have a 32K or 64K CoCo, simply type in the program as it is. If you have 16K you should refer to Table 1 to delete certain areas of the program. You must still *PCLEAR 2* before you type in or load the modified program with 16K. The program does not use the speed-up poke, but it does use *POKE 359,60* to allow horizontal scrolling. This poke cannot be used on a disk-based system. Disk users can either unplug your controllers or delete *POKE 159,60* in Lines 20, 100, 120, and 1010 and delete *POKE 159,126* in Lines 120, 600, and 1010.

Instructions for the program are quite simple. The program is in quiz game format and allows for one to four players. After entering the names of the players, there will be 12 rounds of questions. (This could be modified in Line 115.) If a player answers the question correctly he will receive a score of 25 to 100 points, based on the type of question he answered and a random factor. If a player's answer is spelled incorrectly but is close, he will get one more chance to correctly spell his answer.

When a player correctly answers three questions in a row, he will enter the bonus round. With 16K the player will simply score a random number of points between 50 and 100. With 32K the player goes to a special bonus screen. There he must correctly answer a presidential trivia question worth from 100 to 200 points. No spelling mistakes are allowed on the bonus questions, so be careful typing in answers here. After the 12 rounds of questions are completed, the final scores are recapped and the high score, whether a new score or a previous score, will be displayed.

(Mike Knolhoff is a science teacher who enjoys writing educational programs for his students and family. He resides in Sterling, Ill. with his wife, Sharon, and their three children.)

NEW!


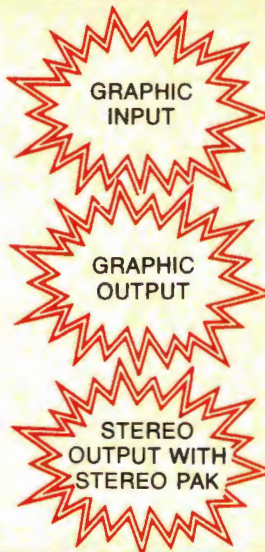
MUSICA 2™

Join our MUSICA
USER'S GROUP

The best just got better.

- Dump music to any dot matrix graphics printer. (Epson, Okidata, Gemini, 10X, R.S. printers, etc.)
- Repeat any portion of music using repeat bars.
- 4 Voices produced simultaneously.
- Input notes from the keyboard or joystick.
- Develop your own timbres by specifying 9 harmonics.
- Change tempo at any point in the music any number of times.
- Save or load music from tape or disk.
- Music may be played from BASIC.
- Music produced in stereo when used with the STEREO PAK.
- 100% machine code so it is fast, no wait times.
- Volume of each of the voices may be specified separately.
- Available memory is constantly shown on screen.
- Vibrato effect possible.
- Waveshapes may be switched as the music plays.
- A 30 page manual completely describes its operation.
- Powerful music editing capabilities.
- Double bar repeat, block move and title lines supported.

Tape (32K)\$34.95 Disk (32K)\$39.95



NEW!

STEREO PAK™

Plug this gem into your computer, connect to your home stereo system and sit back and enjoy music realism. The STEREO PAK is a hardware music synthesizer that plays our MUSIC LIBRARY and MUSICA 2 music in stereo. Because it was designed specifically with music reproduction in mind, the sound is superb. The highs are crisp and clear while the bass notes will rattle your walls.

The STEREO PAK is all hardware. It is intended as an enhancement for MUSICA 2 and our MUSIC LIBRARY. Disk owners may use the STEREO PAK with the R.S. Multi-Pak or our Y-CABLE. (\$29.95).



NEW!

MUSIC LIBRARY™ 100

You get over 100 four voice songs with a combined playing time of 3 hours. That's right, 3 hours of music. You won't believe your CoCo could sound so good. To fit over 100 songs required both sides of 5 C-20 tapes and the disk version uses 5 full disks (that's a half box of disks).

A JUKEBOX selection program is included to allow you to select specific songs or automatically play each. These songs are ready to go, you don't need MUSICA 2 or a knowledge of music.

These songs were developed using the best music program available for the CoCo; MUSICA 2. The tunes may be used as source files for MUSICA 2 and changed by the user. When coupled with the STEREO PAK the songs are reproduced in stereo with unsurpassed realism.

MUSIC LIBRARY 100 categories:

- | | |
|-----------------------|-------------------------|
| Stage, Screen, and TV | Classical |
| Music of the 70's | Christmas (popular) |
| Music of the 60's | Christmas (traditional) |
| Music of the 50's | Patriotic |
| Old Time Favorites | Polka Party |

MUSIC LIBRARY 200

Our second set of 100 tunes, 3½ hours of music.

MUSIC LIBRARY 300

Our third set of 100 tunes, 3 more hours of music.

MUSIC LIBRARY (All Versions) . . . (32K Tape)\$34.95
(32K Disk)\$39.95



see us at  PRINCETON

Speech Systems

**38W255 DEERPATH ROAD
BATAVIA, ILLINOIS 60510**

**(312) 879-6880 (VOICE)
(312) 879-6811 (24 HR. BBS)**

CALL ANY DAY, ANYTIME TO ORDER. ALSO ORDER BY MAIL OR BBS.
WE SHIP FROM STOCK WITHIN 48 HOURS.

Dealer Inquiries
Invited

If your dealer doesn't stock our
products, ask for them.

We accept CASH, CHECK, COD, VISA, and MASTER CARD orders.

Shipping and handling US and Canada\$3.00
Shipping and handling outside the US and Canada\$5.00
COD charge\$2.00
Illinois residents add 6¼% sales tax for the STEREO PAK.

Playing *Presidents* is quite entertaining, and you'll be surprised at how much you can learn about our past presidents as you play it. One more thing . . . don't forget to update the data after Nov. 6th.

		1330	188
100	32	2090
200	1	2228
400	10	2268
550	111	2310
800	165	2324
900	19	2340
1130	84	END
				168

Table 1 — 16K Modifications

- 1) Delete the following data lines:
2040 - 2110 and 2300 - 2355
- 2) Delete the following lines:
15, 55, 65, 1010 - 1130
- 3) Add the following lines:
1010 BS=RND(50)+49:PRINT@106,"BONUS SCORE";

1020 FOR X=ITO BS:PRINT@269,X,;SOUND125+X,1:
NEXTX

1030 FOR X=ITO8:PRINT@270," ";:FORK=ITO100:
NEXTK

1040 PRINT@269,BS,;:FORK=ITO200:NEXTK:NEXTX

1050 S(PL)=S(PL)+BS:RETURN

The listing:

```

0 * *****
1 * PRESIDENTS
2 * BY MIKE KNOLHOFF
3 * STERLING, IL 61081
4 * DECEMBER 1983
5 * *****
6 CLS:R=RND(-TIMER)
10 DIM L$(40),F$(40),P$(40),T$(40),ST$(40),R$(40),T(128)
15 DIM B$(75),BA(75),BS(224)
20 POKE359,60
25 P1$="02L255T255V31"
30 CLS0:PRINT@232," PRESENTING..
. ";
50 GOSUB600:FORX=1TO128:READT(X)
:NEXTX
55 FORX=1TO224:READBS(X):NEXTX
60 FORX=1TO40:READL$(X),F$(X),R$(X),P$(X),T$(X),ST$(X):NEXTX:GOSUB750
65 FORX=1TO75:READB$(X),BA(X):NEXTX
70 FORX=1TO4:S(X)=0:NEXTX
90 CLS
100 PRINT:POKE359,60:INPUT" HOW
MANY PLAYERS (LIMIT 4)";P:IFP<1
OR P>4 OR INT(P)<>P THENPRINT"IN
VALID NUMBER.":GOTO100
110 PRINT:FORX=1TO P:PRINT"NAME
OF PLAYER"X,;:INPUTN$(X):IF LEN(
N$(X))>9THEN N$(X)=LEFT$(N$(X),9)
:NEXTX:ELSENEXTX
115 FOR RO=1TO12:FORPL=1TO P
120 POKE 359,126:CLS:FORX=1TO128
:PRINTCHR$(T(X));:NEXTX:POKE359,
60
130 PRINT@307,"scoreboard";
140 PRINT@369,N$(1):PRINT@379,S(
1)
150 IFP>1THENPRINT@401,N$(2):PRI
NT@411,S(2)
160 IFP>2THENPRINT@433,N$(3):PRI
NT@443,S(3)
170 IFP>3THENPRINT@465,N$(4):PRI
NT@475,S(4);
180 PLAY P1$+"05GT4P8T255030"
190 R=RND(40):Q=RND(6):ON Q GOTO
200,250,300,350,400,450
200 PRINT@160,N$(PL)", WHAT IS T
HE FIRST":PRINT"NAME OF "L$(R)",
OUR "R$(R):PRINT"PRESIDENT?"
210 CA#=F$(R):GOSUB500
220 NEXT PL
230 NEXT RO:GOTO1200
250 PRINT@160,N$(PL)", WHAT IS T
HE LAST NAME":PRINT"OF OUR "R$(R
)" PRESIDENT?";
260 CA#=L$(R):GOSUB500
270 NEXT PL
280 NEXT RO:GOTO1200
300 PRINT@160,N$(PL)", WHAT IS T
HE LAST NAME":PRINT"OF THE PRESI
DENT WHOSE TERM OF":PRINT"OFFICE
WAS "T$(R)"?";
310 CA#=L$(R):GOSUB500
320 NEXT PL
330 NEXT RO:GOTO1200
350 PRINT@160,N$(PL)", IN WHICH
STATE OR":PRINT"STATE TO BE WAS
"F$(R):PRINTL$(R)" BORN?";
360 CA#=ST$(R):GOSUB500
370 NEXT PL
380 NEXT RO:GOTO1200
400 PRINT@160,N$(PL)", WHICH PRE
SIDENT":PRINT"(1-40) WAS "F$(R)"
"L$(R)"?"
410 IF R<10 THEN CA#=LEFT$(R$(R)
,1)ELSE CA#=LEFT$(R$(R),2)
420 GOSUB500
430 NEXT PL
440 NEXT RO:GOTO1200

```

```

450 PRINT@257,"1 FEDERALIST";:PR
INT@289,"2 REPUB/DEMO";:PRINT@32
1,"3 WHIG";:PRINT@353,"4 DEMOCRA
T";:PRINT@385,"5 REPUBLICAN";
460 PRINT@160,N*(PL)", TO WHAT P
OLITICAL":PRINT"PARTY DID "F*(R)
" "L*(R):PRINT"BELONG?";
470 CA*=P*(R):GOSUB500
480 NEXT PL
490 NEXT RO:GOTO1200
500 IF Q=6THEN LINEINPUT A$ ELSE
PRINT@256,"";:LINEINPUT A$
510 IFA*=CA$THENPLAYP1$+"05CBCBC
BCBCBCBC":SP=0:GOTO800
514 IF Q=5 AND CA*="22" AND A*="
24" THEN800
516 IF Q=5 AND CA*="24" AND A*="
22" THEN800
520 IF Q=5OR Q=6 THEN950
525 IF SP=1THEN SP=0:GOTO950
530 IF LEFT$(CA$,2)=LEFT$(A$,2)O
R RIGHT$(CA$,2)=RIGHT$(A$,2)THEN
PRINT@320,"CHECK YOUR";:PRINT@35
2,"SPELLING AND";:PRINT@384,"TRY
AGAIN.";:ELSE GOTO950
540 PLAY P1$+"03":FORX=1TO5:PLAY
"T4P4T255D":NEXTX:SP=1:PRINT@288
,"";:LINEINPUTA$
550 GOTO510

```

```

600 POKE359,126:PMODE1,1:PCLS1:5
CREEN0
620 COLOR3,1:LINE(29,15)-(224,55
),PSET,BF
630 COLOR4,1:FORX=29TO209STEP15:
LINE(X,55)-(X+15,175),PSET,B:NEX
TX
640 FORX=35TO220STEP30:PAINT(X,1
00),4,4:NEXTX
650 FORX=50TO205STEP30:PAINT(X,1
00),2,5:NEXTX
660 COLOR3,1:LINE(29,135)-(128,1
75),PSET:LINE-(225,135),PSET:LIN
E(29,15)-(29,135),PSET:LINE(225,
15)-(225,135),PSET
670 PAINT(10,10),2,3:PAINT(10,10
),1,3
680 DRAW"BM33,25C1D20U10R15U10L1
5BR20ND20R15D10L15R5F10BR5BU20NR
15D10NR10D10R15BR5BU20NR15D10R15
D10NL15BR5BU20R8L4D20L4R8BR5BU20
D20R10E5U10H5L10BR20NR15D10NR10D
10R15BR5BU20ND20D2F15D3U20BR5R7N
D20R7BR5NR15D10R15D10L15"
690 SCREEN1,1:RETURN
750 PA*="V30L2T303BL4.AL8B04L2CL
4.03BL8AL4.GL8AL4.GL8EL2DC"
760 PB*="V30T303L2G04L4.CL8DL2EL
4.DL8CL4.DL8CL4DEDC03BA"


```

Metric Industries

For the color computer and TDP100

Model 101 Interface \$54.95

- Serial to Parallel Interface
- Works with any Centronics Compatible Printer including Radio Shack, TDP, Gemini, Epson, Gorillia and many others
- Six switch selectable baud rates (300 to 9600)
- 90 day warranty
- Power Supply included



Model 102 RS-232-C Switcher

- Switches all three data lines
- Indicator lights let you know computer is on
- 3 position switch has silver plated contacts for high reliability
- Color coded lights indicate switch position
- Color coded labels for your printer, modem etc., supplied



\$35.95



Cassette Label Program \$6.95

- Prints five lines of information on pin-feed cassette labels
- Menu driven — easy to use



- Uses special features of your printer for standard, expanded and condensed characters
- 24 free labels included with program
- Auto centering features for each line of text
- 16K ECB required

General Items

- Gemini 10X Printer **\$319.00**
- Special Save — Printer & Interface **\$360.00**
- C-10 Cassettes **\$7.50/dozen**
- Hard plastic boxes **\$2.50/dozen**
- Pin-feed Cassette labels **\$3.00 per 100**
- Free shipping on all orders over \$50.00
- Add \$3.00 for shipping on orders under \$50.00
- Ohio residents add 5.5% sales tax
- Phone order line for VISA and MASTERCARD, orders accepted 24 hrs. a day, call **513-677-0796** or send check or money order to:

Metric Industries
Department R
P.O. Box 42396
Cincinnati, OH 45242

Dealer Inquiries Invited


```

770 PC$="V30T303L26L4.04C03L8BL4
A04C036FL2EDL2.C"
780 PLAY PA$+PB$:PLAYPA$+PC$
790 RETURN
800 IF Q<2 OR Q>3THEN 900
805 BK$=STRING$(12," "):PRINT@32
0,BK$::PRINT@352,BK$::PRINT@384,
BK$;
810 IF R=20R R=6THENPRINT@288,"W
HIGH ONE: JOHN";:PRINT@320,"OR J
OHN QUINCY?";:ELSE GOTO830
820 PRINT@352,"";:LINEINPUT D$:I
FD$=F$(R)THEN900ELSE CA$=F$(R):G
OTO950
830 IF R=90R R=23THENPRINT@288,"
WHICH ONE: ";:PRINT@320,"BENJAMIN
OR";:PRINT@352,"WILLIAM?";:ELSE
GOTO850
840 PRINT@384,"";:LINEINPUTD$:IF
D$=F$(R)THEN900ELSE CA$=F$(R):G
OTO950
850 IF R=170R R=36THENPRINT@288,
"WHICH ONE: ANDREW";:PRINT@320,"
OR LYNDON?";:ELSE GOTO870
860 PRINT@352,"";:LINEINPUTD$:IF
D$=F$(R)THEN900 ELSE CA$=F$(R):G
OTO950
870 IF R=26 OR R=32THENPRINT@288
,"WHICH ONE: ";:PRINT@320,"THEODO
RE OR";:PRINT@352,"FRANKLIN";:EL
SEGOTO900
880 PRINT@384,"";:LINEINPUTD$:IF
D$=F$(R)THEN900ELSE CA$=F$(R):G
OTO950
900 SC=RND(25)+25:PLAY P1$+"05CD
EFGAB"
910 IF Q=20R Q=30R Q=5 THEN SC=S
C+50 ELSE IF Q=4 OR Q=6 THEN SC=
SC+25
920 S(PL)=S(PL)+SC:PRINT@480,"CO
RRECT! YOU GET"SC"POINTS";
925 FORX=1TO1200:NEXTX
930 B(PL)=B(PL)+1:IFB(PL)=3THEN1
000ELSE RETURN
940 RETURN
950 PRINT@448,"WRONG ANSWER";:B(
PL)=0:PLAY P1$:FORX=1TO30:PLAY"C
":NEXTX
952 IFQ<>6 THEN 960
954 IF CA$="1"THEN CA$="1 FEDERA
LIST"ELSE IF CA$="2"THEN CA$="2
REPUBLIC/DEMO"ELSE IF CA$="3"THEN C
A$="3 WHIG"ELSE IF CA$="4"THEN C
A$="4 DEMOCRAT"ELSE CA$="5 REPUB
LICAN"
960 FORK=1TO6
970 PRINT@480,CA$::FORX=1TO200:N
EXTX:PRINT@480,STRING$(16," "):
FORX=1TO50:NEXTX

```

```

980 NEXT K
990 RETURN
1000 B(PL)=0:FORX=0TO8:CLS(X):SO
=RND(50):FORK=0TO200STEP50:SOUND
SO+K,1:NEXTK:NEXTX:CLS0
1010 POKE359,126:FORX=1TO224:PRI
NTCHR$(BS(X));:NEXT X:POKE359,60
1020 PRINT@256,N$(PL)":":":
1030 I=RND(75):PRINT@288,B$(I);
1040 PRINT@384,"";:LINEINPUT"YOU
R ANSWER: ";A$
1050 IF A$=L$(BA(I))THEN1100
1060 PRINT@453,"BETTER LUCK NEXT
TIME";:PRINT@484,"CORRECT ANSWE
R: "L$(BA(I));
1070 PLAY"T202V31L4CFGP128L4.6L8
AP128L2.A":FORK=1TO800:NEXTK
1080 RETURN
1100 FORX=1TO4:PRINT@456,"THAT'S
RIGHT!!";:FORK=1TO100:NEXTK:PRI
NT@456,"that's right!!";:PLAY"T2
503C04C05C04C":FORK=1TO100:NEXTK
:NEXTX
1110 Q=RND(100)+100:PRINT@485,"Y
OU SCORE"Q"POINTS";:S(PL)=S(PL)+
Q
1120 PLAY PA$
1130 RETURN

```

EDUCATIONAL SOFTWARE

COINS \$24.95

Counting coins, adding coins and making change. 3 skill levels each. Summary after every five problems. High res. graphics.

ADDITION \$24.95

8 levels-computer adjusts to student. Easy-to-read large numbers. Error correction and printable summary. Easy to use.

TIC-TAC \$24.95

Answer (+, -, X) problems to win tic-tac-toe squares. 3 time limits and incorrect answers gives the computer the square.

TEXT \$24.95

Text writing for young children. Large readable letters. Movable cursor for easy editing. 3 screens of text. Save/load/print

ALL PROGRAMS ON CASSETTE

MINIMUM OF 16K EXTENDED BASIC

\$24.95 EACH / 4 FOR \$89.95

ADD \$1.00 POSTAGE AND HANDLING

RI RESIDENTS ADD 6% SALES TAX

SEND CHECK OR MONEY ORDER TO:

WISH SOFTWARE

P.O. BOX 7366

JOHNSTON, RI 02919

(401) 232-2707



```

1200 CLS:PRINT@72," FINAL SCORE
S ";
1210 PRINT@135," ";N$(1);" ";;PR
INT@147,S(1);
1220 IF P>1THEN PRINT@167," ";N$(
2);" ";;PRINT@179,S(2);
1230 IF P>2THEN PRINT@199," ";N$(
3);" ";;PRINT@211,S(3);
1240 IF P>3THEN PRINT@231," ";N$(
4);" ";;PRINT@243,S(4);
1250 OL=HI:FORX=1TO4:IF S(X)>HI
THEN HI=S(X):HI$=N$(X):NEXTX:ELS
E NEXTX
1260 IF HI<>OL THEN PRINT@295,"
NEW HIGH SCORE!! ";ELSE PRINT@29
4,"HIGH SCORE IS STILL ";
1270 FOR X=1TO10:PRINT@359,STRIN
G$(10," ");:FORK=1TO50:NEXTK:PRI
NT@359," ";HI$;" ";;PRINT@371,HI
;;FORK=1TO150:NEXTK:NEXTX
1280 PRINT@486," ANOTHER GAME (Y
/N)? ";
1290 I$=INKEY$:IFI$="N"THEN CLS:
END ELSE IF I$<>"Y"THEN1290
1300 PRINT@486," SAME PLAYERS (Y
/N)? ";
1310 I$=INKEY$:IFI$<>"Y"AND I$<>
"N"THEN1310
1320 FORX=1TO4:S(X)=0:B(X)=0:NEX
TX
1330 IFI$="Y"THEN115ELSE CLS:PRI
NT:PRINT:GOTO 100
1990 REM PRESIDENTS TITLE
2000 DATA 143,140,140,141,140,14
0,141,140,140,141,140,140,141,14
0,140,141,140,140,143,140,140,14
1,141,143,141,140,140,141,140,14
0,141,143
2010 DATA 143,133,143,133,133,14
3,133,133,143,143,133,143,143,14
3,133,143,133,143,133,133,143,14
3,128,141,133,143,133,143,133,14
3,143,143
2020 DATA 143,129,131,135,129,12
9,135,129,131,143,131,131,133,14
3,133,143,133,143,133,129,131,14
3,133,132,133,143,133,143,131,13
1,133,143
2030 DATA 143,133,143,143,133,13
9,141,132,140,141,140,140,133,14
0,132,141,132,140,135,132,140,14
1,133,139,133,143,133,143,140,14
0,133,143
2040 REM BONUS
2050 DATA 128,255,255,255,255,12
8,128,128,175,175,175,128,128,20
7,128,128,128,207,128,143,128,12
8,128,143,128,128,159,159,159,15
9,128,128

```

```

2060 DATA 128,255,128,128,128,25
5,128,175,128,128,128,175,128,20
7,207,128,128,207,128,143,128,12
8,128,143,128,159,128,128,128,12
8,128,128
2070 DATA 128,255,128,128,128,25
5,128,175,128,128,128,175,128,20
7,207,207,128,207,128,143,128,12
8,128,143,128,159,128,128,128,12
8,128,128
2080 DATA 128,255,255,255,255,12
8,128,175,128,128,128,175,128,20
7,128,207,128,207,128,143,128,12
8,128,143,128,128,159,159,159,12
8,128,128
2090 DATA 128,255,128,128,128,25
5,128,175,128,128,128,175,128,20
7,128,207,207,207,128,143,128,12
8,128,143,128,128,128,128,128,15
9,128,128

```



```

2100 DATA 128,255,128,128,128,25
5,128,175,128,128,128,175,128,20
7,128,128,207,207,128,143,128,12
8,128,143,128,128,128,128,128,15
9,128,128
2110 DATA 128,255,255,255,255,12
8,128,128,175,175,175,128,128,20
7,128,128,128,207,128,128,143,14
3,143,128,128,159,159,159,159,12
8,128,128
2200 DATA WASHINGTON,GEORGE,1ST,
1,1789-1797,VIRGINIA
2202 DATA ADAMS,JOHN,2ND,1,1797-
1801,MASSACHUSETTS
2204 DATA JEFFERSON,THOMAS,3RD,2
,1801-1809,VIRGINIA
2206 DATA MADISON,JAMES,4TH,2,18
09-1817,VIRGINIA
2208 DATA MONROE,JAMES,5TH,2,181
7-1825,VIRGINIA
2210 DATA ADAMS,JOHN QUINCY,6TH,
2,1825-1829,MASSACHUSETTS
2212 DATA JACKSON,ANDREW,7TH,4,1
829-1837,SOUTH CAROLINA
2214 DATA VAN BUREN,MARTIN,8TH,4
,1837-1841,NEW YORK
2216 DATA HARRISON,WILLIAM,9TH,3
,1841,VIRGINIA
2218 DATA TYLER,JOHN,10TH,3,1841
-1845,VIRGINIA

```

TALKHEAD FOR THE 'REAL TALKER'

"Way beyond anything you have ever seen for the CoCo"

That's a strong statement, we know. But wait until you see 'TALKHEAD'! It's a dazzling creation—easily the most impressive display of CoCo graphics you can buy!

If you have a 'REAL TALKER' voice synthesizer, DO NOT deprive yourself of this absolutely incredible Talking Head simulation program! TALKHEAD uses the 'Real Talker' and extremely high speed/high resolution machine language to create an audio-visual simulation that clearly goes way, way beyond anything that you have ever seen on ANY home computer!

TALKHEAD's fast, smooth-talking animation is so stunningly life-like that it resembles a movie more than a cartoon! This page shows some still shots of the actual moving image as it will appear on your TV screen.


And, TALKHEAD is a real snap to use in Basic, thanks to a new command that we give you: SAY. Type SAY "ANYTHING YOU WANT" and Talkhead instantly appears and speaks ANY text—it has an unlimited vocabulary!

The most impressive CoCo program you can buy . . .

'TALKHEAD' is available on cassette or disk (please specify) for **only \$29.95**. The cassette version can be transferred to disk in case you ever upgrade. TALKHEAD requires 64K of memory and a Colorware 'REAL TALKER' voice pak.

PROGRAM BY TIM JENISON

SPEECH PROGRAMMING BY H. PUNYON



ONLY \$29⁹⁵ FROM COLORWARE



'TALKHEAD's eyes, mouth and jaw move, realistically animating his speech. The effect is amazing!

MORE SOFTWARE FOR THE 'REAL TALKER' VOICE PAK

STELLAR SEARCH ADVENTURE

If you ever had an urge to command the USS Enterprise, this talking version of 'STELLAR SEARCH' from Owl-Ware is for you! It uniquely combines the best aspects of 'adventure' and graphic 'action' type games and puts the 'Real Talker' voice pak to good use. You'll find graphics galore in this exciting package containing more than 86K of action adventure. Requires 32K and a 'Real Talker' voice pak. **Cassette....\$24.95. Disk....\$26.95**

TALKING EDUCATIONAL SOFTWARE

SOFTWARE FOR CHILDREN FROM COMPUTER ISLAND

Math Drill \$ 9.95
Foreign Languages..... \$ 9.95
Spelling Tester \$ 9.95

All 3 for Only \$24.95
Requires 16K and a Colorware 'Real Talker' voice pak.

ADVENTURE STARTER

The popular 'ADVENTURE STARTER' from Owl's Nest Software is now available in a speaking version for the 'Real Talker' voice synthesizer. Adventure Starter is a painless and enjoyable way to learn about computer adventure games. Included are two adventures. The first is "MYHOUSE", an easy game with plenty of help and hints. A second adventure, 'PIRATES', is more challenging. Both are great fun for the adventure minded. This is the only way to get into CoCo adventuring! Requires 16K Extended Basic and a 'REAL TALKER' voice pak. **Cassette, only \$17.95.**



COLORWARE INC.
78-03 Jamaica Ave.
Woodhaven, NY 11421
(212) 647-2864



★ ★ ★ ORDERING INFORMATION ★ ★ ★

ADD \$2.00 PER ORDER FOR SHIPPING & HANDLING.
C.O.D.'S: ADD \$3.00 EXTRA.
SHIPPING & HANDLING FOR CANADA IS \$4.00
WE ACCEPT VISA, MASTER CARD, M.O.'S, CHECKS.
N.Y. RESIDENTS MUST ADD SALES TAX.
ALL SOFTWARE ON THIS PAGE REQUIRES A
COLORWARE 'REAL TALKER' VOICE PAK.

THE TOP 4 COCO GAMES...



CUBIX

By Spectral Associates. Very much like the arcade smash! Jump little Cubix around the 3D maze trying to change the color of all the squares. With Death Globes, Discs, Snakes, etc. 32K Tape: \$24.95

ZAKSUND

From Elite Software comes this fantastic arcade style space action game with 3 different stages of moving 3-D graphics. You've never seen anything like this on your CoCo! Great sound too! 32K Tape: \$24.95




THE KING

Previously called 'Donkey King', you simply cannot buy a more impressive game for your CoCo. With 4 different screens and loads of fun! From Tom Mix Software. 32K Tape: \$25.95

GHOST GOBLER

From Spectral Assoc. This "PAC" theme game has been improved several times. It is definitely the best of its type. Brilliant color, action and sound, just like an arcade. 16K Tape: \$24.95



COLORCADE SUPER JOYSTICK MODULE



WITH
RAPID
FIRE!

ONLY \$19.95

JOYSTICK INTERFACE/RAPID FIRE/6 FT. EXTENDER ALL IN ONE! The Colorcade allows connection of any Atari type joystick to your CoCo (including the Wico Red Ball). These switch type sticks are extremely rugged and have a faster and more positive response. They will improve the play of almost any action game.

An adjustable speed rapid fire circuit is built in. Press your fire button and get a great burst of fire instead of just a single shot! You get a real advantage in shooting games that do not have repeat fire.

ATARI JOYSTICK

ONLY
\$8.50

THE BEST YOU
CAN BUY
WICO #15-9730

~~\$34.95~~
\$29.95

WICO FAMOUS
"RED BALL"



ROM/PROJECT/ PRODUCT CASE



Give a professional look to your project or product! High quality 3 piece injection molded plastic with spring loaded door. Designed especially for the CoCo ROM slot.

2 - 4 pcs. \$5.50 Ea.
5 - 9 pcs. \$3.50 Ea.
10 - 99 pcs. \$2.75 Ea.
100 & UP. Call Us.

P.C. board for 27XX EPROMS. . . \$4.00 Ea.

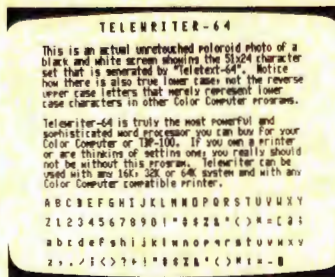
COLORWARE LIGHT PEN



ONLY \$19.95
WITH SIX FREE
PROGRAMS ON
CASSETTE!

The Colorware Light Pen plugs directly into your joystick port and comes with six fun & useful programs on cassette. Easy instructions show how to use it with Basic and it's compatible with light pen software such as Computer Island's "Fun Pack." Order yours today. Only \$19.95 complete.

TELEWRITER-64



DISK \$59.95
CASSETTE... \$49.95

Colorware researched the word processors available for the Color Computer. This is the best. Telewriter-64 is a truly sophisticated system that is marvelously easy to use. It works with any 16K, 32K or 64K system and any CoCo compatible printer.

TOP-RATED COCO WORD PROCESSOR



TOLL FREE ORDERING
800-221-0916

ORDERS ONLY. N.Y. & INFO CALL (212) 647-2864

'REAL TALKER'

HARDWARE Voice Synthesizer

**NEW from
COLORWARE..
only... \$59.95**

**THINKING OF BUYING A
COCO VOICE SYNTHESIZER?
READ THIS....**

Making your computer talk couldn't be any easier! 'Real Talker' is a full featured, ready to use, **HARDWARE** voice synthesizer system in a cartridge pak. It uses the Votrax SC-01 phoneme synthesizer chip to produce a clear, crisp voice.

FREE TEXT-TO-SPEECH

Included free with 'Real Talker' is Colorware's remarkable Text-to-Speech program. This is a truly powerful machine language utility. What it does is automatically convert plain English to speech. And it has an unlimited vocabulary! For example, use it in the direct mode: Type in a sentence or a paragraph, even mix in numbers, dollar signs, etc., then press enter. The text is spoken. At the same time a phoneme string is generated which can be saved to cassette or disk, modified or used in a Basic program.

We originally planned to sell this major piece of programming for about \$40.00 but decided it was so useful that no 'Real Talker' user should be without it. Besides, it really shows off the capability of 'Real Talker'.

Also included with 'Real Talker' is our unique Phoneme Editor program. It allows you to explore and create artificial speech at the phoneme level. Phonemes are the fundamental sounds or building blocks of word pronunciation. There are 64 different phonemes, as well as 4 inflection levels at your disposal. Creating and modifying speech at the phoneme level is both fascinating and educational. The Phoneme Editor may also be used to customize the pronunciation of speech produced by the Text-to-Speech program.



You don't have to use any of our utility programs though. If you write your own Basic Programs, you will find the pocket sized Votrax Dictionary (included free) is all you need to make your own Basic programs talk. This dictionary gives you quick access to the phoneme sequences used to create approximately 1400 of the most used words in the English language.

How about compatibility? 'Real Talker' is compatible with any 16K, 32K, 64K, Extended or non-extended Color Computer. It works with any cassette or disk based system, with or without the Radio Shack Multi-slot expander. No other synthesizer under \$100 can make this claim. Most other CoCo voice synthesizers require an expensive Multi-slot expander in order to work with the disk system. 'Real Talker' requires only an inexpensive Y-adaptor. This is an important consideration if you plan on adding a disk or have one already.

'Real Talker' comes completely assembled, tested and ready to use. It is powered by the CoCo and talks through your T.V. speaker so there is nothing else to add. Price includes Text-to-Speech and other programs on cassette (may be transferred to disk), User Manual and Votrax Dictionary. ONLY \$59.95

'Y-BRANCHING CABLE' For disk systems. This 40-pin, 3 connector cable allows 'Real Talker' to be used with any disk system \$29.95

YOU DECIDE....

Order yours today on our Toll-Free Order Line. If you are not delighted with your 'Real Talker' system, simply return it within 30 days for a prompt, courteous refund.

COLORWARE COLORWARE INC.
78-03F Jamaica Ave.
Woodhaven, NY 11421
(212) 647-2864



★★★ ORDERING INFORMATION ★★★

ADD \$2.00 PER ORDER FOR SHIPPING & HANDLING.
C.O.D.'S: ADD \$3.00 EXTRA.
SHIPPING & HANDLING FOR CANADA IS \$4.00
WE ACCEPT VISA, MASTER CARD, M.O.'S, CHECKS.
N.Y. RESIDENTS MUST ADD SALES TAX.

2220 DATA POLK, JAMES, 11TH, 4, 1845-1849, NORTH CAROLINA
 2222 DATA TAYLOR, ZACHARY, 12TH, 3, 1849-1850, VIRGINIA
 2224 DATA FILLMORE, MILLARD, 13TH, 3, 1850-1853, NEW YORK
 2226 DATA PIERCE, FRANKLIN, 14TH, 4, 1853-1857, NEW HAMPSHIRE
 2228 DATA BUCHANAN, JAMES, 15TH, 4, 1857-1861, PENNSYLVANIA
 2230 DATA LINCOLN, ABRAHAM, 16TH, 5, 1861-1865, KENTUCKY
 2232 DATA JOHNSON, ANDREW, 17TH, 4, 1865-1869, NORTH CAROLINA
 2234 DATA GRANT, ULYSSES, 18TH, 5, 1869-1877, OHIO
 2236 DATA HAYES, RUTHERFORD, 19TH, 5, 1877-1881, OHIO
 2238 DATA GARFIELD, JAMES, 20TH, 5, 1881, OHIO
 2240 DATA ARTHUR, CHESTER, 21ST, 5, 1881-1885, VERMONT
 2242 DATA CLEVELAND, GROVER, 22ND, 4, 1885-1889, NEW JERSEY
 2244 DATA HARRISON, BENJAMIN, 23RD, 5, 1889-1893, OHIO
 2246 DATA CLEVELAND, GROVER, 24TH, 4, 1893-1897, NEW JERSEY

2248 DATA MCKINLEY, WILLIAM, 25TH, 5, 1897-1901, OHIO
 2250 DATA ROOSEVELT, THEODORE, 26TH, 5, 1901-1909, NEW YORK
 2252 DATA TAFT, WILLIAM, 27TH, 5, 1909-1913, OHIO
 2254 DATA WILSON, WOODROW, 28TH, 4, 1913-1921, VIRGINIA
 2256 DATA HARDING, WARREN, 29TH, 5, 1921-1923, OHIO
 2258 DATA COOLIDGE, CALVIN, 30TH, 5, 1923-1929, VERMONT
 2260 DATA HOOVER, HERBERT, 31ST, 5, 1929-1933, IOWA
 2262 DATA ROOSEVELT, FRANKLIN, 32ND, 4, 1933-1945, NEW YORK
 2264 DATA TRUMAN, HARRY, 33RD, 4, 1945-1953, MISSOURI
 2268 DATA EISENHOWER, DWIGHT, 34TH, 5, 1953-1961, TEXAS
 2270 DATA KENNEDY, JOHN, 35TH, 4, 1961-1963, MASSACHUSETTS
 2272 DATA JOHNSON, LYNDON, 36TH, 4, 1963-1969, TEXAS
 2274 DATA NIXON, RICHARD, 37TH, 5, 1969-1974, CALIFORNIA
 2276 DATA FORD, GERALD, 38TH, 5, 1974-1977, NEBRASKA

NEW! For Your TRS-80 Color Computer

320 Full-time Audio Talk/Tutor Programs!



We're Your Educational Software Source

Course	No. of Programs
Language Arts (Spelling)	16 Programs
Reading	64 Programs
Comprehension	32 Programs
Phonics	32 Programs
English as a Second Language	32 Programs
Mathematics	64 Programs
Basic Algebra	16 Programs
Physics	16 Programs
Effective Writing	16 Programs
History	32 Programs

In Color, with Pictures and Text!


All of our TRS-80 Color programs have easy to understand professional announcer narration, not synthesized, robotic voices. All text is displayed in easy to read upper- and lower-case characters. Video clearly illustrates key concepts in each frame of the program.

Only \$4.40 per program (\$8.80 for 2, one on each side of a half-hour cassette). \$59.90 for 16 programs (8 cassettes) in an album. Send for catalog of over 1000 programs for Atari, TRS-80, Apple, etc.

Dealer inquiries welcome
 For more information, or to order call:

TOLL FREE 1-800-654-3871

IN OKLAHOMA CALL (405) 288-2301

 **DORSETT**
 Educational Systems, Inc.
 Box 1226, Norman, OK 73070



2278 DATA CARTER, JAMES, 39TH, 4, 19
77-1981, GEORGIA

2280 DATA REAGAN, RONALD, 40TH, 5, 1
981-PRESENT, ILLINOIS

2300 DATA WHO WAS COMMANDER IN CHIEF OF THE FIRST CONTINENTAL ARMY?, 1, WHO HAD FALSE TEETH MADE FROM RHINOCEROS IVORY?, 1, WHO WAS THE ONLY PRESIDENT TO BE ELECTED UNANIMOUSLY?, 1

2302 DATA WHICH PRESIDENT COULD READ SEVEN LANGUAGES?, 2, WHICH PRESIDENT LIVED THE LONGEST?, 2, WHO DIED ON JULY 4TH SHORTLY AFTER JEFFERSON DIED?, 2

2304 DATA WHO BOUGHT THE LOUISIANA PURCHASE?, 3, WHICH PRESIDENT'S HOUSE WAS NAMED MONTICELLO?, 3, WHO WROTE THE DECLARATION OF INDEPENDENCE?, 3

2306 DATA WHO WAS THE FIRST PRESIDENT TO WEAR LONG TROUSERS?, 4, WHO WAS LIVING IN THE WHITE HOUSE WHEN IT WAS DESTROYED BY THE BRITISH?, 4

2308 DATA WHO WAS THE FIRST PRESIDENT TO SAIL ON A STEAMSHIP?, 5, WHICH PRESIDENT'S FATHER WAS

ALSO A PRESIDENT?, 6, WHICH PRESIDENT WAS ALSO A PUBLISHED POET?, 6

2310 DATA WHO WAS THE FIRST PRESIDENT TO RIDE A RAILROAD TRAIN WHILE IN OFFICE?, 7, WHICH PRESIDENT WAS THE VICTIM OF THE FIRST ASSASSINATION ATTEMPT?, 7, WHOSE HOUSE WAS CALLED THE HERMITAGE?, 7

2312 DATA WHO WAS THE FIRST PRESIDENT TO BE BORN IN THE UNITED STATES?, 8, WHO WAS THE FIRST PRESIDENT TO DIE WHILE IN OFFICE?, 9, WHICH PRESIDENT HAD THE SHORTEST TERM (1 MONTH)?, 9

2314 DATA WHICH PRESIDENT HAD THE MOST (14) CHILDREN?, 10, WHO WAS THE FIRST PRESIDENT TO HAVE IMPEACHMENT PROCEEDINGS STARTED AGAINST HIM?, 10, WHICH PRESIDENT HAD GAS LIGHTS INSTALLED IN THE WHITE HOUSE?, 11

2316 DATA WHO WAS THE ONLY SPEAKER OF THE HOUSE TO BECOME PRESIDENT?, 11, WHO DIED IN OFFICE AS A RESULT OF DRINKING COLD MILK AFTER EATING CHERRIES ON A HOT DAY?

A PICTURE IS WORTH . . .



PJ inc.
P.O. BOX 813
N. Bergen, N.J. 07047
(201) 330-1898

Y?, 12
 2318 DATA WHO HAD THE FIRST BATH TUB INSTALLED IN THE WHITE HOUSE?, 13, WHO HAD THE FIRST FURNACE INSTALLED IN THE WHITE HOUSE?, 14
 2320 DATA WHO WAS THE ONLY BACHELOR PRESIDENT?, 15, WHO WAS THE FIRST PRESIDENT TO HAVE HIS INAUGURATION PHOTOGRAPHED?, 15
 2322 DATA WHO WAS THE FIRST PRESIDENT BORN OUTSIDE THE BORDERS OF THE ORIGINAL 13 COLONIES?, 16, WHO WAS THE ONLY PRESIDENT TO HAVE A PATENT ISSUED IN HIS NAME?, 16, WHO WAS THE FIRST REPUBLICAN PRESIDENT?, 16
 2324 DATA WHICH PRESIDENT NEVER SPENT A DAY IN SCHOOL?, 17, WHICH PRESIDENT ESTABLISHED THE FIRST NATIONAL PARK?, 18, WHO SMOKED TWENTY CIGARS A DAY?, 18
 2326 DATA WHO HAD THE FIRST TELEPHONE INSTALLED IN THE WHITE HOUSE?, 19, WHO WAS THE FIRST PRESIDENT TO VISIT THE WEST COAST?, 19

2328 DATA WHICH PRESIDENT COULD WRITE WITH BOTH HANDS?, 20, WHO WAS THE 2ND PRESIDENT TO BE ASSASSINATED?, 20, WHO WAS THE FIRST PRESIDENT TO HAVE A VALET?, 21
 2330 DATA WHO WAS THE ONLY PRESIDENT THAT SERVED TWO NON-CONSECUTIVE TERMS?, 22, WHICH PRESIDENT WAS MARRIED IN THE WHITE HOUSE?, 22, WHOSE DAUGHTER HAD A CANDY BAR (BABY RUTH) NAMED AFTER HER?, 22
 2332 DATA WHICH PRESIDENT HAD ELECTRICITY INSTALLED IN THE WHITE HOUSE?, 23, WHO WAS THE LAST CIVIL WAR VETERAN TO BECOME PRESIDENT?, 25, WHO WAS PRESIDENT DURING THE SPANISH-AMERICAN WAR?, 25
 2334 DATA WHO WAS THE YOUNGEST MAN TO BECOME PRESIDENT?, 26, WHO ESTABLISHED THE FIRST WHITE HOUSE PRESS ROOM?, 26
 2336 DATA WHO WAS THE HEAVIEST PRESIDENT (OVER 300 POUNDS)?, 27, WHICH PRESIDENT WAS THE FIRST TO THROW OUT THE FIRST PITCH OF A BASEBALL SEASON?, 27, WHO WAS THE

AVAILABLE NOW DRAGON USER



To make the most of your new Dragon microcomputer from Dragon-Tano, you need *Dragon User* — the international, independent magazine for Dragon owners.

- Each issue of *Dragon User* contains:
- reviews of the latest software
 - programming advice for beginners
 - hardware projects

- program listings covering games and utilities
- reviews of Dragon peripherals and add-ons
- technical advisory service
- programming articles for users

The Dragon microcomputer was launched in the UK last year. Since then we have developed a knowledge and mastery of the machine's abilities. You can benefit from our experience by subscribing to *Dragon User*, which is expanding its coverage to include all US developments.

To make sure that you receive a copy of *Dragon User* regularly, subscribe direct to us. This costs only \$29.95 for 12 issues airspeeded to you — or take advantage of our special offer to long-term subscribers. Individual copies of the magazine can be obtained from your Dragon dealer.

Subscription order form. Receive a free book and save money by taking out a long-term subscription — a two-year subscription saves 10%, a three-year subscription saves 20%. In addition, long-term subscribers will receive a free copy of either *The Working Dragon* or *Dragon Games Master*. Please send a check, made payable to *Dragon User*, with this form. Start my subscription from the following issue

Name

Address

Signed..... Date.....

Subscription rates US and Canada airspeeded US\$29.95 for 12 issues/1 year
 US\$53.90 for 24 issues US\$71.90 for 36 issues. Send this form to
Dragon User, % Business Press International, 205 E. 42nd St., New York, NY 10017.

ONLY MAN TO BE PRES-IDENT AND CHIEF JUSTICE OF THE SUPREME COURT?, 27

2338 DATA WHO WAS THE FIRST PRESIDENT WITH A PH.D. DEGREE?, 28, WHO BESIDES T. ROOSEVELT GOT A NOBEL PRIZE?, 28

2340 DATA WHICH PRESIDENT WON THE FIRST ELECTION IN WHICH WOMEN COULD VOTE?, 29, WHO FIRST USED A RADIO IN THE WHITE HOUSE?, 29, WHO WAS PRESIDENT DURING THE TEAPOT DOME SCANDAL?, 29

2342 DATA WHO WAS PRESIDENT WHEN J. EDGAR HOOVER WAS APPOINTED HEAD OF THE FBI?, 30, WHO WAS THE FIRST PRESIDENT BORN WEST OF THE MISSISSIPPI RIVER?, 31, WHO WAS PRESIDENT WHEN THE STAR SPANGLED BANNER BECAME OUR NATIONAL ANTHEM?, 31

2344 DATA WHICH PRESIDENT SERVED MORE THAN TWO FULL TERMS?, 32, WHO WAS THE FIRST PRESIDENT TO APPEAR ON TELEVISION?, 32, WHO WAS THE FIRST PRESIDENT TO FLY IN AN AIRPLANE WHILE IN OFFICE?, 32

2346 DATA WHICH PRESIDENT APPOINTED THE FIRST WOMAN CABINET MEMBER?, 32, WHO WAS PRESIDENT DURING THE ONLY NUCLEAR ATTACK IN HISTORY?, 33

2348 DATA WHO WAS THE FIRST PRESIDENT TO APPEAR ON COLOR TV?, 34, WHO WAS THE ONLY PRESIDENT TO SCORE A HOLE-IN-ONE WHILE PLAYING GOLF?, 34

2350 DATA WHO WAS THE YOUNGEST MAN TO BE ELECTED PRESIDENT?, 35, WHO WAS THE FIRST ROMAN CATHOLIC PRESIDENT?, 35

2352 DATA WHO WAS THE 2ND TALLEST PRESIDENT?, 36, WHO WAS THE ONLY PRESIDENT TO RESIGN FROM OFFICE?, 37, WHO WAS THE FIRST PRESIDENT TO VISIT ALL 50 STATES?, 37

2354 DATA WHICH PRESIDENT WAS NEVER ELECTED TO THE OFFICE OF PRESIDENT OR VICE PRES. IN AN ELECTION?, 38, WHO WAS THE ONLY MAN FROM THE DEEP SOUTH ELECTED PRESIDENT AFTER THE CIVIL WAR?, 39

2355 DATA WHO WAS THE ONLY PRESIDENT TO BE IN A MOVIE WHICH STARRED A CHIMPANZEE?, 40, WHO WAS THE OLDEST PRESIDENT EVER ELECTED TO OFFICE?, 40



see us at RAINBOWFEST PRINCETON

Enter the exciting world of graphics for the Color Computer. The first monthly graphics disk magazine for the Color Computer is here.

Just insert GRAFX into your disk drive and view the pictures with music!! You won't need Graphicom to view the pictures but all pix files can easily be transferred to a GC disk with our SHRINX 2.0 utility.

GRAFX gives you a variety of works by the great Graphicom masters-humorous pix-seasonal designs-technical designs and more . . .

CHARTER MEMBER OFFER

One year subscription to GRAFX \$99.95

second year's subscription \$50.00

2 year subscription=\$149.95 (save \$5)

DUBIOUS?? get a trial 3 month subscription for only \$30 and if we convince you we'll credit \$30 to the above offer.

TRY ONE!!! Sample Disk \$13.95*

SHRINX 2.0

SHRINX-our original utility for shrinking your pix has grown into a super utility. This is the only utility you'll need to do anything with your GC pix.

FEATURES: 1 to 4 drives, enlarge or shrink (quad-frame), variable shrink (0-100%), get or transfer to a GC disk, load or write a binary pix file, directory of any drive, user friendly menu!!!

REQUIRES 32K, 1 disk drive \$29.95*

MUSX

We've done it!! the first monthly music disk for your Color Computer. Plays 4 completely different voices at one time--sounds terrific!!

MUSX DISK #1 (contains 8-10 pop songs) \$13.95*

YOUR ONE STOP FOR ALL GRAPHICOM NEEDS!!!!

GRAPHICOM

The big hit of every RAINBOWFEST. Graphicom is simply stated the best graphics and animation utility for the COCO yet. Easy graphic menu.

REQUIRES 64K, 1 drive, joysticks \$24.95*

GRAPHICOM PIX DISKS

ART DISK #1

ART DISK #2

AID DISK #1

FONT DISK #1

each \$19.95*

all for \$39.95*

HAM SOFTWARE by John Yurek (K3PGP)

Software being used world-wide by ham operators. CW-turns your TRS-80 4K machine into a CW keyboard and CW receive terminal.

MODEL 1, MODEL 3 or COCO \$44.95* (tape only)

RY-turns a TRS-80 4K machine into a 5 level (Baudot Code) teletype machine.

MODEL 1, MODEL 3 or COCO \$49.95* (tape only)

*=add \$2.00 for postage & handling

To place your order send check or money order to:

GRAFX

P.O. Box 254

West Mifflin, PA 15122-0254

VOICE LINE-(412) 466-6974 (6-9 pm)

24 HR BBS-(412)744-2335 (COCONET)

Send \$2.00 for our complete listing of available software (deductable on your order).

ARTISTS

Send a stamped self-addressed envelope for details on how to get your artworks published in GRAFX.


GRAPHICOM - TM of Cheshire Cat Computer Creations
TRS-80 COLOR COMPUTER - TM of Tandy Corporation

Sugar
& Software

Sugar Software

RAINBOWfest
see us at PRINCETON

RAINBOW SCREEN MACHINE



SUPER SCREEN MACHINE

- **The Rolls Royce of graphics/text screen enhancers — more screen features than all others combined!**
- Add these features to your computer/program: ML extension of Basic loads on top of 16, 32, or 64K machines to enable easy mixture of **hi-res graphics and text** in your programs. Dense text or large lettering for children, visually impaired or VCR title screens with no programming!
- User definable 224 character set featuring lower case descenders, Greek, cars, tank, planes, etc., completely interfaced with **all keys, commands, and PMODES**. 12 sizes (most colored) from 16 x 8 to **64 x 24**. **PRINT @, TAB and comma fields are fully supported.**
- 2 distinct character sets automatically switch for sharpest lettering featuring **underline, subscript, superscript, reverse video, top and bottom scroll protect, double width, colored characters in PMODE 4, and help screen.**
- Simple 2-letter abbreviated commands inside your program or **control key** entry from keyboard, even during program execution!
- Includes demo program, **character generator** program and manual. 16K Ext. Basic required — 32K recommended. **\$29.95 Tape; \$32.95 Disk.**
- **Revolutionary — heralded as the most useful, powerful and versatile state-of-the-art utility ever developed for the Color Computer!**
- All of the features of Screen Machine and more:
- Variable **SMOOTH Scroll** for professional displays, listings, business use.
- Variable volume **KEY Click** (tactile feedback).
- **EDTASM + command** for instant compatibility with cartridge EDTASM
- **Superpatch + command** for instant compatibility with the Superpatch + Editor-assembler
- True **Break key** disable and recognition.
- 10 User Definable commands used to activate your special drivers or subroutine.
- Dynamic **Screen Dump command** for use with Custom Software Engineering's Graphic Screen Print program for simple printer "Snapshots" of your screen even during program execution!
- **The new standard** — Upgradeable at any time from previous Rainbow-Writer or Screen Machine purchase. Return old program, manual, plus cost difference and \$7.00 shipping and handling.
- Super Screen Machine **\$44.95 Tape; \$47.95 Disk.**

Screen Machine can be used in games, word processors, utilities, etc. In addition, the custom graphics characters can be used to develop easy, effective hi-res character-graphics programs. The potential is truly unlimited.

Screen Machine can be used to directly create video recorder title screens or large lettering for children or the visually impaired simply by typing.

Screen Machine is fully interfaced with all keys and commands. Although some Basic programming knowledge is recommended just a few minutes spent studying and referencing your computer's Basic manuals will turn you on to the power of computing with Screen Machine.

Sugar Software No. _____
Gift Certificate

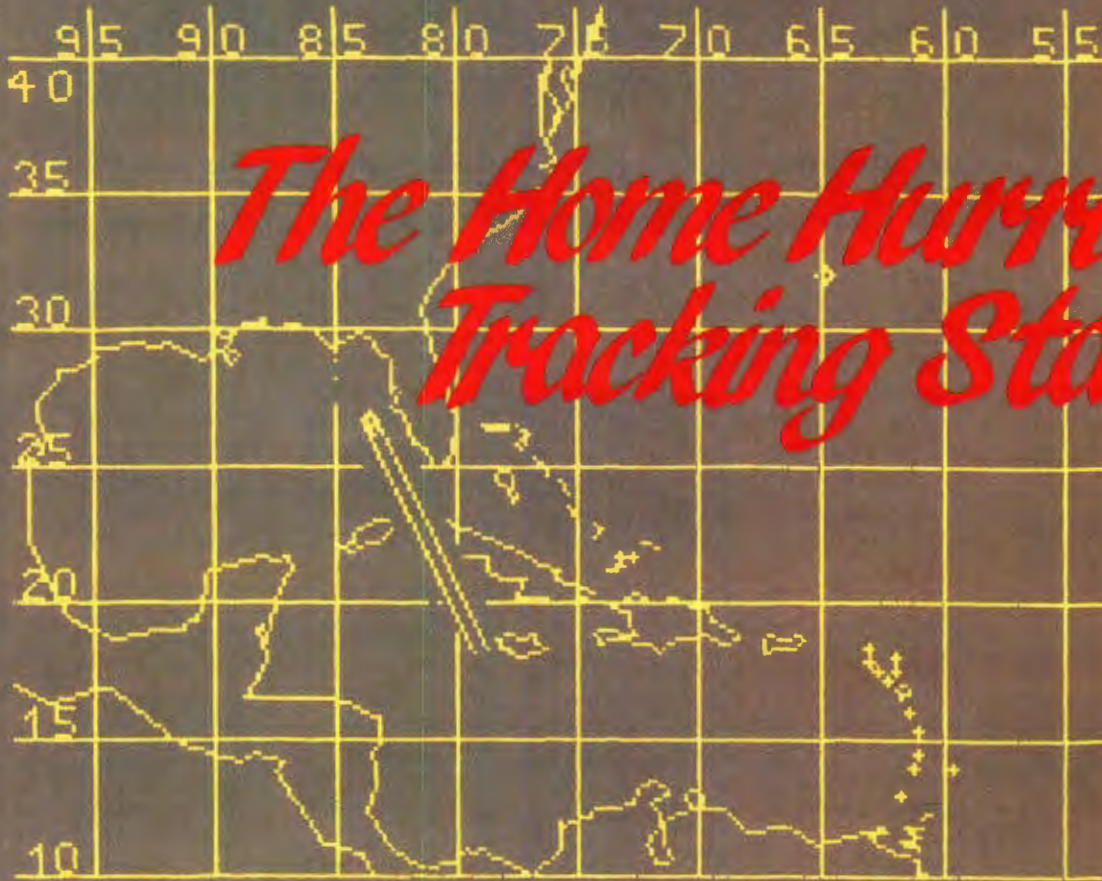
Pay to the order of _____ available in _____
Amount _____ any amount!
Memo _____

*A complete catalog of other sweet Sugar Software products is available.

SUGAR SOFTWARE
2153 Leah Lane
Reynoldsburg, Ohio 43068
(614) 861-0565



Add \$1.00 per tape for postage and handling. Ohioans add 5.5% sales tax. COD orders are welcome. CIS orders EMAIL to 70405, 1374. Dealer inquiries invited.



By Ed Jones,
Gene Clifton
and
Wayne Davis

If you've ever been concerned about the possible course of a hurricane, or just have an active curiosity about meteorological matters, the accompanying program is for you.

Now you can throw away those tracking charts you got at the supermarket the other day, your computer has just become an electronic tracking chart.

This program offers two options; projection and position plotting.

By entering the reported latitude and longitude of the hurricane, then inputting the direction of travel, the program will plot the projected course and display it graphically.

In option two, position plotting, it is possible to enter the reported positions (accumulated daily), so that an overall picture can be developed as to the path the hurricane has taken.

This program allows the plots to be saved to disk or tape. These plots can later be reloaded and additional plots can then be added. Just remember to rerecord the new plots on disk or tape.

For those with graphic printers desiring hard copy printouts, we suggest the use of the *GRAFDUMP* program as printed in the Oct. '83 issue of RAINBOW.

Attention Color Computer Owners!

Radio Shack Has and Entertainment

The CTW Software Group, a division of Children's Television Workshop, brings you ten game-style educational programs. Each one encourages children to experiment, explore and solve problems while having fun.


For TRS-80® Color Computers with Extended BASIC

1995
Each

Taxi.*** Kids earn fares and tips as they drive through six cities from New York to Shanghai. A Cooperative Strategy Game for ages 7 and up. #26-2509.



Peanut Butter Panic.*** The sky's the limit as players cooperate to catch stars, make sandwiches, and win. A Cooperative Strategy Game for ages 7 and up. #26-2523.



Star Trap.*** Players must race through a maze to trap a slippery star before time runs out! A Cooperative Strategy Game for ages 7 and up. #26-2510.



Cookie Monster's Letter Crunch.**** It's Cookie Time! Help Cookie Monster match words and letters to bake and eat cookies! A Basic Skills Game for ages 3-6. #26-2526.




Grover's Number Rover.**** Grover's rover is ready to blast off! Hop aboard and help him play with Twiddlebugs and numbers! A Basic Skills Game for ages 3-6. #26-2522.



Ernie's Magic Shapes.**** Ernie wears the top hat, but you're the magician. Help Ernie match shapes and colors in six different ways. A Basic Skills Game for ages 3-6. #26-2524.



Big Bird's Special Delivery.**** Help Big Bird deliver the mail! Match the pictures and bring each package to the right store. A Basic Skills Game for ages 3-6. #26-2525.



Grobot.*** How well will your astro-garden grow? Plant, protect and harvest—it's up to you and Grobot. A Creative Exploration Game for ages 10 and up. #26-2527.



Time Bound.*** Race through time and learn about history, in hot pursuit of your hapless assistant, Anacron. Creative Exploration Game for ages 10 and up. #26-2528.



Flip Side.*** Stake your claim, surround the squares, and watch the screen flip colors! Planning is the key. A Creative Exploration Game for ages 10 and up. #26-2529.



* Joysticks required. ** Cassette recorder required.

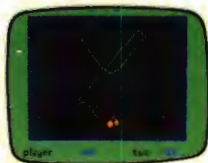
*** Joysticks and cassette recorder required.

the Educational Software You Want.


Why feed quarters into video game machines when you can bring arcade-style thrills into your own living room with Radio Shack's exciting Color Computer games. They can provide hours of fun for the whole family.

Low As **1995**

Double Back.* As you "double back" to catch your own tail, try to encircle the "safe" screen objects to gain points in this tricky game. Challenges mount as you play. #26-3091. **\$19.95**




Dungeons of Daggorath.* You're pitted against a succession of awesome beasts. Each victory brings you closer to your ultimate opponent—the evil wizard! #26-3093. **\$29.95**



Gomoku and Renju. The classic oriental game of strategy! Block your opponent while attempting to place five of your own men in a row. Hours of fun. #26-3069. **\$19.95**



Star Blaze.* Protect the Milky Way! Radar shows menacing vessels nearby. Seek, destroy and check radar again. Red alert! There's no let up in the excitement. #26-3094. **\$19.95**




Baseball. Nine innings of fun! You're in full control of this realistic simulation of America's Number One sport, both behind the plate and on the field. #26-3095. **\$24.95**



Slay the Nerius.* Defend your submarines against deadly starfish and the ancient seaworm—the fearsome Nerius, a creepy nemesis from the Deep. #26-3086. **\$24.95**



Canyon Climber.* An action game with a difference. As a cliff hanger, you're challenged by one test after another—kicking goats, zinging arrows and falling objects! #26-3089. **\$34.95**



ZAXXON.*** The official home version of the great arcade favorite by Sega! Match wits with the deadly ZAXXON Robot! Challenges escalate as you progress. 32K required. #26-3062. **\$34.95**



Available at over 1100 Radio Shack Computer Centers and at participating Radio Shack stores and dealers

Radio Shack[®] COMPUTER CENTERS
A DIVISION OF TANDY CORPORATION

Find out more about Radio Shack's Color Computer—Send for a free catalog.

Mail To: Radio Shack
Dept. 85-A-192
300 One Tandy Center
Fort Worth, Texas 76102

NAME _____
ADDRESS _____
CITY _____ STATE _____ ZIP _____
TELEPHONE _____

Prices apply at participating Radio Shack stores and dealers. Muppet characters are trademarks of Muppets, Inc. All rights reserved. ZAXXON is a registered trademark of Sega licensed to Datasoft, Inc.





If this program is being typed by hand, Line 60 should be entered as shown, including spaces. Altering the spacing will affect the sound.

In Line 120, option three will reset your computer to a cold start. To prevent the cold start, change *POKE113,0:EXEC40999* to *END*.

As always, save the program to disk or tape before running.

The following wrote and developed the "HURICANE": Wayne Davis, a student at a technical school studying radio and TV repair; Gene Clifton, a communications specialist with the U.S. Coast Guard; and Ed Jones, a retired Federal Aviation Administration air traffic controller.

50.....	75	380.....	116
110.....	40	430.....	197
160.....	163	530.....	32
250.....	97	590.....	128
310.....	247	670.....	122
		END	115

The listing:

```

10 CLEAR1000:PMODE3,1:SCREEN1,1:
PCLS:DRAW"BM45,50C2U14BR8D14BL7B
U7R7BR6BU7D13F1R4E2U12BR7D14U14R
5F2D3G2L5F7BR7U14R5F2D3G2L5F7BR1
4L8R4U14L4R8BR15BD12G2L5H2U10E2R
5F2BR6BU1D13U12E2R3F2D12BL6BU4R4
BD4BR9U14D2F10BD2U14BD14BR5R6L6U
7R4BL4U7R6BD17L120"
20 DRAW"BM123,80U14L4R8BR6D14U14
R5F2D3G2L5F7BR9U12E2R3F2D12BL6BU
4R4BD4BR17BU2G2L4H2U10E2R4F2BR4D
12U14D8E8G7D1F6BR12L6U7R4L4U7R6B
R7D14U14R5F2D3G2L5F7BD3L90":DRAW
"BM30,140C3D6R1E2U1D1F2R1U6D6BR4
U6R3F1D1G1L2R1D1F2BR4R4L2U6L2R4B
R4R4L2D6"
30 DRAW"BM64,140R4L2D6BR10L4U3R3
L3U3R4BR4D6U6R1D1F4D1R1U6BR15BD6
U6BL1R3F1D1G1L1R1F1D1G1L3BR8BU6D
1F2D3U3E2U1BD6BR5BU1U1BU2U1":DRA
W"BM130,140C4D6R1E2U1D1F2R1U6D6B
R5U1BD1BR7U4E2R1F2D4BL3BU2R2BD2B
R5U1BD1BR11U6R2F2D2G2L2BR8U4E2R1

```

```

F2D4BL3BU2R2BD2"
40 DRAW"BM184,140D4F2E2U4BR4R4L2
D6L2R4BR4R4U3L4U3R4BD14BL69H1L2G
2D3F1R3E1BD1BR3U1D1BR14L4U3R3L3U
3R4BD6BR4U1BD1BR17BU5H1L2G2D3F1R
3E1BD1BR4BU6D6R4BR4R4L2U6L2R4BR8
L4D3R3L3D3BR9U6L2R4BR8L4D6R4U6BR
5D6U6R1D1F4D1R1U6D6BR3"
50 DRAW"BM135,173C4L4U6R4BD3BL2L
1BD3BR6U1BD1BR10U6D6R1E2U1D1F2R1
U6D6BR4U1BD1BR10U3D3R4U6BR4D6R4U
6L4BR8D6U6R2D1F4D1U6BR4R4L4D3R3L
3D3R4BR4R4U3L4U3R4":FORX=1TO200:
PMODE3:SCREEN1,0:PMODE4:SCREEN1,
1:NEXT:CLS0:BX=1.8:SO=65312:POKE
65315,63:ST=8:EN=240
60 FORX=ST TO EN STEP BX:UU=UU+1:
IFUU=325THEN70ELSEPOKESO,X:POKES
O,EN-X:NEXT:GOTO60
70 PCLS:FORX=1TO500:NEXT:V=1:DIM
H(100),I(100)
80 V=1:CLS:PRINTSTRING$(32,252);
:PRINTSTRING$(8,128);"path proje
ction";:POKE1068,128:PRINTSTRING
$(9,128);:PRINT"ENTER THE STARTI
NG POINT IN LAT":PRINT"AND LON.
EX: LAT=15.3 LON=75.3. THEN ENTE
R DIRECTION OF TRAVEL. EX: NW OR
NWW. PRESS ANY KEY TO"
90 PRINT"STOP PROJECTION, THEN A
NY KEY TOSEE THE LOCATION.":PRIN

```

```

TSTRING$(32,252);:PRINTSTRING$(7
,128);"location plotting";:POKE1
327,128:PRINTSTRING$(8,128);:PRI
NT"INDIVIDUAL PLOT LOCATIONS MAY
BE LOADED FROM TAPE OR DISK, OR
MAYBE ENTER AND THEN SAVED."
100 PRINTSTRING$(32,252);:PRINTS
TRING$(9,128);"select 1 or 2 ";:
PRINTSTRING$(11,128);"press 3 to
end this program";:POKE1516,128
:POKE1520,128:POKE1525,128:POKE1
533,128:POKE1534,128:POKE1535,12
8:POKE1511,128:POKE1512,51:POKE1
513,128:POKE1494,128
110 POKE1493,50:POKE1492,128:POK
E1489,128:POKE1488,49:POKE1487,1
28:SCREEN0,1
120 QQ$=INKEY$:IFQQ$=""THEN120EL
SESOUND180,1:SOUND220,1:IFQQ$<"1
"ORQQ$>"3"THEN120ELSEIFQQ$="2"TH
EN190ELSEIFQQ$="3"THENPOKE113,0:
EXEC40999
130 CLS7:J=1:PRINT@96,STRING$(32
,236);" ENTER LATITUDE (FROM 11
TO 39)":PRINTSTRING$(32,143);:PR
INT@192,STRING$(32,227);:PRINT@1
74,"";:INPUTA:SOUND180,1:SOUND22
0,1:IFA<110RA>39THEN130
140 PRINT@224,STRING$(32,236);"
ENTER LONGITUDE (FROM 54 TO 95)"
;:PRINTSTRING$(32,143);:PRINTSTR
ING$(32,227);:PRINT@302,"";:INPU
TC:SOUND180,1:SOUND220,1:IFC<540
RC>95THEN140
150 PRINT@352,STRING$(32,236);"
WHAT IS THE DIRECTION.EX: WNW.":
PRINTSTRING$(32,143);:PRINT@448,
STRING$(32,227);:PRINT@430,"";:I
NPUTB$:SOUND180,1:SOUND220,1:B=(
(42-A)*5.96875):D=((98.5-C)*5.54
37826)
160 IFB$="N"THENX=0:Y=-1:ELSEIFB
$="S"THENX=0:Y=1:ELSEIFB$="W"THE
NX=-1:Y=0:ELSEIFB$="E"THENX=1:Y=
0:ELSEIFB$="NE"THENX=1:Y=-1:ELSE
IFB$="NW"THENX=-1:Y=-1:ELSEIFB$=
"SE"THENX=1:Y=1:ELSEIFB$="SW"THE
NX=-1:Y=1
170 IFB$="ENE"THENX=2:Y=-1:ELSEI
FB$="ESE"THENX=2:Y=1:ELSEIFB$="W
NW"THENX=-2:Y=-1:ELSEIFB$="WSW"
HENX=-2:Y=1:ELSEIFB$="NNW"THENX=
-1:Y=-2:ELSEIFB$="NNE"THENX=1:Y=
-2:ELSEIFB$="SSW"THENX=-1:Y=2:EL
SEIFB$="SSE"THENX=1:Y=2
180 GOTO270
190 SOUND5,1:CLS8:PRINT@32,STRIN
G$(32,147);" ARE YOU ENTERING NE

```

```

W PLOT DATA OR DO YOU WISH TO A
DD PLOTS TO OLD RECORDS <ENTER
NEW OR OLD>":PRINTSTRING$(32,156
);
200 NO$=INKEY$:IFNO$=""THEN200EL
SEIFNO$<>"N"ANDNO$<>"O"THEN200EL
SEIFNO$="O"THEN680
210 CLS:IFV>1THENV=V+1
220 PRINT" PRESS <ENTER> WHEN
FINSHED":PRINTSTRING$(32,34);:SO
UND180,1:SOUND220,1:TA=48
230 TA=TA+16:IFTA>448THENTA=448
240 PRINT@TA+1,V;". ";:INPUT"LAT
";H(V):IFH(V)=0THEN270ELSEIFH(V)
<110RH(V)>41THENPRINT@TA," ";:G
OTO240
250 TA=TA+16:IFTA>458THENTA=464
260 PRINT@TA+3,"LON";:INPUTI(V):
IFI(V)<540RI(V)>98THENPRINT@TA,"
";:GOTO260:ELSEV=V+1:GOTO230
270 PRINT@0," do you want gri
d overlay?":PRINTSTRING$(32,236)
;:SOUND5,5:PRINT@0," DO YOU W
ANT GRID OVERLAY?":SOUND50,5:R$=
INKEY$:IFR$="N"THEN330ELSEIFR$="
Y"THEN280ELSEIFR$<>"N"ORR$<>"Y"O
RR$=""THEN270
280 PMODE4,1:SCREEN1,1:COLOR0,1:
PCLS:LN=18:FORLL=1TO9:LINE(LN,0)
-(LN,192),PSET:LN=LN+28:NEXTLL:L
N=11:FORLL=1TO7:LINE(0,LN)-(256,
LN),PSET:LN=LN+30:NEXTLL
290 DRAW"BM11,10R3E1U4H1L2G1D1F1
R2BD3BR7R3E1U1H1L3U3R4BD6BR14R3E
1U4H1L2G1D1F1R2BR10BD3E1U4H1L2G1
D4F1R2BR16H1U1E1R2E1U1H1L2G1D1F1
R2F1D1G1L2BR9R3E1U1H1L3U3R4BD6BR
15H1U1E1R2E1U1H1L2G1D1F1R2F1D1G1
L2BR12E1U4H1L2G1D4F1R2BR15"
300 DRAW "BM123,10E4U2L5BR11BD6R
3E1U1H1L3U3R4BD6BR14E4U2L5BD6BR1
4E1U4H1L2G1D4F1R2BR16R2E1U1H1L2G
1D1F1H1U4E1R2BR7BD6R3E1U1H1L3U3R
4BD6BR15R2E1U1H1L2G1D1F1H1U4E1R2
BR10BD6E1U4H1L2G1D4F1R2BR15R3E1U
1H1L3U3R4BD6BR6R3E1U1H1L3U3R4"
310 DRAW"BM3,20U6L1G2D1R5BD3BR7E
1U4H1L2G1D4F1R2BD20BL10R2E1U1H1E
1U1H1L2G1BD5BR7R3E1U1H1L3U3R4BD3
6BL11R3E1U1H1E1U1H1L2G1BR10BD5E1
U4H1L2G1D4F1R2BD30BL6L4U1E3R1U1H
1L2G1BR7BD5R3E1U1H1L3U3R4"
320 DRAW "BM6,130L4U1E3R1UBH1L2G
1BR11BD4U4H1L2G1D4F1R2BD30BL8U6G
2BD4BR7R3E1U1H1L3U3R4BD36BL8U6G2
BD4BR9E1U4H1L2G1D4F1R2":GOTO340
330 PMODE4,1:SCREEN1,1:COLOR0,1:
PCLS:DRAW"BM0,0R255D191L255U191"

```

340 DRAW"BM37,62U6R1F2D1U1E2R1D6
BR9E1U4H1L2G1D4F1R2BR5U6L1R3F1D1
G1L1R1F1D1G1L3BR10L4R2U6L2R4BR4D
6R4BR7L4U6R4BD3BL2L1"

350 LINE(136,3)-(135,6),PSET:FOR
LN=1T0180:READLA,LB:LINE-(LA,LB)
,PSET:NEXT:GOTO420

360 DATA136,0,130,16,128,13,127,
15,129,20,124,28,126,22,123,18,1
24,12,122,16,122,28,125,34,122,3
5,126,36,124,40,121,40,121,42,11
4,47,113,48,110,49,100,57,95,64,
94,67,95,71,96,75,100,84,100,87,
101,88,102,92,101,97,100,100,98,
101,96,100,95,97,92,96,91,93

370 DATA90,90,87,88,89,85,88,84,
87,85,87,78,84,76,82,73,80,72,77
,73,74,75,72,74,69,71,64,70,62,7
1,58,71,58,67,57,70,48,71,45,71,
48,73,51,72,49,75,52,77,50,79,48
,76,44,78,36,74,34,75,28,74,22,7
5,20,75,18,76,19,77,14,80,10,80,
10,82,5,87,5,91,7,94,6,98

380 DATA3,99,3,118,8,128,12,134,
17,137,19,137,22,139,24,139,28,1
38,34,137,39,137,40,135,42,135,4
4,128,44,126,45,124,50,123,53,12
2,58,121,60,122,63,121,64,124,61
,128,58,140,57,136,56,137,57,140
,58,144,56,148,53,152,71,152,77,
153,82,156,84,156,84,162

390 DATA82,164,83,168,83,171,81,
177,84,181,86,184,91,188,94,189,
101,188,104,185,106,186,108,185,
110,187,112,187,119,191,126,185,
126,179,127,180,130,178,133,178,
134,176,139,176,143,175,144,172,
148,170,150,171,151,173,147,175,
149,177,149,180,146,184

400 DATA148,188,151,188,152,187,
150,184,150,180,151,178,157,176,
155,174,156,172,158,172,159,174,
159,176,164,176,169,181,179,180,
185,184,200,180,201,181,197,182,
201,185,208,187,208,190,214,191,
82,192,80,186,71,184,60,168,62,1
66,55,164,52,166,38,162

410 DATA22,150,18,150,12,152,8,1
53,4,151,0,149

420 LINE(75,119)-(78,120),PSET:F
ORLN=1T028:READMA,MB:LINE-(MA,MB
,PSET:NEXT:GOTO440

430 DATA81,118,84,118,87,115,92,
115,90,117,95,119,96,118,100,118
,101,121,109,121,109,124,113,126
,118,126,115,131,119,130,128,131
,134,129,125,126,126,124,121,123
,119,121,99,113,94,113,90,112,83

,113,78,116,78,118,75,119

440 LINE(123,141)-(117,143),PSET
:FORLN=1T09:READNA,NB:LINE-(NA,N
B),PSET:NEXT:GOTO460

450 DATA114,142,114,141,112,141,
111,139,114,138,118,139,120,138,
120,140,123,141

460 LINE(164,140)-(160,138),PSET
:FORLN=1T021:READOA,OB:LINE-(OA,
OB),PSET:NEXT:GOTO480

470 DATA155,139,153,139,149,142,
147,140,138,139,135,140,134,138,
135,137,144,138,142,136,142,133,
138,132,143,129,148,131,153,130,
156,132,160,132,161,135,166,137,
167,139,164,140

480 LINE(180,141)-(176,141),PSET
:FORLN=1T07:READQA,QB:LINE-(QA,Q
B),PSET:NEXT:GOTO500

490 DATA173,142,173,139,174,138,
178,139,181,138,182,139,180,141

500 LINE(115,109)-(114,106),PSET
:FORLN=1T07:READRA,RB:LINE-(RA,R
B),PSET:NEXT:GOTO520

510 DATA111,104,112,101,114,102,
115,104,115,106,116,108,115,109

520 LINE(108,92)-(114,92),PSET:L
INE-(114,93),PSET:LINE-(109,93),
PSET:LINE-(108,92),PSET:LINE(116
,92)-(119,94),PSET:LINE-(117,97)
,PSET:LINE-(116,96),PSET:LINE-(1
18,94),PSET:LINE-(116,92),PSET:L
INE(120,99)-(123,101),PSET:LINE-
(123,103),PSET

530 LINE(126,104)-(128,107),PSET
:LINE(128,110)-(130,113),PSET:LI
NE(134,114)-(136,115),PSET:LINE-
(134,117),PSET:LINE(145,118)-(14
7,118),PSET:LINE-(149,119),PSET:
LINE(137,124)-(141,123),PSET:LIN
E-(139,124),PSET:LINE-(137,124),
PSET

540 LINE(205,149)-(206,151),PSET
:LINE-(205,151),PSET:LINE-(204,1
52),PSET:LINE-(203,150),PSET:LIN
E-(205,149),PSET:LINE(209,178)-(
211,177),PSET

550 LINE(209,180)-(205,180),PSET
:FORLN=1T07:READSA,SB:LINE-(SA,S
B),PSET:NEXT:GOTO570

560 DATA209,182,204,183,205,184,
207,184,208,185,207,182,208,180

570 FORLN=1T014:READCR,CS:CIRCLE
(CR,CS),1:NEXT:CIRCLE(187,59),2:
CIRCLE(57,67),2:GOTO590

580 DATA143,121,140,121,197,141,
197,144,199,146,203,143,203,146,
201,148,206,155,208,159,208,164,


```

207,167,216,167,204,173
590 RESTORE:IFQQ$="1"THENCIRCLE(D,B),6:SOUND5,1:CIRCLE(D,B),3:CIRCLE(D,B),6,5:CIRCLE(D,B),3,5:CIRCLE(D-(5*X),B-(5*Y)),2:CIRCLE(D-(7*X),B-(7*Y)),1,5:D=D+X:B=B+Y:A$=INKEY$:IFA$>" THEN630ELSEIFINT(D)<20RINT(D)>2540RINT(B)<20RINT(B)>190THEN630ELSE590
600 P=1:IFH(P)=0THEN630
610 IFQQ$="2"THENA=H(P):C=I(P):B=(42-A)*5.96875:D=(98.5-C)*5.5437826:SOUND5,1:FORPP=1TO4:CIRCLE(D,B),3,8:CIRCLE(D,B),5,8:CIRCLE(D,B),3,5:CIRCLE(D,B),5,5:NEXTPP:CIRCLE(D,B),3,8:CIRCLE(D,B),5,8
620 P=P+1:IFH(P)>0THEN610
630 A$=INKEY$:IFA$=""THEN630ELSECLS:SOUND180,1:SOUND220,1:PRINT"THE HURRICANE LOCATION IS":PRINTSTRING$(32,156);:F=(B/5.96875)-42)*-1:G=(D/5.5437826)-98.5)*-1:FORX=1TO500:NEXT:PRINT:IFA=0THENF=0:IFC=0THENG=0
640 PRINTSTRING$(32,34);"LATITUDE=";:PRINTF:PRINTSTRING$(32,34);:SOUND50,1:FORX=1TO500:NEXT:FORX=1TO500:NEXT:PRINT"LONGITUDE=";:PRINTG:SOUND50,1:PRINTSTRING$(32,34);:FORX=1TO500:NEXT
650 IFQQ$="1"THENA$=INKEY$:PRINT@389,"press any key for menu":IFA$=""THEN650ELSE80
660 FORX=1TO200:NEXT:SOUND50,1:IFQQ$="2"THENPRINT@256,"DO YOU WISH TO SAVE THE PLOTS?"
<YES OR NO>:PRINTSTRING$(32,34);:A$=INKEY$:IFA$=""THEN660ELSEIFA$<>"Y"ANDA$<>"N"THEN660ELSEIFA$="N"THENV=1:GOTO80
670 IFV>1THENNO$="N"
680 IFNO$="0"THENPRINT@224,STRING$(32,147);" <TAPE OR dISK?>":PRINTSTRING$(32,156);:TD$=INKEY$:IFTD$=""THEN680ELSEIFTD$<>"D"ANDTD$<>"T"THEN680
690 IFNO$="N"THENPRINT@356,"<TAPE OR dISK>":PRINTSTRING$(32,34);:TD$=INKEY$:IFTD$=""THEN690ELSEIFTD$<>"D"ANDTD$<>"T"THEN690
700 IFNO$="0"THENPRINT@352,STRING$(32,147);:PRINTSTRING$(32,143);:PRINTSTRING$(32,156);:SOUND50,1:PRINT@392,"FILENAME:";:LINEINPUTFZ$:SOUND50,1

```

```

710 IFNO$="N"THENPRINT@448,STRING$(32,34);:SOUND50,1:PRINT@424,"FILENAME:";:LINEINPUTFZ$:SOUND50,1
720 IFTD$="T"THENTD=-1ELSEIFTD$="D"THENTD=1
730 IFNO$="N"THEN760ELSECLS7:PRINT@192,STRING$(32,147);:PRINT"LOADING " ";:PRINTFZ$;:PRINT""":PRINTSTRING$(32,156);:OPEN" I",#TD,FZ$+"/DAT":X=1
740 IFEOF(TD)THEN750ELSEINPUT#TD,H(X),I(X):X=X+1:GOTO740
750 CLOSE:V=X-1:CLS8:PRINT"THESE " ";:PRINTFZ$;:PRINT" PLOTS LOADED":PRINTSTRING$(32,147);:FORQX=1TOV:PRINT" ";:PRINTQX;:PRINT"LAT -";:PRINTH(QX);:PRINT"LONG -";:PRINTI(QX):FORQZ=1TO40:NEXTQZ:SOUND220,1:NEXTQX:FORQV=1TO1000:NEXT:GOTO210
760 V=V-1:CLS8:PRINT@192,STRING$(32,147);:PRINT"SAVING " ";:PRINTFZ$;:PRINT" --";:PRINTV;:PRINT" PLOTS":PRINTSTRING$(32,156);:OPEN"O",#TD,FZ$:FORX=1TOV:PRINT#TD,H(X),I(X):NEXT:CLOSE#TD:GOTO80

```

Aurora Computing

49 Brookland Ave., Aurora, Ontario Canada L4G 2H6

FAMILY GAMES

The popular **STOCKBROKER** and **CRIBBAGE 32K** \$14.95 each.
ADVENTURE GAMES: Sea Quest and Shenanigans from MARK DATA only \$24.95(C); \$27.95(D) each
 From BRANTEX, **PIRATE TREASURE 16K** \$13.95
SCAVENGER HUNT 16K \$18.95

EDUCATIONAL GAMES

COLORMIND, CONCEN - improve your memory and logical thinking - 16K \$10.95 each

Also from BRANTEX


EDU-COMBO (Math Derby, Peek 'N' Spell Metric Converter) 16K only \$29.95
BUSINESS: HOUSEHOLD EXPENSE MANAGER 16K \$19.95
LOAN ANALYSIS 16K \$20.95

NEW from MARK DATA

The amazing **TIME FIGHTER 16K** \$24.95(C)
32K \$27.95(D)
 Also the ever popular **GLAXXONS 16K** \$24.95(C)
32K \$27.95(D)

UTILITIES: ROMDISK: Run your rom pack games from a disk!
64K \$15.95
MR. COPY - make up to 99 copies of one program at once!
16K \$15.95

Learn Something New and Useful!



1. Modems & Telecommunications

The Color Connection II for RSDOS and Cassette

- 300 baud
- Supports auto-dial
- Full & half duplex
- Menu driven - easy to use
- Buffer size (for upload & download) shown on the screen.
- Reads & writes standard ASCII text files.
- Upload & download protocol is user definable.
- Single key "macros" allow entry of often used passwords & IDs with a single key.
- All printable characters available at the keyboard & all control characters are supported including ESCape, RUB, DEL, etc.
- User selectable anti-truncation features will not allow a word to be broken when wrapping from one line to the next.
- User selectable inverted screen - for either black letters on a light screen or light letters on a black screen.
- Includes our "Introduction to Data Communications" tutorial at no additional charge.
- Requires 16K on cassette or 32K on disk.

cass \$34.95

disk \$39.95

The Color Connection II for OS-9

- XON/XOFF software handshaking is supported.
- A 12 page on-line screen display lets you view the last 12 screens even while the software is receiving data.
- The expandable buffer allows you to save anything on the screen to memory.
- The OS-9 shell is accessible - within Color Connection II you can invoke any OS-9 command.
- Macros allow you to enter often used passwords & IDs quickly.
- Buffer size is shown on the screen.
- Reads & writes standard ASCII text files.
- Upload & download protocol is user definable.
- All printable characters available at the keyboard & all control characters are supported.
- User selectable anti-truncation.
- 300 baud with full and half duplex.
- Supports auto dial.
- Menu driven - easy to use.
- Glossary of telecommunications terms included.

\$49.95

The Color Connection II for FLEX

- 300 baud
- Full & half duplex
- Supports auto-dial modems
- Menu driven - easy to use
- Buffer size (for uploading & downloading) is shown on the screen.
- Single key "macros" allow entry of often used passwords & IDs easily.
- All printable characters available at the keyboard & all control characters are supported.
- User selectable anti-truncation.
- XON/XOFF software handshaking is supported.

\$49.95

SPECIAL PACKAGES

Volks Modem w/Color Connection II

cassette	\$ 99.00
RSDOS disk	\$104.00
OS-9 disk	\$114.00
FLEX disk	\$114.00

Smartmodem w/Color Connection II

cassette	\$275.00
RSDOS disk	\$279.00
OS-9 disk	\$289.00
FLEX disk	\$289.00

Don't Forget!

2. The Personal Time Management System & Event Recorder

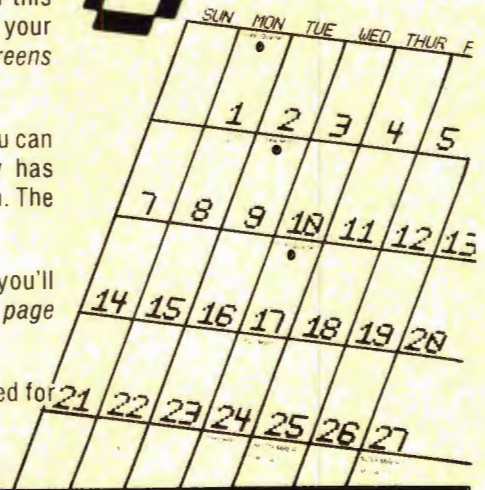
You won't forget with **Don't Forget!** You'll actually enjoy getting organized with this personal time management system. The *Macintosh-like icons* make entering your personal schedule simple and fun. But if you need instructions, there are *help screens* to assist you.

You'll never miss a birthday or important appointment again! With **Don't Forget!** you can record the *entire year's* occasions and daily appointments ahead. Each day has spaces for 4 *Special Occasions*, 2 *Memos*, and *hourly notes* for 6 am through 9 pm. The built-in 51 x 24 upper and lower case *hi-res display* makes it very easy to read.

You can *display or print* any daily schedule - or a whole week at a time - so you'll remember **every** important event. You can even print a blank monthly *calendar page* with big boxes to scribble notes in!


So use your CoCo's memory and **Don't Forget!** as your personal secretary. Designed for mouse, joystick, or keyboard entry, **Don't Forget** requires 32K and one disk drive.

\$24.95



3. Put a MONITOR on your CoCo with Video Plus!

with audio!



- NAP green screen \$109⁹⁵
- NAP amber screen \$119⁹⁵
- Color with audio \$275⁰⁰

Our monochrome monitors have *audio*—no need to add expensive amplifiers or go without sound! Our NAP monitors are the same as the familiar *Gorilla*—except that by special arrangement with North American Phillips (Magnavox) ours has the *audio amplifier built in!*

Yes! You can enjoy the crisp display of a composite video monitor using Computerware's Video Plus interface. Each is fully assembled and tested. Installation is quick, easy, and requires no soldering. Your TV output is not disabled. Audio output available for color monitors. Choose the model right for your computer and monitor.

Video Plus \$24⁹⁵
Interfaces the **original** model of Color Computer to any composite video monitor (color or monochrome).

Video Plus II M \$26⁹⁵
Interfaces the **CoCo II** with a **monochrome** composite video monitor.

Video Plus II C \$39⁹⁵
Interfaces the **CoCo II** with any composite video monitor (color or monochrome).

Looking for a New Thrill?

Tired of shoot 'em up, chase 'em around arcade games? Bored with one-line text adventure games?

You want a new challenge - one that dares the mind & thrills the senses with brilliant graphics, sound & a real plot!

Try our new STRATEGY GAME series!



MAJOR ISTAR

Under the Doomed Sea

SCENARIO: You travel to TRIDEN RESEARCH DOME because an urgent call for help is received from one of the service droids stationed there. He said help was urgently needed, but before he could say why, his transmission was cut off!

OBJECT: Solve the mystery at TRIDENT in as few moves as possible.

SETTING: In the beginning of the 21st century undersea cities, interstellar spaceships, colonies in other planets & solar systems, worker droids, super computers, are all realities. One hero of the time is MAJOR ISTAR. In the late 1990's when space exploration & colonies began, it was necessary to form a task force to offer help to all that needed it in these hostile environments. You, Cameron J. Istar, are a highly rated member of that team and you have never failed to solve a mystery!

cass \$24.95 disk \$27.95



STAR TRADER

As a merchant ship captain in the far future you travel in real-time between solar systems, trading cargo, encountering pirate ships, stopping at starports for fuel or repairs, & making money! Your goal is to earn 1,000 credits to retire in luxury!

Your graphic cockpit shows read-outs of your location, damage status, credit balance, cargo destination & due date, the location of nearby starships, fuel & laser power levels, & the current date. With your joystick you choose your next move or transaction. As you travel, transport, trade, & battle, you develop a reputation which effects your future activities & rewards.

With different skill levels & many variable factors, this simulation offers excitement & the challenge of a new game every time you play! (Requires 32K on cassette or 64K on disk, with one joystick or mouse, & Ext. Basic.)

cass \$24.95 disk \$27.95



SAM SLEUTH

As a detective for Sam Sleuth Investigations you are given 3 cases (of increasing difficulty):

Case of the Missing Cat
Mystery at the Museum
Baffling Bank Robbery

Using your sleuth skills (& joystick or mouse) you search the town (displayed in hi-res graphics), interviewing townspeople, collecting evidence, examining the grounds, & gathering data to solve the mysteries & apprehend the culprits. Remember you are working against the clock!

Investigate the bank, museum, school, offices & homes, market, gas station.... Talk to Mike, Willy, Roy, Sue, Chrissy.... And keep track of those addresses & clues!

The unique graphics presentation & mouse/joystick control are as intriguing as the mysteries! (Req. 64K & mouse or joystick).

cass \$24.95 disk \$27.95



MIDDLE KINGDOM

In this real time graphic adventure your goal is to become ruler of the Middle Kingdom, which can be achieved only by returning the three magic Rings to the Sanctuary. You must search the rooms of the Catacombs, Temple, & Pyramid.

You choose your character of a Magician, Merchant, or Warrior, each having their own weapons & abilities. You will face monsters of all types, Lizardmen, Trolls, Goblins, & worse. You'll find treasures of all kinds too as well as new weapons along the way!

Try this medieval adventure if you dare! (Requires 32K)

cass \$24.95 disk \$27.95

Or get involved with SPORTS!



Begin with our national anthem, then race into action in hi-res graphics with realistic player & puck movement. One or two players compete against the real time clock. Many skill levels for all ages. (Req. 32K)

cass \$24.95 disk \$27.95



Big league graphics start the football season! Two players play against each other or one can sharpen his offense against the computer. Use 8 defensive plays, 9 offensive plays, & many formations to win the Colorbowl! (Req. 32K)

cass \$24.95 disk \$27.95

Call or Write to:

COMPUTERWARE®
(619) 436-3512
Box 668 • Encinitas, CA • 92024

Name _____
Address _____
City _____ State _____ Zip _____
Yes! Send me your FREE catalog!
VISA MasterCard Check COD
Card # _____ Exp. _____
Signature _____

Item	Format	Price

Shipping: 6% Calif. Sales Tax
Surface — \$2 minimum. COD Add \$3
2% for orders over \$100 Shipping*
Air or Canada — \$5 minimum. TOTAL
5% for orders over \$100

Checks are delayed for bank clearance

RAINBOW

Give us your best: Join the ranks of these courageous CoCoists in showing the Color Computer world your high score at your favorite micro-diversion. We want to put your best effort on record in THE RAINBOW's Scoreboard column. All entries must be received by the first of the month to be eligible for the following month's Scoreboard. They must include your *full* name, address, game title, company name and, of course, your high score. Each individual is limited to three score entries per month. Send your entries to Scoreboard, c/o THE RAINBOW.

★ **New Number One** • **Last Month's Number One**

ANDRONE (Radio Shack) 27,805 ★John Marcogliese, Eastchester, NY 18,290 Bill Sain, Charlotte, NC	1,426,600 Sean Whitley, Arvada, CO 1,400,200 James Stevenson, Marshall, TX 760,000 Mike Butenhoff, Minnesota City, MN	DOUBLE BACK (Radio Shack) 1,125,000 ★Mark Hurst, Sheridan, OR 1,080,000 Philippe Duplanties, St. Jerome, Quebec
ANNIHILATOR (Chromasette) 1,000 ★Matthew Kromeke, Albuquerque, NM	CASHMAN (MichTron) \$23,320 ★Jeff Allen, Montrose, CO \$22,310 Pete Olah, Garfield Hts., OH \$19,650 Perry Denton, New Baden, IL \$16,000 Scott Oberholtzer, Lexington, MA \$14,250 Paul Tisdell, Les Saules, Quebec	639,210 Paul Baker, Pittsburgh, PA 605,890 Peter Sherburne, Highland, CA 474,040 Paul Moritz, Butte, MT
ASSAULT (MichTron) 5,960 ★Kevin Marsh, Bokeelia, FL	CAVERN COPTER (THE RAINBOW) 1213 ★Doug Schwartz, Glendale, AZ 747 ★Susan Ballinger, Uxbridge, Ontario	DRACONIAN (Tom Mix) 190,840 ★Kyle Keller, Overland Park, KS 66,900 ★James Toth, Punxsutawney, PA 71,930 Michael Corman, W. Lafayette, IN 47,670 Dan Neuman, Wauwatosa, WI
ASTEROID 4014 ★Bobby Rosingana, Danville, CA	CHAMELEON (Computerware) 29,200 ★Baiju Shah, Deep River, Ontario	DUNKEY MUNKEY (Intellectronics) 1,244,400 ★Jack Baran, Bensalem, PA 1,015,000 Kyle Keller, Overland Park, KS
BAG-IT-MAN (Aardvark) 418,790 ★Cornelius Caesar, Hofheim, West Germany 101,400 Daniel Belisle, Montreal, Quebec 37,110 Stephane Asselin, Hauterive, Quebec.	CHOPPER STRIKE (MichTron) 72,100 ★Lisa Siclari, Staten Island, NY 67,900 Matt McCann, Louisville, KY 63,000 Andrew Figel, Sardis, OH 47,400 David Figel, Sardis, OH 20,600 Mario Asselin, Hauterive, Quebec	ELECTRON (Tom Mix) 45,510 ★John Sandberg, Concord, CA 41,750 Michael Rosenberg, Prestonsburg, KY 22,990 Alan Morris, Chicopee, MA 19,500 Robby Presson, Florissant, MO 11,020 Alfredo Santos, New York, NY
BASEBALL (Radio Shack) 460-0 ★Walter Trainlips, Janesville, WI 324-0 Michael Rosenberg, Prestonsburg, KY 284-0 Seth Louis Newman, Yardley, PA 223-0 Chris Young, Ft. Worth, TX 188-0 Andrew Smith, Grimsby, Ontario 159-0 Jack Darrah, Philadelphia, PA 114-0 Brennan Baybeck, Traverse City, MI 99-0 Walker Astle, Grimsby, Ontario 62-0 Eric Poulin, Montreal, Quebec 56-0 Charles Yonts, Miami, FL 48-0 Brendan Smith, Coral Springs, FL	CLOWNS & BALLOONS (Radio Shack) 128,210 ★Moe Tindell, Sebring, FL 116,475 Jeffrey Kochs, Grove City, OH 116,470 ★Colin Kerridge, Ladysmith, British Columbia 110,475 ★Andrew Truesdale, Ferguson, MO 104,270 Ken Bird, Delaware, OH 102,900 Cheryl Pratt, Moab, UT	FIRE COPTER (Adventure International) 97,390 ★Sam Hughes, Colton, CA 76,860 Woody Farmer, Acme, Alberta 53,280 Kevin Marsh, Bokeelia, FL
BATS AND BUGS (THE RAINBOW) 24,600 ★Michael Rosenberg, Prestonburg, KY 3,600 Apollo Latham, Rich Square, NC 2,750 ★Anthony Schmuck, Wellsville, PA	COCO TREK (Chromasette) 2,500,000 ★Ted Warren, Morgan, ID	FLYBY (Chromasette) 104,980 ★David Finberg, Annandale, VA 28,910 Ron Suedersky, Universal City, TX 20,110 Rick Mansell, Calgary, Alberta 16,670 Michael Rhattigan, Cory, NC 4,880 Shen Mansell, Calgary, Alberta
BEAM RIDER (Spectral Associates) 248,150 ★Robert Paul, Boynton Beach, FL	COLORPEDE (Intracolor) 10,001,051 ★Mark Smith, Santa Ana, CA 3,355,248 Scott Drake, Pine City, NY 2,614,230 Jerry Petkash, Warren, MI 2,547,299 Rich McGervey, Morgantown, WV 2,471,342 Vincent Lok, Ontario, Canada	FOOTBALL (Radio Shack) 256-0 ★Mike Garozzo, Morrisville, PA 217-0 Giacomo, Woodbridge, Ontario 161-0 David Hart, Salt Lake City, UT
BIRD ATTACK (Tom Mix) 222,625 ★Andrew Smith, Grimsby, Ontario, Canada	COSMIC CLONES (Mark Data) 29,450 ★Robert Shaw, Kincardine, Ontario 6,050 ★Stephane Asselin, Hauterive, Quebec	THE FROG (Tom Mix) 156,000 ★Evelyn Gagnon, North Bay, Ontario
BLACKJACK (Radio Shack) 39,450 ★Michael Rosenberg, Prestonsburg, KY 11,820 Woody Farmer, Acme, Alberta	COSMIC INVADERS (Dragon Data, Ltd.) 41,300 ★Walker Astle, Grimsby, Ontario 20,450 Andrew Smith, Grimsby, Ontario	FROGGIE (Spectral Associates) 86,010 ★David Garozzo, Morrisville, PA 84,440 Bill Ide, Newark, DE 74,050 Mike Garozzo, Morrisville, PA
BLACK SANCTUM (Mark Data) 132 ★Jeff Allen, Montrose, CO	CU'BER (Tom Mix) 204,575 ★Martin C. Klein, Skokie, IL 201,190 Jay Pribbie, Davenport, IA 196,090 Randall F. Edwards, Dunlap, KS 94,940 Martin C. Klein, Skokie, IL 49,510 Doug Kleir, Grand Rapids, MI 36,960 Blossom Mayor, East Greenbush, NY	FURY (Computer Shack) 78,200 ★Jon Jenkins, Milner, GA
BLOC HEAD (Computerware) 1,218,325 ★Brian Spek, Keswick, Ontario 1,006,200 Lindi Wolf, Fairbanks, AK 819,425 Keith Denhoed, Coalhurst, Alberta 781,350 Joe Golkosky, Portage, MI 395,175 Jeff Roberg, Winfield, KS	DANGER RANGER (Med Systems Software) 1,962 ★Michael Rosenberg, Prestonsburg, KY 1,890 Fred Thompson, Saugus, MA	GALAX ATTAX (Spectral Associates) 253,900 ★Shawn McAlpin, Louisville, KY 113,650 Darrin Filand, WA 104,550 Mitch Hayden, Univ. of Minn. 82,650 Steve Hargis, Tucson, AZ 74,550 John Gosselin, Campbell River, British Columbia
BUSTOUT (Radio Shack) 42,000 ★Derrick Kardos, Colonia, NJ 42,000 ★Martin Klein, Skokie, IL 34,700 Sara Hennessey, Golden Valley, MN 28,720 Parry Denton, New Baden, IL 27,880 Mike Wells, Pittsburgh, PA 19,630 Tommy Parker, Talladega, AL 9,178 Tony Boring, Armagh, PA	DEFENSE (Spectral Associates) 115,335 ★Patricia Bostedor, Jackson, MI 103,660 Mary A. Brickles, Allen Park, MI	GALAXY ATTACK (Radio Shack) 48,870 ★Tony Boring, Armagh, PA 48,520 ★Paul Sanecki
BUZZARD BAIT (Tom Mix) 6,447,950 ★Jon Griffith 5,488,250 Jim Kennett 2,902,700 Michael Popovich, Nashua, NH 2,087,650 Edmund Greene, Nashua, NH 1,134,600 Richard Buttermore, Grand Rapids, MI 1,125,600 Blossom Mayor, East Greenbush, NY 1,000,000 Donald Hummer, Reynoldsburg, OH 943,950 Theodore Mayor, East Greenbush, NY 848,900 Jon Carmichael, Ogden, UT 253,000 Phill Zarfos, Dallastown, PA 232,350 Marc Harris, Colorado Springs, CO	DESERT GOLF (Spectral Associates) 28 ★Craig Vodnik, Bensenville, IL 31 Kenton Fifield, Fort Francis, Ontario	GANGBUSTERS (Prickly-Pear) 18,650,425 ★Michael Rosenberg, Prestonburg, KY
CALIXTO ISLAND (Mark Data) 136 ★David Voerman, Qualicum Beach, British Columbia	DESERT PATROL 310,100 ★Stephane Asselin, Hauterive, Quebec	GHOST GOBLER (Spectral Associates) 1,007,430 ★Todd Brannan, Charleston Hts., SC 825,250 Randy Gerber, Wilmette, IL 423,390 Rich McGervey, Morgantown, WV 255,000 John Osborne, Kincardine, Ontario 228,290 Patricia Lau, York, PA
CANDY CO. (Intracolor) 451,362 ★Randall Edwards, Dunlap, KS 99,516 Tiffany Morgan, Lookout Mtn., TN	DEVIL ASSAULT (Tom Mix) 1,762,980 ★Michael Rosenberg, Prestonsburg, KY 1,294,300 John Statham, Strathroy, Ontario 625,000 Simon Dickson, Bangor, N. Ireland 318,550 Kanti Dinda, Kingston, Ontario 294,300 Chip Lilley, Finleyville, PA	GLAXXONS (Mark Data) 18,984 ★Luc Poliquin, Montreal, Quebec
CANYON CLIMBER (Radio Shack) 8,990,000 ★Glen Giacomelli, Woodbridge, Ontario 1,603,400 Shen Mansell, Calgary, Alberta 1,571,300 Jeff Weaver, Gordonville, PA	DOODLE BUG (Computerware) 4,442,360 ★Eiko Cary, National City, CA 2,577,515 Tim Brown, Clio, MI 1,767,630 Perry Denton, New Baden, IL 448,890 Ellen Ballinger, Uxbridge, Ontario 109,660 Byron Albertson, Williams Lake, British Columbia	GLOMMER (THE RAINBOW) 154 ★Susan Ballinger, Uxbridge, Ontario
		GONE FISHING (The Rainbow) 12 ★Kevin Oberberger, Sparks, NV 11 Emily Doubt, Deep River, Ontario 10 Mike Cook, Dixon, IL 10 Doug Schwartz, Glendale, AZ

SCOREBOARD

9 Jeffrey Kochs, Grove City, OH
 9 Mona Young, Sheffield, MA

GRABBER (Tom Mix)
 147,600 ★ Brian Foley, Blackstone, MA
 129,100 ● Blossom Mayor, East Greenbush, NY
 70,800 Michael Corman, Lafayette, IN
 27,750 Ellen Ballinger, Uxbridge, Ontario
 10,050 Anthony Schmuck, Wellsville, PA

GREY LADY (Jarb Software)
 58,300 ★ Bertha Jeffries, San Bernardino, CA

HEIST (THE RAINBOW)
 2,100 ★ Sergio Waisser, Mexico City, Mexico
 1,500 Julio Comello, Scarborough, Ontario
 1,500 ● Andy Dater, Medford, OR
 1,500 Joel Lombardi, Newark, DE
 1,500 ● Jeff Roberg, Winfield, KS
 1,500 Kevin Speight, Bridgewater, Nova Scotia
 1,500 Rupert Young, Sheffield, MA

ICE MASTER (Arcade Animation)
 312,150 ★ Stephane Asselin, Haute-riev, Quebec

JUNGLE ADVENTURE (THE RAINBOW)
 870,333 ★ Tony Boring, Armagh, PA
 4,230 Doug Schwartz, Glendale, AZ

JUNIOR'S REVENGE (Computerware)
 3,007,000 ★ Tim Brown, Clio, MI
 2,154,900 Scott Kubota, Whitby, Ontario
 2,099,300 Shawn McAlpin, Louisville, KY
 1,220,000 Edwin Prather, Oxnard, CA
 1,115,300 Ryan Van Manen, Grand Rapids, MI

KATERPILLAR ATTACK (Tom Mix)
 31,672 ★ Scott Fairfield, Williamstown, MA
 25,949 James A. Lafare, Williamstown, MA
 18,949 Vadim Gotovsky, Toronto, Ontario
 15,821 Alex Gotovsky, Toronto, Ontario
 5,426 Russ Rosen, Cardiff, CA

KEYS OF THE WIZARD (Spectral Associates)
 662 ★ Susan Ballinger, Uxbridge, Ontario
 662 ★ Pegi Tindle, Soquel, CA
 662 ★ Ellen Ballinger, Uxbridge, Ontario

KING TUT (Tom Mix)
 130,200 ★ Alan Higgs, Calgary, Alberta

THE KING (Tom Mix)
 10,000,100 ★ Mark Smith, Santa Ana, CA
 4,040,300 Andy Truesdale, Ferguson, MO
 3,343,000 Corey Friedman, Minnetonka, MN
 2,410,200 Candy Harden, Birmingham, AL
 2,367,900 Richard Lacharite, Sherbrooke, Quebec

KLENDATHU (Radio Shack)
 1,962,741 ★ Jay Pribble, Davenport, IA
 1,245,821 John Sandberg, Concord, CA
 1,193,350 Tommy Parker, Talladea, AL
 1,182,685 David L. Ferris, Shickshinny, PA

LANCER (Spectral Associates)
 2,797,450 ★ Randall Edwards, Dunlap, KS
 2,354,000 Alex State, Las Vegas, NV
 875,150 Larry Capen, Folsom, CA
 736,250 Sharon Casten, Folsom, CA
 617,500 Donna Willoughby, Brookfield, IL
 54,050 Kevin Speight, Bridgewater, Nova Scotia

LASERWORM & FIREFLY (THE RAINBOW)
 116,622 ★ Michael Rosenberg, Prestonburg, KY
 94,748 ● Brian Chafin, Weyers Cave, VA
 67,515 Marco Swinkels, Beneluxlaan, Netherlands

45,194 Theodore Latham Jr., Rich Square, NC
 43,420 Eric Morrell, Sayreville, PA

LUNAR ROVER PATROL (Spectral Associates)
 162,100 ★ Sara Aliff, Northeast, MD
 154,650 Tom Aliff Jr., Northeast, MD
 66,900 Wayne Johansen, Rocanville, Saskatchewan

66,850 Randall Edwards, Dunlap, KS
 47,250 Curtis Frazier, Jr., Enterprise, AL

MARATHON (THE RAINBOW)
 204,630 ★ T.J. Massey, Montreal, Quebec
 109,330 ● Jimmy Morse, St. John, WA
 101,520 David Dean, West Mansfield, OH
 71,550 Larry Evans, Elk Grove Village, IL

MAZELAND (Chromasette)
 3,050 ★ Mark Kromeke, Albuquerque, NM

MAZE PANIC (New Horizons Group)
 12,080 ★ Paul Sanecki

MEGA-BUG (Radio Shack)
 60,000 ★ Robin Worthem, Milwaukee, WI
 18,902 John Tiffany, Washington, DC
 15,999 Ed Mitchell, Ragged Mountain, CO
 14,297 Aleisha Hemphill, Los Angeles, CA
 11,894 Paschal Wilson, Kentwood, LA

METEORS (Spectral Associates)
 26,580 ★ Kevin Endlich, Perry Hall, MD
 16,870 Keith Marsh, Bokeelia, FL
 14,200 Craig Dutton, Goose Bay, Labrador

MICROBES (Radio Shack)
 178,550 ★ Apollo Latham, Rich Square, NC
 144,350 Theodore Latham Jr., Rich Square, NC

MISS GOBBLER (Procolour Group)
 59,900 ★ Cathy Anderson, Carnegie, OK

MONSTER MAZE (Radio Shack)
 708,480 ★ Scott Daley, Biloxi, MS
 650,530 ● Bruce March, Barrie, Ontario
 533,450 John Hankerd, Gaines, MI
 495,850 Andrew Mitchell, Melbourne, Australia
 300,000 James Stevenson, Marshall, TX
 67,160 Theodore Latham Jr., Rich Square, NC

MOON HOPPER (Computerware)
 114,540 ★ Susan Ballinger, Uxbridge, Ontario
 53,570 Robert Harmon, Virginia Beach, VA

MR DIG (Computerware)
 2,301,000 ★ Jeff Roberg, Winfield, KS
 1,976,500 Tim Magnusen, Lafayette, TN
 888,700 Thomas Henry, Boca Raton, FL
 784,500 Marc Harris, Colorado Springs, CO
 522,150 Dwight Elliott, Pompton Lakes, NJ
 378,150 Catherine Henry, Boca Raton, FL
 320,400 Rick Crossfield, Harrodsburg, KY
 166,700 Scott Menzies, Navar, Ontario

MUDDIES (MichTron)
 185,200 ★ Bertha Jeffries, San Bernardino, CA
 164,000 Paul Baker, Pittsburgh, PA
 156,800 Glenn Wasson, Castleton, NY
 147,400 Chris Hefley, Auburn, CA
 124,400 Bernd Pruetting, Scheibenhart, West Germany
 117,000 Chad Bunovich, Wilmerding, PA
 57,300 Paul Tisdell, Les Saules, Quebec

NINJA WARRIOR (Programmer's Guild)
 151,100 ★ Douglas Rodger, Harvard, MA
 106,300 Bud Seibel, Tumbler Ridge, British Columbia
 105,200 Martin W. Grimm, Elkview, WV
 102,400 Christopher Gelowitz, Claresholm, Alberta

86,100 Ryan Sambrook, Miami Lake, FL

OFFENDER (American Business Computers)
 113,000 ★ Kevin Marsh, Bokeelia, FL
 103,450 Julio Comello, Scarborough, Ontario

OUTHOUSE (MichTron)
 530,751 ★ Rosalie Siclari, Staten Island, NY
 528,694 Benjamin Hebb, Bridgewater, Nova Scotia
 160,200 David Lazar, Englishtown, NJ
 101,650 Davey Devlin, Clyde, NC
 69,848 Phillip Laurell, Lansing, MI

PAC 'EM (THE RAINBOW)
 2,080 ★ Stephanie Gregory, Coco Solo, Panama
 1,999 Kevin R. Hubbard, Huntington, WV
 1,951 Dr. James Peterson, Radcliff, KY
 1,870 Steve Olson, Calgary, Alberta
 1,631 Raymond R. Hubbard, Huntington, WV
 495 Cameron Grant, Stettler, Alberta
 256 Brad Dingey, Stettler, Alberta

PARA-JUMPER (THE RAINBOW)
 822 ★ Peter MacLeod, Montague, Prince Edward Island

PHANTOM SLAYER (Med Systems Software)
 2,668 ★ Michael Brooks, Glade Spring, VA
 2,488 Troy Messer, Joplin, MO
 1,852 Curtis Boyle, Saskatoon, Saskatchewan

1,306 Marc Hassler, Gainesville, FL
 1,126 Gille Giroux, North Bay, Ontario

PICTURE PUZZLE (DSL Products)
 30,126 ★ Vicki Ineson, Westland, MI

PINBALL (Radio Shack)
 12,000,000 ★ Gerry Farmer, Calgary, Alberta
 2,800,090 Glen Ewing, Brooklin, Ontario

PLANET INVASION (Spectral Associates)
 177,900 ★ Russ Rosen, Cardiff, CA

POLARIS (Radio Shack)
 261,341 ★ Nico Swinkels, Beneluxlaan, Netherlands
 111,273 Scott Daley, Biloxi, MS
 91,168 Ed Meyer, Vancouver, British Columbia
 81,041 Andy Lehtola, Mound, MN
 63,053 Paschal Wilson, Kentwood, LA

POLTERGEIST (Radio Shack)
 6,730 ★ Walker Astle, Grimsby, Ontario
 6,600 ● Ray Suplee

POOYAN (DataSoft)
 1,511,050 ★ Jeff Connell, Winona, MN
 1,138,500 ● Linda Cote, Montreal, Quebec
 890,850 Jerry Morgan, Independence, MO
 480,450 Bernd Pruetting, Scheibenhart, West Germany
 288,550 Mark B. Rodda, Springfield, VA
 132,850 Jeffrey DuBois, Houma, LA

POPCORN (Radio Shack)
 64,380 ★ Susan Rushing, Tucson, AZ
 57,860 Jeffrey Kochs, Grove City, OH
 48,930 ● Paul Baker, Pittsburgh, PA
 47,110 Darin Martin, Oakland, CA
 46,900 Dan Raltenbaugh, Sandy Lake, PA
 38,560 Matthew Foye, Middleboro, MA
 35,420 Jeff Lupish, Grimsby, Ontario
 19,230 Chris Shannon, Lafayette, IN

PROJECT NEBULA (Radio Shack)
 1,270 ★ Theodore Latham Jr., Rich Square, NC
 1,145 ● Barry Logan, Pinckneyville, IL
 1,120 John Hopkins, Greenville, SC
 1,065 William Daley, Biloxi, MS
 1,065 Dan Heater, Cortland, OH
 185 Bobby Rosingana, Danville, CA

PYRAMID (Radio Shack)
 220/113 ★ John Dupre, Mobile, AL
 220/130 Cornelius Caesar, Gundelhardtstr, West Germany
 220/130 George R. Fairfield, Victoria, British Columbia
 220/133 Robert Dickau, Sacramento, CA
 220/136 Andy Nelson, Winona, MN
 220/137 ● Chris Cope, Central, SC
 220/139 Shawn Williams, Connorsville, IN
 220/147 Stephen Su, Niles, MI
 220/151 Randall Edwards, Dunlap, KS
 220/156 Richard Bourque, Gatineau, Quebec
 220/ Judy Fodness, Mesa, AZ

Q-NERD (THE RAINBOW)
 6,512,020 ★ Ray Ravalitera, Bethune, France
 164,780 Ray Suplee
 181,920 Susan Bennington, Pensacola, FL
 130,000 Robert Dickau, Sacramento, CA
 30,900 Kevin Oberberger, Sparks, NV
 29,830 Theodore Latham Jr., Rich Square, NC
 24,900 Nicole Freedman, Wellesley, MA
 4,770 Rupert Young, Sheffield, MA

QUASAR COMMANDER (Radio Shack)
 114 ★ Paul Sanecki

QUIX (Tom Mix)
 540,016 ★ Wib Merrthwe, Oshawa, Ontario
 496,165 Evelyn Gagnon, North Bay, Ontario

RAAKA-TU (Radio Shack)
 25 ★ Brian Sobolewski, Orange Park, FL
 40 David Joyner, Raleigh, NC

RAINBOW ROACH (THE RAINBOW)
 283,500 ★ Andy Lehtola, Mound, MN
 124,800 ● Cheryl Endlich, Perry Hall, MD
 122,700 Peter MacLeod, Montague, Prince Edward Island
 113,500 Andrew Smith, Columbia, SC
 102,000 John Statham, Strathroy, Ontario

REACTOIDS (Radio Shack)
 931,395 ★ Linda Mobbs, Pt. Huron, MI
 203,800 Andrew Lehtola, Mound, MN
 88,615 Robbie Anderson, Monrovia, CA
 41,100 Jeff Loeb, Mobile, AL

MORE... RAINBOW SCOREBOARD

RETURN OF THE JET-1 (ThunderVision)

389,453 ★Gary Bachtel, Huntsville, AL
208,602 Robert Buerkle, Conway, PA

ROBOTACK (Intracolor)

2,437,000 ★Mike Scharf, Fremont, OH
2,329,000 Edwin Prather & Cory Soper
2,216,950 Randy Hankins, Tabor, IA
1,922,200 Erik Merz, Noblesville, IN
1,512,200 Robert Kiser, Monticello, MS

SEA DRAGON (Adventure International)

538,200 ★Kevin Oberberger, Sparks, NV

SCARFMAN (Comsoft)

412,050 ★Michael Cerami, Springfield, VA
357,190 Jeremy Schild, Clinton, UT
261,850 Kristin McGahee, Pembroke Pines, FL
253,920 Scott Boulanger, Columbus, OH

SHOOTING GALLERY (Radio Shack)

120,640 ★Robert J. Wallace, Waldorf, MD
67,700 Vernell Peterson, Radcliff, KY
44,870 Mark Nichols, Birsay, Saskatchewan
44,480 R. Duguay, St. Bruno, Quebec
31,340 Martin Peterson, Lynchburg, VA

SKIING (Radio Shack)

05,85 ★John Hopkins, Greenville, SC
12,08 Kelly Kerr, Wentzville, MO
13,73 Janell Stroshane, Ashland, WI
21,35 Jean-Claude Taliana, Brossard, Canada

29,52 Andrew Truesdale, Ferguson, MO

SLAY THE NEREIS (Radio Shack)

344,115 ★Ed Meyer, Vancouver, British Columbia

116,588 Peter MacLeod, Montague, Prince Edward Island

110,000 Mike Butenhoff, Minnesota City, MN
48,226 Nicole Freedman, Wellesley, MA

SNAIL'S REVENGE (THE RAINBOW)

10,860 ★Rupert Young, Sheffield, MA

SNAKER (THE RAINBOW)

1:26 ★Dan Sobczak, Mesa, AZ
1:59 Baiju Shah, Deep River, Ontario

SPACE SHUTTLE (Tom Mix)

595 ★Steve Schweitzer, Sewell, NJ
585 David J. Banks, Greendale, British Columbia
585 Kenton Fifield, Fort Francis, Ontario
585 Randall F. Edwards, Dunlap, KS
576 David J. Banks, Greendale, British Columbia

SOLO POKER (Datasoft)

980 ★Carol Dawn Staker, Moscow, ID
850 Granville Bonyata, Tallahassee, FL
740 Allan Mercurio, Portsmouth, RI
450 Kevin Marsh, Bokeelia, FL

STAR TREK (Adventure International)

100 ★Stefan Mecay, Austin, TX

STORM ARROWS (Spectral Associates)

168,000 ★Steven Ohsie, Deer Park, TX
136,650 Brian Specht, Rochester, NY
68,400 Jim Irvine, Sudbury, Ontario

STRATEGY FOOTBALL (THE RAINBOW)

201-0 ★Dan Sobczak, Mesa, AZ

TIME BANDIT (MichTron)

243,620 ★Mark Wooge, Omaha, NE
214,850 Sally Naumann, Hailey, ID
129,240 Brian Larrison, Fridley, MN
106,720 Glen Heidebrecht, Topeka, KS
66,700 Fred Naumann, Hailey, ID
48,950 Mario Asselin, Hauteville, Quebec

TIME FIGHTER (Mark Data)

72,400 ★Robert Shaw, Kincardine, Ontario

TOUCHSTONE (Tom Mix)

65,520 ★Kevin Marsh, Bokeelia, FL

TRAILIN' TAIL (THE RAINBOW)

76,275 ★Michael Rosenberg, Prestonsburg, KY
33,454 Kenneth Bergenham, Lawton, MI

26,640 Dr. James Peterson, Radcliff, KY
24,415 Kenton Fifield, Fort Frances, Ontario
19,820 Dan Sobczak, Mesa, AZ

TRAPFALL (Tom Mix)

120,406 ★Keith Marsh, Bokeelia, FL
114,322 David Joyner, Raleigh, NC
113,408 Rich Trawick, N. Adams, MI
112,596 Kanti Dinda, Kingston, Ontario
112,404 Russ Rosen, Cardiff, CA
105,668 Gary Bachtel, Huntsville, AL

TUT'S TOMB (Mark Data)

163,060 ★Michael McCafferty, Oceanside, CA
158,000 ●Chris Russo, Miami, FL
121,240 Mickey McCafferty, Oceanside, CA
106,640 Eileen Kaakee, Royal Oak, MI
104,360 Gary Marshall, Layton, UT
76,200 Alexandre Maggioni, Lausanne, Switzerland

WACKY FOOD (Arcade Animation)

227,900 ★Jon Jenkins, Milner, GA
105,100 Stephane Asselin, Hauteville, Quebec

WHIRLBYRD RUN (Spectral Associates)

516,450 ★Dan Shargel, Arroyo Grande, CA
283,100 Nathan Russell, Minco, OK
157,000 Hughens Bien-Aime, Montreal, Quebec
104,000 Jeff Connell, Winona, MN
103,900 Dann Fabian, Crestview, FL

ZAXXON (Datasoft)

1,510,000 ★James Quadrella, Brooklyn, NY
666,000 Andy Green, Whitehall, PA
401,900 Mike Hughey, King George, VA
370,400 Chris Coyle, Selden, NY
260,600 Roger Buzard, Lima, OH
119,000 Donald Hummer, Reynoldsburg, OH
108,600 Apollo Latham, Rich Square, NC
100,900 Paschal Wilson, Kentwood, LA
78,500 Matthew Foye, Middleboro, MA

— Tamara Solley

SCOREBOARD POINTERS

In conjunction with THE RAINBOW's Scoreboard, we offer this column of pointers for our game-playing readers' benefit. If you have some interesting hints and tips, we encourage you to share them by sending them to the Scoreboard, c/o THE RAINBOW.

ADVENTURE P.I.

Scoreboard:

I have solved *Sea Quest* after a few months of agony. The hardest piece of treasure to find is the diamond ring. It can be found by getting the shovel and metal detector, then going up the stairs on the beach and south. Activate the metal detector and dig; there it appears!

I have also solved many other graphics Adventures. If you would like clues, send a self-addressed, stamped envelope to me at 1755 King Edward St., R2R 0M3.

Robert Black
Winnipeg, Manitoba, Canada

Scoreboard:

I recently discovered that on *Heist* (THE RAINBOW May '84) if you go down to the score (loot) you can score points, and if you go to the high score you can also score points. There is another trick to this. First of

all, score with a bag, then touch the score and high score. After that, touch another bag and again touch the score, and so on until you finish all your bags on the screen. In the second screen do the same as on the first screen (remember to touch the high score), and after finishing up this screen do the same on the third. Every time I play there is plenty of time left.

Sergio Waisser
Mexico City, Mexico

Scoreboard:

I have recently solved *Sea Quest*. If anyone would like hints or the solution, write to me at 2655 Columbia, 48072. I also have completed *Bedlam*.

Has anyone solved *The Crown of Merro* (THE RAINBOW Feb. '84)? If so, please send me the solution. I have gotten to the cave, but always die from the poison.

Laura Conley
Berkley, MI

Scoreboard:

As was suggested in your "Pointers" column (THE RAINBOW June '84), I tried to FOLLOW different people in *Bedlam*. After I typed "follow so-and-so," it asked me for a phrase. What should I do now? Please write to me at Rt. 1, Box 45-M, 24486.

Brian Chafin
Weyers Cave, VA

Scoreboard:

Help! I would greatly appreciate any clues and/or solutions to *Pyramid*, *Madness and the Minotaur*, and *Bedlam*. If anyone can assist me, please write to me at: COMSUNBRON 14, Fleet Post Office, NY 09501.

David Sharpe
Dunoon, Scotland

EXTRA POKES

Scoreboard:

Here is a complement to Tom Fagan's tips in the July '84 issue of *THE RAINBOW*. The following is a list of *POKES* to aid you by increasing the number of allotted players. The 'x' represents the number of lives you want:

POKE 13971, x *Bag-It-Man*
POKE 21561, x *Mr. Dig*
POKE 22369, x *Lunar Rover Patrol*
POKE 29629, x *Mudpies*
POKE 17437, x *Tutankam*
POKE 8274, x; 8318, x *Zeus*

Jean Tisdell
Les Saules, Quebec

Scoreboard:

In the July '84 edition of *THE RAINBOW*, there is a list of *POKES* for gaining "everlasting life." I know a little about computers, but do not know how to use *POKE*. I typed in what it said beside *The King* and the computer responded with a syntax error. Would you please advise on how to use the *POKE* command?

Andrew Smith
Grimsby, Ontario

Editor's Note: Refer to your Sept. '84 edition of *THE RAINBOW* under "Scoreboard Pointers" — there is an explanation in the "Editor's Note."

MYSTERY OF THE PYRAMID

Scoreboard:

I think that there is more to *Pyramid* than meets the eye. In certain rooms, when you are carrying certain objects, hitting ENTER will result in a message. It will be something like "lamp here," "plant here," or "sarcophagus here." If you drop the desired object, hitting ENTER will result in an "I don't understand" instead of another prompt. Could anyone help me find out what rooms correspond with what objects, and, finally, what the end result is? My address is 14925 Satanas St., 92129.

Jon Blow
San Diego, CA

Scoreboard:

This is for everybody who has had trouble with the maze in *Pyramid*. After entering the maze, use the following sequence: E,S,S,S, N,E,E,NW. Next, get everything in the area.

After that, type SE,N, and D.

If anybody has hints for *Raaka-Tu*, please send them to me at 1528 40th Street, 95819. Also, if you need hints/ answers for *Pyramid*, write to me.

Robert Dickau
Sacramento, CA

ZAPPING THE ENEMY

Scoreboard:

To destroy all the enemy planes in space on *Zaxxon*, use the following procedure: Immediately after leaving the fortress, position your plane exactly halfway up the screen (the height indicator will be exactly in the middle of the space between the third and fourth lines) and roughly halfway across the screen. When the first plane appears, it should be directly in your sight; if not, position your plane so that it is, and destroy the enemy plane. Then begin firing as fast as you can. If your plane is correctly placed on the screen, all the enemy planes will fly into your fire, without having to move the plane at all. If the enemy planes are not destroyed immediately, don't worry; the enemy planes have three flight patterns, and eventually will lead into your line of fire.

This method works well through the first three sets of planes, and moderately well after that. The planes that come in from behind you on levels beyond the first robot will be destroyed, also. If anyone has any questions on this method, or if they want a more detailed explanation, they may write to me at 607 Avenue K, 70444.

Paschal Wilson
Kentwood, LA

OVERCOMING CREATURES

Scoreboard:

I've finally solved *Dungeons of Daggorath*, and have a clue that may help someone. When fighting creatures always have treasure laying in front of you in the same space. The creatures will try to get the weapons or treasures before they attack you, giving you time to attack them. (This doesn't work with the Scorpion or the Wizards.)

I have also solved *Sands of Egypt*, *Calixto Island* and *Keys of the Wizard*. If anyone has any questions write to me at 104 Barely Ct., 20653.

Kelly Bussell
Lexington Park, MD

JUNGLE JINX

Scoreboard:

I found a small flaw in the program *Jungle* (*THE RAINBOW*, Aug. '84) that might be helpful. Add Line 2643 which should read 2643 S=0 because every time you play, your score builds from the previous game and it could end up being hundreds of thousand!

Doug Schwartz
Glendale, AZ

Scoreboard:

After your score reaches 10,000 on *Polaris*, be careful that it doesn't go over 1,000 above a bonus island on the multiples of 10,000. For example: starting a wave on 49,000 and ending on 51,000 or starting on 29,000 and ending on 31,000 — this will negate your bonus island.

Andy Lehtola
Mound, MN

AWESOME ASSIGNMENT

Scoreboard:

I'm having difficulty in solving the *Arconiax Assignment* Adventure game (*THE RAINBOW* July '84). My main problem is getting on the country streets. Any help would be greatly appreciated. Send information to 6 Jones Dr., 25560.

Larry Kinder
Scott Depot, WV

Scoreboard:

I would like to know how to produce Hi-Res graphics with all eight CoCo colors, as done on such games as *Storm* and *Pac-Tac*. Can this be done in BASIC, or does it require machine language? If anyone can help, please send information to 7719 Pipers Creek, 78251.

Scott Power
San Antonio, TX

STUCK IN SPACE

Scoreboard:

I recently bought an Adventure game from Pal Creations called *Space Escape*. I am having a problem getting out of the ship. I cannot get the shuttlecraft door open.

If anyone knows the solution to my problem, please write to me at 1127 Mountainbrook, 71118.

Robert Aylor
Shreveport, LA

Color LOGO With Printing

By Don Inman
Rainbow Contributing Editor

One advantage that Color LOGO has over Extended Color BASIC is the ability to print text on the display screen along with graphics. The *PRINT* command can be used to add prompts and other information to a graphics screen. Since the printed information is displayed at the turtle's current location, the turtle must be moved to the desired position before the *PRINT* command is given. It is also desirable to hide the turtle before printing so that the information is clearly readable. An alternative is to move the turtle away from the printed information when finished.

The *PRINT* command can be used in either of the following two forms.

1) *PRINT t*

The "t" can be a number, a variable, a function reference, or a combination of these and any arithmetic, logic, or relational operators.

Examples:

PRINT 5 — will print the number 5.

PRINT :ROW — will print the numeric value that has been assigned to the variable *:ROW*.

PRINT ABS :N — will print the absolute value of the numeric quantity of the variable *:N*. If *:N=-5*, it would print 5.

(Don Inman taught in the public school system for over 21 years. After a one-year sabbatical to investigate educational uses of computers, he never went back to the classroom.)

PRINT :ROW+3 — will print the sum of the numeric value of *:ROW* and 5.

2) *PRINT "text"* — will print whatever text is inside the quotation marks.

"text" can be composed of any printable keyboard symbols (letters, numbers, punctuation, etc.). Text must be enclosed in quotation marks.

Examples:

PRINT "RESULTS OF THROWS OF A SINGLE DIE"

PRINT "1 2 3 4 5 6"

To demonstrate a typical use of the *PRINT* command, consider the following procedures that allow you to test the *RANDOM* function by repeated throws of a single die.

Listing 1:

```
TO HEXTOSS :TOSSES
  ZERO
  REPEAT :TOSSES
    (MAKE :N RANDOM 6+1
     CHANGE)
  DRAW
END

TO ZERO
  MAKE :ONE 0 MAKE :TWO 0
```



```

MAKE :THREE 0 MAKE :FOUR 0
MAKE :FIVE 0 MAKE :SIX 0
END

```

```

TO CHANGE
IF :N=1
  (MAKE :ONE :ONE+1)
IF :N=2
  (MAKE :TWO :TWO+1)
IF :N=3
  (MAKE :THREE :THREE+1)
IF :N=4
  (MAKE :FOUR :FOUR+1)
IF :N=5
  (MAKE :FIVE :FIVE+1)
IF :N=6
  (MAKE :SIX :SIX+1)
END

```

```

TO DRAW
CLEAR HT
SX 30 SY 4 PRINT 1
SX 70 PRINT 2
SX 110 PRINT 3
SX 150 PRINT 4
SX 190 PRINT 5
SX 230 PRINT 6
SX 25 SY 10 SH 90
REPEAT :ONE
  (BLOCK)
SX 65 SY 10
REPEAT :TWO
  (BLOCK)
SX 105 SY 10
REPEAT :THREE
  (BLOCK)
SX 145 SY 10
REPEAT :FOUR
  (BLOCK)
SX 185 SY 10
REPEAT :FIVE
  (BLOCK)
SX 225 SY 10
REPEAT :SIX
  (BLOCK)
END

```

```

TO BLOCK
REPEAT 2(FD 5 LT 90
  FD 1 LT 90 FD 5 RT 90
  FD 1 RT 90)
FD 5 PU BK 5 LT 90
FD 2 RT 90 PD
END

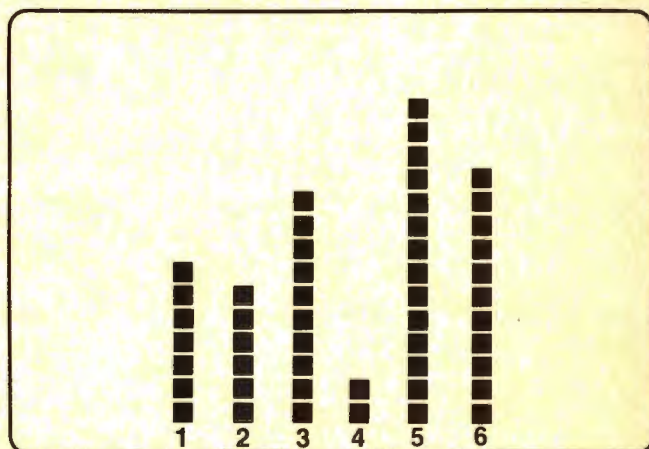
```

To use these procedures you must have a Color LOGO cartridge or diskette in the computer. The *RUN* mode is used to execute the procedures by entering:

HEXTOSS 50 ENTER

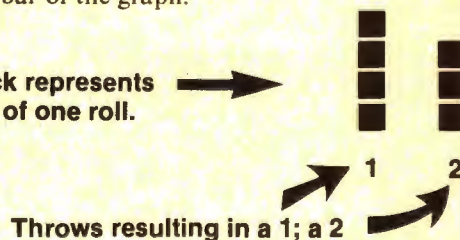
for 50 die throws

The results of our sample run looked like this.



The result of each roll of the die is represented by one block of a bar of the graph.

Each block represents the result of one roll.



Throws resulting in a 1; a 2

The *PRINT* command was used to number the bars in the *DRAW* subprocedure as follows:

```

SX 30 SY 4 PRINT 1
SX 70 PRINT 2
SX 110 PRINT 3
SX 150 PRINT 4
SX 190 PRINT 5
SX 230 PRINT 6

```

Notice that the X coordinate is increased 40 units for each print command. Since each character occupies eight-column positions, the numbers are placed 40/8 or five-character spaces apart. Therefore, there are four blank character spaces between each letter.



Using the "text" form of the *PRINT* statement, the same spacing can be achieved by:

```
SX 30 SY 4
PRINT "1 2 3 4 5 6"
```

↑
four spaces between numbers

The display used for HEXTOSS did not contain much information. The bars indicated the frequency distribution of the results of throwing a single die. However, the display gives no indication of what is being shown. Additional *PRINT* statements can be used to provide additional information. You might want to display a title and show how many die rolls have been made. You only need to change the *DRAW* subprocedure to do this. For demonstration purposes, we will use:

```
PRINT :TOSSES
PRINT "ROLLS OF A SINGLE DIE"
```

Since the bars are labeled at the bottom of the screen, the title can be placed at the top by:

```
SX 30 SY 180 PRINT :TOSSES
SX 62
PRINT "ROLLS OF A SINGLE DIE"
```

← Print number of tosses
← Move to right
← Print text

These three lines provide the following title which begins at the top left of the screen (position 30,180).

```
50 ROLLS OF A SINGLE DIE
```

The final version of the *DRAW* subprocedure is as follows:

```
TO DRAW :TOSSES
CLEAR HT
SX 30 SY 4
PRINT "1 2 3 4 5 6"
SY 180 PRINT :TOSSES
SX 62
PRINT "ROLLS OF A SINGLE DIE"
SX 25 SY 10 SH 90
REPEAT :ONE
(BLOCK)
SX 65 SY 10
REPEAT :TWO
(BLOCK)
SX 105 SY 10
REPEAT :THREE
(BLOCK)
SX 145 SY 10
REPEAT :FOUR
(BLOCK)
SX 195 SY 10
```

←
←
← lines changed
←

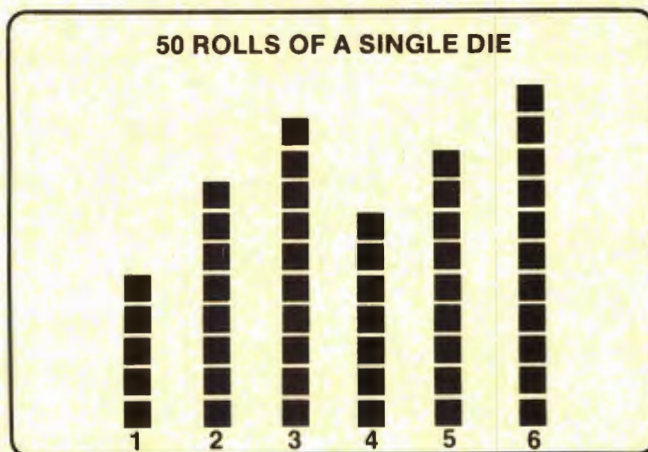
```
REPEAT :FIVE
(BLOCK)
SX 235 SY 10
REPEAT :SIX
(BLOCK)
END
```

The title of the main procedure is changed to HEXTOSS2, and the command which calls the *DRAW* subprocedure is changed to add the variable :TOSSES. This passes the value of :TOSSES from the main procedure to the *DRAW* subprocedure so that it can be printed in the title. The main procedure is now:

```
TO HEXTOSS2 :TOSSES
ZERO
REPEAT :TOSSES
(MAKE :M RANDOM 6+1
CHANGE)
DRAW :TOSSES
END
```

All the other subprocedures remain the same. When the revised *DRAW* subprocedure is used with HEXTOSS2, a sample run looked like this:

Figure 2



Listing 2:

```
TO HEXTOSS2 :TOSSES
ZERO
REPEAT :TOSSES
(MAKE :N RANDOM 6+1
CHANGE)
DRAW :TOSSES
END

TO ZERO
MAKE :ONE 0 MAKE :TWO 0
MAKE :THREE 0 MAKE :FOUR 0
MAKE :FIVE 0 MAKE :SIX 0
END
```

TO CHANGE

IF :N=1
 (MAKE :ONE :ONE+1)
 IF :N=2
 (MAKE :TWO :TWO+1)
 IF :N=3
 (MAKE :THREE :THREE+1)
 IF :N=4
 (MAKE :FOUR :FOUR+1)
 IF :N=5
 (MAKE :FIVE :FIVE+1)
 IF :N=6
 (MAKE :SIX :SIX+1)

END

TO DRAW :TOSSES

CLEAR HT

SX 30 SY 4 PRINT 1
 PRINT"1 2 3 4 5 6
 SY 180 PRINT :TOSSES
 SX 62
 PRINT"ROLLS OF A SINGLE DIE"
 SX 25 SY 10 SH 90
 REPEAT :ONE
 (BLOCK)

SX 65 SY 10

REPEAT :TWO
 (BLOCK)

SX 105 SY 10

REPEAT :THREE
 (BLOCK)

SX 145 SY 10

REPEAT :FOUR
 (BLOCK)

SX 185 SY 10

REPEAT :FIVE
 (BLOCK)


SX 225 SY 10

REPEAT :SIX
 (BLOCK)

END

TO BLOCK

REPEAT 2(FD 5 LT 90
 FD 1 LT 90 FD 5 RT 90
 FD 1 RT 90)
 FD 5 PU BK 5 LT 90
 FD 2 RT 90 PD
 END



PERRY

COMPUTERS

COLOR COMPUTERS

CALL TOLL FREE 1-800-248-3823

COLOR COMPUTER, DISK DRIVE AND PRINTERS

COLOR COMPUTER SOFTWARE

	LIST PRICE	OUR PRICE		OUR PRICE
26-3136 16K Extended Color Computer 2	\$ 159.95	\$ 149.00	Telewriter 64 Tape	\$ 49.95
26-3127 64K Color Computer 2	\$ 259.95	\$ 195.00	Telewriter 64 Disk	\$ 59.95
26-3029 Disk Drive 0 for Color Computer	\$ 349.95	\$ 299.00	VIP Writer	\$ 59.95
26-1161 Disk Drive 1, 2, 3 for Color Computer	\$ 279.95	\$ 230.00	VIP Speller	\$ 49.95
26-1271 DMP-110 50/25 cps Triple Mode Printer	\$ 399.95	\$ 299.00	VIP Database	\$ 59.95
26-1255 DMP-120 120 cps Dual Mode Matrix	\$ 499.95	\$ 365.00	TOM MIX Software	\$ CALL
26-1254 DMP-200 120 cps Triple Mode Matrix	\$ 699.95	\$ 425.00	RADIO SHACK Software	15% OFF
26-1257 DWP-210 14 cps Daisy Wheel Printer	\$ 599.00	\$ 485.00	SPECTRAL ASSOCIATES	\$ CALL

OTHER PRINTERS AND ACCESSORIES

MONITORS

	OUR PRICE		OUR PRICE
EPSON Printer	\$ CALL	COMREX 12" Monitor	\$ 95.00
OKIDATA Printer	\$ CALL	COMREX 13" Color Monitor	\$ 285.00
STAR GEMINI 10X Printer	\$ 300.00	AMDEK 300A Monitor	\$ 155.00
TRANSTAR Daisy Wheel Printer	\$ 485.00	AMDEK Color I Plus	\$ 335.00
C.I.TOH 8510 Prowriter Printer	\$ 380.00	VIDEO PLUS Monitor Adaptor	\$ CALL
BOTEK Serial to Parallel Interface	\$ 59.00	GORILLA Monitor	\$ 85.00

COLOR ACCESSORIES

	LIST PRICE	OUR PRICE		LIST PRICE	OUR PRICE
26-2226 RS-232 Program Pak	\$ 79.95	\$ 68.00	26-3008 Joysticks	\$ 24.95	\$ 21.00
26-3012 Deluxe Joystick (EACH)	\$ 39.00	\$ 34.00	26-3016 Keyboard Kit	\$ 39.95	\$ 34.00
26-3017 64K RAM Kit	\$ 69.95	\$ 59.00	26-3018 Extended BASIC Kit	\$ 39.95	\$ 34.00
26-3025 Color Mouse	\$ 49.95	\$ 42.50	26-1175 Direct-Connect Modem I	\$ 99.95	\$ 85.00
26-1173 Modem II	\$ 199.95	\$ 169.00	Hayes Modems	\$ CALL	

All prices and offers may be changed or withdrawn without notice. Advertised prices are cash prices. For shipping, add 2% (minimum shipping charge \$2.00). C.O.D. accepted. (\$4.00 charge per carton on C.O.D. Call for further C.O.D. information.) M.C., Visa, AX, add 3%.

PERRY COMPUTERS • 137 NORTH MAIN STREET • PERRY, MI 48872

COOKING With CoCo



Part IV

This month the chef serves up a tasty appetizer to make keyboard entry deliciously easy.

By Colin J. Stearman

If you were paying close attention last month, you might have noticed I included a couple of items in the patch listing which were not mentioned in the text of the article. These were put in at the last minute due to the overwhelming number of reader requests for them. Before we get started on this month's feature, I will describe what they were.

DECB 1.1

It seems more of you have the new revision of Disk BASIC than I imagined, and were frustrated by this series being based on the 1.0 revision. Well fret no more, as the part three listing contains patch addresses for both revisions. I have used MAC's conditional assembly to select which revision to assemble. If the label *REV* is zero then the 1.0 version is built and if it's one then 1.1 is built. The listing each month will be assembled for 1.0, but all information will be included regarding what to change for 1.1.

DECB 1.1 takes up more room in the ROM than does 1.0, so I have had to leave some features out. First to go is the fix to the *FILES* command. I haven't checked, but would like to think that 1.1 fixed that bug itself. Second, the fully spelled out error messages and return of the error message name in

(Colin J. Stearman is an electronics engineer educated in the U.K. He has worked with all kinds of computers and has been a CoCo enthusiast for over two years.)

ENAMES had to go. These seemed like the least important, but if you disagree, leave something else out and include them. But whatever you do, don't let the additions go beyond *\$DEFF*. The OS-9 boot routine resides at *\$DF00* through *\$DF4C*.

Finally, each month *RAINBOW ON TAPE* will have the machine code file for both revisions of BASIC. The name of the file will be built from the initials of the article, the part number and then V10 for *DECBI.0* and V11 for *DECBI.1*. So this month the files will be *CWC4V10* and *CWC4V11*.

Drive Step Rate

Many of you have disk drives that can step from track to track at a rate faster than the 30 ms (milliseconds) set by BASIC. Even my old RS drives can step at 20 ms.

If you look at last month's listing Lines 225 through 232, you will see that I adjusted the rate to 20 ms. That's why your drives sounded a little strange. If you had problems maybe you should set this back to 30 ms.

There are four possible settings; 30 ms, 20 ms, 12 ms and 6 ms. This patch will affect all your drives equally, so set the value to that of the slowest drive, if you have a mix. I have patched both the *RESTORE* rate and *SEEK* rate. The first sets the rate at which the drive is restored to track zero; the second, the rate at which each track is sought. I toyed with making a command to allow BASIC to change the rate "on the fly." But that takes up precious ROM space and you would always want the fastest rate your drives can handle. If you don't know how fast your drives are, keep reducing the rate until a *LOAD* command fails, then go back a notch.

Back to Business

Last month we ended the assembly code listing with a series of dummy functions. Next month we will add the code to make some of them functional. But this month we introduce *FLEXIKEY*.

Hands up all of you CoCo keyboard-pounders who have just entered a long direct command to BASIC, only to notice a "typo" in the second character. I guess I'm not alone! With *FLEXIKEY* you can instantly save the bad line, recall it for editing and re-execute it. You never have to type in the same thing twice. I must confess, the idea came from my IBM PC at work, which has similar functions.

FLEXIKEY

The *FLEXIKEY* routine completely replaces BASIC's normal keyboard entry routine and places each entered BASIC line into a buffer when you press the *ENTER* key. This entry is then recallable for re-execution or modification by a set of simple commands.

The best way to describe how it works is by example. Let's say you have just typed in the command

```
COPY"OLP.PGM" TO "NEW.PGM"
```

and *ENTER*ed it. It returned an *?NE* error because you meant to type *OLD.PGM*. Instead of retyping the whole line, use the right arrow key to recall each letter from the buffer. Pressing it seven times will recall

```
COPY"OL
```

with the cursor just after the 'L'. Now type in the 'D'. This replaces the incorrect 'P'. You could get the rest of the line out by repeatedly pressing the right arrow, but if you press *SHIFT*/*right arrow* the remainder of the line appears, with

the cursor at the end. If you were to press *ENTER*, then this line would be put into the holding buffer and executed also.

But let's say that just as you were about to press *ENTER* you realized that the proper program name was *VERY OLD.PGM*. You could press *ENTER* anyway and get another error and then edit again, but if you press *SHIFT*/*@* the command line will be stored in the buffer without execution, ready for further editing. When you do this a '@' is displayed at the end of the line to remind you that the command was just stored and not executed.

So you do this and then press the right arrow five times to recall *COPY*". To insert the *VERY*, press the *SHIFT*/*up arrow*. This puts you into the insert mode and each character typed will be inserted in the command line, with the remaining characters in the buffer not overwritten. The overtype mode is returned whenever you press a left, right or down arrow key. Once *VERY* is typed, the *SHIFT*/*right arrow* key will recall the remainder of the line for entry.

But once again you get an *?NE* error because the name of the file was really *VERY.PGM* (will you ever get it right?). Press the right arrow key nine times until *COPY"VERY* is displayed. Now press the down arrow key three times, once for each letter in *OLD*. *SHIFT*/*right arrow* will then spit out the rest of the line which now reads

```
COPY"VERY.PGM" TO "NEW.PGM"
```

If you are editing a line and things get really scrambled, don't worry, just hit left arrow to delete the character to the left of the cursor. The original character at that position is still in the buffer and could be pulled out with right arrow. If the whole line is messed up, press *SHIFT*/*left arrow* and the whole thing will disappear. But the original line is still in the buffer so you can start all over.

Some of the arrow keys now used by *FLEXIKEY* previously created printable characters (square brackets, left arrow and the like). To get these now, press *SHIFT*/*CLEAR* and then the arrow key you want. The normal character will appear. To get the back slash which *SHIFT*/*CLEAR* normally produces, press *SHIFT*/*CLEAR* twice.

FLEXIKEY does not interfere with the normal operation of BASIC's *EDIT* command. It works in the command mode and also within BASIC programs when entry is via an *INPUT* command. Also, some machine language programs use BASIC's entry routine, and therefore *FLEXIKEY* is available for use within them also. (Computerware's *MACRO* assembler *MAC* falls into this category, for one.)

The buffer used by *FLEXIKEY* is the cassette buffer, so correct operation will not occur immediately after cassette input/output operations. It does not interfere with this *I/O*, it's just that they share a common buffer area.

As I said earlier, once you get used to remembering *FLEXIKEY* is there, you'll wonder how you ever managed without it.

Adding The New Functions


This is a simple process using your editor. Call in last month's listing and make the following changes using the [*REF#*] given as a locating guide. 'Uncomment' (remove the initial asterisk from) reference Line 1 and delete all lines after reference Line 29, as these are in this month's listing.

Type in the additional code in Listing 1 at the end of the existing code. Then reassemble the result and try it as you did last month's listing. You should find that *FLEXIKEY* works as described. If not then it's "hunt the typo" time, until it does.

NEW

E.T.T. ELECTRONIC TYPING TEACHER

by
CHERRYSoft



Learning to type the right way can save you hours of tedious work when entering programs into your CoCo, and this is just what ETT was designed to do. Devote a little time every day practicing with ETT and before you know it you will be typing with confidence. Entering those programs will no longer be the chore it used to be.

ETT's video keyboard lets you practice with all the keys labeled, all the keys blank or only the "home" keys labeled. The visual cues guide you while you learn to type without watching your fingers. ETT shows your accuracy, response time, and words per minute. You will quickly see that you are improving with practice.

With the sentences provided by ETT learning to type can be fun. Over 1000 variations chosen because they include every letter in the alphabet. You can also create your own practice sets. This outstanding program was written by a certified teacher and professional programmer and comes with a ten page student manual-study guide. Requires 16K Extended Basic.

Cassette **\$21.95**

ETT NOW AVAILABLE FOR COMMODORE 64
CASSETTE **\$24.95** DISK **\$29.95**

NEW

MASTER CONTROL II

The best doesn't always cost more and MASTER CONTROL II is a good example. What would you be willing to pay for a program that would cut your typing time by more than 50% and eliminate hours of debugging because you misspelled a command word? For example the command STRING\$ (requires nine strokes) with MASTER CONTROL II you only require two strokes, just hit the down arrow key twice and it's done, and no mistakes. That is just one of the 50 pre-programmed commands available to you. If that isn't enough you also have the ability to customize your own key to enter a statement or command correctly, automatically every time. But that's not all, how about automatic line numbering. Just enter the starting number and the increment you want and MASTER CONTROL II will do it for you. You also have direct control of MOTOR, AUDIO and TRACE plus a direct RUN key. Sounds great? Well, thousands of color computer owners have been enjoying these features for years. But now the new MASTER CONTROL II also has the following features:

- *New plastic overlay that can be removed when you are not using MASTER CONTROL II.
- *New documentation, to help you get the most from the program.
- *New repeating keyboard.

Cassette **\$21.95**

Include \$2.50 Shipping and Handling in U.S.-\$5.00 Foreign

 **CoCo
Warehouse**

Where Shopping By Mail is "USER FRIENDLY"
500 N. DOBSON - WESTLAND, MI 48185
Phone (313) 722-7957

**FREE
CATALOG**
•
**DEALER
INQUIRIES
INVITED**

EDTASM+ Bug

A bug in EDTASM+ can cause you problems. If your assembly creates *Multiply Defined Symbol* errors when you know there aren't any, then the bug bit you! It manifests itself when you use arithmetic in the operand field, and the math references a label.

For example, in the program SYSTEM from part one, EDTASM+ does not like the line *CMPU#BUFFER+256*, but if you change it to *CMPU#256+BUFFER* it likes it just fine. So look for lines like this before tearing all your hair out!

A Gentle Reminder

When you have transferred BASIC (unmodified or otherwise) to a disk or an EPROM using information in this series, the result is *still copyrighted* by RS and Microsoft. Giving the disk or EPROM away or selling it to others infringes on this and is illegal.

None of my patch code contains original RS BASIC code and is itself copyrighted. However, it may be freely distributed as long as my copyright notice remains intact, both in the source code and in the start-up banner. My revisions may not be sold for profit without my written consent.

Coming Next Month

We will add the code to make many of the new BASIC commands fully functional, including *COLD* and *AUTO* and *DATE\$*. So let's make it a date\$!

If you would like the entire DOSPATCH program source, along with binary files with and without the parallel port driver for DECB 1.0 and DECB 1.1, just send me a disk (no cassettes please) along with \$6 and a stamped, addressed disk mailer. I will load the disk and return it to you promptly.

*Address this request or any questions to:
Colin Stearman, 143 Ash Street, Hopkinton, MA 01748.*

The listing:

```

0708      OPT LIS
0709 *****
0710 * PATCH #2 to RSDOS (C)1984 Colin Stearman *
0711 *****
0712 *
0713 *****
0714 *          FLEXIKEY
0715 **      BASIC LAST LINE RE-ENTRY AND EDIT ROUTINE
0716 * This is not a callable command, but a set of
0717 * direct commands from the keyboard, to allow access
0718 * to the last command entered. It is designed to
0719 * work only when called from BASIC and does not
0720 * interfere with the EDIT commands.
0721
0722 *          COMMANDS ARE:
0723 *
0724 * LEFT ARROW -      output next character of old line
0725 * SHIFT/LEFT ARROW - output rest of old line
0726 * SHIFT/UP ARROW - insert, no old line increment
0727 * DOWN ARROW -     delete next character in buffer
0728 * SHIFT/# -        store line input so far.
0729 *
0729 *          No interpretation

```



```

0730 *
0731 *****
0732 * GENERAL PRINCIPLE OF OPERATION:
0733 *
0734 * To allow access to special keyboard entries the
0735 * RAM hook at $16A is modified to go to this routine.
0736 * If the device is 0, the keyboard,
0737 * the key and cursor are obtained and output from
0738 * here. The special keys interpreted and characters
0739 * are drawn from this as required. One permanent RAM
0740 * location is used to indicate the need to initialize
0741 * pointer.
0742 *
0743 * At the end the old return is removed from the stack
0744 * so it is not taken. This allows the input
0745 * handling routine to handle the character as normal.
0746 *
0747 * Because SHIFT/UP ARROW & SHIFT/RIGHT ARROW are also
0748 * used to create the left arrow and I, these are
0749 * now obtained by pressing SHIFT/CLEAR first.
0750 * As this is the backslash this can be obtained by
0751 * pressing SHIFT/CLEAR twice.
0752 *
0753 * FLAGS:
0754 * INTFLG 0 = line in BASIC buffer just stored
0755 * FF = line in hold buffer in use
0756 * HLDPTR zero-based pointer into hold buffer
0757 * INSERT 0 = Insert mode off
0758 * FF = Insert mode on
0759 * WHLINE 0 = SHIFT/RIGHT ARROW not previously pressed
0760 * FF = SHIFT/RIGHT ARROW previously pressed
0761 *
0762 *****
0763 *
0764 KEYBRD LDA DEVMUM
0765 BEQ KEY DEVICE IS KEYBOARD

```

DA60 966F
DA62 270C

```

0766 * SEE IF CASSETTE I/O GOING ON
0767 CMPA 0-1 CASSETTE DEVICE CODE
0768 BNE JMPDUT NOT CASSETTE SO DO NOTHING
0769 LDA 01
0770 STA INTFLG MAKE FLAG POSITIVE
0771 JMPDUT JMP CHRVRT CONTINUE OLD CODE
0772 *****
0773 *
0774 KEY PSHS B,X PRESERVE REG VALUES
0775 LDX 7,S SEE IF CALLED FROM IDLE LOOP
0776 CMPX 00A39D IDLE LOOP CALL RETURN ADDRESS
0777 BEQ INIDLE IN THE IDLE LOOP
0778 PULS B,X FLAGS NOT AFFECTED
0779 BRA JMPDUT IS NOT IDLE LOOP
0780 * THIS ENTRY LINE RECALL WILL ONLY FUNCTION
0781 * WHEN IN THE BASIC IDLE LOOP
0782 *
0783 INIDLE CLR 070 FLAG BUFFER FLUSHED
0784 TST INTFLG HAVE WE BEEN HERE SINCE
0785 * LAST <CR>?
0786 BEQ BETTKN NO CLEAR THE FLAGS
0787 * YES SEE IF CASSETTE I/O JUST DONE
0788 BMI TESTMH NO SO CONTINUE
0789 CLR HLDDBFR SET FIRST BYTE IN HOLD=0
0790 CLR INTFLG READY FOR COMPLEMENTING
0791 BRA GETTKN SO CLEAR FLAGS
0792 *
0793 *
0794 * FIRST TIME THROUGH SINCE <CR> SO SET UP
0795 BETTKN COM INTFLG SET FLAG TO 0FF
0796 * CLEAR FLAGS
0797 RENTER CLR HLDPTR
0798 CLR INSERT
0799 CLR WHLINE
0800 *
0801 * READ CHARACTER FROM KEYBOARD

```

DA64 81FF
DA66 2605
DA68 8601
DA6A B7014A
DA6D 7EC38F

DA70 3414
DA72 AE67
DA74 8CA39D
DA77 2704
DA79 3514
DA7B 20F0

DA7D 0F70
DA7F 7D014A

DA82 270A

DA84 282B
DA86 7F01DA
DA89 7F014A
DA8C 2000

DA8E 0F70
DA91 7F01D7
DA94 7F01D8
DA97 7F01D9

0800 *
0801 *

```

0802 *
0803 KYREAD JSR GETKEY RETURNS KEY IN A
0804 *
0805 * NOW SEE WHAT WE GOT
0806 *
0807 CMPA 0009 RIGHT ARROW next character
0808 BEQ GETCHR SO DO IT
0809 CMPA 005D SHIFT/RT ARROW rest of line
0810 BNE J1 NOT THIS
0811 COM WHLINE SET WHOLE LINE FLAG
0812 BRA GETCHR SET NEXT BUFFER CHARACTER
0813 J1 CMPA 005F SHIFT/UP ARROW insert toggle
0814 BNE J2 NOT THIS
0815 COM INSERT TOGGLE INSERT FLAG
0816 *
0817 * SEE IF SHIFT/RT ARROW PREVIOUSLY PRESSED
0818 TESTMH TST WHLINE OUTPUT WHOLE LINE IF SET
0819 BEQ KYREAD NO SO READ KEYBOARD
0820 *****
0821 * SET CHARACTER FROM HOLDING BUFFER
0822 GETCHR CLR INSERT RESET INSERT FLAG
0823 LDB HLDPTR SET POINTER
0824 LDX 0HLDDBFR POINT X TO HOLDING BUFFER

```

DA9A 8DA1B1
DA9D 8109
DA9F 2715
DAA1 815D
DAA3 2605
DAA5 7301D9
DAA8 200C
DAAA 815F
DAAC 261F
DAAE 7301D8

DAB1 7D01D9
DAB4 27E4

DAB6 7F01D8
DAB9 F601D7
DABC 8E01DA

DABF A605
DAC1 2605

DAC3 7F01D9
DAC6 20D2

DACB 7C01D7
DACB 204A

DACD 8113
DACF 2759
DAD1 810D
DAD3 276E
DAD5 8108
DAD7 2709
DAD9 810A
DADB 2617
DADD 8DD81C
DAE0 20BB

DAE2 7D01D8
DAE3 2625
DAE7 8D02
DAE9 2021

DAEB 7D01D7
DAEE 2703
DAF0 7A01D7
DAF3 39

DAF4 8115
DAF6 2711
DAF8 810C
DAFA 270D
DAFC 8103
DAFE 2709
DB00 815C
DB02 2608
DB04 8DA1B1
DB07 2003

DB09 7F01D7

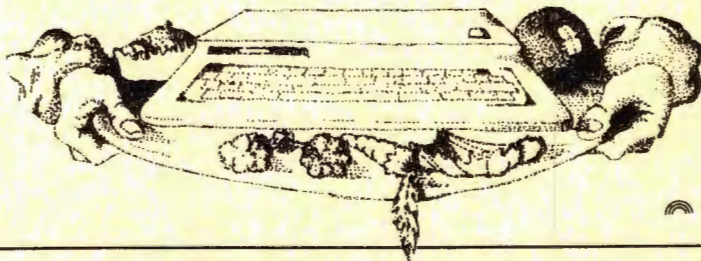
DB0C 8120
DB0E 2507

DB10 7D01D8
DB13 2602

0825 LDA B,X SET CHARACTER
0826 BNE 800DCH
0827 * ALL BUFFER IS OUT
0828 CLR WHLINE RESET POINTER
0829 BRA KYREAD IGNORE
0830 * GOT 800D CHARACTER
0831 800DCH INC HLDPTR MOVE PAST CHARACTER
0832 BRA EXIT AND RETURN WITH IT
0833 *****
0834 J2 CMPA 0013 SHIFT/0 close line
0835 BEQ LINCL0 SO TO LINE CLOSE
0836 CMPA 000D RETURN enter
0837 BEQ ENTER
0838 CMPA 0000 BACKSPACE delete last char
0839 BEQ J4
0840 CMPA 000A DOWN ARROW delete next char
0841 BNE J3
0842 JSR INCPTR INCREASE HOLD POINTER
0843 BRA KYREAD JUMP BACK TO KEY READING
0844 *
0845 * HANDLE BACKSPACE IF INSERT OFF
0846 * DECREASE HLDPTR
0847 J4 TST INSERT
0848 BNE CONXIT ON SO DON'T DECREMENT
0849 BSR DECPNT CONDITIONAL DECREMENT HLDPTR
0850 BRA CONXIT SO TO CONDITIONAL EXIT
0851 *****
0852 DECPNT TBT HLDPTR
0853 BEQ ATZERO ALREADY ZERO
0854 DEC HLDPTR REDUCE HLDPTR BY ONE
0855 ATZERO RTS
0856 *****
0857 J3 CMPA 0015 SHIFT/BCKSP clear to start
0858 BEQ CLRPNT SO CLEAR HLDPTR
0859 CMPA 000C CLEAR
0860 BEQ CLRPNT DITTO
0861 CMPA 0003 BREAK
0862 BEQ CLRPNT YES SO RESET HLDPTR AND EXIT
0863 CMPA 005C SHIFT/CLEAR special insert
0864 BNE CONXIT NO SO CONDITIONALLY EXIT
0865 JSR GETKEY GET ANOTHER KEY
0866 BRA CONXIT AND CONDITIONALLY EXIT
0867 *****
0868 CLRPNT CLR HLDPTR CLEAR HLDPTR
0869 *****
0870 CONXIT CMPA 0020 CHECK FOR CONTROL CHARACTER
0871 BLD EXIT EXIT FROM ROUTINE
0872 * PRINTABLE CHARACTER SO SEE IF INSERT ON
0873 TST INSERT
0874 BNE EXIT

DB15 8D05	0075	BSR	INCPTR	INCREMENT HLDPTR
DB17 3514	0076	EXIT	PULS B,X	RECOVER INCOMING VALUES
DB19 3262	0077	LEAS	2,S	CLEAN OLD RETURN OFF
DB1B 39	0078	RTS		RETURN TO BASIC CALL
DB1C 0E01DA	0079	*****		
DB1F F601D7	0080	INCPTR	LDX #HLDDBR	POINT TO HOLDING BUFFER
DB22 6D05	0081	LDB	HLDPTR	
DB24 2703	0082	TST	B,X	GET CHARACTER IN HOLD
	0083	BEO	ZEROBT	ZERO BYTE 90 AT AT END
DB26 7C01D7	0084	INC	HLDPTR	
DB29 39	0085	ZEROBT	RTS	
	0086	*****		
	0087	*	DO SHIFT/0 LINE CLOSE	
DB2A 6FF001	0088	LINCLS	CLR [1,9]	ZERO OUT LAST BYTE
	0089	*	1,9 IS X, THE PNTR IN THE BASIC INPUT BFR	
	0090	*		
DB2D 8640	0091	LDA	#0	LOAD # SIGN
DB2F 8DA202	0092	JSR	CHROUT	OUTPUT IT
DB32 8D9950	0093	JSR	RETURN	OUTPUT CARRIAGE RETURN
DB35 C601	0094	LDB	#1	RESET BASICS CHARACTER COUNT
DB37 E7E4	0095	STB	,S	ON STACK
DB39 8E02DD	0096	LDX	#BASBFR	ALSO BUFFER POINTER
DB3C AF61	0097	STX	1,S	ALSO ON STACK
DB3E 8D0E	0098	BSR	NOVBK	TRANSFER INPUT BUFFER TO HOLD
DB40 7EDA91	0099	JMP	RENTER	RESET AND START OVER
	0090	*****		
	0091	*	DO ENTER	
DB43 7F014A	0092	ENTER	CLR INTFLG	INDICATE BASIC BUFFER CHANGED
	0093	*		
	0094	*	CLEAR LAST BYTE IN BASIC INPUT BUFFER	
	0095	*	FOR MOVE CODE TO DETECT IT	
DB46 6FF801	0096	CLR	[1,8]	
DB49 8D03	0097	BSR	NOVBK	TRANSFER INPUT BUFFER TO HOLD

DB4B 7EDB17	0098	JMP	EXIT	AND LEAVE
	0099	*****		
	0010	*	COPY	BASIC INPUT BUFFER TO HOLD UNTOKENIZED
DB4E 8E02DD	0011	NOVBK	LDX #BASBFR	GET START OF BASIC BUFFER
DB51 100E01DA	0012	LDY	#HLDDBR	GET START OF HOLD BUFFER
DB55 E600	0013	DOMORE	LDB ,X+	
DB57 E7A0	0014	STB	,Y+	
DB59 26FA	0015	BNE	DOMORE	NOT A ZERO BYTE YET
DB5B 39	0016	RTS		
	0017	*****		
	0018			
	0019			
DB5D	0020	ZLAST	EQU #-1	last used address value
	0021	*		
	0022	*	ZLAST must not be greater than \$DFFF for	
	0023	*	DOS 1.0 and \$DEFF for DOS 1.1. The latter	
	0024	*	has the OS-9 Boot program and SWI set routines	
	0025	*	from \$DF00 to \$DF4C	
	0026	*		
	0027	*		
	0036	OPT	LIS	
D991	0037	END	ADDCOM	
				NO ERROR(S) DETECTED



Educational Programs for the TRS-80 Color Computer

All TRS-80 programs require Extended Basic.
Available for both tape and disk.

Used successfully in classrooms across the country on a daily basis, B-5 programs make learning fun! Each program can be geared to the individual needs of each student.

Instructive programs on:

- ☆ MATH FUNCTIONS
 - ☆ LANGUAGE ARTS
 - ☆ LEARNING TO COUNT MONEY
 - ☆ LEARNING TO TELL TIME
- and more!

Priced from
\$9.95 to \$26.95

- ☆ Graphics
- ☆ Sound/Color
- ☆ Individualized Lessons
- ☆ Positive Feedback



Write today for a free catalog,
or ask for a dealer demonstration.

B-5 Software Co.
1024 Bainbridge Place
Columbus, Ohio 43228
Phone (614) 276-2752

Teachers: Have you written the "ultimate" program?
We'd like to take a look . . .

Sonburst Software

233 S.E. ROGUE RIVER HWY.
GRANTS PASS, OR 97527 1-503-476-5977

The very best utilities for the 64K Disk Color
Computer, featuring . . .

- Full use of 64K RAM
- 100% Machine Language
- Parameters easily changeable in basic loader
- No ROM calls
- "Cold start" exit to basic
- Easy-to-read, informative documentation
- Keyklik
- Selectable drive stepping rate
- Supports 1-4 drives



1. **EDT** — Professional programmers! Why struggle to make a word processor handle your Assembly files when you can let EDT's built-in features make life easy? Imagine tracking sub-routines 10 deep and then returning with a single key press!! Imagine 4 scroll speeds . . . all the way from a slow slide to the fastest hi-res text scroll ever on a CoCo — bar none! Imagine reviewing a disk file without disturbing the file in memory and then appending a line (or a block!) at the exact point you need it . . . not just at the end of the file! Plus a 51x24 screen, 2-way cursor, easy disk access, text files to 48K+, copy/save/move/delete blocks, optional type-ahead and more yet! Just remember this: If you're NOT using EDT — you're WORKING TOO HARD!! Special . . . **\$35.95**
2. **The Sector Inspector** — "VERY user friendly" — the Rainbow (Aug '84). 212 sectors in memory! Still the best . . . **\$29.95**
3. **The Deputy Inspector** — unique and still only . . . **\$21.95**
4. **The Archivist** — tape backup of your disks . . . **\$14.95**
5. **The Chief Inspector** — \$AVE! All 3 disk utilities . . . **\$59.95**

• Please add \$1.50 for shipping, \$2.50 for C.O.D. •

Help Us Battle the High Cost of Disk Drives



**NOW . . .
V-PRINT**
A utility to print
directory on paper
\$9.95



Un-DISK Drives \$49.95?

You Bet! There are empty spaces in your 32K and 64K CoCo. The Preble VDOS Un-DISK helps you fill them up with PROGRAMS!

- Un-DISK uses your computer's extra memory like a fast disk drive.
- Un-DISK can store BASIC and MACHINE LANGUAGE programs.
- Un-DISK is INVISIBLE. Yup! Un-DISK does not interfere with normal Color Computer Operation.
- Un-DISK appears only when you type the magic word VDOS.
- Un-DISK comes with comprehensive instructions which you may not need because:
- Un-DISK is self-prompting and easy to use!
- Un-DISK is provided on cassette.
- Un-DISK is faster than a slow clumsy DISK DRIVE and best of all . . .
- Un-DISK is CHEAPER than a DISK DRIVE!
- Un-DISK will work even if you already own a disk but WHY BUY A DISK AT ALL?
- Un-DISK should be in the library of every serious CoCo user even if you own a disk says Frank J. Esser, independent reviewer for RAINBOW Magazine!

OK sure, disk drives ARE NICE. I own one. But if your finances are limited, the Un-DISK can give you much of the power of the mechanical drive. Even if you already own a disk the Un-DISK can work like a super fast extra disk.

EXTRA . . . EXTRA . . . EXTRA . . . EXTRA . . .
Additional Power For \$14.95

Only with VDUMP for the Un-DISK!

- VDUMP lets you make a cassette backup copy of everything stored in the Un-DISK.
- VDUMP lets you save 5, 10, 15 or more programs on a single cassette tape file.
- VDUMP lets you switch Un-DISKs. With a single load operation replace a group of financial programs with a set of children's programs. (The new VDUMP tape overwrites the old.)
- VDUMP can allow you to save a whole lot of RAINBOW ON TAPE in a SINGLE file.
- VDUMP is the perfect companion to the Preble VDOS Un-DISK.

Available from Doctor Preble's Programs, naturally! Bringing you fine Color Computer Products Since 1983!

The Preble VDOS Un-DISK \$49.95
The Preble VDUMP \$14.95
Shipping & handling
U.S. and Canada \$1.50
or \$5.00 to other foreign points

VISA and MasterCard accepted



Order From:
Dr. Preble's Programs
6540 Outer Loop
Louisville, KY 40228
(502) 966-8281

Canadians may order from Kelly Software

CONNECT WITH CONFIDENCE



GEMINI-10X COMPLETE SYSTEM

- PRINT SPEED**—120 cps, Bidirectional Logic Seeking
- PRINT SIZE**—10, 12, 17, 5, 6, 8.5 cpi
- NUMBER OF COLUMNS**—80, 96, 136, (40, 48, 68 in Double Wide)
- CHARACTER MATRIX**—9 x 9 Standard, with True Descenders • 18 x 9 Emphasized • 18 x 18 Double Strike • 6 x 6 Block Graphics • 60 x 72 Low Resolution, Bit Image Graphics • 120 x 144 Hi Resolution, Bit Image Graphics • 240 x 144 Ultra Hi Resolution, Bit Image Graphics
- CHARACTER SETS**—96 Standard ASCII Characters • 96 Italics • 64 Special Characters • 32 Block Graphic Characters • 96 Downloadable Characters • Super and Sub Script
- LINE SPACING**—Programmable by n/144"
- PAPER HANDLING**—Roll Paper • Cut Sheet • Tractor Fanfold • Copies: 3 Carbonless Sheets

**COMPLETE SYSTEM
NOTHING MORE TO BUY**

- 180 DAY WARRANTY
- BLUE STREAK INTERFACE
- SCREEN DUMP SOFTWARE

319⁹⁵ + \$10 Shipping and Insurance
15X System 439⁹⁵

BLUE STREAK SERIAL TO PARALLEL INTERFACE



- RUN COCO I or II to PARALLEL PRINTER
- 300, 600, 1200, 2400, 4800, 9600 SWITCHABLE BAUD RATES
- AC POWER OPTIONAL—NOT NEEDED WITH GEMINI OR OLIVETTI PRINTER
- COMPLETE WITH ALL CABLES AND CONNECTORS
- 180 DAY WARRANTY



54⁹⁵ SHIPPING PAID!



COMPLETE DATA COMMUNICATIONS PACKAGE

VOLKSMODEM™—Connects Directly to Wall Phone Jack • Telephone Jack with Voice/Data Switch • 300 Baud (bits per second) • Originate/Answer Mode Automatically Selected • Battery Powered, Low Drain for Long Life (batteries included) • Lifetime Warranty • Includes All Cables for COCO

YOUR CHOICE OF SOFTWARE!

TSP (Terminal Software Package)—51 x 24 Hi-Res Display • Buffer Auto Adjusts for 16K to 64K • Permits Communication to Virtually All BBS and Networks

AUTOTERM™—World's Smartest Terminal Program

INCLUDES SUBSCRIPTION TO THE SOURCE LIMITED TIME OFFER MAY NOT BE AVAILABLE

\$79⁹⁵ + \$2.00 Shipping with TSP

\$99⁹⁵ + \$2.00 Shipping with AUTOTERM™



DAYTON ASSOCIATES, INC.

OHIO CHARTER CORPORATION • DUN & BRADSTREET LISTED
7201 CLAIRCREST BLDG. C • DAYTON, OHIO 45424
(513) 236-1454
OHIO RESIDENTS ADD 6% SALES TAX
C.O.D. ADD \$2.00

Free Limited Time Offer

Over \$100 In
Discount Coupons
On Software
And Supplies

With Purchase Of Complete System

RAINBOW REVIEWS

The Adventurer's Handbook A Journey Into Imagination/ <i>Reston Publishing Company</i>	202
Aldaron A Good Adventure/ <i>Jade Products</i>	207
Automatic Money Tracer (AMT) A Well-Documented Amortization Program/ <i>THE OTHER GUY'S SOFTWARE</i>	199
Bjork Blocks Gets An 'F' For Fun/ <i>Moreton Bay Software</i>	228
CoCo Coupler CP/M Cartridge Makes Your CoCo More Flexible/ <i>Wayne Technology</i>	232
Color Math Practice Affords Better Skills/ <i>Jarb Software Products</i>	215
Cribbage Cribs, Nobs, Turnups and Heels — In Color/ <i>Aurora Computing</i>	226
Dapper An Affordable Snazzy Zapper/ <i>Sadare Software</i>	212
Disk-O-Tier An Unusual Filing Device/ <i>Evans Enterprises</i>	233
Disk Utility Very Handy/ <i>Spectrum Projects</i>	220
EDT An Excellent Editor For Assembly Language Programming/ <i>Sonburst Software</i>	225
Johnson Utility Packages For Hackers And OS-9/ <i>D.P. Johnson</i>	217
King Author's Tales Tutors Kids In Language Skills/ <i>Computer Island</i>	200
NEWBASIC Experience Versatility/ <i>Valley Micro Software</i>	221
OS-9 Disk Fix And Utilities Disk Utilities And Then Some/ <i>Computerware</i>	218
PoChek & Poker A Casino Player's Sure Bet/ <i>BYE George</i>	204
The Printer's Devil Printer Interface A Helpful 'Devil'/ <i>MCSI Inc.</i>	203
Pro-Loc For Password Protection/ <i>Dorison House Publishers, Inc.</i>	211
RAM Checker Very Reassuring/ <i>Spectrum Projects</i>	203
Skeet Provides Keyboard Practice/ <i>Cancoco Software</i>	202
Storm Arrows Will Hit The Spot/ <i>Spectral Associates</i>	209
Stylo III What You See Is What You Get/ <i>Great Plains Computer Co., Inc.</i>	192
TRS-80 User's Encyclopedia Gives You The ABCs/ <i>The Book Company</i>	201
TS6821 Centronics A Reliable Interface/ <i>T&S Electronics</i>	208
10-KEY A Numeric Keypad For Your CoCo/ <i>Color Connection Software</i>	227
3-Game Pack #3 Scripture Quiz Package 'Helpful' To Youth/ <i>Quality Christian Software</i>	226
Timebound Action Game Sharpens Historical Perspective/ <i>Radio Shack</i>	213
The Touchstone A High Level, Magical Game/ <i>Tom Mix Software</i>	210
Universal Video Driver Good But Not Perfect/ <i>Mark Data Products</i>	205
Utility I Create Tailor-Made Disk Jackets/ <i>YGS</i>	222
Willy's Warehouse A Full-Filling Experience/ <i>INTRACOLOR</i>	206

RECEIVED & CERTIFIED

The following products recently have been received by THE RAINBOW, examined by our magazine staff and approved for the *Rainbow Seal of Certification*, your assurance that we have seen the product and have ascertained that it is what it purports to be. This month the *Seal of Certification* has been issued to:

TaxAid, a tax preparation program that prints the federal schedules A, B, C, E, F, G, and child and dependent care. No special forms are needed. *TaxAid* also calculates data for the Form 1040 and prints by line number, AlphaByte, 1008 Alton Circle, Florence, SC 29501, cassette \$19.95, disk \$24.95 plus \$1.50 S/H

STOMP, a 32K ECB board game that uses one or two joysticks and/or the keyboard. Players move around the board, according to the roll of the dice, unloading a pre-specified amount of chips as they go. The object of the game is to get rid of all the chips at the game's end with the easiest disposal being the stomping through opponents' positions. Cancoco Software, P.O. Box 2914, Medley, Alberta TOA 2M0, cassette, \$24.95

Cassette Box Insert Maker, a program that enables the user to produce professional looking inserts for cassette hard boxes. A printer is required. Different versions are available for various system types. CoCo users can obtain a copy of the program by forwarding a blank tape or formatted disk along with a self-addressed postage-paid return mailer. (CoCo users outside the U.S. Postal Service should forward an addressed mailer and at least two International Postal Reply Coupons to cover postage.) All requests should mention program number 801A (the documentation program). Disk users should request program number 801B, Extended BASIC users 801C and Color BASIC users 801D. There is no purchase price but contributions in any amount are accepted. CoCo Freeware Clearinghouse, P.O. Box 1084, Morgantown, WV 26507

BASIC Searcher, a machine code utility program that requires 16/32K which searches your BASIC programs for any desired phrase and displays the lines containing that phrase. Color Computer Utilities Unlimited, 3907 Bethel Rd., Boothwyn, PA 19061, cassette \$19.95 plus \$2 S/H

DATALIST, a 32K ECB database utility program that is completely redefinable, and provides a sort and selective print routine. Computer Associates, Inc., P.O. Box 683, West Fargo, ND 58078, cassette \$24.95

Textools, 17 utility programs for the OS-9 user involving catalogs, file copy and other

handy functions. Computerware, P.O. Box 668, 4403 Manchester Avenue, Suite 102, Encinitas, CA 92024, disk \$29.95 plus \$2 S/H

SUPER GEMPRINT, is a ML program supplied on cassette tape, transferrable to disk that requires 16K ECB. It will copy the image of any Hi-Res screen (*PMODE0, 2, 3* or *4*) to a Gemini printer. In order to fill an entire page, the image is printed sideways (starting from the left edge of the screen). Printing of the four-color modes is implemented with gray-level shading. Dayton Associates, Inc., 7201 Claircrest Bldg. C, Dayton, OH 45424, cassette \$24.95, plus \$2 S/H. Ohio residents include 6% sales tax.

WIZARD, a 16K to 64K utility program that offers a new character set for the *Telewriter-64* with true descenders. *WIZARD* can give visible carriage return marks at the end of text lines and is installed by modification of the program *WIZ*. Full instructions are supplied for both disk and cassette in any size system. D. Dean Rector, 2601 Bridalwood Dr. #4, Knoxville, TN 37917, cassette \$16.95

3-D Maze, a 16K ECB arcade game that includes clue options and two mazes with degrees of difficulty. Success depends on your use of all the directional arrows. Draco Software, 22 Lassell St., Portland, ME 04102, cassette \$7.95

E-Z Art, a 16K ECB graphics utility program that includes: basic geometric designs, paint, save on tape, and two and four color modes. Complete instruction program included. Draco Software, 22 Lassell St., Portland, ME 04102, cassette \$5.95

Domes-Day, a 16K ECB arcade game which requires a joystick. You must defend the city from falling bombs that increase in number with each new wave of offense. Defense consists of a protective dome and your skill in blasting the bombs out of the sky. Draco Software, 22 Lassell St., Portland, ME 04102, Cassette \$5.95

Intercept, a 16K ECB arcade game that requires a joystick. Your mission is to intercept the aliens trying to make planetfall. The quicker you are, the more points you score. Draco Software, 22 Lassell St., Portland, ME 04102, cassette \$4.95

Elite*File, a 12K ML database manager that has these capabilities: up to 255 fields per record, up to 2,000 characters per record, up to 4,000 records per filename, up to 16 filenames open at the same time, sort, scan, edit and record select features, production of tabular record reports, calculator math between fields. Elite Software, P.O. Box 11224, Pittsburgh, PA 15238, disk \$74.50 plus \$2.50 S/H

K-BASIC Compiler, for FLEX and OS-9 users generates assembly language source code files for assembly by the assembler. It is a two stage compilation. You write a BASIC program, compile it and then assemble it to the final executable machine code form. The compiler and assembler do the rest. *OSM* is an eight-bit macro assembler. It can support structured constructs like WHILE and FOR, etc. These constructs can define macros with suitable parameters, conditional assembly directives, the ability to change the value of a label or symbol and source code may be assembled in modular form. Lloyd I/O, 19535 NE Glisan, Portland, OR 97230, both disks \$199.

Easy-File, a 32K database management system which features up to 30 fields in a record, password protection, search and edit functions, tab stops, horizontal and vertical reports. Requires a printer with 80 columns or greater and at least one disk drive. Comes with complete instructions. Mark Data Products, 24001 Alicia Parkway, #207, Mission Viejo, CA 92691, disk \$59.95

Universal Video Driver, a hardware device to enable your CoCo (and CoCo 2) to operate with a video monitor instead of a television set. It comes with an audio connector. No soldering required. Mark Data Products, 24001 Alicia Parkway, #207, Mission Viejo CA 92691, \$29.95

Trivia and Some Significa, a 16K ECB game for two to four players or teams that capitalizes on the trivia fad. It contains two modes: *Trivia*, a question and answer format with suggested answers subject to vote on their veracity; *Make Triv*, which allows you to add/enter questions, find, delete, print, save, or view questions. Moreton Bay Software, 316 Castillo St., Santa Barbara, CA 93101, cassette \$19.95, disk \$21.95

MasterFile, a 32K ECB utility program that requires at least one disk drive. This is a file management system designed to organize all programs, files, data sets, etc. The main function of *MasterFile* is cataloging disk files and it provides other peripheral functions. Sofge Enterprises, P.O. Box 309, Hilliard, FL 32046, disk \$19.95

Disk Utility 2.1, a program incorporating several useful functions for disk users. Features include directory sorting, fast formatting and backups, examining files and some disk repair functions. Spectrum Projects, P.O. Box 21272, Woodhaven, NY 11421 or P.O. Box 9866, San Jose, CA 95157-0866, \$24.95 plus \$3 S/H

Musica 2, a 32K ECB music program that requires either a disk drive or cassette recorder and is compatible with all disk ROM versions. Features include: easy entry and editing of music, chords in four-part harmony, vibrato effect possible and wave-shapes may be switched as music plays and music may be dumped to any graphics printer. Speech Systems, 38W255 Deerpath Road, Batavia, IL 60510, cassette \$34.95, disk \$39.95

Music Library 100, an Extended Color BASIC music program with over 100 four voice songs giving three hours of music. Among the categories included are: classical, stage, cinema, patriotic, and music from the 50s, 60s, and 70s. Speech Systems, 38W255 Deerpath Road, Batavia, IL 60510, cassette \$34.95, disk \$39.95

TIMSUTILITY, a 32K ECB supplement and complement to *TIMS* and *TIMSMAIL* that contains the following database utilities: 1) global change 2) global delete 3) add/delete fields in the original record 4) split file, enabling user to create new files based on range search criteria or using Boolean Logical operators 5) multi-search mode. Sugar Software, 2153 Leah Lane, Reynoldsburg, OH 43068, cassette \$14.95

AutoRun 64, a 16K ECB cassette utility that builds a ML loader which when combined with BASIC or your own ML programs, is self-starting and loads and starts your program. It enables 64K mode and moves ECB higher in memory, freeing an additional 8K for larger programs. Sugar Software, 2153 Leah Lane, Reynoldsburg, OH 43068, cassette \$24.95 plus \$1 S/H

Talking Shiphunt, a 32K ECB electronic version of "Battleship" which requires a Voice Pak using the Votrax SC-01 Voice synthesizer Chip and Del Software's *Translate* program. The computer places its fleet at random and you must find the fleet before your ammunition runs out. Supplied on cassette, the program can be transferred to disk. Cobra Software, 10203 Arapahoe Road, Lafayette, CO 80026, cassette \$10.95

Floppiclene, a cleaning product for your disk drive(s). It is available for 3.5-inch, 5.25-inch and 8-inch drives and comes with aerosol cleaning solution, disk jacket, 20 cleaning disks, plus two anti-static screen wipes for your monitor. Refill kits available. Automation Facilities Corp., 5740 Thornwood Drive, Goleta, CA 93117, \$34.95

Counting Things, an educational mathematics program designed for ages three to eight and requiring 16K ECB. The youngster selects a target and then counts to the target. Word, numeral, a changing quantity and an abacus reflect each entry. The second program in the package presents the situation and asks for the correct total. Hi-Res graphics and upper- and lowercase letters are used. Thompson House, P.O. Box 58, Kamloops, British Columbia, Canada V2C 5K3, cassette \$14.95

The Enhancer, an ML utility program requiring 64K ECB that adds nine commands and one function to Extended Color BASIC or Disk Extended BASIC. Included among the commands are: RECOVER, which will recover a program that has been erased by a *NEW* command; REPEAT, which turns on and off the keyboard repeat feature; BREAK, which enables or disables the BREAK key; HIPRINT, which controls the computer display mode; SCROLL, which controls sectional scrolling of the screen; and DE-SPACE, which removes all unnecessary spaces from BASIC programs. H.D.R. Software, 27 Doyle Street, St. John's, Newfoundland, Canada A1E 2N9, cassette \$25 Can., disk \$29 Can., postage paid

Addition, an educational math program requiring 16K ECB and designed especially for use in elementary and special education settings. The program consists of eight levels of increasing difficulty and it adjusts automatically in accordance with the student's performance. Wish Software, 242 Waterman Ave., Apt. #20, North Providence, RI 02911, cassette \$24.95 plus \$1 S/H

Coins, an educational package requiring 16K ECB that consists of three separate activities: Counting Coins, which requires the student to count varying numbers of pennies, nickels, dimes and quarters and enter the answer using the dollar sign and decimal format; Adding Coins, which requires the student to associate the correct coins with a given amount; and Making

Change, which requires the student to subtract a cost from a given amount and then produce the correct coins for the change. Wish Software, 242 Waterman Ave., Apt. #20, North Providence, RI 02911, cassette \$24.95 plus \$1 S/H

Text, an educational program requiring 16K ECB and designed to help children become comfortable with typing on a video display. The letters are large and easy to read and the arrow keys are used to position the cursor for editing. Wish Software, 242 Waterman Ave., Apt. #20, North Providence, RI 02911, cassette \$24.95 plus \$1 S/H

Tic-Tac Math, an educational program requiring 16K ECB. The program combines the game of tic-tac-toe with math exercises. Addition, subtraction or multiplication are selected by the student, along with the level of difficulty. Wish Software, 242 Waterman Ave., Apt. #20, North Providence, RI 02911, cassette \$24.95 plus \$1 S/H

Pac-Panic, an ML Hi-Res graphics arcade-type game requiring 32K of RAM and at least one joystick. This "Pac" game features two screens with invisible mazes. After seven monsters are eaten, their ghosts join to form a single ghost or centipede that cannot be destroyed — only avoided. Tom Mix Software, 4285 Bradford N.E., Grand Rapids, MI 49506, cassette \$24.95, disk \$27.95, plus \$2 S/H

Quix, an ML Hi-Res graphics arcade-type game requiring 32K of RAM and at least one joystick. Based on the arcade game of similar name, the object is to draw boxes until you have filled in 75 percent of the screen while avoiding the Quixes and sparklers. Tom Mix Software, 4285 Bradford N.E., Grand Rapids, MI 49506, cassette \$24.95, disk \$27.95, plus \$2 S/H

Warehouse Mutants, an ML Hi-Res graphics arcade-type game requiring 32K of RAM and at least one joystick. Your goal is to secure the warehouse by killing the Mutants who threaten to destroy you. You can either zap them before they emerge from their crates or crush them by pushing crates on top of them. But watch out — they push crates too! Tom Mix Software, 4285 Bradford N.E., Grand Rapids, MI 49506, cassette \$24.95, disk \$27.95, plus \$2 S/H

The *Seal of Certification* program is open to all manufacturers of products for the TRS-80 Color Computer, the TDP-100, or the Dragon-32, regardless of whether they advertise in THE RAINBOW.

By awarding a *Seal*, the magazine certifies the program *does exist*, but this *does not* constitute any guarantee of satisfaction. As soon as possible, these hardware or software items will be forwarded to THE RAINBOW's reviewers for evaluation.

— Monica Dorth

HI-RES GRAPHIC ADVENTURES

DISC NOT REQUIRED

Cassettes—\$24.95/Disc—\$27.95




You are inside a small pub.
Obvious exits are West.

You see: a sign on the bar, the barkeep, small groups of customers, a glass of beer.

OK,

SHENANIGANS

Countless legends tell of a magnificent Pot of Gold hidden at the end of the rainbow. Many have attempted to find the marvelous treasure but success has eluded them and it remains hidden to this day. You, as a dedicated adventurer, have determined to search for the fabled gold and succeed where others have failed. This one is great fun! 32K required.



You are in a beach house.


You see: a table, a chair, a ladder, a broken window.

OK,

SEA SEARCH

Get your shark repellent and scuba tanks ready! The graphics in this adventure are truly outstanding and the under water scenes are unforgettable. You'll run into a pirate, a mermaid and some hungry sharks in this colorful and unique treasure hunt. 32K required.

Hot CoCo—April, '84. "The fine graphics accent your imagination..."



I'm in the Professor's secret laboratory filled with complex machinery and test equipment.


I see: an unusual looking device, a passageway, a pair of hiking boots.

OK,

CALIXTO ISLAND

A valuable museum treasure has been stolen, can you recover it??? This is a challenging puzzle with an occasional twist of humor. You'll visit a secret laboratory, a Mayan pyramid and you'll meet crazy Trader Jack—all in living color and exciting detail. You will really love this hi-res graphic version of the classic Calixto Island Adventure. 32K required.

Rainbow—April, '84. "It was enough to keep my wife and 8 year old son glued to the computer for an entire weekend and two week nights..."



I'm in rugged mountain country.
Snow is falling.

Obvious directions: North,
South, West.

I see: pine trees, a cabin in
the distance.

OK,

BLACK SANCTUM

Encounter the forces of black magic as you roam around an old 18th century monastery. You'll see all the evil locations in this spooky adventure, you'll love searching out and destroying the evil in this classic tale. A MUST for every adventure game fan! 32K required.

Rainbow—May, '84—"It's the graphic screens that are the shining stars..." "Some of the best I've seen."

MD

FREE - Send for our NEW 24 page catalog!

Mark Data Products

24001 ALICIA PKWY., NO. 207 • MISSION VIEJO, CA 92691 • (714) 768-1551

SHIPPING: All orders under \$100 please add \$2 regular, \$5 air. All orders over \$100 please add 2% regular, 5% air. California residents please add 6% sales tax. Orders outside the continental U.S., check with us for shipping amount; please remit U.S. funds. Software authors—contact us for exciting program marketing details. We accept MasterCard and VISA. Distributed in Canada by Kelly Software.

SKEET

Editor:

With reference to "Letters To Rainbow," August 1983, Page 8, it is a pleasure to read that my own words were taken seriously.

Skeet requires 32K ECB, not 16K, and uses *PMODE3*, not high resolution, graphics.

Changes will be made (have been made when this is read), the structured/modular program format makes this easy to do.

The duration of the explosion will be shortened slightly. From the beginning, the high speed poke was included to reduce the time of the explosion. Although the number of CoCo's which cannot accept this feature is a very small percentage of those in use, it will be made conditional upon selection of the already existent option for high speed.

There are 13 levels, of which ten are dedicated to presenting different and increasingly difficult sets of ten keys. Only three (random keysets) will exhibit duplicate keys, and this was intentional in an effort to ensure that a typist *thinks* about the characters he/she is typing. Nonetheless, I will provide a duplicate/no-duplicate option.

In summary, the review was accurate, and changes will be made. Although I cannot support her judgment call — based upon my adult and child testing (and my own bias) — she may be correct. Bear in mind that *Skeet* is not primarily a game, it is an educational program presented in a game format.

John Plaxton
Cancoco Software

10KEY

Editor:

First I would like to thank THE RAINBOW and Mr. Weaver for reviewing our new utility program, *10KEY*.

At the time *10KEY* was written and Mr. Weaver was reviewing the program, it was to be marketed by Harmonycs of Salt Lake City, Utah. Darren Croft of Color Connection Software and I have since formed a partnership. *10KEY* will now be marketed by Color Connection Software.

In his review, Mr. Weaver stated that a major problem was uncovered in the *GEN* program, which is part of the *10KEY* package.

The problem has been solved and has been incorporated into the program. I could have simply changed the instruction booklet to cure the problem. However, my philosophy is that anything that can be in the program rather than in the instructions should be! After awhile any ordinary person like myself tends to lose instructions for programs. Then, if there is some critical piece of information on using the program that needs to be remembered, the program could be

rendered useless. Therefore, the *CLEAR* command that cured the problem with the *GEN* program is in the program, not in the instructions, and is transparent to the user.

I spoke to Mr. Weaver on the phone when he was reviewing the program. He had several interesting suggestions concerning *10KEY*. I have since incorporated a couple of changes. One is that the start, end and execute addresses of the *10KEY* program are displayed after the *GEN* program has generated your custom version of *10KEY*. Another is that if you choose to put your copy of the machine language *10KEY* on tape instead of disk, the program allows you to record as many as three copies without having to rerun the *GEN* program.

Again, I appreciate the work that Mr. Weaver and THE RAINBOW put into product reviews. In the unique marketing situation that third party vendors find themselves in with Radio Shack products, magazines like THE RAINBOW and product reviewers are indispensable. As Jim Reed said in his "Building August's RAINBOW," reviews can cause feast or famine for the producer of third party products. Hats off to THE RAINBOW and its fleet of reviewers for doing a fine job.

Jay R. Hoggins
Color Connection Software

THE SECTOR INSPECTOR

Editor:

When I read the review of our *Sector Inspector* by Mr. Downard (RAINBOW, August '84, Page 220), I quickly pulled a copy of our documentation to be sure that we had not left out an important function. Mr. Downard is entirely correct, the ability to read in or write to 40 tracks is a must in this type of program and we did indeed include this capability in *The Sector Inspector*. I checked the documentation and found that we had mentioned this feature, and so I must assume that our wording is vague and consider ways to improve it. We do appreciate his bringing this to our attention.

One other point which we feel obligated to correct: *The Sector Inspector's* BASIC loader will not allow the user to send linefeeds to his/her printer. I wonder if Mr. Downard was looking at the documentation for EDT (our assembly language editor — which has an expanded list of user pre-settable parameters) when he was making his review notes.

We had hoped that your reviewer would mention *The Sector Inspector's* ability to read in and edit 212 sectors at a time (as opposed to one at a time with some others), copy files or programs from disk to disk with ease even between drives, load a program from the menu for examination or edit, name a disk when copying the directory, or its ability to help the machine language pro-

grammer search for a hexadecimal (or ASCII) string and then edit it to allow testing without reassembling a text file; but we're not complaining! We found Mr. Downard's review to be entirely adequate. And we appreciate his effort.

In closing, we congratulate you on a fine publication and a rare forum for product review and "reviewing reviews."

John Erickson
Sonburst Software

SUBTRACTION DRILL

Editor:

After reading Mr. Burnette's comments, I must agree the review was "incomplete" and should have explained in greater detail some of the statements I made. I have tried several programs of this type, and *Subtraction Drill* was dry, dull, and very unlikely to generate a lot of interest with a child using it.

My three school-aged children assisted me in the review. The concept of using a computer for a training or drill program, is by no means an easy task, however, it requires a great deal of creativity, something I saw missing from this software. The author must generate material that will make a child want to keep coming back for more drills, not only a tool to be used by a teacher — typical of a teacher or parent telling the student do/try a few practice problems. There are 13 drill routines and with a few different levels of drill — not 13 levels of instruction. The "rewards" and graphics are an integral part of the software, so much so that the return to the program subsequent use and popularity depends on it.

Selection of music is not easy, but some music can be uninspiring, or inappropriate. How can *The Star Spangled Banner*, written and devoted to a time of American conflict, be compared to getting a subtraction problem correct? And for the song *America*, written to praise our country, how can this compare to a correct subtraction problem? My daughter is in the fourth grade, and is dyslexic. Dyslexic children experience difficulty in mastering math skills. Her difficulty, together with the program's slow speed, uninspiring music and graphics, diminished her interest. Perhaps this type of student was overlooked in planning this program.

A "plastic card" with instruction was suggested because the "drill screen" is not "user friendly," and the menu screen access could be forgotten. Also the enclosed instruction sheet is not written in a level of English for the young user. Even I was stumped and had to think twice about what "s. bar" meant in the instructions.

The software could be used for school use, but the cost and content would not be a good buy for home use.

Stephan A. Brown
Poughkeepsie, NY

Stylo III For OS-9 — What You See Is What You Get

By Dale L. Puckett

When I first started writing, my only word processor was an IBM Selectric I. It was 1966 and we published a 32- to 40-page newspaper for recruits and permanent personnel at the Coast Guard Training Center in Cape May, N.J.

Since we wanted to put out a professional looking product, we needed to justify all the copy in the magazine. What a process! First, we wrote the story. That's one pass through the Selectric. Then, we rewrote it. That's two passes — or maybe more.

Finally, after the lieutenant approved the copy, we typed the copy a third time. This time we filled each line with X's. The pass looked something like this.

```
Finally, after the LieutenantXX
approved the copy, we typed theXXX
copy a third time. This time weXX
```

Then, we went back and made one mark in a space between words for each one of the X's that appeared on the line. After doing this we typed the copy again, adding an extra space each time we came upon an X. The final copy came out looking like this — assuming we didn't hit any of the wrong keys.

```
Finally, after the Lieutenant
approved the copy, we typed the
copy a third time. This time we
```

We've come a long way. Now with *Stylo III* you simply type, "ju" in the first column of the first line of your text and the magic of justification will take place before your eyes. And, this is only one of many features you'll find in *Stylo III*. Let's look at the additions to this third generation writing tool first.

Stylo III Features A New Overwrite Mode

Many of my complaints with earlier versions of *Stylo* have been resolved. For example, with *Stylo II* it was a real hassle when you wanted to type over a word. You had to strike the 'l' key and then hit the letter you wanted. Now you have a continuous overwrite mode. You simply move your cursor to the beginning of the word you want to type over, strike the 'l' key and start typing. You can now type in this mode as long as you want.

There is a problem with the overwrite mode when you get to the end of your existing text. In the copy I reviewed, if you type past the last character, it is possible to send the program and crash the system. However, I mentioned this problem to the people at Great Plains Computer and they identified the cause immediately and promised to have the problem fixed before this review is ever published.

A Word Tab Key Speeds Editing

Another problem with earlier versions was the fact that

you could only move the cursor along a line one character at a time. Now, you can use two additional keys to move your cursor a word at a time in either direction. This is a great improvement that makes a lot of sense because it makes the computer work like a writer — editing words.

Before *Stylo III* you had to be content with an even left margin on both odd and even numbered pages — unless you wanted to manually change the left margin each time you entered a new page. Now, you can tell *Stylo III* to print each even numbered page — they usually appear on the left-hand side of a book — with a 10-character left margin and each odd numbered page with a 15-character margin. This means that the copy on the odd numbered page will not be half buried in the gutter created by the staples that hold it together.

The Tab Key Is Now Where It Belongs

The old *Stylo* Tab key used to drive me crazy, too. Everyone who types, automatically hits the key marked "TAB" when they want to move the cursor across a line, don't they? Everyone but the early *Stylo* users it seems. Back in the "old guard" you had to hold down the control key and strike the "T" key. "T" for tab, get it? This insanity has been cured and you can now hit the "TAB" key to your heart's content.

It is now easy to set Tab stops. The people at Great Plains have added a ruler command. For example:

```
,ru 60,0,5,10,15,50
```

This line, typed with the comma in column one of a *Stylo* document would give you a line width of 60 characters. Additionally, the first character would be printed in the first column on your printer — the zero tells *Stylo* that you want an indent of zero spaces from the left margin — and you would have Tab stops set five, 10, 15 and 50 spaces from the left margin. Now, that's easy. And, better yet, you can change your formatting on the fly by simply inserting a new ruler line anywhere in your document.

A Programmers Mode Has Been Added

Several years ago you couldn't find too many programmers who used *Stylo* to edit their source files. This, too, will change with *Stylo III*. *Stylo* now has a "Programmers Mode."

When you get ready to edit the source code of a program written in a structured language like PASCAL or BASIC09, you simply hold down the CLEAR Key — remember that's how you get a control character with CoCo OS-9 — and strike the 'E'. Then, as you type your program *Stylo* will return the cursor to the latest Tab used each time you type "RETURN." When you have finished typing at a specific level of indentation, you get back to the first column by typing "RETURN" twice. Typing "Control E" again gets you out of the "Programmers Mode."

Great Plains has fixed *Styfix*. Older versions tended to be confusing and overbearing. The new *Styfix* utility is a snap.

Styfix lets you set up *Stylo* to work with almost any terminal or printer you can afford. It also lets you tell *Stylo* the characteristics of the terminal used by each user on a multi-user system. If you are only using *Stylo* on the CoCo, you won't need *Styfix* because Great Plains has already set *Stylo* up to work when you load it off the disk.

Stylo III features its own built-in Hi-Res screen driver for Color Computer OS-9. This will save you the cost of buying another. It also will free up some memory, giving you a larger work space for your text files.



Megamunk

32K tape \$21.95

32K disk \$23.95

100% machine language fast action game. As a soldier-monkey you must save the forest of Ledonia from the evil mammoth spiders, avoid the falling coconuts, save the sacred birds and recover Ledonia's treasure. Megamunk has 11 different screens with multiple colors and "four voice" music. A REAL challenge (Joy-stick required).

10KEY

16K \$17.95

A numeric keypad for your COCO for only \$17.95? Impossible? 10KEY is 100% position independent machine language software that turns a portion of your keyboard into a numeric keypad. 10KEY is useful when typing in those long DATA statements with lots of numbers or when entering numeric data with any BASIC program. (Note 10KEY does not function with INKEYS statements) The 10KEY package contains the following: 1-10KEY a machine language program that loads at the top of 16K, 2-GEN a program to generate your own custom version of 10KEY, 3-DEMO a simple graphing program with which to practice with the 10KEY program.

MATCH & SPELL turns spelling drudgery into spelling fun.
16K Extended Basic . . . \$11.95

MATHWAR is a 1st and 2nd grade math drill game.
16K Extended Basic . . . \$11.95

FLASHCARDS assists in studying anything from Mythology to Medicine.
16K Extended Basic . . . \$11.95

TIC-TAC-TOE MATH. Plenty of color and sound. Different age players can compete against each other with their own skill level.
16K Extended Basic . . . \$11.95

PRE-SCHOOL PAK. Alphabet recognition and counting drills. Hi-res graphics and sound.
16K Extended Basic . . . \$14.95

QUIZ ALL. A versatile quiz program. Has study and test formats and allows printing of quiz. Even includes an option for CoCo to generate multiple choice answers.
16K Extended Basic . . . \$18.95
16K Disk \$20.95



AMORTIZATION. This is the most complete, most versatile amortization program available for the CoCo.
16K Extended Basic . . . \$11.95

ORDERING INFO

- Add \$2 for shipping and handling
- Utah residents add 5.75% sales tax
- We accept checks, money orders, VISA and MASTER CHARGE. Order by phone 801-571-5023 (call 6:30 to 10 pm MDT for technical info.)
- We carry many other fine programs, please call or write for our flyer.

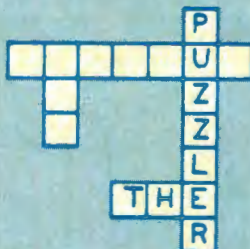


Dog-gone it.
I wish I could play
Megamunk!



DIET-AID will help you track your calorie intake, tell you how many calories you need to maintain your weight & suggest how much exercise you need to burn up any extra calories you've consumed.

32K Cassette \$19.95



THE PUZZLER will create crossword puzzles, wordsearch puzzles and wordscramble puzzles. Will print the puzzle with any dot addressable printer (printer optional). 100% machine language. Incredible!

16K Cassette . . . \$21.95
32K Disk \$23.95

Color Designer

The ultimate Hi-Res Graphics Processor!!! Great for doodling, sketching, and most of all, creating entire graphics screens. Options include: 8 key cursor control with key repeat, Draw command that follows your cursor, FILL command that "PAINTS" the screen with more than 1000 different color/texture combinations, and much much more!!

16/32K cas \$26.95 disk \$28.95.



OKI DUMP

Eight bit screen dump from CoCo to an OKidata 82A printer without dot addressable graphics! 100% machine language. Includes hints on printing pictures of Hi-res game screens.

16K cas \$8.95 16K disk \$10.95

COLOR CONNECTION SOFTWARE

1060 Buddies Drive—Sandy, Utah 84070—801-571-5023

HARDWARE & PROGRAMS

MONITORS

BMC MEDIUM-RES COLOR

13" BMC w/ sound \$303.95
 14" USI w/ sound \$324.95
 12" Taxon Composite & RGB... \$335.95

COMREX HI-RES MONOCHROME

12" Amber or Green..... 140.95
 9" Amber or Green..... 125.95
 Sorry, no C.O.D. on monitors.

COMPOSITE MONITOR INTERFACES

Double Driver..... 24.95
 Video Plus..... 24.95
 Both work great with color or monochrome on CoCo I.

Coco Double Driver..... 28.95
 Video Plus II M..... 26.95
 Video Plus II C..... 39.95
 For CoCo II Only

JARB DISK DOUBLER

Why spend twice as much as you need to for double sided diskettes? With our doubler, you can make your own and pay for it with the first box you double. A must for disk drive users.
 5 1/4" size only 12.95

BASE DATA CASSETTES

	C-05	C-10
1-10	.60 ea.	.65 ea.
11-20	.55 ea.	.60 ea.

Soft Poly Cases Ea. \$.20
 Hard Shelled Cases Ea. \$.22
 Cassette Labels (12)..... Sh. \$.36
 Cassette Labels Tractor (1000)..... \$21.95

MEMORY UPGRADE KITS

16K RAM CHIPS 1.50 ea.
 3V, CoCo II 16K 1.95 ea.


64K RAM CHIPS

Eight 200 NS Factory Prime 64K RAM Chips. Allows you to upgrade 'all' board easily. No soldering needed. \$52.50

16K/32K

Eight 200 NS Factory Prime Chips with Piggy Backed Sockets, Sam Socket, Bus Wire. Comprehensive Instructions. Recommended for "D" or earlier, but may be used on "E". Only 9 simple solder connections to kit. None to computer. \$25.95
 NOT FOR CoCo 2

NEW



THE GUNFIGHTER

BY Terry A. Steen

An excellent hi-res, arcade quality game program for two players. Joysticks and 32K are required in this all machine language program.
 Cassette \$19.95 Disk/Amdisk \$24.95

JUNGLE TREK

Lost in a jungle with wild animals lurking; your only survival is to find a safe compound before you are lunch for lions; high resolution; multi-color.
 16K EXT \$14.95

BIORHYTHM/PSYCHIC APT.

1) Prints biorhythm charts of nearly unlimited length; attractively formatted for use on most printers. 16K
 2) Your psychic ability is determined through questions evaluating your psychic experiences
 16K Ext Both for \$15.95

PROGRAMS FOR THE SPECTRUM PROJECTS VOICE-PAK OR SPEECH SYSTEMS VOICE

TALKING FINAL COUNTDOWN

(by Bill Cook)

For 32K EXT \$19.95
 Standard cassette
 FINAL COUNTDOWN \$14.95

TALKING SPELL-A-TRON

The program allows the user to build a dictionary of words. During testing, the words are spoken. If an incorrect response is given, the word is spoken again and spelled. Tape (32K EXT) \$22.95

TALKING SCORE E-Z

A yahtzee type program. Up to six players can compete. All scoring and record keeping is done by the computer. Tape (32K EXT) \$19.95
 Standard SCORE E-Z \$15.95

TALKING COLOR MATH

The perfect educational game to aid the student in learning addition, subtraction, multiplication and division. Allows one to specify difficulty level.
 Tape (32K EXT) \$22.95

TALKING SHIP HUNT

by Cobra Software

Play Battleship against your computer. 32K w/ joystick needed. Graphics and sound. Can be played without voice.
 Cassette \$10.95

SCHEMATIC DRAFTING PROCESSOR (disk) can draw large scale schematics in hi-res (has six overlapping screens) and then print them out to any of several popular printers, fast!! A must for serious hardware computerist.
 Now only..... \$49.95

CoCo Chips

Sam, Pia, CPU, Ext, Basic

We carry products from many manufacturers. If you don't see it, ask.

JARB

SOFTWARE
 HARDWARE

1636 D Avenue, Suite C
 National City, CA 92050

COD orders accepted, no charge cards please.
 Shipping and handling \$3.00
 California residents please add 8% sales tax

Order Line (619) 474-8982
 After Hours BBS (619) 474-8981

Standard Features

We live in a strange world today. Millions of letters, reports and books have been written with word processors that took two passes to complete the job. You edited your copy with an editor. Then, you processed your prose with a text processor as you sent it to the printer.

Today, we're spoiled and you can't convince any of the "consumers" who buy IBM PCs that a word processor works unless it shows them exactly what they are going to see on the printed page on the screen while they are typing it. *Stylo* is the only word processor that brings this feature to the Color Computer. Others feature screen editing, but they do the final text processing while you print.

The problem with processing your text while you print it is that you do not know where the page breaks are going to fall. Often, this leaves you with widows or orphans — terms printers use to define one line of text left stranded on the bottom or top of a page. With *Stylo* you'll spot these problems as you enter your text and correct them by forcing a page break or shortening a sentence, etc., before you print your document. If you are a perfectionist, this feature can save you a lot of time.

The easy way to use *Stylo* with the Color Computer is to leave it set up for its default screen width of 51 characters. This will let you edit your copy without being bothered by a lot of horizontal scrolling. Then, when you have finished your writing and editing, you can set the line width of your final document by using the `"/>"` command at the beginning of your text. At this point you can scroll through the copy and make sure all the margins appear the way you want them and check the page breaks to make sure everything is going to print the way you want it to. Once you're satisfied you simply move to *Stylo's* main menu, move the cursor to PRINT and type ENTER. It's a piece of cake.

How *Stylo III* Works

Stylo III has three operating modes. You enter the first, a "Supervisor" or command mode by typing:

```
OS9: Stylo <CR>
OS9: Stylo myfile <CR>
```

As soon as you type the Carriage Return (ENTER), OS-9 will load *Stylo* and within a few seconds the main menu will appear on a Hi-Res screen. It looks like this:

```
EDIT----- go edit text
PRINT----- print the text
SAVE/RETURN -- save text and return to DOS
SAVE ----- save all text
SAVE TO MARK -- save text from cursor to marker
RETURN ----- return to disk operating system
LOAD ----- insert a file at cursor
ERASE ----- erase present text
SPECIAL ----- use a specialty printer
TTY ----- use a TTY printer
PASS----- pass command to DOS
SPOOL ----- output text for later printing
WHEEL ----- change proportional print wheel
NEW ----- text from input file
```

Stylograph Word Processing System V3.0 (c) 1984

When you see this menu, you simply move the pointer up by typing the 'I' key or down by typing the comma key until you have selected the function you want. Then, type ENTER. That's all there is to it. If you need more information, *Stylo* will ask you for it with prompts at the top of the screen.

Usually, you'll want to begin typing a new document or editing an old one as soon as you bring *Stylo* to life. Because of this, *Stylo* comes up with the pointer in front of the word EDIT and you merely have to hit ENTER to go to work.

After you type ENTER, you'll be in the ESCAPE mode. To begin inserting text you hit the semicolon, which takes you into the INSERT mode where you can begin typing. After you have typed for a while and want to look back through the text, you simply type the ESCAPE key which will take you to *Stylo's* ESCAPE mode.

The ESCAPE mode is used to move around in your document. Once in this mode you use a group of keys shaped like a diamond to move the cursor. If you are a touch typist, you know that your middle finger rests on the 'K.' Strike this key and the cursor will jump back and forth from one end of the line to the other.

Hit the 'J' key and the cursor will move one position to the left. Hit the 'L' key and the cursor moves to the right. If you want to move one line up, you move your middle finger up and strike the 'I'. To move down, you move your middle finger down and type a comma. Around this diamond are keys you reach with your index and ring fingers to scroll through your document.

Reach up with your index finger and strike the 'U' and you'll see all text on the screen move up one line. Reach down with the same finger to the 'M' and you'll see the entire screen scroll down.

If you really like to move, reach up and strike the 'O' with your ring finger to scroll up a full page. Or, move the same finger down to the period to scroll down a page at a time. With just a little practice, you're touch typing your way around your document.

The keys reached by your left hand are mnemonic in nature. You hold down the "Control" key and strike the 'D' to delete a character, type "Control A" to get assistance from the help menus, "Control W" to delete a word, etc.

Moving Things Around

Stylo gives you several commands that operate on blocks of text. Mark a block by putting two of the squiggly braces at the end of the block. Then, move the cursor to the beginning of the block. At this point you can copy the block, move it, save it to a disk file, or delete it.

Global Search and Replace functions are also built into this full feature word processor. Type an 'F' for "find" while in the ESCAPE mode and *Stylo* will ask you to type the string you are searching for. Naturally, if you wanted to do a replace, you simply type 'R' for "replace from the same mode."

Formatting

You tell *Stylo* how you want to format your text by typing special formatting commands that begin with a comma in the first column of any line. You are free to change the format of your document on the fly as you enter your text. Here are some of the major formatting commands available with *Stylo*:

```
, pl n set page length to n lines
, pg begin new page
, pn n set page number to n
, tf send form feed to printer
, hd define header
, ft define footer
, , end header or footer definition
, sp n space n lines while printing
, ss n set spacing to n spaces per line while printing
```

The best in software for kids!



THE MONEY SERIES BY STEVE BLYN

DOLLARS & SENSE 16K EGB \$14.95
Player buys familiar items using dollars and coins to practice using money correctly.

MoCOCO's MENU 16K EGB \$14.95
Learn to buy and add up your purchases from a typical fast-food restaurant menu.

MONEY-PAK 32K EGB \$22.95
A combined and menu driven version of the above programs. Includes play money. Reviewed - Rainbow 7/83

EQUATIONS TUTOR 32K Ed Guy \$19.95

Elementary Algebra - A step by step tutorial for learning to solve linear equations. 3 levels of difficulty.

GRAPH-IT \$14.95 16K EB. By D. Steele
Graph algebraic equations on a hi-res screen. Linear, quadratic, etc.

DISTANCE PROBLEMS \$19.95
Moving graphics and text combines on a hi-res screen. Rate x Time = Distance in all its forms. **Tape only. 32K E.B.**

MATH INVADERS by David Steele 16K EB. \$17.95
A multi-level 'Space Invaders' type game to reinforce the 4 basic math operations (addition, subtraction, multiplication and division). Problems become more difficult as you progress. Hi-res graphics, joystick required.
TAPE ONLY



BEYOND WORDS 32K EGB \$19.95 Each
These Language Arts programs cover common misspellings, and synonyms/antonyms on each level. Additionally, Level 1 tests contractions and abbreviations, Level 2 tests homonyms, and Level 3 tests analogies. Each program has 3 parts and contains over 400 questions and uses over 800 words. All tests are grade appropriate. User modifiable (directions included). Printer option.
Level 1 Grades 3-5
Level 2 Grades 6-8
Level 3 Grades 9-12
DISK VERSION Each \$23.95

MATH

THE MATH TUTOR SERIES 16K Ext.
These tutorials take the child through each step of the example. All programs include HELP tables, cursor and graphic aids. All allow user to create the example, or let the computer choose. Multi-level. Great teaching programs. By Ed Guy.

LONG DIVISION TUTOR \$14.95
MULTIPLICATION TUTOR \$14.95
FACTORS TUTOR \$19.95
FRACTIONS TUTOR (Addition) \$19.95
FRACTIONS TUTOR (Subtraction) \$19.95
FRACTIONS TUTOR (Multiplication) \$19.95
Any 2 FRACTIONS programs \$29.95

TRIGONOMETRY TUTOR 32K By Ed Guy \$24.95

A step by step tutorial for learning to compute the sides and angles of right triangles. All examples have graphic representation.



GRAPH TUTOR 22K EGB \$19.95
Line, bar, pie and pictographs are demonstrated. Learn to read and use these graphs. Test mode, Hi-res graphics throughout. By Chris Phillips.

CROCODILE MATH 16K Ext. By Art Provost \$17.95

An animated math game using hi-res graphics. A fish containing a problem moves toward a crocodile containing a possible answer. If the answer is true, open the crocodile's mouth with the joystick to eat the fish. If false, keep his mouth closed. Addition, subtraction, and multiplication examples on 3 levels, 3 speeds. **Tape only.**

LANGUAGE ARTS

(ALL PROGRAMS IN 16-K EXTENDED EXCEPT WHERE NOTED)

CONTEXT CLUES - by Steve Blyn - Multiple choice reading programs. Specify grade 4,5,6 or 7. each \$17.95

VOCABULARY BUILDERS - 32K - Great for test preparations. 200 questions, multiple choice, modifiable, printer option. I (grades 3-5), II (6-8) or III (9-12) each \$19.95

READING AIDS 4-PAK - Child creates own reading material. \$19.95

FOREIGN LANGUAGE

FRENCH OR SPANISH BASEBALL - By S. Blyn each \$11.95
Vocabulary practice. 200 words. Modifiable. Specify language.
Also in 32K (500 words) \$19.95

HEBREW BULLETIN BOARD - by J. Kolar - utility to print words. \$15.95

HEBREW ALPHABET - Learn the letters of this alphabet. \$11.95

PRESCHOOL

PRESCHOOL SERIES \$11.95 EA.
Pre. 1 - 2 programs for number recognition and counting.
Pre. 2 - 2 programs for simple addition, number game.
Pre. 3 - Alphabet recognition.
All 16K E.B. By J. Kolar



ARROW GAMES by Penny Bryan 32K EB. tape \$21.95 disk \$24.95

Six menu driven games for young children (ages 3-6) to teach directions. All games involve using the arrow keys. Games include LADYBUG, BUTTERFLY, ARROW MATCH, KALEIDOSCOPE, RABBIT, and DOODLE. Colorful graphics.



FIRST GAMES by Penny Bryan 32K EB. tape \$24.95 disk \$27.95

First Games contains 6 menu-driven programs to delight and teach your early learners (ages 3-6). These games enrich the learning of colors, numbers, lower-case letters, shapes, memory, visual discrimination and counting.



SOCIAL STUDIES



KNOW YOUR STATES \$19.95 32K
Shows each state to identify on hi-res screen. Help command and scoring. By J. Keeling

THE HISTORY GAME 32K EGB \$14.95
"Jeopardy" type game by James Keeling. 5 categories and 5 questions in each category. One or two player game checks your knowledge of American History. Different questions each round. Hi-res graphics.

KING AUTHOR'S TALES by Steve Blyn 32K EB. disk or 16K EB. tape \$29.95

An exciting new program that allows users to create and save original stories on files. Saves optional questions and answers for each page, and title page picture, too. Kids can write compositions, teachers/parents can create reading comprehension material. Rewrite, correction, review, and printer features. Includes a selection of stories and pictures.

Learning*Leisure

TEACHER/STUDENT AIDS

THE QUIZ MAKER by David Stanley
32K E.B. tape \$24.95 disk \$27.95
A program that enables a teacher to create tests or a student to study for tests in any subject area. Your questions and answers may be saved for future use. Short answer, true-false, fill-in and other quiz formats are supported. Printer option for hard copy test generation. Program randomizes questions, keeps track of score and provides a variety of testing formats.

ARITHMETIC TUTOR DIAGNOSTIC FRACTIONS TUTOR DIAGNOSTIC 32K DISK \$49.95 each

More of the MATH TUTOR SERIES. A diagnostic feature permits teachers to keep records of students' progress on the disk using a password. Printer option generates hard copy of progress reports. ARITHMETIC TUTOR covers multiplication, division, factoring, and order of operations. FRACTIONS TUTOR covers addition subtraction, multiplication, and division of fractions. Easy to operate. Disk only. By Ed Guy.

COLOGRADE 32K E.C.B. \$29.95

A great aid to teachers. Records and calculates grades for up to 6 classes of up to 40 students each. Uses number or letter grades, named or numerical periods and gives a weighted average. Easy to use. Full directions. DISK ONLY. By David Lengyel.

COMPUTER LITERACY by Steve Blyn

32K E.B. \$19.95
A computer literacy quiz exclusively for the Color Computer. Tests and scores from over 600 questions on a HI-RES upper and lower case screen. Reviews computer literacy and beginning programming knowledge. Ages 10 and up.

GAMES & ACTIVITIES



TREASURE HUNT by Art Provost 16K E.B. Tape Only \$19.95

Find you way to the treasure through a maze filled with objects to collect, warriors, thieves, secret passages, dark caves, hidden clues. Its all there for you to enjoy. Includes graphic illustration, animation, various levels of play for ages 6-12. Joystick required.



I LOVE MY COCO
TEE SHIRT

\$6.95 EACH * \$1.00 5/8" NET WHITE

Available in Adult sizes
S, M, L, XL and Youth E (12-14)

WHITE WITH RED TRIM AND BLUE LOGO

TREAT YOURSELF OR A FRIEND TO A
GREAT GIFT. CALL US FOR DETAILS
ON SCHOOL/CLUB FUND RAISERS!



The Factory: FROM SUNBURST Strategies in Problem Solving

Grades 4-adult. Winner 1983 Learning Software Award. Recommended in Classroom Computer Learning, Courseware Report Card and Electronic Learning Unique three-level program challenges students to create geometric "products" on a simulated machine assembly line which the student designs.

Diskette for 32K TRS-80 Color Computer with Extended Color BASIC \$39.95

The Pond: FROM SUNBURST Strategies in Problem Solving

Grades 2-adult. Winner 1983 Learning Software Award Recommended in Classroom Computer Learning. A small green frog, lost in a pond of lily pads, helps students recognize and articulate patterns, generalize from raw data and think logically.

Diskette for 32K TRS-80 Color Computer with Extended Color BASIC. \$39.95

MUSIC

MUSIC DRILL by David Steele 16K E.C.B. \$19.95

Learn to identify the notes of the scales of most popular major and minor keys. Drill on sharps and flats, hear the notes of the scale and work against the timer. A must for all music students.

NAME THAT SONG GAMES \$11.95 each

- 16K Extended
- 72 children's popular songs. 2 levels of difficulty. Timer. Many hours of fun.
 - 72 all time pop, country, and movie melodies from the last three decades.
 - 60 Broadway Show tunes to test you on past musicals. Fun for all trivia buffs.

LIGHT PEN 16K E.B. \$19.95

Enjoy this interesting piece of hardware. Control screen action with the lightpen. Includes 6 programs.

MR. COCOHEAD 16K E.C.B. \$16.95

Create over 10,000 funny faces with this exciting face maker program. Facial features controllable through keyboard. Surprise commands for even more detail, extra enjoyment.



Dealers inquiries invited.



(212) 948-2748

Dept. R 227 Hampton Green, Staten Island, N.Y. 10312

Send for catalog with complete descriptions.

Please add \$1.00 per order for postage. N.Y. residents, please add proper tax. FREE set of BINARY DICE, including full directions, with orders of 2 or more items

Authors: We are seeking quality children's software for leisure or learning. Write for details. Top Royalties.

TRS-80 Color Computer. TDPSYSTEM 100.

FOR YOUR CONVENIENCE

Blank Cassettes with Labels	3 For \$ 2.00
Popular Brand Diskettes	3 For \$10.00
Disk Head Cleaner Kit	each \$25.00
Looseleaf Diskette File (hold 4)	2 For \$ 3.00



- , vt n vertical tab to nth line
- , vs n set vertical spacing to n lines/inch
- , nl n insure n lines left on current page
- , ce n center n lines
- , rj n right justify n lines
- , ju justify text
- , nj don't justify text
- , ll n set line length to n
- , n n indent n spaces
- , si n indent one line n spaces
- , lm n set left margin to n spaces
- , cs n set character spacing for printer
- , ps start proportional spacing
- , nps use normal, or non-proportional spacing
- , pp start a new paragraph

When you reach the end of a page, you'll see the footer for the old page and the header for the new page appear on your screen in the proper place. This is a nice feature.

Additional Printing Controls

Stylo also accepts several control keys while you are inserting text to let you request special printing. For example, you can type "Control B" — remember that's CLEAR 'B' on CoCo — to make a word appear in Boldface. Likewise you can use CLEAR 'U' to underline a word. These commands work perfectly on my Epson MX-80 right out of the package. If you have a new printer with a lot of functions, you can configure *Stylo* to recognize four additional sequences after setting them up with *Styfix*.

You can print a document directly from *Stylo* without saving it to a disk file. This is a handy plus for those short letters you need to send out, but don't need to save.

The major disadvantage of *Stylo* when it comes to printing is the fact that you can only print or spool the text that is in memory at the time of printing. This means that you must use the accompanying *Mail Merge* package when you want to print a long document continuously. From an ease of use standpoint, it is much easier to work with shorter documents and print them with the *Mail Merge* package than it is to work with a giant document. However, from a cost standpoint, it means you must also buy the \$75 *Mail Merge* package.

This review would not be complete without mentioning that Great Plains has also married *Stylograph* to the *Word-Pak* from PBJ. Running *Stylo* with this 80-column card makes all the difference in the world. You'll feel like you're working with a dedicated word processor. The combination is highly recommended.

Ease Of Use

Perhaps *Stylo's* ease of use can best be described by a sea story. *Stylo* was available first on the FLEX operating system. OS-9 did not exist. With FLEX, only one person could work on the same computer at the same time. With a teen-aged daughter taking journalism and enriched English courses every year, we had a problem.

Then came OS-9. I started to use another word processor so that both of us could work at the same time. It made a lot of sense to me. It didn't make sense to her. She thought the other word processor was too hard to learn. She had taught herself *Stylo* in those early years and would rather fight than switch.

(Great Plains Computer Co., Inc., P.O. Box 916, Idaho Falls, ID 83402)

MUL-T-SCREEN



COLOR CHARACTER GENERATOR

A NEW DIMENSION IN COLOR COMPUTING



- Now includes a character generator and sample graphic space game at no extra cost.
- Full 224 text and graphic characters. Underline in all PMODES. Prints vertically.
- All machine language, user transparent. Supports all BASIC, EXTENDED BASIC and DISK commands.
- Automatic loader recognizes 16K, 32K & 64K computers.
- Mix up to 5 character sizes in 4 colors all on one screen. A total of 10 sizes available from 8*4 to 42*24 or 32*32 in vertical mode.
- Use up to 4 defineable window screens of any size. Also includes horizontally scrolling (crawling) one line screens.
- Includes positive & negative screen dumps in 2 sizes for R/S, Epson & Gemini printers. (Please specify)
- Special Trace Delay can be used to debug programs one line at a time (even graphics).
- A special printer control can output characters to the screen & printer simultaneously.
- A must for all color computer owners. Once you try it you won't write another program without it.

INCENTIVE SOFTWARE

(519) 681-0133

P.O. BOX 323
STATION B
LONDON ONTARIO
CANADA N6A 4W1

P.O. BOX 7281
PORT HURON
MICHIGAN 48301
U.S.A.

MINIMUM REQUIREMENT 16K BASIC
TAPE - 24.95 US or 29.95 CDN
DISK - 27.95 US or 32.95 CDN



Tape to Disk upgrade available for \$8US or \$10CDN. We pay postage within US & CANADA on orders over \$20, otherwise please add \$1. Other countries please add \$2. Charge orders please add \$1.

AMT: A Well-Documented Amortization Program

Have you ever wondered how much interest you are paying on a loan, or have you ever wondered how much of a loan you could afford without going too deeply into debt? Are you looking for a new house in the \$600 a month bracket but are not sure what you can get for that kind of payment? Then do yourself a favor and read on. If you answered yes to any of the above questions, then THE OTHER GUY'S SOFTWARE has a program for you called *AMT* (Automatic Money Tracer).

THE OTHER GUY'S SOFTWARE is a somewhat new establishment in the Color Computer field, but don't let that fool you. *AMT* is one of their first programs and as long as they keep making such quality software available, I think we can look forward to seeing a lot more fine software being offered by them.

AMT is an amortization program for the 16K Color Computer with a full-featured amortization schedule.

The people at THE OTHER GUY'S SOFTWARE deserve a big hand for the outstanding documentation included with the program. The documentation is very clearly written and includes step by step instructions on how to use the program to its fullest, along with detailed examples to follow.

AMT can be backed up, but cannot be executed, meaning you can backup the program on a standard formatted disk and store it in a safe place. If for some reason you are not able to load your original copy, you can then rebuild the backed-up copy onto the original disk (as long as the original disk is not damaged). However, if someone tried to use the original disk as a doormat or the baby wanted to see what flavor a diskette is and it is damaged, then you can send the original disk, along with \$3 plus \$1.50 for shipping and handling for a replacement disk. Now, what could be easier than that?

After loading *AMT* you will be greeted with a menu consisting of:

- 1) Compute payment required
- 2) Compute number of payments
- 3) Compute rate of interest
- 4) Compute amount to be borrowed
- 5) Print amortization schedule
- 6) Set printer Baud rate
- 7) Quit calculating

Option 1 will compute the payment required to purchase an item on credit or to open a new loan account. An example would be as follows:

Amount Of Loan	5001.10
Interest Rate	18.650%
Number Of Years	5
Payments Per Year	12
Payment Number Of Balloon?	0

The result is \$128.77 per month.

Option 2 is for calculating the number of payments needed to pay off a loan. By following the prompts and entering the required information (a total of four entries),

the computer will tell you in months and years how long it will take to pay off a loan.

Option 3 will calculate the rate of interest on a loan. This is helpful in figuring what you are paying in interest on a total loan balance.

Option 4 will calculate loan payments to fit into the borrower's budget. If you want to buy a new car or a new house, you can input the monthly payment that will fit your budget and the computer will tell you what price bracket you should shop for. (If you are like me, you probably start high, then work down).

Option 5 is for printing the amortization schedule. The user is given the choice of viewing the schedule on the screen or dumping it to a printer. If you choose the screen, the schedule will be printed showing the payment number, interest total, principal total and the balance, giving you a total breakdown of all monthly payments. If a hardcopy is chosen, you will be prompted for a title so you will know what the listing is for future use; example: car payment. This is where the program really shows off. Not only does it list a total breakdown of all monthly payments but it breaks them down into fine detail such as number of payment, principal, balance, interest to date, principal to date and payment total to date. Normally about the only people to see this much information at one time are those at the bank or the loan company that is holding the account, but now it is available to everybody.

AMT will also calculate balloon accounts and negative amortization, which adds another big plus to the entire program.

I feel *AMT* is a must and could be an invaluable tool to real estate brokers, loan officers and individuals who would like to keep detailed track of loans and investment dollars.

(THE OTHER GUY'S SOFTWARE, 875 South Main, Logan, UT 84321, \$29.95)

— Bob Brown

Hint . . .

Video Animation

If you are using your CoCo and a video cassette recorder to make tapes of your graphics, here's a way to let your computer control the recorder.

Most VCRs, both Beta and VHS units, have a jack for a remote pause control. If your recorder has a single round jack marked "pause," "remote pause" or "camera pause," usually placed near the video and audio jacks, this trick will work. The "camera pause" jack, if any, should be used instead of the "remote" jack.

Simply plug the smaller gray plug from the CoCo's cassette cable into the pause control jack. You may need a submini jack-to-mini plug adapter (like Radio Shack's 274-328) to match the plug to your VCR's jack.

When you want the VCR to pause (for example, while you draw another frame), simply insert *MOTOR ON* in your program; when you want to start recording again, simply do *MOTOR OFF*. (This is exactly the reverse of the way it works with an audio recorder.)

Be sure that the recorder isn't left in the pause mode for more than a few minutes, to prevent damage to the tape or heads. Many recorders are designed to stop automatically after a few minutes in pause.

King 'Author' Tutors Kids In Language Skills

Reading and writing are important life skills and *King Author's Tales* is a program designed to help children improve in these two areas. It lets kids create and save original stories on files, create and save optional questions and answers for each story page, create a title page picture, and print both the story and related questions.

The program comes on disk or tape for 16K or 32K with Extended BASIC. It is designed mainly as a creative writing tool, but is not a word processor. Mastering the commands of this well-written, menu-driven program is so easy that the accompanying written directions are almost unnecessary. Most options are self-explanatory.

One option in the menu allows the drawing of a title page picture for each story. Drawing is done in *SET, RESET* graphics on the text screen using the arrow keys. The directions are easy to follow but drawing in this mode can be awkward. Everything must be done in blocks. There can be no curves or circles. The picture produced is rather crude compared to ones done in Hi-Res graphics. Once completed, the picture can then be saved to disk or cassette.

When writing an original story, the user first types in a title. The program then switches to page one and the story typing begins. Each page contains dotted lines signifying available space and the directions remind the user not to type beyond the dotted green area. The directions also instruct the user to avoid breaking up words at the end of lines. This creates a more pleasing appearance. The finished page may be corrected only by wiping out the entire page and starting over. If the page is correct as it stands, the program next permits writing an optional question. Questions usually pertain to the text currently on the screen. The writer supplies the answer. Pressing *ENTER* moves the program on to the next page. With 16K of memory, eight pages of text are available and with 32/64K, 15 pages.

Type *END* as the last page of text to signal completion of the story. Then either save, erase, or review the story. As

before, to make a change, the entire page on which the change occurs must be retyped. The letters on the screen appear just as they do in BASIC, all capitals, or capitals appearing on a reverse background to signify lowercase.

Another menu option loads in a previously saved file—either a title page picture or a story. The user must remember which the file name designates, a picture or a story. When a story is read in, it is displayed one page at a time. Pushing *ENTER* displays the question, which appears near the bottom of the screen. Space is provided below the question for insertion of the answer from the keyboard. The computer beeps if the answer is correct. If incorrect, it signals with a lower tone and displays the correct response.

Stories may also be sent to the printer. With this option the story is printed in its entirety first, followed by all the questions.

The approach taken by the author of this program is a good one. The title page drawings are somewhat stilted but they are colorful and do add interest. The two stories included in the program to get the beginner started, demonstrate good question writing techniques and are worth studying for ideas.

The strength of this program lies in its ability to test reading comprehension. With the on-screen option, the questions are written so that the text containing the answer appears on the same screen as the question. This keeps a student's attention focused on the relevant text. With the printer option, the questions may be placed in any order. Mixing up the question order permits testing total comprehension, and it avoids letting the sequence of the questions reveal clues to the location of the answers.

The writing segment of the program is its weaker feature. It is a chore to split words, add spaces, or omit spaces in order for the text to appear with an even left margin. Sometimes it would be easier to write or print the story in long hand. Having to retype an entire page to correct one mistake is tedious, especially since children are not usually accomplished typists. Inclusion of just a few of the basic editing features found in word processors would make this program really terrific.

(Computer Island, 227 Hampton Green, Staten Island, NY 10312, Extended BASIC, 16K tape or 32K disk, \$29.95)

— Marty Sheldon

"Plug in Kits" for CoCos* Including the new CoCo II from... *MetroKit Retrofit*

- 1. EYE-BALL SAVER.** Flip easily from NORMAL VIDEO when using games, to REVERSE VIDEO when you write text. Ready to plug in.
Price \$19.95 . . . Order # MK 1233
 - 2. COCO SOUND.** Did you buy one of those video things to drive a monitor and now can't hear the sweet sounds of CoCo? No TV or external amp required.
Price \$24.95 . . . Order # MK 1235, for COCO IIs, Order # MK 1235A
 - 3. COCO DRIVE.** Monochrome video driver. Make that text really readable. An improvement really worth plugging in.
Price \$19.95 . . . Order # MK 1236
Price \$29.95 . . . Order # MK 1239
 - 4. DELUXE VERSIONS** for # 1 and # 3 combination.
Price \$9.95 . . . Order # MK 1242
Price \$40.88 . . . Order # MK 1240
- We now have a "front panel reset" switch for the CoCo II.
We also have a "color driver" with video reverse for all CoCos from F board and later.

METRO ELECTRONICS, 5131 Mission Street, San Francisco, CA 94112 (415) 333-1917 Established 1963
Terms: Check, Money Order, Visa/Master. Add \$2.00 for shipping and handling.

* D & E Board will require soldering. [California residents add sales tax]

+++++For COCO IIs, add "A" to part number.+++++

The TRS-80 User's Encyclopedia Gives You The ABCs

By David Finkel

It's very gratifying to see "mainstream" software and book publishers finally giving the Color Computer the attention it deserves. The Book Company, publisher of encyclopedias for most popular brands of microcomputers, has just released a version for the CoCo and the MC-10: *The TRS-80 User's Encyclopedia (Color Computer and MC-10)*, by Gray Phillips and Guier S. Wright III. And while it has some shortcomings, it is a useful and worthwhile book, especially for the beginning to intermediate Color Computer user.

This encyclopedia has almost 250 large-size pages, and the entries are arranged alphabetically. The entries fall mainly into three categories: general computer terms, Color Computer BASIC and assembly language instructions, and product descriptions.

The articles on general computer terms cover the areas you'd expect: RAM and ROM, parallel and serial I/O, and so forth. The entries give a brief description of the term, and in some cases discuss the term in relation to the Color Computer.

The articles on Color Computer BASIC are probably the ones you'll find most useful. Each BASIC instruction is first identified as Color, Extended Color, Disk, or MC-10 BASIC. The overall purpose of the instruction is described in general, and then in great detail, often going far beyond the information presented in the Radio Shack manuals. For example, the article on the graphics instruction *GET* gives a much more efficient formula for the array size needed than the Radio Shack manual does. The *Encyclopedia* describes the undocumented edit commands 'K', 'Q' and 'A', which you may have read about in *THE RAINBOW*. Also, the *DLOAD* command, not described in the manuals at all, is completely explained here. There are many more examples of very informative articles on Color Computer BASIC, and these articles alone might convince you to buy the *Encyclopedia*.

Most of the BASIC articles end with a section on "pitfalls," describing common errors and how to avoid them. For example, the article on *FOR . . . NEXT* reminds you never to use a *GOTO* to jump into the middle of a *FOR . . . NEXT* loop.

The assembly language articles aren't nearly so informative. They're mainly two or three sentence descriptions of the instruction. These articles certainly aren't detailed enough to teach you how to use assembly language, but they would help you remember the details of an instruction. By the way, the assembly language articles are just for the Color Computer, not the MC-10, and there is no information on assembly language graphics.

In addition to the articles on the individual instructions, there are also useful articles summarizing all the BASIC and assembly language instructions.

The third type of article describes products available for the Color Computer and the MC-10. There's lots here: games, business software, printers, disk drive systems, and

everything in between. There are survey articles listing all the products in a given category, like all the word processors, and then articles about each specific product. The product entries are usually quite brief, identifying the product, listing its major features, and giving the name of the manufacturer. The coverage is extensive, although there are some omissions: there's no mention of the Radio Shack LOGO program, for example, a very important software package. While no attempt is made to review these products, the authors have certainly performed a useful service by bringing all these product descriptions together in one place.

It's inevitable that any work of this scope will contain some mistakes, especially in its first edition. I trust they'll be corrected in the next edition.

In several places, the edit commands are mis-stated. Pressing a character does not advance the cursor to the first occurrence of that character; you have to use the command 'S' first. The entry on *SKIPF* is also wrong; you do not get an I/O Error if the program you named is not on the tape. The sound article is also in error; program execution stops until the sound is completed.

A very unfortunate error occurs in the article on *FORTRAN*; the sample *FORTRAN* program given is actually in *BASIC*! There's also a typographical error in the article on random numbers; *RND(-TIME)* should be *RND(-TIMER)*. Finally, a number of *LPRINTS* have slipped in instead of the Color Computer's *PRINT#-2*. All in all, it's not too long a list of errors.

One question you might have: Does the *Encyclopedia* have a lot of inside information on the Color Computer, the sort of things you couldn't learn by reading the manuals that came with the computer? The answer is yes and no. As I've mentioned, many of the entries on BASIC instructions go far beyond the information in the manuals. There are some of those "secret" *PEEKs* and *POKEs*, too, like instructions for merging programs from cassette, and *POKEs* to accomplish the "impossible" *PCLEAR0*. There are also useful tables showing how to change the Color Computer's Baud rate, how to produce different notes and tempos with *SOUND*, and a list of Color Computer error messages and their meanings. There's also a very good list of Color Computer users groups, and a list of magazines supporting the Color Computer.

On the other hand, some information that would be very useful isn't included. For example, the high speed *POKEs* aren't mentioned, and there's no discussion of how to use 64K or how to use the machine language routines in the BASIC ROM. A detailed memory map, and a list of Color Computer oriented bulletin boards would also have been very helpful.

Most of the articles are very informative. However, some are highly repetitious and really waste space. For example, I found the instructions for producing a blank line on a printer in at least 10 places. And several articles are repeated in their entirety under different headings, like instructions for hooking up a tape player under "cassette tape" and "tape cassette." Surely a cross reference would have been sufficient.

The Book Company has produced a high quality book for the Color Computer. While there are certainly some flaws, on the whole it is a worthwhile effort that deserves your consideration.

(The Book Company, 11223 South Hindy Ave., Los Angeles, CA 90045, \$14.95)

The Adventurer's Handbook — A Journey Into Imagination

Have you ever daydreamed about traveling twisting mountain trails armed with a shield in one hand and a mighty sword in the other searching for the ever-elusive dragon folk? Perhaps you would prefer to journey into dark, dimly lit passages beneath ancient forgotten castles or maybe become a modern day spy, *a la* 007. If so, you may be on the verge of becoming one of the legion of role-playing Adventurers currently journeying into the limitless realm of the imagination.

If you ever thought it might be interesting but were stopped cold or confused by the awesome complexity of the standard rulebooks, then (RAINBOW columnist) Bob Albrecht and Greg Stafford's latest book may be the answer to your prayers. *The Adventurer's Handbook, A Guide To Role-Playing Games* contains, as the old saying goes, everything you always wanted to know but were afraid to ask.

First, I must mention, lest you be misled, that this book is not directly computer related. *The Adventurer's Handbook* will help you decide whether role-playing games are your cup-of-tea and, if so, how to go about getting started. The book is made up of two distinct parts. Part 1 is titled "How To Play" and provides the introduction into role-playing games while part 2, titled "Known Games And Sources," details what is commercially available at the present time.

Each chapter contains exercises and questions concerning that chapter with answers thoughtfully provided at the end. I must say the book is, in my opinion, extremely well written. The authors take you through all the phases of role-playing games from the initial creation of characters through step by step scenarios in which the characters interact with each other and the imaginary world around them. It is a fantastic excursion into the imagination and really gives you a feel for what role-playing is all about.

Once you have made up your mind to become an Adventurer, the second part of the book will provide you with detailed information on the major role playing systems currently available, their good points and their shortcomings. Also provided is an extensive listing of companies dealing in related products. The amount of information contained in this book is amazing; however, unlike most rule books currently available, this book presents the information in a straightforward and simple to comprehend manner.

Well, for a final opinion and evaluation on the book I turned to my son Chris, a veteran Dungeons and Dragons campaigner. All I can say is "like father, like son." Chris' review exactly paralleled mine and his final comment says it all, "I would recommend this book to anyone into fantasy games."

(Reston Publishing Company, 11480 Sunset Hills Rd., Reston, VA 22090, Order #R0167-8, soft cover, 8½ x 11, 204 pages, \$14.95)

— Ken & Chris Boyle

Skeet Provides Keyboard Practice

Computer literacy has, with good reason, become a major goal in schools. Effective use of computers requires familiarity with the keyboard, so one way we can all help our children at home is to find ways to assist them in learning to type. *Skeet* is intended to provide keyboard practice in a game format.

The game starts by asking for the player's name, providing instructions, and asking for the skill level. The chosen level determines how many of the keys can be used, and to a lesser extent, the speed of play. The lowest level is the home row of keys, while at the higher levels symbols, numbers and letters can all be included. High resolution graphics characters are used to display the letters at the bottom of the screen, and either one or two clay pigeons move about on the screen. The object is to shoot the pigeon by using the key corresponding to the letter located directly beneath it. When a shot is fired, a line comes out from the letter at the bottom, and if the shot hits the pigeon, it explodes (complete with sound effects). After this explosion, a new pigeon appears. A running score is kept in the upper-left of the screen.

Skeet is written in BASIC. The inherent lack of speed for moving the pigeons and shooting does not matter to the child who is learning proper use of the keyboard, but the explosions and their sound effects seem to take a very long time. After only a few successful shots, most children become bored with the long wait before new pigeons appear.

The end of the time allotted for play is signaled only by a change in screen color and the fact that no more pigeons appear. After a brief wait with that display you are asked if you wish to play again. There is no master scoreboard display with high scores, which we have all come to expect from similar games, and which serves as an incentive to beat previous scores.

Technically, the program itself has several flaws. A person whose computer cannot handle the high speed *POKE* needs to edit Lines 450 and 665 after loading the game and before running it to eliminate the *POKE*. In addition, the ability to achieve a high score in the game is seriously hampered by the fact that at the higher levels, where keys other than the home row are used, the bottom display line may show duplicates. The instructions correctly point out that if this happens only the key on the left can be used for shooting. In practice that means the player must wait until the pigeon moves to a key on the left before he can shoot and, of course, time is lost while waiting.

In summary, *Skeet* is a good idea, but lacks the features needed to make it sufficiently interesting and challenging for frequent use. I do not think that most children would use it enough to attain even rudimentary knowledge of the keyboard.

(Cancoco Software, P.O. Box 2914, Medley, Alberta, Canada, tape \$19.95)

— Carol Kueppers

MCSI Printer Interface A Helpful 'Devil'

If you are in the market for a printer, there are several things that you will have to consider before making your decision. Aside from price and features, you also have to consider how you will hook up the printer to your CoCo. Several Radio Shack printers have a serial interface that connects directly to CoCo's RS-232 port using a \$5 cable. Most other printers, including some of Radio Shack's, have a Centronics parallel interface. In order to hook up one of these printers, you will need a serial-to-parallel converter, which is more costly.

According to Webster, a printer's devil is an apprentice in a printing office. The Printer's Devil is a serial to parallel converter that will allow you to hook up any Centronics type printer. This is done by hooking up one end of this device to your RS-232 port, and the other end to the printer's Centronics port. Since the RS-232 port on the CoCo is also used for connecting a modem, the Printer's Devil also has a connection for your modem, or other serial device. This extra connection, along with the accompanying switch, eliminates the need for any extra 'Y' cables or switching devices to clutter things up.

Hooking up this device is relatively easy. There are only two connections that you have to make, and there is no way that they can be improperly connected. There are also several DIP switch settings that you can choose from in order to control the Baud rate and the word length.

The word length can be either 7-bits or 8-bits. If you have an old CoCo with the Color BASIC 1.0 ROM, then you would select the 7-bit word length. Otherwise, the 8-bit word length would be your choice. The Baud rate determines at what speed data is sent from your computer to your printer. The choices you have here are 9600, 4800, 1200, 600, and 300. Normally, you would choose the 9600 Baud rate for the fastest printing speed.

But this is one of the problems with this device. If you are using OS-9, you know that the maximum Baud rate is 2400. Unfortunately, the 2400 Baud rate is not one of the choices that you have, so you must use the slower 1200 Baud rate setting. Another problem lies in the fact that these changes are all made using a DIP switch which is located inside of this device. In other words, you have to open it up every time you want to make any of these changes. It's very easy to do this, but I couldn't help wondering why it wasn't designed with a rotary switch or some other such device in order to make it a little easier.

The Printer's Devil does in fact work. I had no problems at all using it with my printer, and it also worked fine with a modem at a friend's house. It's not complicated to use, and having to open it up to change the Baud rate was more of an inconvenience than a problem. If you feel that you could live with this, then the Printer's Devil is a good choice.

(MCSI Inc., 1800 West 91st Place, Suite 400, Kansas City, MO 64114, \$79.95)

— Gerry Schechter

RAM Checker Is Very Reassuring

If you've ever wondered if those new RAM chips you installed were all good or if a flaky chip is causing the system to crash, the *RAM Checker* is for you.

The *RAM Checker* is a ROM cartridge that automatically tests your computer's memory. Unlike Radio Shack's *Diagnostics* cartridge, *RAM Checker* tests all 64K (if you have that much) and tests continuously. You just switch on the computer, select the 16K, 32K or 64K test and away it goes. The program doesn't stop when an error is found; it simply notes the error and keeps looking for more. At any point, you can press BREAK to see if any bad chips were found; you can then press another key to continue. If any bad chips are found, *RAM Checker* simply tells you which bit was bad. The three basic versions of the CoCo use different numbers for the RAM chips, but they all use the lowest number for bit 0 and highest for bit 7.

I ran the check on my machine overnight; it came up with no errors found, which is not surprising since the machine is only a few months old and came with 64K factory-installed.

If you need to test your CoCo's memory, I can't think of a better way to do it than *RAM Checker*.

(Spectrum Projects, Box 21272, Woodhaven, NY 11421 or Box 9866, San Jose, CA 95157-0866, \$24.95 plus \$3 S/H; manufactured by Saturn Electronics)

— Ed Ellers

Submitting Material To the Rainbow

Contributions to THE RAINBOW are welcome from everyone. We like to run a variety of programs which will be useful/helpful/fun for other CoCo owners.

Program submissions must be on tape or disk and it is best to make several saves, at least one of them in ASCII format. We're sorry, but we do not have time to key in programs. All programs should be supported by some editorial commentary, explaining how the program works. We're much more interested in how your submission works and runs than how you developed it. Programs should be learning experiences.

We do pay for submissions, based on a number of criteria. Those wishing remuneration should *so state* when making submissions.

For the benefit of those who wish more detailed information on making submissions, please send a SASE to: Submissions Editor, THE RAINBOW, P.O. Box 385, Prospect, KY 40059. We will send you some more comprehensive guidelines.

Please do not submit programs or articles currently submitted to another publication.

Poker And Po-Chek— A Casino Player's Sure Bet

Here are two poker playing programs from a company named *Bye George* that are intended to entertain and educate you to play better poker and hopefully win lots of money. These programs are sold separately but both are geared toward simulating casino poker slot machines.

The first program, simply named *Poker* allows one to nine players to play in turn while CoCo keeps track of all winnings and losings. However, multiple players are playing against themselves rather than against each and every other player's hand, like solitaire poker with more than one player. A selectable timer function lets you play as many "hands" of poker as you can within specified time limits and whoever has the most winnings is the victor of that round of play.

Casino poker machines come in two varieties: one deals the player and dealer a hand and shows them on the screen; the other just deals the player's hand and the object of the game is for you to get three of a kind, two pair or better. This last variation is what these two programs simulate.

Within this framework *Poker* works well with no obvious bugs. Sound effects are used sparingly but effectively to prompt user input or indicate incorrect response. The card faces for both programs use the same set generated from a

low but colorful resolution mode. The four suits are large and rather block-like and do not approach the resolution used in the casino machines. They are recognizable and serve the purpose.

The other program, *Po-Chek*, allows you to play a hand one way and then go back and play that same hand another way to see what the result would have been. You can program the five-card hand with any cards of any suit and then keep or draw on any of them in any combination. This process is then repeated a specified number of times. Watch the rapid hands being played and when the loops are completed the results are printed on the screen with the option to send it to your printer.

Both programs do what they claim: to simulate casino poker machines, and in particular, the ones in the Atlantic City casinos. The documentation for each program consists of three typed pages with enough information to easily run the program. Each requires 16K and will run on tape or disk systems.

Both programs work well, but I must argue with the premise of their end use — to beat the casino machines at their own game, or in other words, to use a computer to beat a computer. Each state has its own regulatory agency to make sure that commercial gambling devices are not fixed in any way, but how many inspectors can read and interpret machine code or even assembly source code for these games? A clever gambling software programmer could easily slip something in the code to monkey with the odds and blow your winning system to shreds. Video slots are not the same breed as their clunky mechanical parents and most dedicated slot players don't trust them. These were complex moving mechanisms that could be more easily checked and verified for honesty but even these can be fixed.

Now don't get me wrong, I have no objection to using computers for beating the casinos. After all, I wrote *Black-jack Royal* for the CoCo, simulating human dealer casino play at a game that does in theory and sometimes in practice give you a fighting chance if you count cards, stagger your bets and do not drink any of that free casino booze. These two Simulations don't mention if the deck is reshuffled after every hand or not, however, since you don't know if the casino machines shuffle every game you are on even footing. Rules and software/hardware mechanisms vary depending upon the company which makes the gambling equipment. One company that has machines in dozens of casinos in Nevada seems to have one model rigged to pay off the first time if the machine sits cold for five minutes. With these kinds of unpredictable odds, other games with human dealers offer better odds and even a pro dealer's eyes can't help but bulge a little with a flush. Computers can't be "read" in this manner.

Every personal gambling system with its own precise number juggling system has an equal dose of personal superstition, intuition and game preferences. If poker slot machines are your preference for scientific gambling then *Poker* and *Po-Chek* are for you. The cost of these programs is less than three minutes of sustained play on the \$1 video slots and who knows, you just might get lucky.

(Bye George, 14 Dawson Road, Kendall Park, NJ 08824, \$6.95 each)

— J. Michael Nowicki

ENHANCED 1248-EP EPROM PROGRAMMER

Directly compatible with EPROMs 2508, 2716, 2532, 2732, 68732-O-1, 68764 & 64766. No personality modules required. Adapter extends capability for 2564. Menu driven, the 1248-EP is suitable for both experienced and novice operators.

Functions include: 1) ERASURE VERIFICATION; 2) COMPARE EPROM TO REFERENCE; 3) BLOCK PROGRAMMING; 4) BYTE PROGRAMMING; 5) DUMP EPROM TO RAM; 6) JUMP; 7) RETURN TO EPROM MENU.

Other features: 1) Error detection & location; 2) Intelligent algorithm reduces programming time; 3) Textool ZIF socket; 4) On-board programming supply; 5) Extra PIA port supports parallel communications with handshake; 6) Firmware in on-board EPROM.

Comes with complete documentation.

Price is \$129.95

A/D-80C ANALOG TO DIGITAL CONVERTER

- 16 A/D channels.
- 8 or 10 bit resolution.
- 9K conversions/second.
- Auto-ranging or sample/hold.
- Large wirewrap area for custom signal conditioning & growth.
- On-board PIA provides user control of stimulus.
- On-board EPROM location for user software.
- Documentation includes: data sheets on key parts, BASIC and machine language programming examples, and signal conditioning circuit diagrams.

Price is \$149.95

2-PORT EXPANSION INTERFACE

- Buffered expansion interface.
- Splits *FF40-*FF5F area in half.
- Disc port uses *FF40-*FF4F.
- Second port uses *FF50-*FF5F.
- Enables simultaneous use of disc & other devices, e.g., the 1248-EP or the A/D-80C.

Price is \$89.95

ORDERING INFORMATION

U.S. residents add \$3.00, Canadians add \$10.00 for shipping/handling. Arizona residents add 5% sales tax. Make checks/money orders payable to

**COMPUTER ACCESSORIES
OF ARIZONA**
5801 E. VOLTAIRE DRIVE
SCOTTSDALE, ARIZONA 85254
(602) 996-7569

Universal Video Driver: Good But Not Perfect

The CoCo is probably the only home computer left on the market that doesn't have a video output. By the time you read this, Radio Shack will be selling the CoCo 2 with a color video output for monitor/receivers and other home video gear. If you want to use a high-resolution monochrome monitor for text applications, you're still better off with one of the video driver adapters on the market. While many of these also provide color video on the original CoCo, the CoCo 2's video circuitry makes picking up color composite video very difficult. Mark Data's Universal Video Driver is designed for all CoCo versions and either color or monochrome video (selected when installing the device; a switch is not provided, though it wouldn't be too hard to install one).

Installing the UVD is easy. Five clips pick up black-and-white video, chroma, sound, +5 volts and the ground bus from easily located points on the CoCo's main board. On the original CoCo and TDP System 100 (C/D/E or F series boards) you must pry up the two video chips slightly to clip onto the thin parts of the IC pins; on the CoCo 2 the corresponding points are exposed and easy to get to. If you are installing the board for a monochrome monitor, the green clip (which usually picks up chroma) is connected to a marked point on the driver board. In some cases where the video output is too strong for the monitor, they tell you to connect that clip to ground instead. On the C/D/E boards, they tell you to leave the CPU shield cover off. Instead, I strongly recommend that you position the clips out of the way and put the shield back on, as the shield keeps RFI to a minimum and not using them could cause interference to other TV and FM sets in your house or even your neighbors' sets. (Remember that the FCC can, if trouble occurs, order you to either fix the computer or stop using it under threat of fines.)

My first trial was with an F board CoCo and a Philips amber-screen 12" monitor. I first tried the board in the color configuration to judge the UVD's color output, which looked okay. I then went to monochrome for a more normal operating check. The 64-column Hi-Res text displays look a whole lot better than they do on my top-of-the-line color TV; 85-column displays are still hard to read simply because the CoCo doesn't have the horizontal resolution such dense lines require. I later tried the driver in a CoCo 2 with a Panasonic 13" color monitor. It worked well except in *PMODE 4* (buff/black); the artifact colors usually present in this mode were gone. I don't know if this was the fault of the computer, the driver or the monitor; I do know that the same monitor and driver worked fine on another F board machine. Color monitors, while an improvement over ordinary TV sets, usually don't have the clarity of a good monochrome monitor, but this is changing as dual-purpose video/RGB models with better picture tubes (designed for systems like IBM's PCjr that provide 80-column text)

become more common. Many people are using monochrome monitors for text and going back to their color TV for more colorful applications.

One problem is that the UVD's audio circuit loads down the CoCo's sound generator so much that the usual TV sound is quite weak. I've heard that this is more common with the F board than on others, so this may not be a problem; if you don't need audio output (such as on a monochrome monitor), just ground the black clip. There didn't seem to be any ill effect on the TV picture, though my set may have been compensating for a change in modulation level. If the UVD does affect your picture on a regular TV, adjust the video level control in the CoCo (R21 on a C, D or E board and R47 on the F board) to return the TV picture to its former state. Unlike at least one other kit, the Mark Data board doesn't include a video output cable; if you are really desperate, the TV output cable that came with the CoCo will work fine if your monitor uses the usual RCA-type phono jack input.

The Mark Data Universal Video Driver should work quite well with any color or monochrome video monitor; it's a well-designed and well-made product and shouldn't cause any problems.

(Mark Data Products, 24001 Alicia Pkwy., No. 207, Mission Viejo, CA 92691; \$29.95 plus \$2 S/H)

— Ed Ellers

FIVE NEW EDUCATIONAL PROGRAMS!

FROM
CREATIVE TECHNICAL CONSULTANTS
AN ESTABLISHED LEADER IN

- EDUCATIONAL PROGRAMS AND GAMES
- PROGRAMMING AND CLASSROOM UTILITIES
- CABLES AND JOYSTICK HARDWARE

SUPER SPELLER. Students learn by playing spelling games with their own lists of spelling words and definitions, synonyms or antonyms. Grades 1-9.

MATH FLASH CARDS. A computer version of the time-proven flashcard technique for learning sums, differences, products and quotients. Grades 1-6.

MATH WORD PROBLEMS. Generate and solve unique word problems from your own list of subjects and objects. Menu offers choice of weights and measures, D=RxT, money or time. Grades 3-12.

METRIC MIND. A drill program in metric/English conversion with five skill levels. Grades 3-12.

ROMAN NUMERALS. A drill program in Roman/Arabic numeral conversion with five skill levels. Grades 3-12.

OTHER BEST-SELLERS FROM CREATIVE TECHNICAL CONSULTANTS

ALPHABET SOUP
CUSTOM FLASHCARDS
MUSICAL STRINGS

COLOR MATH QUIZ
FRACTION MATH QUIZ
DECIMAL MATH QUIZ

ALL OF THE ABOVE PROGRAMS ARE AVAILABLE ON TAPE FOR THE COLOR COMPUTER WITH 16 K EXTENDED BASIC. THE PRICE IS \$15.95 EACH OR \$41.95 FOR ANY THREE. PLUS \$2.00 PER ORDER FOR SHIPPING AND HANDLING (U.S. FUNDS ONLY). SEND FOR FREE CATALOG WITH COMPLETE PRODUCT DESCRIPTIONS.

ETC

Creative
Technical
Consultants

P.O. Box 652 Cedar Crest, NM 87008



Willy's Warehouse — A Full-Filling Experience

Your mission, should you decide to accept it, is to fill as many orders and collect as many points as you can while avoiding confrontations by your mortal enemies Whirly Bug, Kamakaze, and Stretch. These were the orders given to Willy as he was being hired by the owner of a large warehouse.

Willy's Warehouse is an exciting game from Intracolor written by George Beskangy, with sound effects by Bob Miller. It is distributed on tape or diskette and is written in machine language. After giving the appropriate load command for your version, the program will run automatically. The disk version is copy protected so you cannot make a backup disk. I would recommend removing the original disk from the drive after the game has loaded. The documentation gives no information on how to obtain another diskette should the original be destroyed.

When the game begins, a black screen will appear displaying either a red or blue box. If the box is red, press Reset until the box is blue before beginning the game. I have never been able to obtain a blue box, only a red or green one. Adjusting the tint on my television was to no avail so I proceeded using the green box. Although not displeasing to the eye, I was a little disappointed I could not view the game in the intended colors.

Once past the color boxes, you enter the title screen and a demonstration mode. Pressing the CLEAR key at any time places you in the options screen. Pressing a one or two determines the number of players, pressing CLEAR again increments the difficulty level and pressing a 'J' or 'K' determines joystick or keyboard control. The ENTER key or fire button starts play. The options initially loaded are one player, lowest level (one) and joystick control. You may pause the game by pressing the Space Bar and restart it by pressing space again. Pressing BREAK aborts the game, while pressing CLEAR aborts the game and returns you to the options screen.

The screen layout consists of a scaffold on which Willy stands, a large set of shelving divided into cubicles and two conveyor belts, one on the left moving downward and one on the right moving upward. The top left of the screen contains the player number, score and number of lives remaining while the top right contains the number of orders filled and the number of incoming boxes not picked up.

The object of the game is simple — fill as many orders as you can, reaching the highest score and level possible. Willy must raise and lower his scaffold, pick up the incoming boxes and either store them in the cubicles or fill an order by placing his box on an outgoing box of the same number. He may move left or right across the scaffold in order to do this. The fire button or ENTER key will pick up or drop a box. When Willy moves left or right he may pick up a box from the incoming belt or place a box on the outgoing belt. He can

also drop a box on his scaffold when facing left or right. (The only way to kill Whirly Bug is to drop a box on him.) When the scaffold moves down, Willy faces away from the shelf. Dropping a box now will send it crashing to the floor. When moving upward Willy faces the shelving and may now store a box in a cubicle or pick one up. Placing a box in a cubicle with a question mark will award you various bonus points. Orders may be filled using boxes from the incoming conveyor belt, or from the shelving. If these boxes fall off the incoming conveyor belt, Willy will lose one life. For every 20,000 points, Willy gains one life.

During working hours Willy must always watch his step. Kamakaze sits on top of the shelf and whenever an unfilled order falls off the right conveyor belt he will jump to his death taking Willy with him if he can. Whirly Bug roams the scaffolding trying to knock Willy off before Willy squashes him with a box and wins 500 points. Stretch enjoys pushing boxes off the shelving on top of Willy, killing him. If Willy places a box in the cubicle with Stretch, Stretch will fall to his death and Willy wins 1,000 points.

Playing the game is enjoyable and could become habit forming. Each time you succeed in filling your required number of orders you advance to another level (not to be confused with difficulty level) where you must fill a larger number of orders.

Every five levels you are given a shelf full of boxes and a time limit to fill as many orders as possible, gaining 500 points for each order filled. I do not know how high the levels go but I reached level 12 with very little practice. The challenge comes in using strategy to score points by filling the surprise squares (cubicles), and killing Stretch. You can always put a box on the shelf to score points and then immediately pick it up again to fill an order. My greatest challenge however, came when my wife commented "Let me see Stretch push that box on you." I knew immediately that my time was up — I had played long enough.

The game is well done and the three-page documentation is complete. Except for the fact that I could never obtain the intended screen colors, the graphics are nicely done. All screen movements respond well to joystick control using the Radio Shack Deluxe Joystick. This game would be a nice addition to your library.

(Intracolor, P.O. Box 1035, East Lansing, MI 48823, \$34.95)

— Larry Birkenfeld

TWO GREAT UTILITIES FROM DERBY CITY SOFTWARE

1 PP COLOR DUMP
All Machine Language
Fastest and Highest Quality
Screen Dump for CGP-115 ANYWHERE
Many Powerful & User Friendly Features
Works in ALL Pmodes
In Pmodes 1 and 3 — Change any color
In Pmodes 0, 2 and 4 — Reverse Colors
In ALL Pmodes — Changes Pmodes
— Changes Graphic Pages
— Change Color Sets

Allows Exit to Basic and Return
Compatible with Graphicom **\$19.95**
\$1.50 for Shipping & Handling

2 EPSON - RX-80
SCREEN DUMP
All Machine Language
Extremely Fast — Full Pages
Pictures Less Than 3 Minutes!
Works with Pmodes 3 & 4
Compatible with Graphicom **\$9.95**
\$1.50 for Shipping & Handling



DERBY CITY SOFTWARE
3141 Doreen Way
Louisville, KY 40220
(502) 458-6690

Aldaron, A Good Adventure

Aldaron is a text Adventure set in a 'time not so long ago, in a land as far away as never (and as near as tomorrow).' You must rescue a young prince named Aldaron. In a world of elves, trolls, unicorns and bewitching creatures, you are the prince's only chance. The evil necromancer has protected the Black Fortress against all "elfkind." He did not count on the king getting a human to rescue his son. But it will be very difficult. There are seven different sections of the Adventure. The first objective is to find the Black Fortress because the prince is hidden somewhere inside. Once found, there are many obstacles to overcome before you find Prince Aldaron. A witch wanders around the castle and frequently casts spells on you which vary from reversing all your move commands to making you so weak that you can't carry anything. Or she might freeze your feet so you can't move. *Aldaron* has a HELP function which will give you a very limited amount of help. The game's author occasionally throws in a little humor when you do things at the wrong time.

Once you have located the young prince, you must wake him from his enchanted sleep and get him back to safety. The evil necromancer will not let you leave the fortress easily. If you get past the necromancer, your task is still not finished. This is where I have been stumped so far. I cannot seem to get the prince back alive. You can find out how well you are doing, as compared with other adventurers, at any-time by typing "SCORE." A score of 300 is a perfect score. You are awarded points by how many portable items you find and return. Added to this score are points determined by how many obstacles you overcome. Also, anytime you type "SCORE" you will be informed of your current rank, i.e., amateur, apprentice, adventurer, etc., and how many times you have been killed. Expect to be killed a lot when you first start. The instructions state that it is extremely difficult to obtain a perfect score of 300, and I agree strongly, but if it was easy, it wouldn't be any fun, right?

The game requires 32K and is written entirely in machine language. It is a mid-range Adventure. The experienced Adventurer will not get bored and it will present a very good challenge to any beginner. The game comes on cassette and you must unplug any cartridges, including your disk controller. Overall, I would recommend this Adventure highly.

(Jade Products, 519 N. Scott Street, Wheaton, IL 60187, cassette \$25.95)

— Dale E. Shell

A QUICK COURSE IN ECONOMICS.

25%

OFF RETAIL

Games by:
Computerware
Colorquest
Spectral
Tom Mix
Prickley Pear
Michtron

20%

OFF RETAIL

All utilities
All programming aids
All business programs
SOFTWARE LIBRARIES
VIP library \$210.00
VIP business library \$139.95
Elite library \$150.00

Class Dismissed.

Price and availability subject to change without notice.

Prices effective through October 15, 1984.

Please note new address and phone number.

 **ARIZONA DISCOUNT SOFTWARE**
310 EAST DUNLAP #103 • PHOENIX, ARIZONA 85020

To Order:

We accept Master Charge and Visa. Money Orders and personal checks welcome. No delay. Continental U.S. orders please include \$2.00 postage and handling except VIP software orders which are \$2.00 per piece. All international orders add 10% shipping and handling fee. Arizona residents add 6% sales tax.



24 Hour Order Line
(Orders Only)
800-221-9280 Ext. 988
Inquiries, Arizona Orders
(602) 943-2602

The TS6821 Centronics: A Reliable Printer Interface

One of the biggest compatibility problems facing the CoCo has always been the printer interface. There are two basic methods of conveying information from the computer to the printer: serial transmission, in which the data to be printed is sent one bit at a time; and parallel transmission, in which the data is sent an entire byte at a time. When using serial transmission, the printer must be exactly synchronized with the computer in order to receive the data reliably, and in order to keep a high degree of accuracy, the transmission speed must be relatively slow (usually less than 4,800 bits per second). However, with parallel transmission the data can be sent much faster and more reliably.

Most serial printers use the RS-232C standard and have a 25-pin DB25 connector, while most parallel printers use the Centronics parallel standard with a 36-pin Amphenol connector. However, when Radio Shack designed the CoCo,

they decided to use a 4-pin DIN socket that supplied RS-232C signals at the serial port, and because of this many people have trouble interfacing non-Radio Shack printers. The common solution is to wire a cable to convert the 4-pin DIN to a DB25, which usually works, assuming your printer has a serial port. T & S Electronics provides another solution: the TS6821 printer interface.

The TS6821 comes in a small, black, unmarked cartridge that plugs into the CoCo's cartridge slot. Within the cartridge is a PC board that contains a Motorola 6821 PIA (Parallel Interface Adapter). A 3½-foot ribbon cable comes out of the back of the cartridge and terminates in the 36-pin Amphenol plug. Included with the TS6821 is a five-page manual in a cardboard folder, and a disk or cassette containing the driver programs.

The manual is quite short (there are only 1½ pages of text, with the rest being listings of the driver programs), but is sufficient to get most people started. There is not a lot of technical information, but any information required to program the interface yourself can be derived from the assembly language listing of the driver program.

There are three programs on the disk. *PRINTDVR/BAS* will *POKE* a 118-byte position-independent machine language program into memory. This driver replaces the normal routine used by BASIC so that *PRINT#-2* and *LLIST* work as expected. However, when you press the Reset button, the driver is disabled and must be re-enabled to use the interface. The procedure T & S recommends for doing this is to "cold boot" the computer (which is equivalent to turning it off and back on) and *RUN* the driver again (the included program *COLD/BAS* will accomplish a cold boot without wearing out the on/off button). Unfortunately, this will, of course, erase any program you had in memory, requiring you to reload it.

The third program is *PRINTDIR/BAS*, which will *POKE* into memory a 94-byte program that prints a copy of the disk directory on the printer. Running this program will also erase any program that you had in memory.

Although the TS6821 worked perfectly the first time I tried it and has performed reliably ever since, there are a couple of potential problems. First, and foremost, is the problem of compatibility with existing programs. BASIC programs should work as expected, but some terminal programs and word processors using their own printer routines will need to be patched to work with the TS6821. Second, because it is in a cartridge, the TS6821 cannot be used with a disk drive unless you have the Multi-Pak interface (the TS6821 is designed to go in slot 2).

Is this interface for you? It depends on what type of printer you need (or already have), what type of interface it has, and at what speed it can accept data. It also depends upon whether or not you have a disk drive and a Multi-Pak interface. The TS6821 is definitely not for everybody. My advice to you is pick out the printer you want and then compare the price of the serial version to that of the parallel version combined with the \$49.95 TS6821 interface.

(T & S Electronics, 6111 Romany Drive, San Diego, CA 92120, tape/disk \$49.95)

— Robert S. French

WANTED!

Young men and women seeking adventure, excitement and thrill-a-minute action. No experience necessary—just you and your Color Computer. See below:

FOR THE 32K THRILLSEEKER

	TITLE	DISK	CASS.
NEW!	MR. DIG	\$27.95	\$25.95
NEW!	CANDY CO.	29.95	29.95
NEW!	WILLIE'S WAREHOUSE	29.95	29.95
NEW!	ICE HOCKEY	—	21.95
	ZAXXON	29.95	—
	PROTECTOR II	—	29.95
	DESERT PATROL	—	21.95
	ICEMASTER	—	21.95
	FOODWAR	—	22.95
	WACKY FOOD	—	19.95
	CASHMAN	—	24.95
	CHOPPER STRIKE	—	24.95
	TIME BANDIT	—	24.95

LOTS OF PLAY FOR 16K

	MOONSHUTTLE	—	\$26.95
	FROG TREK	16.95	14.95
	3-D TIC-TAC-TOE	18.95	16.95

Interested applicants send check or m/o to:
OELRICH PUBLICATIONS, INC.
4040 N. NASHVILLE
CHICAGO, IL 60634

Credit card orders call: 800-621-0105

(In Illinois call: 312-545-9286)

NO SHIPPING CHARGES!!!

Storm Arrows Will Hit The Spot With You

Don't let the name *Storm Arrows* ruffle your feathers—it's the name of a new arcade-style game from Spectral Associates. Written in machine language, a 16K non-Extended BASIC machine (plus a pair of joysticks) is all that is required. The documentation included says it will work on the TRS-80 Color, TDP System 100, as well as the Dragon Data 32. It worked very well on my D-board "self-revised" 64K.

The documentation is on both sides of a folded 8½ x 11 colored paper, and is quite detailed, despite its size. There is a slight discrepancy, however, in the screen display section, in that the screen sides are referenced backwards (i.e., what is said to be on the right side of the screen is on the left and vice versa).

Instructions on the method of play are included, as well as scoring, screen display, bonus points, new game starting, difficulty levels, loading instructions, trouble (possible causes and solutions), and a brief description of six other Spectral Associates machine language games.

When you *CLOADM* the cassette (it's also available on disk), you are greeted with an auto-executing display, and an initialization screen, which allows you to input your three initials for top score record keeping — then you're off! An excerpt from the documentation is justified here: you "use the right joystick to maneuver your 'land skimmer' through the treacherous streets of Talon Alpha in an effort to evade and destroy the Imperial Storm Arrows which pursue you relentlessly." This is true. Although no novice at arcade-style games, I was unable to get a score above 9,000 points beyond the third screen. Once beginning the game, it is quite apparent how the name *Storm Arrows* came into being. Little arrows swarm all over the place in an effort to run into you (although they don't shoot), as well as the deadly Imperial Pursuit Cruiser, leaving contact mines in its wake. Your mission, should you choose to accept it (as if you had a choice once you loaded the game) is to shoot the *Storm Arrows* with your limited number of torpedoes before they run into you. You are awarded an additional land skimmer for completing each six rounds. Additional torpedoes, not to exceed 15 per round on the meter, can be had by destroying the Pursuit Cruiser (two) or capturing the torpedo refueling station (three). In addition, bonus points are awarded for completing each round, which you can see and hear between rounds, and you can press any key while bonus points are being shown to get into a standby mode for a rest.

Packaging is good. You get documentation, a good quality tape with several saves, and a good hard plastic cassette box. If the tape (or disk) is bad, or you want a backup, the documentation has instructions on how to obtain them at a nominal fee. *Storm Arrows*, as well as most (if not all) of Spectral Associates' programs, is copy protected, but with the backup policy, that shouldn't be a problem.

I don't have a lot of games in my library (except what comes on RAINBOW ON TAPE and most of my work is aimed at word processing, spreadsheet work, etc., so when I received *Storm Arrows* to review, I read the instructions, set it up for the kids, and let them play it. Their ages are four, six and eight. I soon found them clammering over who was to play the next game, and asking me questions on what to

do. I demonstrated, and 20 minutes later, they were wondering when they would get their turn again!

Storm Arrows has that fun, addicting quality that most arcade games have. The sound was pretty good in the beginning, but got boring after a long session. The playing field and ships changed colors every round, and I only wish I could progress a few more rounds in the game to see if the sound and graphics change more. That's the best thing about *Storm Arrows* — it isn't one of those games I could figure out and master in a couple of minutes and let sit on the shelf. It challenged me to keep playing, just to beat my old score.

Is there anything I would change? Of course, we all have our little "idios." I would first correct the slight flaw in reversing the screen descriptions in the documentation. I could go for a little more "in-depth" sound, especially between rounds. I would probably change the land skimmer to resemble something more than a stick figure. A drop in price would help make it even more appealing.

Would I buy it now, after seeing it? Yes, but more for my kids, seeing how much they enjoyed it. I liked the initial challenge, but prefer a little more overall pizzazz. It's not one of the best graphics-arcade games of the year, so \$24.95 (tape) is a bit high compared to others on the market, however, I have paid more for programs not as good or packaged as well. *Storm Arrows* is an above average game for an average price.

(Spectral Associates, 3416 South 90th St., Tacoma, WA 98409, tape \$24.95, disk \$28.95)

— Dennis Hoshield

***** HARVARD DESIGN PRESENTS: *****

The Disk File Duplicator: This disk utility will make copying files from one disk to any number of other disks a snap. 16K..... \$17.95 disk

The Disk Utility: This package contains three utilities - Disk Repair, Disk+ (text movement), and Disk Inventory. 16K..... \$24.95 disk

The Directory Alphabetizer: Alphabetize disks which have hard-to-follow directories. 16K..... \$15.95 disk

Lettering Services: This banner generator allows stretching of letters, printing both across and down the paper. Any printer. 32K.....\$17.95 cass / \$20.95 disk

Shandria and Penticadia: This adventure is for one who appreciates real challenges, not useless frustration. First in a trilogy. 32K.....\$14.95 cass / \$17.95 disk

The Waxen Furnace: A multi-scene, high-res graphics adventure based on underground prison escapes. Available July 30, 1984. 32K..... \$24.95 disk

We accept personal checks and money orders. Foreign orders must be in US funds. Dealer and author inquiries invited. Catalog for \$1.50, deductible from next purchase. Send orders to HARVARD DESIGN, P.O. Box 40, Harvard, MA, 01451

Touchstone — A High Level, Magical Game

The object of *Touchstone* is to get to the touchstone in the Temple of Ra, but don't expect a description of the magical stone in this review because I never quite made it.

I think overconfidence probably had something to do with my inability to get there because the slow pace of the game does lend itself to a lackadaisical approach. Or maybe it's the fact that *Touchstone* moves so much less slowly than *Time Bandit*, a game that this faintly resembles.

While movement is comparatively slow for a computer game, there is no lack of creativity and the challenge is constant.

You are one of the many priests of Ra who has accepted the challenge of the touchstone. The challenge is a way for any of Ra's followers to become a favored high priest.

You begin at the first plateau of an 11-level trek to the touchstone. While on your quest, you seek to obtain a high score, to collect the varied treasures throughout the maze, and to obtain keys to the doors located between the levels. Various monsters appear at various levels in hopes of stopping you with their touch. But you have the power to eliminate them with a ray that shoots from both eyes in two different directions. In tight spots, you can use the space bar function to paralyze them. You should be selective in its use because it is good once for every 50,000 points.

You also receive an extra man and another freeze for

every 50,000 points. You can accumulate a total of five men and three freezes.

The freeze is not to be confused with the pause function, which is available by pressing the ENTER key, stopping all action until you wish to resume play.

You will receive a designated time period for each level of play, increasing in length as you climb new levels. When time expires, you lose your ability to eliminate opponents, virtually assuring your fate is sealed.

There are five monsters, including a squirming snake, a creeping spider, a rolling ball (which resembles a cannon ball), a fluttering butterfly, and a "spastic spark." You won't see some of them until you reach the higher levels. They also gain speed, moving faster than you do.

Likely to cause frustration are the "poof chambers" that are scattered throughout the mazes at, unfortunately, strategic points. You never know when a monster is going to pop out, or how many are coming out at that time.

Like most of the latest Tom Mix creations, the graphics and sound effects in *Touchstone* are exceptional in quality. The use of color, while satisfactory, does not match some of the company's previous efforts. As far as level of action, I would give *Touchstone* a seven on a scale of one to 10. Overall, this is a good game that any company would be proud to claim as its product. However, it is not quite the caliber of some of the other programs in the Tom Mix library.

(Tom Mix Software, 4285 Bradford N.E., Grand Rapids, MI 49506, \$27.95 tape, \$30.95 disk)

— Charles Springer

No Disk? No Printer?

- YOU CAN STILL HAVE A CUSTOM-BUILT FILING SYSTEM!

DISK & PRINTER ARE OPTIONAL IN THE SUPER-FRIENDLY DO-FILE SYSTEM: NEEDS ONLY TAPE, 32K & EXT. BASIC. ALL WORK DONE IN MEMORY. NO PROGRAMMING REQUIRED TO BUILD HOUSEHOLD INVENTORY, WINE LIST, ANY LIST. YOU DESIGN YOUR OWN RECORDS. AND - YOU DON'T HAVE TO GET IT RIGHT THE FIRST TIME. EXPAND ANY FIELD, ADD NEW FIELDS - WITHOUT LOSING ANY EXISTING DATA. CREATE, REMOVE AND CHANGE RECORDS - SEARCH, SORT, LIST AND TOTAL THEM - LOAD AND SAVE FILES USING CASSETTE OR DISK (OR BOTH). DISPLAY YOUR RECORDS ON THE SCREEN AND/OR PRINTER IN ORIGINAL OR SORTED SEQUENCE (OR BOTH). SELECT AND SORT (ASCENDING OR DESCENDING) RECORDS ON UP TO 3 FIELDS. YOUR FILES CAN BE AS BIG AS 16,500 CHARACTERS. DO-FILE HAS EASY, ONE-KEY COMMANDS AND A HELP MENU, TOO. IT IS EVEN DESIGNED TO PROTECT YOU FROM MAKING MISTAKES! DO-FILE IS EDUCATIONAL - YOU LEARN FILE MANAGEMENT USING A 35-PAGE TUTORIAL GUIDE & SAMPLE DATA FILE!

CALL FREE! 1-800-334-0854, EXT. 856, TO ORDER. OR, SEND \$29.95 (CHECK OR MONEY ORDER) PLUS \$2.00 FOR POSTAGE/HANDLING (PA RESIDENTS ADD \$1.92 TAX), TO:

SOLID



SOFTWARE



P.O. BOX 712 LEVITTOWN, PA ZIPCODE 19058

BASEBALL FANS !!

COLOR-STAT STRATEGY

BASEBALL GAME

32 K DISK
EXT BASIC
COLOR COMPUTER



27.95

& 2.50 postage
and handling

Replay Any Season

YOU ARE THE MANAGER

BRETT & DAWSON

AARON & PALMER



— YOU SET THE TEAMS —
— SOLITAIRE OR HEAD TO HEAD —



SEND CHECK
OR MONEY ORDER

TO: PINTO PRODUCTS
718 Fiji Circle
Santa Ana, CA 92704

Pro-Loc: For Password Protection

Pro-Loc® is a password protection utility for the Radio Shack disk operating system. The program is supplied on a non-protected disk, and is accompanied by a five-page manual.

The objective of the program is to limit access to programs, data files, or text files to only those individuals who have the correct password. The user has the option of creating the six-character password made up of any characters from the keyboard. The protected program cannot be *RUN*, *LOADed*, *COPYed*, or *RENAMed* using the commands from the disk operating system. The password owner, however, has complete control over the program including running it, or if desired, the program can be unprotected, or assigned a new password.

The program author notes that there is a range of 27,000 possible passwords, which should minimize the chances of a random selection of the unique password installed on the program. However, the author warns that given enough time and the right tools the code may be broken.

While the program works as designed with the disk operating system, it is easily bypassed by some "auto loading" programs on the market.

(Dorison House Publishers, Inc., 824 Park Square Building, Boston, MA 02116, disk \$15.95)

— Robert E. Foiles



"DOUBLE-ENTRY" General Ledger Accounting System
Reg. \$69.95— ONLY \$14.95

"Double-Entry" General Ledger Accounting System for home or business: 16k, 32k, 64k user-friendly menu driven. Program features: balance sheet, income & expense statement (current & 'YTD'), journal, ledger, 899 accounts & 2400 entries on 32k & 64k (740 accounts & entries on 16k) disk only.

"OMEGA FILE" Reg. \$69.95— ONLY \$14.95

Filing data base. File any information with Omega File. Records can have up to 16 fields with 255 characters per field (4080 characters/record). Sort, match & print any field. User-friendly menu driven. Manual included (32k/64k disk only).

"GRADE EASY" Reg. \$69.95 ONLY \$29.95

Grade Easy is simply the best educators data base available! Keep complete student profiles (I.D. no., name, address, telephone, age, birthday and S.S. no.) Grade Easy allows for weighted grades or true grades. Fully menu driven, very simple to use. (32k/64 - disk only)

The One and Only "AMT" Reg. \$29.95— ONLY \$14.95

AMT starts where everyone else ends. AMT calculates almost any sales or purchase outcome. Total interest, total principle, total payment are all figured. AMT is not just an amortization scheduling program, but a cost forecasting and prediction program. Useful to anyone who plans to sell or buy something with interest. (Disk Only)

"PI FILE" — Personal Information File \$14.95

This program stores names, addresses, phone numbers and brief notes. PI File is for client lists, church groups, Scouting, clubs, user groups or any other similar use. Prints mailing labels. Sorts on any field. (Disk Only)

"Home Inventory" \$14.95 - "Memo File" \$14.95 - "Billing File" \$14.95

FLIP & FILE 50	\$19.95	VOLKS MODEM	\$59.95
FUJI-MAXELL-VERBATIN	\$19.50	RITEMAN PLASPRINTERS	\$275.00
DATA DEFENDER 70w/lock	\$21.95	RITEMAN 15"	\$549.00
		GENERIC DISKS	\$17.95

COMPARE FEATURES AND PRICE, then buy "THE OTHER GUY'S SOFTWARE!"

(add \$1.50 for postage and handling)

Send check or money order, US funds to:

THE OTHER GUY'S SOFTWARE • 875 S. Main • Logan, UT 84321
PHONE (801) 753-7620 or WRITE for a FREE CATALOG

What Does Dugger's Growing Systems Grow?

We grow C Compilers (\$120 value)
generate fast, efficient code
longs, floats, most operators
FLEX* \$75.00
new OS-9* \$59.95
COCO DOS \$49.95

We grow Relocatable Macro Assemblers
(\$150 value)
Assembler, linker, library builder
symbols up to 32 characters
"fortran-like" common
FLEX* \$75.00
new OS-9* \$75.00
COCO DOS \$49.95

We grow Orchids
Odontoglossums
write for catalog and price list

We grow HI RES OS-9 "Windows"
52 x 24 hi-res display
new cursor control
multi-window displaying
OS-9* \$34.95

We grow Orchids
intergeneric hybrids
write for catalog and price list

We grow OS-9 Experts
Over 6 years experience with OS-9
Used in development of major project
Experts in both levels 1 and 2

Quality
quality at an affordable price
all products tested and proven

Solid Authorship Royalties
royalties up to 20% of selling price
Only quality products accepted

ORDER NOW! YOU OWE IT TO YOURSELF

All orders add \$3.00 for shipping
VISA and MC welcomed
Foreign orders add 15%
California orders add 6%

For more information write  or call:
DUGGER'S GROWING SYSTEMS

Post Office Box 305
Solana Beach, Calif. 92075
(619) 755-4373

Technical information 6 am to 8 am PDT only
Dealer inquiries welcome

*Flex—trademark of TSC, OS-9 trademark of Microware

Affordable *Dapper* A Snazzy Zapper

Soon after Radio Shack introduced the disk system for the Color Computer one began to see ads for 'disk zap' programs. These ads have continued up to the latest entry, *Dapper*. Before we get into a discussion of this program, just what is a disk zap program? Most of these programs are designed to provide the ability to directly read/write, move, and patch data on a disk. Now why would you ever want to do this? Well, how many of you have experienced an I/O Error when trying to load that only copy of a particular program? Or, worse yet, received that infamous message, FS Error (File structure) which is the computer's way of telling you that it can't locate a file? From the letters to RAINBOW and other magazines it appears that many of you have these problems and hence the need for a program like *Dapper*. Personally, in the year and a half that I have owned the disk system, such problems have been extremely small. Of course, I do keep backup copies of important programs, plus I keep an extra copy of the directory in track 36 courtesy of a recent RAINBOW article.

So, if you keep backups and extra copies of the directory, do you really need a disk zap program? Two of my reasons for not buying such a program were need and cost. But along comes a little gem at \$14.95 called *Dapper* which makes it possible for every disk user to own a zap program.

Unless you are really into the nuts and bolts of disk operation, *Dapper* will handle most ordinary disk needs. However, before you use *Dapper* or any other disk zap program, you had better understand what you are doing, i.e., read the disk manual and articles on the disk system before you attempt to do any work with a zap program. In other words, if terms such as directory, GAT or FAT (granule allocation or file allocation table), tracks, sectors, and granules put you to sleep, don't do any zapping!

Dapper comes on a disk (of course!) with a 21-page manual. It is written in BASIC with machine language subroutines. Now, before you get all "bent out of shape" that *Dapper* is not a 100 percent ML program, remember, speed is not important here — although I found no problem with *Dapper's* response. *Dapper* provides the following capabilities: 1) ability to backup a complete disk to tape 2) examine a new disk for read/write quality of each sector and if necessary deallocate bad sectors 3) provide a map of all files and the granules associated with each file 4) dump the contents of a sector to either screen or printer 5) move a defective granule to an empty granule where repairs can be made 6) list a directory 7) verify the readability of each sector within a file or files 8) review and correct a sector.

Dapper loads with the usual `RUN "DAPPER"` whereupon the screen clears and the *Dapper* prompt, `=>`, appears. All *Dapper* commands have the syntax:

`COMMAND parameters >P`

With a standard syntax, it is easy to issue *Dapper* commands (no complicated gymnastic exercise such as shift/clear/down arrow). For example, `MAP filename >P` will send a list of the granules associated with the file "filename" and print this list on the printer. Note that the `>P` redirects a *Dapper* command's output to the printer. If you want the output on the screen, simply omit the `>P`. The MAP com-

mand without a filename lists the granule allocations for all files on the disk. The default drive for *Dapper* is Drive 0; however, if you have additional drives simply enter MAP, 1 "filename" for a file on drive 1. The MAP command provides not only the granule list but also the track/sectors associated with each granule. With this list you can then use the DUMP command to look at each sector that belongs to the file.

Once you find the sector of interest you can then make corrections using the ZAP command. Both DUMP and ZAP list 64 bytes at a time to the screen. With DUMP you simply examine the contents of a sector; with ZAP you edit the contents of the sector using the arrow keys and inserting the appropriate ASCII or Hex values. In the case of an I/O Error, the cause may actually be an imperfection in the disk, so it would be futile to make any corrections to a bad sector. The MOVE command permits you to copy an entire granule to a free granule and then you can use ZAP to make the necessary corrections. Repairing or editing a disk is not as simple as the above few lines imply. The ability to perform these operations is not necessarily a function of the disk zap program. *Dapper* provides the capability; you have to provide the knowledge.

The DIRECTORY, BACKUP, CERTIFY, and VERIFY commands provide the capabilities that the command implies. The DIRECTORY (which can be abbreviated DIR) command provides an expanded directory which pauses when the screen is full. This command also has a "wild card" option: `DIR xyz` will list all files which begin with xyz. The display will list, in addition to the full file name, the file type, data type, first granule, and the number of bytes in the last sector of the file. The BACKUP/RESTORE commands provide tape backup and retrieval for an entire disk. As the manual notes, these commands are slow because of the tape I/O. It took me about 10 minutes to save an entire disk. Although I didn't examine the file structure of the tape copy, it appeared that the disk files were saved as one complete tape file. Thus, you cannot access a distinct file on the tape; but, this is not the purpose of the BACKUP command. If you have a good tape system, this could be a cost saver instead of backing up to disk. Personally, I would rather backup to a second disk than run the risk of an I/O Error in the middle of the large tape backup file.

As noted earlier, the CERTIFY command is used to determine the good sectors on a freshly formatted disk. If any bad sectors are found the associated granule is deallocated. The VERIFY command verifies the readability of each sector within a file or files.

The documentation for *Dapper* is exceptionally well done. Each command is discussed on a separate page for easy reference. The discussion covers the definition of the command, format, syntax rules, general rules, and notes. A command summary is also provided as well as several pages of tutorial. *Dapper* also contains on-line documentation. All you need to do is type HELP and a list of commands is printed to the screen; if you type HELP COMMAND, e.g., HELP MAP, a brief synopsis of the command is presented.

In conclusion, I highly recommend *Dapper*. The program performed flawlessly, is easy to use (assuming you understand the disk operating system) and has excellent supporting documentation. All of this for \$14.95 — it's a winner!

(Sadare Software, P.O. Box 3891, Gaithersburg, MD 20878, disk \$14.95)

— Donald D. Dollberg

Timebound: Action Game Sharpens Historical Perspective

By Carol Kueppers

It isn't often that a program comes along which is so excellent that I call my friends and tell them to buy it for their children, but when *Timebound* appeared, that is just what I did. This game, written by Children's Computer Workshop for Radio Shack, combines arcade action with learning the historical time line. Although children learn history in school, it takes some time before they achieve any real sense of when events occurred, or of simultaneous developments in different fields.

Play *Timebound* with your family and the whole family will have a much better idea of where events belong on a time line. Play the game long enough and you will also know precise dates!

The game is loaded from tape following the detailed instructions in the easy-to-read booklet. You'll find you have entered a time machine, where history passes before your eyes. The character Anacron is tumbling through time, from zero to the year 2000, moving out of control from event to event and your mission is to catch him. You are provided with a scanner, represented as a box on the outer edge of the screen, which is controlled by the joystick, and as play

progresses, you obtain the information you need to locate him.


Play starts by pressing the fire button, and as you move forward through time, historical events shoot out from the center in 11 directions. At first you see them as small dots, becoming colored ellipses as they reach the outer band in which you can catch them. The scanner moves clockwise when the joystick is moved to the right, counterclockwise when the joystick is moved left and it remains in place when the joystick is centered.

As you catch something in your scanner, time freezes while you analyze your position. At the top of the screen the captured event is named, the year, and at the bottom you are told the event where the elusive Anacron is currently positioned. If the time period is one in which many events occurred in various fields you also see several other colored ellipses, at other screen locations, representing events in other categories which occurred at about the time of the one you caught. You must decide into which of the 11 categories the event belongs, and remember that category's location.

Although you are shown Anacron's present event, you must decide on its category and whether this event came before or after the one you caught. If you decide his event came before your current year, you start moving through time again by pressing the fire button and then pressing the space bar to move backward in time. As you do this, events will start at the periphery and move to the center, so that at any time you know if you are moving forward or backward in time, not only from the rapidly changing date display, but also from the direction in which events move.

During the play of one game the categories remain in the same place, but this changes with each new game. At first

Setting The Standards



Graphics and sound effects like never before on the CoCo. An exciting original arcade action game. Control your hero through a maze of moving conveyor belts. Outsmart bad guys and save O.P. Doll. Over 1,000 frames of increasing difficulty.

100% ML, original title screen music, 1 or 2 players, colorful Hi Res graphics, exciting sound effects, joystick or keyboard input, pause feature, 8 digit scores and high score name entry. For 32K CoCo and TDP-100.

Cassette-34.95

Disk-34.95




Strap yourself into the ultra responsive Formula 1 car and rev the throttle to fire 500 screaming horses to life. Your heart pounds in anticipation of the race. The green flag drops and you are slammed back into your seat as the field thunders off in a deafening roar.

An exciting racing game in colorful Hi Res graphics with realistic sound effects. Joystick or keyboard input. Joystick input is compatible with all joysticks. Many different tracks to choose from. For 32K CoCo and TDP-100.

Cassette-34.95

Disk-34.95



Another exciting original arcade action game. Help Willy stock the warehouse while keeping up with incoming orders. Watch out for the antagonists who intend to make your day long.

Excellent graphics and sound effects. 100% ML, 1 or 2 players, demonstration mode, selectable difficulty, joystick or keyboard input, pause feature and high score list with name entry. For 32K CoCo and TDP-100.

Cassette-34.95

Disk-34.95

COLORPEDE



ROBOTACK

This truly outstanding engineer designed, 100% ML game with multi-colored Hi Res characters and fast action will challenge the most avid arcade buff. 1 or 2 players with joysticks or keyboard. COLORPEDE slithers through the load stools. Demonstration mode with top 5 scores. Pause feature. For 16K CoCo and TDP-100.

Cassette-29.95

Disk-34.95

forefront of the pack... RAINBOW, Dec. '82

You are the super human who must light off the attacking robots and save the remaining humans from destruction. You have super human powers, can shoot in any direction and move anywhere on the screen to accomplish your vital mission.

Engineer designed, 1 or 2 players and top 5 scores displayed. Pause feature. For 16K CoCo and TDP-100 with joysticks.

Cassette-24.95

Disk-27.95

AT YOUR DEALERS NOW.

From INTRACOLOR: VISA, MASTERCARD Money Order. Please allow 2 weeks for checks. Add 1.50 for shipping, 3.00 outside U.S. 4% tax in MI.



DEALER INQUIRIES INVITED

QUALITY PROGRAMS SOLICITED

you try to catch events in different screen locations, so that each category's screen location becomes known. Then, when you approach the correct time period you have only to position your scanner in the proper location to trap Anacron. It isn't that simple though, for as time speeds by, Anacron shifts position, indicated by a beep, and the closer you are to him, the more he moves, adding to the fun and challenge of the game.

Obviously, the more you know about when events occurred, the quicker you can zero in on Anacron. If, like me, you search for the pressure cooker in the 20th Century, it will take you a long time to find Anacron, but, fortunately, the more games you play, the more familiar you become with the events covered.

Timebound provides 11 different categories: scientific tools, sports, household items, political leaders, water transportation, fun and games, architecture, land transportation, communication, time, and air and space. These topics are well selected to interest the broadest possible group and keep them involved in playing the game. There are 11 different skill levels, ranging in difficulty from Level one, where Anacron shifts infrequently from event to event within the same category. Once the screen location for that category is found all events can be trapped until the correct one is found. In Level 11, where Anacron shifts rapidly through all 11 categories as well as from event to event, the player must quickly determine the screen locations for 11 of the categories, and know whether he should move forward or backward in time.

You are given 15 minutes to find Anacron, and as the years whiz by, your elapsed time is shown on the screen. When time freezes as an event is caught, so does the elapsed

time counter, so that you can, for example, make notes as to where each category is located on the screen. When Anacron is found, the screen flashes, sounds play and the time taken to find him is given, so that you can try to improve in the next game. At all skill levels, players quickly develop strategies, and the more they play and become familiar with the events used in the game, the faster they can find Anacron. The allotted time is adequate, and encourages thinking while playing, rather than reliance on chance.

As the years rush by, there are time periods with few events, or events in only a few categories. As one child exclaimed to another as 800 to 1000 zipped by on the screen, "No events are coming out!" The reply he got was, "That's the Dark Ages, nothing much happened then, anyway." Thus, without ever catching a single event, the player gets some idea of which historical periods are extremely active in development of all fields (in the 1900's, events come thick and fast!), and other time periods where considerable time elapsed between discoveries.

This is a terrific program. Since the play of the game incorporates the historical time line, everyone has fun while learning. The categories and events selected are a delightful combination of the serious and the whimsical, and very appealing to children. Prepare yourself for a series of quizzes on, for example, when roller skates were invented, or Indian Chess. Many players will want to check out what some of the things are — I'll be visiting the library to read up on carracks.

Timebound is intended for ages 10 and older, but don't be surprised if younger ones join in the fun. Although only one person plays each game, a group likes to gather behind the player and give advice as to which category is where, what event came first and so on. Thus, if your family includes children 10 and older as well as younger ones, the children as young as eight will soon start playing, even though initially they are not familiar with the events mentioned. If you have a child over 10, you will want this program.

I, for one, hope this is only the first in a series, and that another version of *Timebound* will be produced using more categories, or extending the time line back to include ancient events, combining events everyone should know with events everyone will enjoy knowing. If you want to see what computer education can be, I urge you to try this program.

(Radio Shack, requires Extended Color BASIC and joysticks, tape, \$19.95)


TRS-80+ MOD I, III, COCO, T199/4a
TIMEX 1000, OSBORNE, others



GOLD PLUG - 80

Eliminate disk reboots and data loss due to oxidized contacts at the card edge connectors.

GOLD PLUG 80 solders to the board edge connector. Use your existing cables. (if gold plated)



- | | |
|-------------------------|---------|
| COCO Disk Module (2) | \$16.95 |
| Ground tab extensions | INCL |
| Disk Drives (all R.S.) | \$7.95 |
| Gold Disk Cable 2 Drive | 29.95 |
| Four Drive Cable | 39.95 |

USA shipping \$1.45 Can/Mex \$4.
Foreign \$7 Don't wait any longer TEXAS 5% TAX

Available at your favorite dealer or order direct from



E.A.P. CO.
P.O. BOX 14



KELLER, TEXAS 76248

(817) 498-4242

MC/VISA

+ trademark Tandy Corp



FLORIDA SEARCH NO LONGER!

The Software Connection of Fort Lauderdale is your one stop source for your Color Computer Software, Peripherals, Books, Magazines & Repairs



THE SOFTWARE CONNECTION, INC.

4301 N. State Rd. 7
Lauderdale Lakes, FL 33319
(305) 484-7547

Color Math Practice Affords Better Skill

By Bruce Rothermel

One of the most asked questions from non-computer owners is "What can a personal computer do for me?" My stock answer for inquirers who are also parents is, "Make your kids smarter than you are."

The educational capabilities of home computers have received the greatest amount of press. This has been reinforced by the "guilt" series of advertisements from Atari, Commodore and Texas Instruments. (Remember them?) This series of advertisements inferred that if you did not buy your kids a ___ brand home computer, they would not be prepared to function in this Brave New World.

It's a shame that the educational capabilities of home computers have been treated with so much hype. Poor advertising tends to create a negative response to the subject. Certain areas of a child's education can be very effectively reinforced by having the student interact with a computer.

One of these areas where the computer is quite effective as a learning aid is where repetitious drills are used. As a parent of a 10-year-old girl and a seven-year-old boy, I know I should be reviewing their spelling words and math quizzes with them, but after a full day of fun and frolic at the office followed by the drive home, I often don't take the time to work with the kids.

Fortunately, there have been many outstanding educational programs written for the Color Computer. The difference between good programs and bad programs seems to boil down to a single question: "Do the kids want to use them?" If the programs hold their interest and are fun, they will be used; if not, they don't do much good sitting in the cassette holder.

The CoCo has a lot going for it regarding its capabilities to run interesting programs. The color, graphics and sound capabilities are outstanding. Recently another capability was added to its inventory of interest holders — *speech*. Yep, now your Color Computer can talk to you.

Voice packs using the Votrax SC-01 synthesizer allow your Color Computer to speak words, phrases and numbers contained in or generated by BASIC programs.

Jarb Software has released a program which uses the capabilities of the talking CoCo to improve the basic math skills of the user. Called *Color Math Practice*, it offers the choice of doing addition, subtraction, multiplication or division problems.

The addition/subtraction problem sets consist of 18 problems appearing in different formats. Sometimes the problems are presented in a vertical format:

$$\begin{array}{r} 23 \\ +11 \\ \hline \end{array}$$

Other times the problems are given in a horizontal format:

$$23+11=$$

DYNAMITE+™

"THE CODE BUSTER"
disassembles any 6809 or 6800
machine code program into beautiful source

- Learn to program like the experts!
- Adapt existing programs to your needs!
- Convert your 6800 programs to 6809!
- Automatic LABEL generation.
- Allows specifying FCB's, FCC's, FDB's, etc.
- Constants input from DISK or CONSOLE.
- Automatically uses system variable NAMES.
- Output to console, printer, or disk file.
- Available for all popular 6809 operating systems.



FLEX™ \$100 per copy; specify 5" or 8" diskette.

OS-9™ \$150 per copy; specify 5" or 8" diskette.

UniFLEX™ \$300 per copy; 8" diskette only.

For a free sample disassembly that'll convince you DYNAMITE+ is the world's best disassembler, send us your name, address, and the name of your operating system.

NEW

**CoCo
OS-9
VERSION**

\$59.95

DISASSEMBLES OS-9, FLEX, DOS FILES

Order your DYNAMITE+ today!

See your local DYNAMITE+ dealer, or order directly from CSC at the address below. We accept telephone orders from 10 am to 6 pm, Monday through Friday. Call us at 314-576-5020. Your VISA or MasterCard is welcome. Orders outside North America add \$5 per copy. Please specify diskette size for FLEX or OS-9 versions.

Computer Systems Center
13461 Olive Blvd.
Chesterfield, MO 63017
(314) 576-5020



UniFLEX software prices include maintenance for the first year.

DYNAMITE+ is a trademark of Computer Systems Center.



FLEX and UNIFLEX are trademarks of TSC.
OS-9 is a trademark of Microware and Motorola.

Dealer Inquiries welcome.



Sometimes the formats are varied:

$$23+ = 34$$

All numbers and answers are positive whole numbers. An automatic difficulty level has been incorporated in the program which increases the level of difficulty as problems are properly answered and decreases the difficulty as a consequence of wrong answers. At the end of the program, the student is given a level number which the computer asks for when the program is run.

This varying difficulty level makes the program appropriate for a wider range of grade levels. Both my second and fifth graders were challenged as the computer raised the level of difficulty to their working level. At the lowest level, the numbers will be between one and 15 while at the highest level they will be between one and 1472. The number (level factor) between 1.0 and 4.9 does not relate to any grade level.

The multiplication/division problem set consists of 16 problems also appearing in different formats. You specify the largest multiplication table (up to 99) you want used in the problems.

Another nice feature of the program is the ability to choose how you enter your answers. The choices are:

Right To Left — like you would do the problems on paper or, Left To Right — like you would write the answer if you already knew it.

The Right To Left method is recommended for addition/-subtraction problems as it allows you to work with one column at a time. When using this method of answer entry,

the right arrow key functions as a backspace key. The Left To Right method is recommended for multiplication /division problems as it is the normal way of inputting a known answer. In both methods the CLEAR key will clear the answer line and let you start to enter your answer again.

Well, that's how it works mechanically, but how does it perform? Does it hold the students' attention and challenge them enough so that they *use* the program?

Since this is an educational program, I'll give it a grade of B+. On the positive side, the mechanics of the quiz are excellent. The challenge of *Color Math Practice* caused by raising the difficulty level keeps the program interesting to the user. It also makes it a versatile teaching reviewer since it can be used with children of different grade levels. The use of speech is unique. Voice rewards are given for the correct answers. The slightly electronic, Swedish East Coast voice says one of a series of rewarding phrases "Yes, that is correct"; "Super, that is perfect"; "OK, nice going" and other rewarding praises when the correct answers are given. When the answers are incorrect, Uncle Sven says "That is wrong"; "Sorry, you are wrong"; "No, practice makes perfect", etc. The varying presentation format adds another challenge to the exercise.

On the negative side, the introduction to *Color Math Practice* is spectacular. It uses the full range of capabilities of the CoCo to present the program title. Unfortunately, in the program there is little such "flash" to hold the students' interest. No color, no sound. The number/character set shown on the screen is the standard Color Computer's black numbers on the green background.

While *Color Math Practice* greets the student with his name after it is entered, it is not used in the program. It would be easy to add the user's name in the response after the question is answered. "Sorry, Bonnie, that is wrong" would be better than the impersonal verbal response given.

Another addition I would like to see is the giving of a score at the end of a group of problems. While this may be difficult with the program varying the difficulty of the problems, a score at the end of each session would give the pupil a "target" to beat on the next round.

Overall, the pluses of *Color Math Practice* greatly outweigh the deficiencies. It makes the tedious task of reviewing math problems fun.

(Jarb Computer Products, 1636 D Avenue, Suite C, National City, CA 92050, requires 32K Extended and Votrax Voice Pak, \$32.95)

ATTENTION CANADIANS

Kelly Software Distributors Ltd.
is Canada's **oldest** and **largest** distributor
of Color Computer software.
We carry just about **everything** for the
CoCo.

We are experts and we can answer your
software and hardware questions.
Please call or write for your **free** catalogue.

Kelly Software Distributors Ltd.
P.O. Box 11932
Edmonton, Alberta
T5J 3L1
(403) 421-8003



16K ADVENTURE GENERATOR TAPE \$19.95
Create your own adventure with this program. Should be familiar with proper basic syntax to use. Writes adventure game directly to tape.

16K ADVENTURE STARTER PACKAGE ... TAPE \$14.95
Three graduated adventure games designed to guide you from beginner to tackling the expert level adventure games with confidence.

SOFTECH
P.O. BOX 3330
Cheyenne, WY 82003

Hack Away With Johnson Utility Packages

By Gerry Schechter

To say that the OS-9 operating system is a sophisticated and powerful one would be an understatement. Despite this, no software is perfect or complete so there is always room for improvement. Usually these improvements fall into the "wouldn't that be handy" category of utility-type functions. Sometimes, though, they fall into the "how could they have left that out" category.

Such is the case with a new set of OS-9 utility packages recently introduced by D.P. Johnson. These new packages, known as *SDISK*, *BOOTFIX*, *Filter Kit#1*, and *Hacker's Kit#1*, run the gamut from nice-to-have, to have-to-have utilities. Together, they will allow you to do just about anything you can think of with your OS-9 system. Since we have a great deal to cover here, I will not be giving you all the details of each of these packages. Instead, I will give you just enough of a description to whet your appetite and give you the general flavor of them.

The *SDISK* package will allow you to access any type of OS-9 disk format. This includes 35-, 40-, and 80-track drives, single- or double-sided drives, single- or double-density formats, all with your choice of six, 12, 20, or 30 millisecond stepping rates. In order to accomplish this, there are several other programs included. The *DESCGEN* program is the one that you will use to generate your new disk device descriptors. These descriptors tell OS-9 what type of disk drives you have, and all you have to do to generate them is to answer a few simple questions. By combining this program with the OS-9 *SAVE* and *OS9GEN* commands, it is a simple matter to create a new OS-9 Boot disk with your new device descriptors in place. The other program included here is *SFORMAT*, which is a replacement for the OS-9 *FORMAT* command, that will allow you to format a disk in any of the above-mentioned configurations. Even if you have standard RS disk drives, you can get them to step at 20 milliseconds. This not only allows them to run faster, but also quieter. In fact, you will not believe that they are the same old drives you are used to.

The *BOOTFIX* package, actually only one program, will allow you to create a bootable double-sided OS-9 disk. It does this by rearranging the OS-9 Bootfile to where the bootstrap program expects it to be. I was unable to verify this, since I do not have double-sided drives, but if the performance of the other programs is any indication, I'm sure that it works.

The *Filter Kit#1* consists of 12 different programs. Most of them can be used by themselves, but their real power is exploited by using OS-9's I/O redirection and pipes capabil-

ities (more on this later). Very briefly, these programs are as follows:

- LS* — lists filenames, one per line, with several selection criteria
- BUF* — reads standard input until EOF and then writes to standard output
- CP* — copies files from one directory to another
- DL* — deletes files
- FLIST* — lists files
- INFO* — displays information about files, such as date, bytecount, and attributes
- MV* — moves filenames, but not the files, from one directory to another
- PAG* — lists files with formatted output, including page numbers, margins, and heading lines
- REMOVE* — removes filenames, but not the files, from a directory
- SELL* — changes the owner number of files
- SETAT* — changes the file attributes of files
- SORT* — sorts a list of filenames

No big deal, you say. How about a few examples of using them along with I/O redirection and pipes? Let's copy all of the files in the current directory to another directory:

```
LS ! CP /DI/NEWDIR
```

Now, let's print an alphabetical listing of all of the files in the current directory.

```
LS ! SORT >/P
```

GRAF PLOT

URNS THIS INTO THIS

4849 3838 8782 4492 1117 2282 4098
 4921 9521 3242 1111 8988 4798 7872
 9294 4848 9927 1918 8888 2480 4227
 4474 4992 4782 7831 7788 2548 1327
 2428 7443 1617 5987 8973 2872 2735
 2737 7548 1617 7098 2322 1518 8848
 4424 8928 6122 8834 8936 2725 7936
 4145 1984 2322 2627 2827 8755 2217
 7887 2543 9472 4444 9840 8477 2358
 2148 3457 6443 7888 2888 7887 8745
 4424 9542 2489 2221 4788 1144 8745
 4424 6488 8990 2221 8784 2888 8848
 9578 2257 4424 9821 6423 2324 1243
 2254 4478 3245 8971 8444 4442 8887
 7724 9213 7288 5234 8732 8577 8884
 4788 8217 7845 7874 8444 2547 4442
 2254 2548 8432 7742 8098 2484 6779
 2224 7478 2454 9824 2458 8748 4887
 9445 4444 8778 2424 8787 4777 8884
 4447 4558 4458 2544 2458 8748 7884
 7888 4445 4345 2324 8788 2222 9020
 2222 9777 2345 8744 8444 8748 2344
 9424 7847 4444 8424 3424 2447 8424
 4424 4558 4247 8445 8723 4244 2344
 4424 2424 2389 4387 4787 4578 2489
 5787 4747 9524 7788 4424 8884 8884
 3424 7774 4784 7884 8884 4544 2344
 2254 8474 8844 8884 8884 8884 8884
 4558 8787 8444 2478 4374 8784 4773
 3457 5784 7458 3448 4374 8884 8744

GRAF PLOT turns dull rows and columns of numbers into dazzling high resolution graphs in minutes. Perfect for business, personal, educational, scientific and engineering applications.

- * NO RISK! MONEY-BACK GUARANTEE!
- * FREE R/S SCREENPRINT PROGRAM!
- * FULLY AUTOMATIC OPERATION!

"A great package gets even better ... totally impressed ... equally useful in the home and office ... meticulous, hand-holding documentation ... very easy to use" RAINBOW, 6/84 & 7/83
 "A high quality product ... slick presentations" Hot CoCo, 8/84

- * Universal Screenprint Loader for non-Radio Shack printers.
- * Full ASCII upper and lower case in 4 on-screen labels.
- * 9 graphing symbols with unlimited overlay of data.
- * Full function data editing: add, change, delete and sort.
- * Graphs and data output to screen, printer, tape or disk.
- * Calculates user-defined functions, moving averages (binomial smoothing), cumulative totals and integrals (areas).
- * Saves completed graphs for instant reloading.
- * Works with all CoCo models - requires Extended BASIC.
- * Disk Only: display or print directory, kill or rename files.

16K TAPE - \$35.00, 32K TAPE - \$40.00, 32K DISK - \$45.00 (US)

ASK YOUR DEALER FOR GRAF PLOT OR ORDER DIRECT FROM:

HAWKES RESEARCH SERVICES, 1442 SIXTH ST., BERKELEY, CA, 94710
 YOUR PERSONAL CHECK IS WELCOME! SHIPMENT WITHIN 48 HOURS!
 \$3.00 SHIPPING ON ALL ORDERS. CA. RESIDENTS ADD SALES TAX.

Now how about printing all of the files in the current directory in a neatly formatted listing?

LS ! FLIST ! PAG >/P

Are you getting the idea behind all of this? The combinations and permutations are almost limitless and boggle the mind.

The *Hacker's Kit#1*, as its name implies, is for the advanced (and/or brave) OS-9 user. There are several programs in this package and, as the documentation mentions, you will need a fair knowledge of assembly language and the inner workings of OS-9 to fully utilize them without crashing your system. *DISINP* is a disassembler, which you can use to find out how things work in OS-9. For example, to disassemble the DIR command, you would enter *LIST /D0/CMDS/DIR ! DISINP*. *Filter* filters out all occurrences of a given Hex value from a file. For example, to remove all carriage return characters from a file and create a new file, you would enter *FILTER 0D <OLDFILE> NEW FILE*. *Memlist*, will list the contents of any memory address in unformatted binary. Normally, you would pipe the output from this into the OS-9 DUMP command, so that *MEMLIST 0 200 ! DUMP* will give you a Hex dump of the first 200 Hex bytes of memory. *MEMLOAD* will load from standard input (the keyboard) into memory at the absolute address you specify until an EOF is encountered or your system crashes, whichever comes first. Usually, you would redirect the standard input to a file so that *MEMLOAD 2000 </D0/OS9BOOT* would load the OS9BOOT file into memory starting at Hex location 2000. *Rewrite* will write to a file starting at the Hex offset that you specify. In other words, you can replace only a portion of a file with this command. You could use this, for example, to patch your OS9BOOT file if you really know what you are doing. *Split*, the final program in this package, will split (what else?) a file into multiple files. Here you specify how many bytes or lines from the input file are to be copied into each of the output files. This can be very handy when you want to split up a large file for easier editing.

I have only scratched the surface of what you can do with these marvelous programs. During the time I had them for review, I had no problems at all with any of them. The documentation provided does an adequate job of describing the uses of the various programs but, as is often the case, I thought that there should have been a few more examples of their use in some cases. To be fair though, the documentation does suggest that you re-read your OS-9 manuals in order to fully understand what's going on.

SDISK and *BOOTFIX* are a must if you have non-standard disk drives. *Filter Kit#1* will give you a lot of handy capabilities, and should be considered by all. *Hacker's Kit#1*, on the other hand, is not for the uninitiated, and will be of little or no value to you unless you really have a firm grip on the inner workings of OS-9. Of course, if hacking is your thing, then by all means buy it and have fun.

(D.P.Johnson, 7655 S.W. Cedarcrest St., Portland, OR 97223, 64K/OS-9, *SDISK* \$29.95, *BOOTFIX* \$9.95, *SDISK & BOOTFIX* \$35.95, *Filter Kit#1* \$29.95, *Hacker's Kit#1* \$24.95)

OS-9 Disk Fix And Utilities — Disk Utilities And Then Some

By Gerry Schechter

As with any new operating system, in this case OS-9, there is always a shortage of good utility programs at first. With the ever increasing number of CoCo owners today, it is usually only a matter of time before new programs become available. Utility programs, in general, fall into one of two categories. They either add features that were left out of the operating system or they greatly enhance existing ones.

OS-9 Disk Fix and Utilities is a set of programs that falls into both of the above mentioned categories. It consists of six utility programs and several other files that make it easy to change your disk device descriptors (more on this later). I will first describe the various utility programs and then the procedure for changing the disk device descriptors, so here goes. . . .

The *DIRCOPY* program is a disk-to-disk copying program that will really simplify the copying of files from one disk to another. This program has many options which are as follows: The Confirm Copy will first display the filename to be copied, and then wait for a "yes" or "no" response to see if you want to copy the file or not. The Enable Automatic Rewrite will automatically delete and then copy any file that already exists on the output disk. If you do not choose to use this option, you will be prompted to see if you want to rewrite the file. The Enable Sub-Directory Copying will automatically copy files from the input disk that are found to be part of a sub-directory. If you do not specify this option, these files will be excluded from the copying process. The Sort Directory will first sort the filenames on the input disk into alphabetical order before any copying takes place. The Copy Only Outdated Files will only copy those files from the input disk that are newer than existing ones on the output disk. This can be very useful in making up a master backup disk since only those files that were updated since the last backup will be copied, thus saving time.

DIRCOPY also has an interactive mode of operation. In this mode you can decide which files you want copied, and the order in which they will be copied, before the actual copying takes place. The important thing here is that with the exception of the Confirm Copy option, the use of the interactive mode does not in any way preclude the use of any of the other options.

The *PATCH* program will allow you to inspect and/or modify any file on disk. It, too, has many options. These include a Find command to locate a hexadecimal or ASCII string in the file, commands to move back and forth through the file, and a Help command. It also includes a Verify command which will restore the header checksum and module CRC bytes in the file. This is a necessary feature, since OS-9 has these checks for a reason and you would get an error trying to load a file with a bad checksum.

The *FILELOOK* program is an easy-to-use program that will simply display the size, type, revision number, and name of any modules contained in a disk file. I'm not sure why you would want to know this information, but I guess it's nice to know that you could find it out.

The *COMPARE* program will compare (what else?) any memory resident module against a disk file on a byte-for-byte basis. This can be useful to make sure that you have loaded or saved a file without any errors. You could also use it to make sure that you have modified a file properly by making sure that they do not compare at the appropriate location.

The *NEWFMT* program is an updated version of the *FORMAT* program supplied with OS-9. The difference here is that you can format disks with up to 40 tracks, as well as double-sided ones.

The final program is *DMODE*. This is the one that you would use to change your disk device descriptors. It will allow you to display and/or change the number of sides on the disk, the number of tracks, the stepping rate of the drive, and whether or not the write verify function should be turned on.

The other files on the disk are included to help you create a new *OS-9 BOOT* disk with the changes that you made with the *DMODE* program. One of these files is a new *CCDISK* module, which will accept non-standard values for the disk device descriptors (unlike the one provided by Radio Shack). The other files are just OS-9 procedure files which help automate the process. Creating a new *OS-9 BOOT* disk is a relatively easy process, although it does take about 20 minutes on a two-drive system. If you have a single drive system, you could probably figure on about 45 minutes because of all the disk swaps required.

Since I have a standard Radio Shack disk system, I was only able to change the stepping rate, from 30 m.s. to 20 m.s., when I created my new *OS-9 BOOT* disk. However,

when I finally booted up my new disk, I was pleasantly surprised. Not only were my disk drives running faster, but they were also running quieter.

OS-9 Disk Fix and Utilities is a fine example of a "package" of useful utility programs. Since they are the only utilities of their type that I have ever used, I cannot comment as to whether they are better or worse than others. I can say, however, that I had no problems at all in using any of them. The documentation provided clearly explains how to use each of the programs, although it does assume that you are familiar with your OS-9 system. The disk it comes on can be easily backed up and, in fact, after you have created your new *OS-9 BOOT* disk, you will already have three extra copies of the programs. If you are looking to start up your collection of OS-9 utilities, this package deserves careful consideration.

(Computerware, 4403 Manchester Ave., Suite 102, Box 668, Encinitas, CA 92024, 64K/OS-9 disk \$29.95)

SEE YOU AT
RAINBOWfest
Princeton
Sept. 28-30

FLY at MACH 2!

F-16 Instrument Flight Simulator

DON'T CHUG AROUND AT 90 KNOTS WITH OTHER SIMULATORS. F-16 FLYS MACH 2.6, IS FULLY AEROBATIC, VERY REALISTIC.\$21.95



DESCENDERS

100% ML FOR RADIO SHACK® LPV7, DMP100, TDP-1, AND GORILLA BANANA®.\$17.95

TSPPOOL

100% ML SOFTWARE SPOOLER FOR TELEWRITER-64® ONLY. INCLUDES DESCENDERS.\$24.95

TELEWRITER-64

THE BEST CoCo WORD PROCESSOR AVAILABLE TODAY!
TAPE.....\$49.94 DISK.....\$59.95

AUTOKEY Repeat

ALL KEYS REPEAT WHEN HELD - SHORTENS TYPING & PROGRAMMING TIME.\$9.95

SAVE \$\$\$ TYPE IT IN YOURSELF - BASIC LISTING TO CREATE AUTOKEY.\$2.95

CALL (813) 321-2840 9-5 PM EST FOR ORDERING OR INFORMATION



KRT Software Inc.
P. O. Box 41395



St. Petersburg, Florida 33743

The

ORACLE II

The Ultimate CoCo Monitor.



The ORACLE II is not a rehashed monitor program adapted to the CoCo, but a state of the art monitor designed to compliment the CoCo and its unique abilities.

Compare some of our features:

- 64K Compatible - the ORACLE II can relocate itself and its monitor screen above disk basic.
- Single Stepper - a single variable speed stepper that allows you to step both rom and ram.
- Disassembler -
- Graphics Support - allows you to step a program while watching any graphic screen, in any graphic mode, and toggle between the monitor screen and back, with one key.
- ASCII/hex search-up to a 10 byte search.
- Full screen display and editing of memory.
- Over 40 commands.

CoCo disk or tape (both versions included) \$35.95
Spectral or FHL Flex version 45.95
(+ \$2.00 shipping and handling)



MICRO MAGIC

P.O. BOX 142, SUMNER, WA 98390
(206) 863-8762
(24 Hours)



Disk Utility Is Very Handy

If you're like me, you've got lots of files on your disks and they've ended up in no particular order. When you find that a disk is full, you save to another disk. Pretty soon you end up with lots of files that you don't need and you have to go from disk to disk to find one you do need. A lot of my files are text, and to see what they are I've had to load a word processor and examine them. Then there's the slow backup and disk formatting operations. When you see what Spectrum's *Disk Utility* can do, you'll know why it has proven itself very quickly at my house.

Disk Utility reads the directory on a disk and then gives you many options in handling the files. You don't even have to type filenames; just move the list up and down with the arrows until you find the right file. You can examine files (great for text, not so hot for BASIC programs, nearly useless for machine language files), change filenames, kill files, and even rearrange the directory to put the files in any order. (If copying disks to tape, this will let you specify the order the

files should be in on the resulting tape.) Another function gives information on the size of files, what type they are and the loading addresses. When finding a program you want to run, simply press two keys and *Disk Utility* loads and executes it for you.

Disk Utility can also format and backup disks faster than Disk BASIC's own *BACKUP* and *DSKINI* routines. You may have noticed that when you do a *DSKINI*, the system starts at track zero, works its way up to track 34, then runs the head back to zero and verifies the new tracks. *Disk Utility* simply goes up to 34 on the first pass and then works backward to zero on the second. Backups are that much faster as well; *Disk Utility* switches between disks much less often, so on a single drive system you only have to swap disks four times instead of eight.

There's also a set of "super utilities;" a copy program that makes it easier to move files around, a kill routine that lets you delete old files very quickly, and a user information routine that lists the details on all the files on a disk and does it to either the screen or the printer.

If you do any serious work with disks, get *Disk Utility*.

(Spectrum Projects, Box 21272, Woodhaven, NY 11421 or Box 9866, San Jose, CA 95157-0866, \$24.95 plus \$3 S/H)


— Ed Eilers



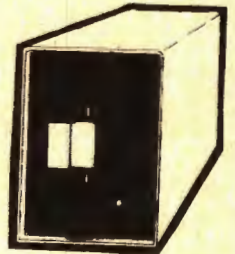
The HUL Keyboard is generally preferred by many touch typist in that it feels like many electric typewriter keyboards. It does require the cutting of one plastic post for installation but mounts in a nice recessed position. This is Jeff's favorite Keyboard. Please specify board revision on this model, or call us to help you determine it \$79.95



The Macatron Premium Keyboard is preferred by many programmers because it uses the Alps keys as used in the Model IV, as well as many other computers. This is Al's favorite keyboard because of that. This model requires no post cutting but the board revision should be known \$79.95



The Key-tronic Keyboard is the newest keyboard from a very old Company. This keyboard has no comparison and is by far the best. No cutting required, no need to know your revision board. It is higher priced, and worth the extra cash \$89.95




Tandon Disk Drives are the best and most dependable drives known today. They are currently being used by the top micro-computer manufacturers including the one that made yours in their higher priced units. Double headed drives are set up to run like 2 physical drives on the Co-Co so they are fully compatible just like the single sided drives with your DOS. So if you in the drive market, try a little quality. You will be glad you did.

TANDON SS/DD 40 trk TB100-1 without case \$100.00
TANDON SS/DD 40 trk TB100-2 without case \$79.00
TANDON SS/DD 40 trk Half Height Drive without case \$149.00
TANDON SS/DD 40 trk Half Height Drive without case \$219.00
Single case for TB100 series with drive purchase \$50.00
Deal case for Half Height Drives \$75.00
Deal case for Half Height Drives \$90.00
2 drive cable for the above drives \$30.00
Driver Controller for Co-Co (limited supply) \$125.00
Complete Drive 0 (DRIVE/CASE/CABLE/CONTROLLER) \$349.00
DRIVE 1, 2, 3 (DRIVE WITH CASE) \$219.00

a Serial/Parallel Interface for the Radio Shack™ Color Computer. Our Interface allows your CoCo to connect with most, currently manufactured, printers and offers such features as:

- Switch selectable baud rates from 300 to 9600.
- Switch selectable printer or modem operations.
- Elimination of recableing. It comes cabled with standard "DIN" connectors for CoCo and Modem. Also "Centronics" standard 36 pin connector for printers.
- Self contained Power Supply and Cord.

Radio Shack™ is a registered trademark of Tandy Corp.



\$74.95

C. Hob Printer

8510



\$349.

Prowriter 8510 printer 120 CPS 9" parallel \$340.00
Okidata 82A printer 160 CPS 9" parallel \$479.00
64K Upgrade Kit with instructions for all boards \$62.95
Verbatim Diskettes SS/DD Datatype (box of 10) \$25.95
Verbatim Diskettes SS/DD Verax (box of 10) \$19.95
PBH Serial to Parallel Adapter \$74.95



SS/DD \$25.95

COMPUKIT CORPORATION

Ordering Information

Use our Watts Line to place your order via Visa, MasterCard, or Wire Transfer. Or Mail your payment directly to us. Any non-certified funds are held until proper clearance is made. C.O.D. orders are accepted, as well as purchase orders from government agencies. Most items are shipped off the shelf, with the exception of Hard Drive products which are custom built. UPS ground is our standard means of shipping unless otherwise specified. Shipping costs are available upon request.

1-713-480-6000 Order Line 1-800-231-6671
16206D Hickory Knoll, Houston, Texas 77059

Experience Versatility With *NEWBASIC*

"What's wrong with old BASIC?" I asked myself as I proceeded to boot up the latest review candidate. I *LOADMed NEWBASIC* and, as I reached for the instruction manual, I noticed the screen flash as the program self-executed and self-inversed video. It looks like we are off to a good start.

"That's all very nice," I said to myself, "but what does it do for me (and all other users)?" To find out, I had to read the instruction manual. While reading the clear, concise instructions, I realized what a versatile and useful program I had just loaded into my CoCo.

The program name is *NEWBASIC*, I would call it "DOS SUPPLEMENT." The program gives you the commands for Disk BASIC that Microsoft left out for CoCo. You could say it is like a "tool kit," but a lot less confusing and easier to use.

After one evening with *NEWBASIC*, I wanted to see if it could not be made part of resident DOS by changing the chip. Later, I discovered the program is not compatible with all other M/L programs.

After loading *NEWBASIC*, you will find that all of your traditional commands still function as expected. First, let's examine the additional command words or toggles.

INVERSE ON or OFF, the default is ON so that you have a black screen at start up.

CLICK ON or OFF, the default is ON so you will hear a speaker click for each key pressed.

BREAK ON or OFF, the default is ON but if you wish to disable the BREAK key then BREAK OFF is the direct command.

UNDERLINE <COLOR> or OFF, the default is OFF but you may select colored underlines on the text screen with the UNDERLINE 6 direct command.

WRAP ON or OFF, the default is ON. This command is similar to word wrap of many other programs.

ECHO ON or OFF, the default is OFF because everything displayed on the screen is ECHOED to the printer. (Faster than *POKE111,254:DIR* to get a quick directory hard copy.)

PAGE ON or OFF, the default is OFF but if on, it prevents the screen from flying by if your display is longer than 15 lines. The PAGE ON function requires a key press to advance to the next screen full of text.

LOWER ON or OFF, will control the printing of lower-case letters on the screen.

That concludes the list of ON/OFF command toggles, but leads us into the good stuff.

Type in RAINBOW from the command line and it will give you the byte count of a program in memory.

The HIDE DIR and FETCH DIR commands followed by the drive number will write and retrieve a duplicate directory on your disk. It's a lot easier than repairing your directory the long way.

SPEED=<NUMBER> allows you to specify the screen printing speed within a range of 100 (slow) at 250 (the fastest). The default value is set at 250.

If you are using communication files, word processor files or need to see something in a BASIC program, just type FILELIST (FILENAME) to see the file displayed on the screen. Add ECHO ON, and finish with a quick hard copy, all without leaving your current tasks.

If you have ever wondered what the addresses were on those M/L programs, just enter the command FILEINFO (FILENAME), and you will be treated with the starting, ending and executing addresses and the length.

If you want to know what is in memory, type DUMP (Hex ADDRESS) and the memory contents are displayed on the screen from that address on up. The screen scrolls in this mode but any key will pause and pressing the BREAK key will abort.

If you ever need to get out of *NEWBASIC*, (Reset won't do it) just enter the command BASIC.

For those of you who want to use graphics, try SSET and SPOINT. They behave like set and point but in the semigraphics mode. (That's how they do the underlining).

NAME and COMMENT are some of my favorite commands. Those commands allow you to put a volume name on each disk and a 14-character comment line behind each filename on the directory display.

Even the serious programmers can use error trapping routines such as: ON ERROR, GOTO, (LINE NUMBER), PRINT ERR, PRINT ERL, ERROR (NUMBER) or RESUME.

Last but not least, 10 programmable keys with various default values, i.e., DIR, SPEED, UNDERLINE, RUN, FILEINFO, etc. These values can be changed at any time from the keyboard and are invoked by pressing the down arrow and a number key zero through nine. This is my only problem with *NEWBASIC*. I don't know how to change the key defaults permanently, or at least save them to a file that can be appended to *NEWBASIC*.

After reviewing *NEWBASIC*, I now have a list of four programs that I consider outstanding. All disk users should consider the purchase of this versatile utility.

(Valley Micro Software, 801 W. Roseburg Ave., Suite 200, Modesto, CA 95350, \$34.95)

— Ed Sehlhorst

—	\$ LOTTO PLAYERS LOTTO \$	—
—	LET YOUR TRS-80 COLOR COMPUTER	—
—	SELECT YOUR NUMBERS—TAPE ONLY	—
—	SEND \$5.95 CHECK OR M.O. TO	—
—	RAM 1088 POPLAR TREE DRIVE	—
—	ANNAPOLIS MARYLAND, 21401	—
—	FREE WITH EACH ORDER FREE	—
—	PICK 3 & PICK 4	—



Create Tailor-Made Disk Jackets With *UTILITY 1*

Lost some disk jackets lately? How about creating your own with your own printer and printer paper? *UTILITY 1* is a disk utility that uses any printer capable of condensed print (132 or more columns) to print a file allocation table (FAT) and directory on a sheet of 8½ x 11-inch paper. The idea is to fold and glue the sheet of paper into a disk jacket with all the disk's appropriate information already printed on the jacket. The process is really quite simple. After loading the program, entering your supplied password and a title for the disk, the program continues to print the FAT in decimal and hexadecimal numbers, the directory, and a whole lot of advertising. The paper is then removed and folded at the pre-printed dots on the paper and glued together at the folds to form a disk jacket that is capable of holding up to four disks if need be.

The printout is a little hard to read at first. The FAT entries are printed vertically, i.e., if granule 0 contains a 255, the 255 is printed one digit on top of the other, all the way across the page for all 68 granules, with reference markers showing which granule number you are looking at printed underneath. The hexadecimal version is done the same way just underneath the reference markers. Rounding out the remainder of the front side of the disk jacket, taking up the

top half, is some of YGS's advertising, along with an order form to mail. Pretty sneaky, and it makes for a cluttered looking jacket cover. On the other side, the directory entries start with the disk name at the top and two columns of listings. The listing is well done, showing the program name and extension, type (BASIC, ML, etc.), ASCII or binary, the start granule number of the program in Hex and decimal, and the number of granules used by the program also in Hex and decimal. Each side of the listing contains titles with the columns explained in detail at the end of the directory listing. Also listed are any killed files still remaining as directory entries with a number sign in the first position of the program name, indicating the program has been *KILLED* and is possibly recoverable. At the end of this side of the jacket YGS has printed their name and address as well as a short advertisement.

The program disk comes supplied with *UTILITY1.BIN* and *PRINTER.NEW*. One note here. My disk for review also included *MAPI.BIN*, which was not mentioned in the manual at all. The manual stated that a password is supplied with the manual, but there was none to be found. It also states to *LOADM "UTILITY1.BIN"*, enter the password and continue. Since I had no password, the program would crash every time. Onward to more bold things. Try loading *MAPI.BIN*! It worked but had a different screen when it started than *UTILITY1* did.

PRINTER.NEW is a BASIC program saved in ASCII which contains all of the printer lines to be merged into a program in memory created out of *UTILITY1* (or *MAPI* in my case). The codes are initially set up for Epson printers, but can be changed to any printer by simply loading *PRINTER.NEW* and rewriting all of the printer codes. It's not that difficult, as almost all of the lines that use special *CHR\$* codes are commented to indicate which codes perform which functions. The program line numbers cannot be changed and must be resaved in ASCII as *PRINTER.NEW* (*SAVE "PRINTER.NEW,A"*) in order that it can be *MERGED* into memory later.

The manual is very brief and to the point. YGS seems to care about its customers, and includes notes on their service policy, user registration, warranty, testing, telephone inquiries, and of course, more advertising. Backups can be made, but not executed. The original disk must always be used to run the program, although it can be restored from a backup and run again if the original disk becomes non-usable.

YGS is offering *UTILITY1* free with any other purchase of the software they market, or a \$4 U.S. charge for shipping and handling that is required if the program is ordered on its own — well worth the price and a good original idea.

(YGS, P.O. Box 208, Brechin, Ontario, Canada L0K 1B0, disk \$4 U.S., \$5 Can.)

— Eldon Doucet

OS-9™ SOFTWARE FOR COCO

SDISK—Standard disk driver module allows the use of 35, 40, or 80 track single and double sided drives with CoCo OS-9 plus you gain the ability to read/write/format the standard OS-9 single and double density disk formats used on other OS-9 systems. **\$29.95**

BOOTFIX—To make bootable double-sided disks **\$9.95**

SDISK + BOOTFIX—when ordered together **\$35.95**

FILTER KIT #1—Eleven utilities used as filters (with pipes) to give you "wild card" directory lists, copies, deletes, moves, lists, pagination, etc. **\$29.95**

FILTER KIT #2—Command Macro Generator to build new commands by combining old ones, and 9 other utilities. **\$29.95**

HACKER'S KIT #1—Disassembler and memory dump/fill utilities allow you to disassemble OS-9 assembly code from disk or memory. **\$24.95**

Send SASE for current catalog.
Terms: Prepaid check, MO, Visa, Mastercard or COD.
Add \$1 S&H, (COD \$3 extra).

D.P. Johnson, 7655 S.W. Cedarcrest St.
Portland, OR 97223 (503) 244-8152
(We appreciate your calling between 9-11 AM Pacific Time.)

OS-9 is a trademark of Microware and Motorola Inc.

SEE YOU AT
RAINBOWfest
Princeton
Sept. 28-30

1983 unit sales	Jan	Feb	Mar	Apr	May	Jun	Jul	Aug	Sep	Oct	Nov	Dec	Total	Average	Best	Worst
Bach	136	139	119	161	130	104	84	121	95	115	75	161	1440	144	161	75
Chalone	120	170	152	170	182	102	89	157	162	129	64	158		144	182	64
Dolan	188	157	103	112	161	122	99	145	145	103				144	188	97
Feagan	105	94	127	115	157	97	61	132	113					144	174	61
Graham	135	135	183	116	151	104	86	149						144	183	63
Harpel	134	102	190	161	180	85								144		
Jordan	105	109	188	171	120									144		
Latour	112	128	124	129										144		
Lucido	158	110												144		
Phelps	167													144		
Prats														144		
Schaeferle														144	193	75
Taylor														145	190	88
Torres					131									1620	135	177
Turner				127	131									1635	136	190
Wehlen			145	142	154			137	125	106	60	151	1495	125	154	60
	2312	2166	2387	2321	2401	1699	1439	2276	2242	2011	1318	2631	25203		2100	

DYNACALC[®] FOR COCO DOS

NO OTHER OPERATING SYSTEM NEEDED!

THE BEST OF BOTH WORLDS!

available from



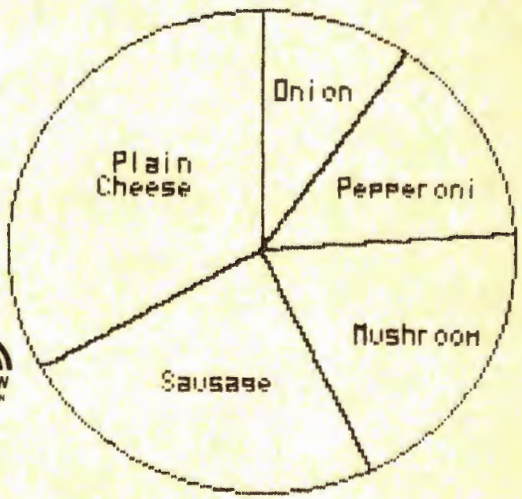
COMPUTER SYSTEMS CENTER
13461 Olive Blvd.
Chesterfield, MO 63017 USA
(314) 576-5020



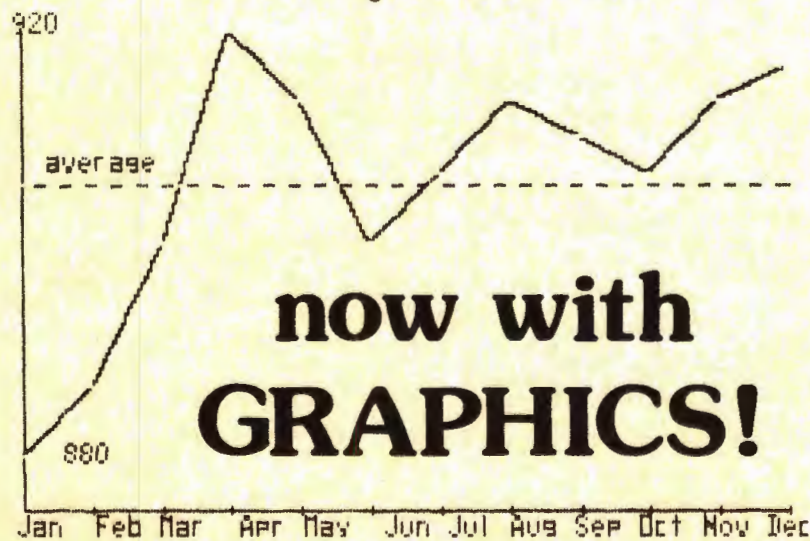
or your local DYNACALC dealer

NOW ONLY \$99.95

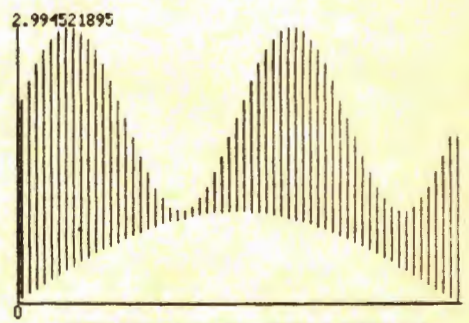
Price ~~\$150~~ postpaid in US & Canada.
Outside North America add \$10 postage.



DYNACALC Reg. U. S. Pat. Off.



now with
GRAPHICS!



CANADA
RGS MICRO INC.
759, VICTORIA SQUARE 405
MONTREAL H2Y 2J3
TEL: (514) 287-1563
ORDER LINE ONLY ***
QUEBEC - ONTARIO - MARITIMES
800-361-5338
WESTERN CANADA 800-361-5155



BUT... CHECKERBOARDS ARE FOR TABLECLOTHS!

THE LOWERKIT III FROM GREEN MOUNTAIN MICRO


Still cloaking your Color Computer in a checkerboard tablecloth? Since 1981, thousands of Color Computer users have uncovered their computer by discovering the Lowerkit — the first and best full-time lowercase and special symbols generation system for your Color Computer.

Why a Lowerkit? Because uppercase-only display is a relic of the user-unfriendly past. And because you can't really read a checkerboard excuse for lowercase display. Sure, software lowercase comes with a handful of commercial programs. But software lowercase gobbles up over 6,000 bytes of your precious memory. Even if you have 64K, you'll give up 10% of it for a simple lowercase display. And software lowercase vanishes when you change programs or turn off your computer.

Take 15 minutes. Put the Lowerkit in. A Lowerkit is simple, reliable — and it's always there. You flip on your machine, and Lowerkit's bold lettering greets you.

No tapes, disks or cartridges to load first. No compatibility problems; when you don't want it, you switch it off.

And now, the new Lowerkit III includes a reverse screen switch as well. Big, bright green letters on a black background.



Original Color Computer Display



LOWERKIT III Display (reverse video, too)

Three years ago, the Lowerkit made history and set the standard in Color Computer lowercase. For example, game and education programs from Sugar Software have Lowerkit display options. Spectrosystems' ADOS supports the Lowerkit; so does Cer-Comp's TextPro. Cartridge Scripsit looks beautiful with a Lowerkit. Spectrum Projects, Cheshire Cat and many others have developed beautiful alternate character sets which you can download from Micronet, burn into an EPROM, and snap into your Lowerkit.

Pull the checkerboard tablecloth off your Color Computer with a **Lowerkit**. The original. The standard.

Set New Standards with the New **Lowerkit III**

- Lowerkit III, assembled and tested, \$79.95
- Lowerkit III, complete kit of parts, \$49.95
- Lowerkit III, printed circuit board, \$20.00

Be sure to specify Color Computer or Color Computer 2.

ALSO AVAILABLE FROM GREEN MOUNTAIN MICRO

Color Burner with software, \$69.95 / \$56.95 kit

Micro Language Lab "Learning the 6809", \$99 (plus \$3.50 shipping and handling)

CoCoPort interface, \$49.95 / \$39.95 kit

RAM/ROM pack, \$29.95 / \$19.95 kit

64K Color memory upgrade kit, \$49.95 with *NEW* Memory Tester, \$54.95

Color Quaver, Software Music Synthesizer, \$19.95

Scroll-A-Roll software video text display, \$24.95

TV Buff II*, improved to handle virtually all monitors, \$14.95

*(Add \$2.50 shipping and handling)
Specify Color Computer or CoCo II

Green Mountain Micro

Bathory Road, Box R
Roxbury, Vermont 05669
802 485-6112

Hours: 9am-5pm, Monday-Friday

COD/VISA/MASTERCARD

TRS-80 is a trademark of Tandy Corporation



EDT — An Excellent Editor For Assembly Language Programming

Most editors and word processors are designed for general purpose use. Few are tailored for a particular job. *EDT* is an editor specifically designed for assembly language programming on the Color Computer. It features many useful aids for the programmer who is composing code at the terminal (hacking away). It won't function as a general purpose editor, so it might not suit the style of all programmers. But for straight code typing, it can't be beat.

EDT is supplied on disk with several copies of the program, which can easily be backed up to another disk. You can customize the loader to select a number of options, including printer page formatting and Baud rate, default editor options, disk track access rate, and default edit file name. The 51-page manual provides a comprehensive discussion of each option, and gives you a short introduction to using the system by working with sample text file. The manual concludes with a single page summary of the editor options, with page numbers of the full description serving as an index. The only problem with the manual is the attempt at a clever style of writing, which ends up being childish at times.

EDT offers most of the normal text editing functions. It is a full-screen editor and displays text on a high-resolution 51-character by 24-line screen. You can mark blocks of text and move, copy, or delete the blocks. You can search for strings (even using matching patterns) and replace selected strings.

In addition to these normal editor functions, *EDT* includes features for assembly language programming. Foremost is the screen format. *EDT's* normal mode keeps the cursor on the center line of the screen. This allows you to see 10 lines above and below the line you are working on. If you would rather have traditional scrolling from the top or bottom of the page, a single key stroke toggles the scroll mode. You can also easily switch between insert and exchange modes for text entry or editing.

EDT limits you to a fixed assembly language format. The space bar is transformed into a tab key to keep the program formatted in four columns for labels, opcodes, operands, and comments. Files are saved in a compressed format which uses the space character to represent the tab, rather than storing the displayed blanks.

Many of *EDT's* options assist you directly in working with assembly language programs. You can get a list of labels used in the program, or check to see if a particular label has been used. You can also find a particular label (jump to subroutine) and return from up to 10 levels of subroutines. This allows you to trace through complicated subroutine calls while editing the program. Normally you only find such capability in a symbolic debugger, while running the assembled code. A built-in Hex/decimal calculator does arithmetic in either base, and converts from one base to the other.

EDT has a number of features not usually found in inexpensive software. The program runs on a 64K CoCo and gives you every possible byte available for editing your

program. Even with the high-resolution screen, you have over 48K for your program. In addition, you can handle text files up to 21 grams long (almost 1/3 of a disk)! The program also checks to see that your printer is ready before trying to send data. This relieves the annoying "hang up" when you try to access a dead device. In addition, *EDT* allows you to type brackets, braces and backslashes, giving you the complete character set for Motorola 6809 assemblers.

EDT features load and save commands which allow you to work effectively with a library of subroutines stored in a single file. The save command allows you to append a portion of your current edit buffer to another file on disk. The append/load command will search a library for a particular subroutine. When it finds a specified label, it appends the text until encountering a blank line (used to separate subroutine blocks).

Sonburst Software has done an excellent job in producing an editor for assembly language programming. It offers a good level of user interaction, and provides the features most often needed for assembly language composition. You might choose to continue programming with an ordinary text editor, or with one of the limited line editors supplied with many popular assemblers. However, *EDT* represents a total approach to customized tools for the serious programmer. Combined with one of the many fine assemblers and debuggers on the market, you will have a winning combination for your battle with machine language.

(Sonburst Software, 233 S.E. Rogue River Highway, Grants Pass, OR 97527, 64K disk \$39.95)

— Stuart Hawkinson

STOCK & FUND INVESTING with the TRS-80* COLOR COMPUTER USE FUNDGRAF AND FUNDFILE

FUNDGRAF is a stock market analysis program that not only graphs and analyzes funds or stocks, but also makes decisions on when to BUY and SELL. Improve market timing using your COCO.

GRAPHS fund's progress (up to 200 weeks). SUPERIMPOSES for comparison: a line of constant percent growth or a graph of any other fund (or stock). CALCULATES over any time span: the percent price change and the moving average (any span). INDICATES BUY and SELL signals. FUNDGRAF requires 16 K ECB min.
16/32 K Tape \$49.95
16/32 K 5 in. Disk \$89.95
ADD \$2 handling on all orders.



FUNDFILE is a portfolio and account management program for securities. Manage single or multiple portfolios of stocks, mutual funds, bonds, money market funds, etc. FUNDFILE allows easy maintenance of all your records for accurate portfolio evaluation. NEW 32 K VERSION of FUNDFILE summarizes all transactions (dividends, interest, purchases and sales) between any two dates of your choice - weekly, yearly, etc. Categorizes interest and dividends paid as to tax liability (tax free, etc.) and capital gains as long or short term. Great for tax reports.

FUNDFILE REQUIRES 16 K ECB min. and 80-COL PRINTER.
5-in. Diskette only for 16 K ECB \$27.95
5-in. Diskette only for 32 K ECB \$37.95
ADD \$2 handling on all orders.



Write for free brochure for details. Dealer inquiries invited.

**PARSONS SOFTWARE, DEPT. G
118 WOODSHIRE DRIVE
PARKERSBURG, WV 26101**

Cribs, Nobs, Turnups And Heels — In Color

Mechanically, *Cribbage* by Aurora Computing is superb. It takes my \$1,000 computer and turns it into a deck of cards and a cribbage board.

Actually it does quite a bit more — it keeps score of the hand and of each player's "peg" during most of the game. It would seem that this program is more difficult to use than a deck of cards.

At the start of the game you are asked if you want to play another player or in two teams. You are then asked for the names of the players, which the program uses to keep track of the game. The next request is for your choice of having the cards printed to the screen or the printer. The screen option displays your cards for a time and then clears — you either have to write them down or have a much better memory than mine.

The game is conducted "by the book" and players indicate their play with card numbers. The computer does the during-play counting. After the hand, the more complex post-play counting must be done by the players. (If you have never played cribbage, look up the rules in an encyclopedia or a *Hoyle's Book of Rules* — the complexity will amaze you.)

The skill of the person who wrote this program is evident in the screen displays and the impressive graphics. But, the documentation is poor, at best.

If you are a serious cribbage player and you would like a new approach to the game, it may be worth the price and the aggravation of the documentation — but it will never replace a deck of Bicycle playing cards and a peg-board.

(Aurora Computing, 49 Brookland Ave., Aurora, Ontario, Canada L4G 2H6, \$14.95 tape)

— Glenn B. Knight

Scripture Quiz Package 'Helpful' To Youth

Quality Christian Software has continued issuing excellent Bible-oriented software with the latest offering being *3-Game Pack #3*.

This program's games are based on Bible study and they are well thought out, and nicely put together.

They would be excellent tools for the Bible class or a Sunday school. They also constitute a good drill for the Bible quiz members, if you have that activity in your church. At any rate, it is an opportunity to learn about the Scriptures in an easy and familiar way — the multiple choice quiz.

The *Sword Drill* program is a good way to sharpen your wits. CoCo picks out the Bible quotation and you must pick out the chapter and verse. It is a memory challenger. If you were wondering why it is called a *Sword Drill*, it is because St. Paul referred to the Bible as the "Sword of the spirit." (Eph. 6:17).

As with the other programs in this series, you set your own time limits — from a very brief instant to a longer period. This is what opens these programs to a wide range of ages. Even very young children can play with help, because there is ample time to think.

The second game on the tape is called *Who Did That?* Again, you get to choose the time limits but this time you are also asked to tell CoCo your name. All of these games give you the right answer and a beep if you miss or if time expires while you are still cogitating. You will get a congratulation message when you make a good score on the third game which is called *Bible Quotes #2*. The comments given after the game offer a goal for which the student may strive. This is a help to young people.

(Quality Christian Software, P.O. Box 1899, Duncan, OK 73533, 16K ECB tape \$10.99)

— Howard Lee Ball

CANADIAN PAYROLL OPTIONS 1-4, 4A & B & UTILITY 1 (C) 1983 BY YGS

RAINBOW; EXCEPTIONAL... EXCELLENT... SOFTWARE... EASY TO USE EVEN FOR NEWCOMERS TO COMPUTERS... A DEFINITE ASSET TO ANY COMPANY!!

OPTION 4

C.M.S.G. . IS FOR YOU..... NO CHANCE OF UNKNOWNIBLY LOSING DATA..... IS A SPECIALIZED PRODUCT..... MANUAL WELL ORGANIZED EASY TO FOLLOW!!

FEATURES
 *ALL PROVINCES & TERRITORIES*AUTO. B.I.N VALIDATION
 *FORMATTED SCREENS*FULL FORMAT TRAPPING ANY PRINTER
 *ANY PAY PERIOD*ATCHED CHEQUES *DETAILED PAY STUBS
 *TOTAL COST/DUTY ALLOCATIONS*YEARLY USER UP-DATABLE
 *ALL MEDIA TRANSFER*BACK-UPPABLE*PASSWORD PROTECTED

REQUIRES: 32K ECB COLOUR COMPUTER/TDP100/SINGLE DISK
 CONDENSED PRINTER MODE..... ONLY \$149.95 CDN
 (ONTARIO RESIDENTS ADD 7% P.S.T.)

CALCULATES
 *FIX OR MULTIPLE PAY RATES*O.P.P.*HEALTH*U.I.*MILEAGE
 *GROSS PAY ANY PERIOD*ACCUMULATED HOURS *EXPENSES

YGS IS ALL BUSINESS PD BOX 208
 VISA 1-705-484-8491 BRACHIN, ONTARIO
 4PM-9PM EST ONLY PLEASE LOK 130

SO. CALIFORNIA SHINES

RESIDENTS & VISITORS—WE ARE THE
 COLOR COMPUTER SPECIALISTS IN
LOS ANGELES. SOFTWARE,
 MODEMS, BOOKS, PRINTERS,
 MONITORS, ACCESSORIES

POLYGON CO.
 1316 Wilshire Blvd. • Suite 206 • Los Angeles, CA 90017
 (213) 483-8388

10KEY: A Numeric Keypad For Your CoCo

10KEY is a utility program that turns a portion of the CoCo keyboard into a numeric keypad. This program is written in relocatable machine code and will run on BASIC and Extended BASIC CoCos. *10KEY* is delivered on tape and is accompanied by two other programs: *GEN* and *DEMO*. The *GEN* program allows you to generate a customized version of *10KEY*. *GEN* works only on Extended BASIC CoCos. The *DEMO* program creates a bar graph from numerical data you enter. *DEMO* works on all CoCos:

The *10KEY* program, as delivered, loads into the top end of 16K memory. To test the relocatability of *10KEY*, I loaded the program with a 16K offset. *10KEY* operated properly. Once *10KEY* is loaded and executed, engaging or disengaging the program is accomplished by pressing the down arrow key. Each time the down arrow is pressed a tone is sounded to indicate the status of *10KEY*. The *10KEY* program delivered on tape uses the following keys:

Key 7	stayed	7
Key 8	stayed	8
Key 9	stayed	9
Key U	becomes	4
Key I	becomes	5
Key O	becomes	6
Key J	becomes	1
Key K	becomes	2
Key L	becomes	3
Key M	becomes	0

After *10KEY* is loaded, Extended BASIC users can save the program to disk or tape with the following statement: (C)SAVEM"10KEY",16128,16339,16298 ENTER. I mention this because the start, stop, and execute addresses are not in the instruction booklet. I easily found these addresses by examining the *GEN* program listing.

After loading and running the *GEN* program you can design your own custom numeric keypad. To be completely different, I set up my keypad on the left-hand side of the keyboard.

Key Z	became	0
Key 1	stayed	1
Key 2	stayed	2
Key 3	stayed	3
Key Q	became	4
Key W	became	5
Key E	became	6
Key A	became	7
Key S	became	8
Key D	became	9

The *GEN* program gives you the options of having key-clicks on: all the time, only when *10KEY* is engaged, or never. Using the *GEN* program, you can relocate the customized keypad to four areas of memory:

- 1) &H0600 (first graphics page for non-disk systems)
- 2) &H0E00 (first graphics page for disk systems)
- 3) &H3F00 (end of 16K)
- 4) &H7F00 (end of 32K)

I ran into one major problem in the *GEN* program. When I tried to save my custom keypad to the end of 32K, my CoCo locked up. I called program distributor Jay Hoggins. Sure enough, he found the problem. The *GEN* program does not protect the area where the keypad program is generated. A quick solution was to CLEAR 250,&H7EFF on a 32K CoCo or CLEAR 250,&H3EFF on a 16K CoCo before loading the *GEN* program. Jay is either going to add instructions to the program or modify the program to correct this problem. If you use the first graphics page to store your program, you cannot use any graphics.

GEN and *DEMO* can be saved to disk or tape using the *SAVE* and *CSAVE* commands respectively. The *10KEY* program cannot be saved on a Non-Extended BASIC CoCo because of the lack of a *CSAVEM* or *SAVEM* command. According to a letter I received, the company will provide a one-time custom *10KEY* program, at no cost, for Non-Extended BASIC users. This custom program must be requested.

Note: The *10KEY* program works only on BASIC and machine language programs that use the BASIC ROM input routine. You cannot input data with an *INKEY\$* type command.

The instructions that accompany *10KEY* were adequate and clearly written. Following the instructions, I had *10KEY* operating quickly.

10KEY is an inexpensive program that can make moderate to heavy numeric data entry easier. If you are in the market for a numeric keypad, but can't afford the expensive hardware, *10KEY* may be what you are looking for.

(Color Connection Software, 1060 Buddlea Drive, Sandy, UT 84070, tape \$17.95 plus \$2 S/H)

— Gabriel Weaver

QUESTION: Why buy a video game from a dinky little ad like this?
ANSWER: JUNGLE QUEEN has all 4 high-res screens (+ 4th screen intermission), & super sound. This 32k 100% ML game is just like the arcade!
TAPE-26.95 DISK-29.95/add 2\$post&hand
ZOSO SOFTWARE-6606 Skywae Dr.,
Columbus, OH 43229 *PS: Our 1st customers now will get big brakes later!

Bjork Blocks Gets An 'F' For Fun

By now, I guess most of you RAINBOW readers who are students are back in school. Just to get you acclimated to the academic life, we are going to review *Bjork Blocks* by giving it a grade. We are going to give it an "F." Is that good, or bad? You can never understand these modern report cards. In the case of *Bjork Blocks* the "F" stands for fun. The "F" could also stand for functional. By way of Moreton Bay Software, and Steve Bjork, we now have one of the most user-friendly graphic utilities available for any personal computer.

Steve Bjork is, in my opinion, one of the premier programmers of the CoCo, with such credits as *Zaxxon* and the *Sands of Egypt*. The manual states "*Bjork Blocks* was originally developed by Steve Bjork for his own use in developing screens for the games he writes." With this program, you too could be an expert graphics designer, or game writer, in a flash.

What Does It Do?

The first thing you notice after loading the auto-executing program from tape is the menu selection procedure, or lack

of it. The four menu options are selected by positioning a rectangular cursor over your choice with your joystick, or a mouse, and pressing the fire button. That's as complicated as it gets. The entire program is operated with one joystick.

The most complicated part of the program is understanding the difference between blocks and maps. The premise of the operation of *Bjork Blocks* is that most graphics data is actually repetitive. By defining a set of small 8 x 8 pixel "blocks" we can position these blocks anywhere on the screen, or "map" we wish. This concept allows storage of high resolution graphics with minimal memory usage. Only one block set can be resident in memory but you can have up to 10 maps.

The easiest way to explain this concept is to imagine that your joystick has a cursor that is eight pixels high and eight pixels wide. By touching your fire button you can capture the 8 x 8 block under the cursor. Moving the joystick control moves the cursor. Again by touching the fire button you can transfer the block that you captured to another part of the screen.

The manual states, "Each map is composed of 16 blocks horizontally and 24 blocks vertically. Thus one map is composed of 384 blocks. With a little imagination you can create an enormous number of different screens with the same block set."

One of the menu selections is "Convert a Picture." This feature converts an existing graphics screen to a block format. As a test I converted a picture from *GRAPHICOM*, another excellent graphics utility, to a binary file. *Bjork Blocks* converted the picture to a block format with about a

!!! FREE !!!



Learn
HOW to USE
YOUR Color Computer

**TRY ONE ON US
FREE
SAMPLE ISSUE
1-800-338 6800**

MON.-FRI. 9-5 E.S.T.

Color Micro Journal™

5900 Cassandra Smith Rd.
Hixson, TN. 37343

TEL. (615) 842-4600 • TELEX 558 414 PVT BTH

Subscription Rates

12 Issues a Year

- USA - \$12.50 per year.
- Canada & Mexico - \$19.50 per year
- Surface Foreign - \$24.50 per year.
- Airmail Foreign - \$48.50 per year

TM Color Micro Journal is a trademark of Computer Publishing Inc.



Peripherals Corporation

THE INTRONICS EPROM PROGRAMMER

Price: \$140.

NEW VERSION 2.5

- Plugs into ROM pack port.
- Now programs 8K X 8 EPROM in 15 Seconds.
- On board firmware included.
- No personality modules required.
- Will program most EPROM's.
- High quality zero insertion force EPROM socket.

Enclosed in Molded Plastic Case



Peripherals Corporation

SPLC-1 Lower Case

FULLY ASSEMBLED, TESTED & GUARANTEED FOR 90 DAYS

\$59.95

FOR THE COLOR COMPUTER & TDP-100

- TRUE LOWER CASE CHARACTERS
- NO CUTTING OR SOLDERING
- FULLY COMPATIBLE WITH ALL TRS-80C (SPECIFY REVISION BOARD) [NOT COMPATIBLE WITH COCO 2]
- INVERTED VIDEO AT A FLIP OF A SWITCH

YOUR SOURCE FOR THE COLOR COMPUTER

- *DRIVE 0 FOR COCO \$329
- *DRIVE 1 FOR COCO \$198

*GUARANTEED FOR ONE FULL YEAR

- DISK CONTROLLER FOR COCO \$139
- RS-232 PORT EXPANDER \$ 30
- POWER-ON L.E.D. KIT \$ 6
- FRONT RESET SWITCH KIT \$ 7
- LIBRARY CASE HOLDS 70 DISKS \$ 23
- NEW MULTI-COLOR RAINBOW DISKS .. \$ 25
- ELEPHANT DISKS SSDD \$ 23
- 8 PRIME 64K RAM-CHIPS \$ 50
- GEMINI 10X PRINTER \$299
- HAYES SMART MODEM 300 \$215
- F-A-S-T- UPGRADE SERVICES \$CALL!**

NEW SOFTWARE

OS-9BBS \$89.95

- MULTI-USER CAPACITY
- FASTER THAN MOST BBS's
- MULTI-TASKING (NO LONGER COMPLETELY TIES UP YOUR COCO)
- REQUIRES OS-9 AND BASIC 09

OS-9 40-Track Program \$24.95

- NOW OPERATE 35/40/80 DOUBLE SIDE, DOUBLE DENSITY DRIVES UNDER OS-9

64K Terminal Package \$19.95

- AFFORDABLE
- REQUIRES 64K MEMORY
- GIVES YOU 52-58K BUFFER
- WRITES TO DISC
- READS IN FROM DISC
- STANDARD DISPLAY



Peripherals Corporation

(Dealer Inquiries Invited)

- MINIMUM \$2.00 SHIPPING & HANDLING.
- NYS RESIDENTS ADD SALES TAX.
- ALL OTHER ORDERS ADD 4% SHIPPING.

62 COMMERCE DRIVE
FARMINGDALE, NY 11735
(516) 249-3388

Formerly Saturn Electronics Company Inc.

*OS-9 IS A REGISTERED TRADEMARK OF MICROWARE, INC.

50 percent memory compression.

If you want to use a *BjorkBlocks* created picture for games, programs, etc., a machine language utility is included in the manual.

Edit A Block

Several different block sets are included on the master tape. With these sets you can create all kinds of pictures. If you need more blocks to work with you can create them yourself. Each existing block, or new blocks, can be changed using the block editor.

After requesting "Edit a Block Set" from a menu, the resident block set is displayed on the screen. By positioning the 8 x 8 pixel cursor over the block you wish to edit, a simple touch of the fire button magnifies the block on a separate editing screen. Each pixel can be changed independently or an entire group of blocks with similar colors can be reversed. It works great and is easy to understand. After editing, place the block back in the set for use with the maps.

Three color sets are available for artists with fine tastes. One is an artifacted set of red, blue, black and white. This set was my favorite and I seldom used the other two.

Animation

Those users with 64K are offered a very unique feature. Animation is achieved by displaying screen image data stored in the upper 32K of a 64K computer. One example that is included with the program is a network of colored pipes. By changing the block data on the map animation is at

your fingertips. The joystick acts as a speed control providing a dynamic effect. In the case of the colored pipes it appears that water is flowing through the system.

Using *Bjork Blocks* With Disk

Bjork Blocks requires 32K CoCo and one joystick. Animation is possible with 64K. The program is supplied on tape, but instructions are given to easily transfer the program, and the data, to disk. The 12-page manual is adequate but could have been better. Keep in mind that this is probably the most user friendly program I have ever seen for the CoCo.

I think *Bjork Blocks* will be enjoyed by all and should be considered necessary software for anyone interested in graphics. I can speak for my family of graphics experts that many hours of fun can be expected. Every day I see a new picture on the disk. For those of you with graphics interests, I will guarantee that you will not be disappointed.

(Moreton Bay Software, 316 Castillo St., Santa Barbara, CA 93101, 32/64K tape or disk \$34.95)

— Dan Downard

SEE YOU AT
RAINBOWfest
Princeton
Sept. 28-30

Meet the direct-connect Signalman MODEM

Meet the direct-connect **SIGNALMAN MODEM** designed for use with RS-232C type interface...the smallest, lightest, most compact modem available today. Its long life 9-volt internal battery and exclusive audible Carrier Detect Signal allow you to install the SIGNALMAN anywhere...out of the way, and out of sight! Now, there's no need for messy cables, and no need to look at a LED to verify carrier.

Anchor's SIGNALMAN is designed to operate only with modular telephones having plug-in handsets. Bell TRIMLINE™ type telephones which combine handset and dial are not suitable.

Your SIGNALMAN transmits both voice and data over all common telephone lines, and is fully compatible with Bell 103 modems - putting your computer in instant communications with thousands of other computers. And when you're in the data position, your SIGNALMAN automatically changes from ORIGINATE to ANSWER and back again as the need arises - ending all that confusion.

Anchor Automation has taken the fuss out of communications. For business or fun, SIGNALMAN is the ideal modem.

\$59.95 A.C. Adapter
\$8.95

COLORCOM / E SMART TERMINAL PACKAGE

- Complete Upload and Download Support
- Online Commands/Date Reads and Writes
- 110, 300, 600, or 1200 Baud
- Full or Half Duplex
- Printer Data Before Colling (Saves \$!)
- Online and Online Scrolling
- ROM Pack or Disk
- Automatic Capture of Files
- Send All 127 ASCII Characters from Keyboard
- Word Mode Eliminates split Words
- 7 or 8 Data Bits (Including Graphics Support)
- Efficient Data Storage 31+ or 16 K-Bits Memory
- 100% Compatible with Rainbow Connection (MSX)
- Disk Version and 16 files screen now available!

COLORCOM/E \$49.95

Special Offer
From The SOURCE
Included.


COLOR TERM + PLUS +
\$29.95 Now even more + PLUS + features than before!!
(TAPE) An Intelligent Terminal Program For The Color
Computer or TDP 100.

SOFTWARE PLUS

6201 C Greenback Lane
Citrus Heights, CA 95610

Phone
(916) 726-8793

6809 SYSTEM DEVELOPMENT



EXPANSION HARDWARE FOR THE TRS-80 COLOR COMPUTER

XPNDR1™

CoCo Expander Card

Gold edge connector plugs into the CoCo cartridge connector. Signals are labeled on the bottom (wire side) with ground and power buses; plated through holes. The 4.3 x 6.2 inch glass/epoxy card is drilled for ICs and components. The finest bare breadboard for your CoCo. Includes 8 page *Application Notes* to help you get started.

\$19.95 each or 2 for \$36

SuperGuide™

Precision molded plastic insert designed specifically to align and support printed circuit cards in the CoCo cartridge slot; an unbreakable removable card guide. Patent Pending.

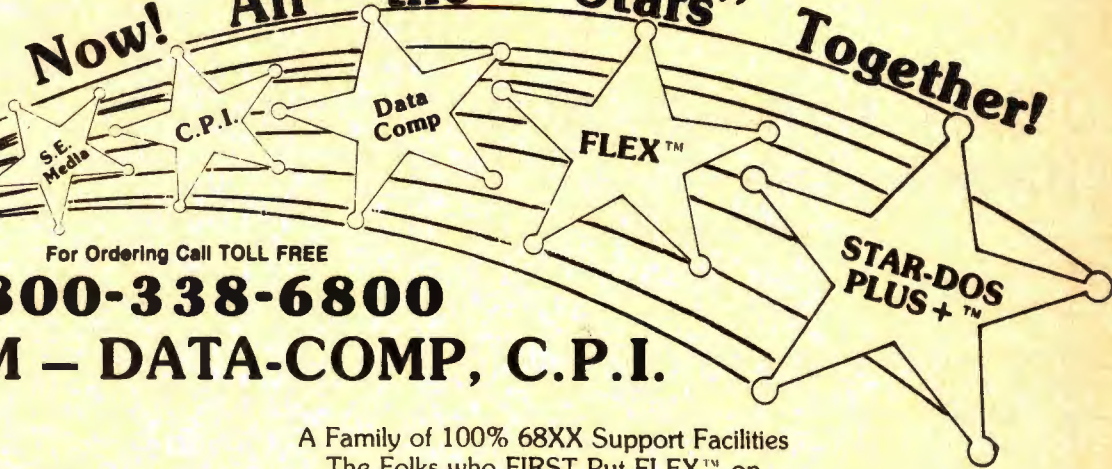
\$3.95 each

Available now from:

ROBOTIC MICROSYSTEMS

BOX 30807 SEATTLE, WA 98103

Now! All the "Stars" Together!



For Ordering Call TOLL FREE

1-800-338-6800
FROM - DATA-COMP, C.P.I.

C.P.I.
 Color Micro Journal
 '68' Micro Journal
 Data-Comp
 S.E. Media

A Family of 100% 68XX Support Facilities
 The Folks who FIRST Put FLEX™ on
 The CoCo
 Now Offering: *FLEX™ (2 Versions)
 AND *STAR-DOS PLUS+™

FLEX-CoCo Sr.
 with TSC Editor
 TSC Assembler
 Complete with Manuals
 Reg. \$250.⁰⁰ **Only \$79.⁹⁹**

STAR-DOS PLUS+
 • Functions Same as FLEX
 • Reads - writes FLEX Disks **\$34.⁵⁰**
 • Run FLEX Programs
 • Just type: Run "STAR-DOS"
 • Over 300 utilities & programs
 to choose from.

FLEX-CoCo Jr.
 without TSC
 Editor & Assembler
\$49.⁹⁹

PLUS

ALL VERSIONS OF FLEX & STAR-DOS INCLUDE

- + Read-Write-Dir RS Disk
- + Run RS Basic from Both
- + More Free Utilities
- + Super 800 Support
- + Free Color Micro Journal 1 yr. sub.
- + External Terminal Program
- + Test Disk Program
- + Disk Examine & Repair Program
- + Memory Examine Program
- + Many Many More!!!

TSC Editor
 Reg \$50.00
NOW \$35.00

TSC Assembler
 Reg \$50.00
NOW \$35.00

DISK SYSTEMS FOR THE COLOR COMPUTER

THESE PACKAGES INCLUDE DRIVE, *CONTROLLER, POWER SUPPLY & CABINET, CABLE, AND MANUAL.

* SPECIFY WHAT CONTROLLER YOU WANT J&M, OR RADIO SHACK.

PAK #1 - 1 SINGLE SIDED, DOUBLE DENSITY SYS.	\$389.95
PAK #2 - 2 SINGLE SIDED, DOUBLE DENSITY SYS.	\$639.95
PAK #3 - 1 DOUBLE SIDED, DOUBLE DENSITY SYS.	\$439.95
PAK #4 - 2 DOUBLE SIDED, DOUBLE DENSITY SYS.	\$699.95
PAK #5 - 2 DOUBLE SIDED, DOUBLE DENSITY SYS. THINLINE DRIVES, HALF SIZE	\$659.95

COLOR COMPUTER II 64K W/EXT. BASIC \$189.95

CONTROLLERS

J&M DISK CONTROLLER W/ JDOS OR RADIO SHACK DISK BASIC, SPECIFY WHAT DISK BASIC. \$139.95

RADIO SHACK DISK CONTROLLER 1.1 \$134.95

DISK DRIVE CABLES

CABLE FOR ONE DRIVE \$ 19.95
 CABLE FOR TWO DRIVES \$ 24.95

MISC

64K UPGRADE W/MOD. INSTRUCTIONS, C,D,E,F, AND COCO 2 \$ 49.95

HJL KEYBOARDS	\$ 69.95
MICRO TECH LOWER CASE ROM ADAPTER	\$ 74.95
RADIO SHACK BASIC 1.2	\$ 29.95
RADIO SHACK DISK BASIC 1.1	\$ 29.95
RADIO SHACK EXT. BASIC	\$ 39.95
SCREEN CLEAN CLEARS UP VIDEO DISTORTION	\$ 39.95
MEMOREX DISKS 5" SS,DD	\$ 24.00
SHIPPING INCLUDED ON DISK PRICES	
DISK DRIVE CABINET & POWER SUPPLY	\$ 49.95
SINGLE SIDED, DOUBLE DENSITY 5" DISK DRIVE	\$199.95
DOUBLE SIDED, DOUBLE DENSITY 5" DISK DRIVE	\$249.95

PRINTERS

EPSON RX-80	\$325.00
EPSON RX-80FT	\$375.00
EPSON MX-100	\$650.00
EPSON FX-100	\$799.00
EPSON FX-80	\$549.00
EPSON MX-70	\$200.00

SERIAL BOARDS FOR PRINTERS

MX-SERIES	\$119.95
FX-SERIES	\$ 99.95

USA ADD 2% SHIPPING
FOREIGN ADD 5% SHIPPING

5900 Cassandra Smith Rd. Hixson, TN 37343
TEL. (615) 842-4600 • TELEX 558 414 PVT BTH

*FLEX is a Trademark of Technical System Consultants
 *STAR-DOS+ is a Trademark of STAR-Kits & Data-Comp

The CoCo Coupler CP/M Cartridge Makes Your CoCo More Flexible

By Ed Ellers

One of the more unfortunate things about personal computing is that, no matter which computer you buy, there's a lot of software written for other computers that won't work on yours. The CoCo won't run *Lotus 1-2-3* or *DisplayWrite*; on the other hand, the IBM PCjr can't use *VIP Calc* or *Teletwriter-64*, and neither of them can handle programs like *AppleWorks* and *MousePaint* that run on the Apple II.

Fortunately, computers are very flexible devices, and it's possible to make a computer do something entirely different from what it had been doing a moment before. The CoCo's ability to run programs designed for the FLEX and OS-9 operating systems, as well as those that run under Color BASIC, is the case in point.

When the programs you want to use run on a different microprocessor chip than the one your machine has, the solution is usually to get that other chip running on your machine in some way. Radio Shack's Model 16 adds a 68000 processor to the Z-80 that the Model II had, in order to use things like XENIX that require a 16-bit chip. There's a board called the Softcard that lets the Apple II use CP/M-based programs, and a product called *Quadlink* makes the IBM PC able to run Apple programs.

Wayne Technology's CoCo Coupler lets a 64K CoCo run programs written for the CP/M operating system, which is one of the most popular systems around and has a huge amount of software that runs on it. With the CoCo Coupler, most of this will run on the CoCo.

What is CP/M?

CP/M (Control Program for Microcomputers) is an operating system for computers that use the 8080, 8085 and Z-80 processors. (This is more precisely called CP/M-80; there are other versions such as CP/M-86 and CP/M-68K for other processors.) It has been around in various forms for about 11 years, and has become immensely popular among users of "80" type machines. The most recent version is CP/M 3.0 (also known as CP/M Plus, because of its added features), but the earlier 2.2 version (used with the CoCo Coupler) is by far the most common and still well-supported.

If you're familiar with OS-9 or FLEX, you already know what an operating system is; if not, I'll tell you that it is a collection of programs that, put very simply, make the computer work. An operating system like CP/M loads programs and executes them and has the routines that let the program you're running communicate with the outside world through the keyboard, display, printer and other devices. (The CoCo's own "operating system" is part of Color BASIC.) A program properly written for the CP/M will work on many different computers running literally from Altair to Zenith.

How Does It Work?

The CoCo Coupler makes the CoCo into a CP/M-based system with 60K of useful RAM (4K is used for the display and other things), using the CoCo's own keyboard, video display (with an exception I'll get to later), disk controller and drives and serial I/O port. It can use your existing printer if you are able to set it (usually by means of a switch) to not advance the paper automatically after a carriage return; this is exactly the opposite of what a CoCo printer should do, but many CP/M programs (such as *WordStar*) work best in this mode.

About the only CP/M programs that won't work with the Coupler are those that need a full 64K of RAM, or those that depend on certain features of a particular computer. (Some versions of certain programs, such as *WordStar* for the Osborne I, have been modified to prevent them from being used on other computers.) Anything else goes, assuming you can get it on a disk that the CoCo can read. With the *Multiform* package, CP/M for the CoCo can read over a dozen different formats; a skilled programmer could make it read even more. The CoCo can't read from 8" disks (without the proper drive and additional hardware), 3½" Sony disks (for the same reason), hard-sectored disks such as the ones used on the Heathkit and Zenith 8 and 89 systems, and disks written on an Apple II.

In actual CP/M operation, you plug the CoCo Coupler into the cartridge slot, plug your disk controller into the Coupler and power up the system. (The Coupler takes its power from the CoCo.) Instead of the usual messages, you see a screen asking you to press 'C' for CP/M or 'B' for BASIC. To start CP/M, insert the CP/M disk in drive zero and press 'C'. CP/M will load in and you'll shortly see a startup message and the prompt A>. In CP/M, the drives are called A:, B:, C: and D: instead of zero, one, two and three.

CP/M's relatively few commands are fairly logical. You use *DIR* to get a directory of the drive you are presently using, *ERA* and the filename to erase a file, and *TYPE* to send the contents of an ASCII file to the screen. There is *PIP*, a program that copies files; *ED*, a simple text editor; *ASM*, an 8080 assembler; *DDT*, a debugging tool, and other utilities from the standard utility package that comes with CP/M. To load and run a machine-language program, you just type its name; to run *BASIC.COM*, you just type BASIC. There is very little in the CoCo Coupler manual about CP/M commands; you would need a whole book to cover CP/M from start to finish, and rather than try to write one they chose to just tell what CP/M has and recommend that you get one of the many CP/M books on the market. (If you can find a CP/M text at your local library, it will tell you more about it than a review could.)

The one big problem that the CoCo has when running CP/M is the 32 x 16 screen. Nearly all CP/M programs are formatted for an 80 x 24 screen, since most CP/M-based systems (two notable exceptions are the Apple II and the Osborne I; both can be modified, though) have such a display. The best that Wayne Technology was able to do on the existing CoCo was to write a program called *VIDEO80* that creates an 80 x 24 display area and lets you move the 32 x 16 screen "window" around in it; as text is printed, the window moves to follow it. (This is similar to the way the Osborne I gets around its 52 x 24 screen limits.) There is a way out, but it costs some extra money; PNJ's *Word-Pak* gives the CoCo a true 80 x 24 display, and the CoCo Coupler has a driver program for it. Using the *Word-Pak* requires the

Disk-O-Tier: An Unusual Filing Device

There have probably been special cases and files for diskettes for as long as diskettes have been around. The Disk-O-Tier is the most unusual of any I've seen, and it works like a charm.

The Disk-O-Tier is simply a rack about 10 inches tall that holds as many as 11 disks; either the normal 5¼-inch disks used by the CoCo or the eight-inch disks used by many business systems. The disks are arranged in a stair-step fashion where any of them can be pulled out and put back easily. The top half of the diskette label is visible on all disks.

The Disk-O-Tier is not something that you would want to buy a quantity of to store all your disks in. It takes up much more space than a normal file box, but it's really good for the 10 or 20 disks you use most often. You can set one or two Disk-O-Tiers on the desk next to your system and have your diskettes available quickly. Overall, it is a very good idea.

(Evans Enterprises, c/o Joe Evans, 609 Applehill Dr., W. Carrollton, OH 45449; \$9 plus \$3 S/H for one, \$18 plus \$4 S/H for two)

— Ed Ellers

Multi-Pak Interface; you plug the CoCo Coupler into the computer (with its support flange removed), plug the Multi-Pak into the Coupler and plug the disk controller and the *Word-Pak* into the Multi-Pak. This is one of the stranger computer configurations, but it works well. You do need a good monitor for the *Word-Pak* video display, though. Once you start up CP/M, just type *WORDPAK* and the driver will load and run; display will switch to the *Word-Pak*, and you will have a full 80 x 24 display.

Although the manual only glosses over CP/M itself, it does tell how to use the CoCo Coupler and the programs that Wayne Technology supplies for it. The unit itself is fairly simple; it's a first-rate product and shouldn't cause any problems. The \$250 price is rather steep, but remember that this includes the CP/M package from Digital Research which does not come cheap. (By comparison, Radio Shack sells CP/M Plus for the Model 4, which requires no hardware changes, for \$149.) If you really want to use CP/M, this is still an economical way to do it; even counting the added cost of a *Word-Pak* and the Multi-Pak Interface (which you won't need if you can live with the CoCo's own display), it's a good deal cheaper than buying another machine like the Kaypro II or Zenith Z-90.

(Wayne Technology, Box 5196, Anaheim, CA 92804-1196, \$250; CP/M licensed by Digital Research Inc.)



CANCOCO SOFTWARE

P.O. Box 2914,
Medley, Alberta
Canada T0A 2M0

SKEET

\$19.95



A 5 color game that teaches the location of keys. Thirteen levels of difficulty and four speeds challenge both beginner and expert typists. Although not a tutorial, if you can master the highest level and speed, you can type.

Script +

\$17.95



An educational program that uses 'handwriting' to improve spelling for grades 3 - 8. Words can have up to 16 letters, including special characters, accentuated vowels and diagraphs. Input your lessons from the keyboard or cassette, and output results to cassette and/or printer.

Stomp

\$24.95

is a unique half-hour board game for 2-4 players aged 8-80, with very few rules but requiring concentration and strategy to convert your chances to victory. Use joystick(s) and/or optional keyboard. To **Stomp** or not to **Stomp**...? A very entertaining family game!

All programs are on cassette, documented, and use 32K ECB PMODE 3 graphics. Reviews have been or will be published in this magazine.

UNDER DEVELOPMENT: GOLF-NET, GOLF-CAP, COCO-CPM and, for model train buffs, SKEDULER.

Co Co - Cooler



- Brings operating temperature to ambient, regardless of accessory load

- Reduces temperature of ENTIRE computer... not just the SAM chip

- Easy 1-minute installation
- \$39.95



Companion Keyboard Cover \$7.95
Co Co Software

NOW SHIPPING

Co Co - Cooler Too

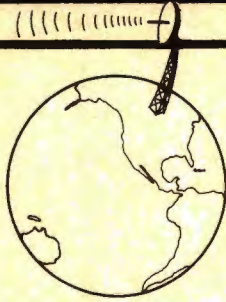

(Same Price, Same Fit, For Color Computer II)

- For Fastest Service Send Money Order Or Certified Check
- Add \$2.00 Shipping For Continental U.S.
- Add \$4.00 Shipping For Alaska, Hawaii, Canada, & APO's
- Add \$15.00 Shipping For Overseas
- Add \$3.00 For 220-250 Volt Model
- Calif. Residents Add 6½% Sales Tax
- Will Ship C.O.D. On U.S.A. Shipments Only
- All Merchandise Shipped From Stock

REM Industries, Inc.

9420 "B" Lurline Ave., Chatsworth, CA 91311

(818) 341-3719



Maybe Your Degausser Is Falling Down On The Job

By Ed Ellers
Rainbow Technical Writer

• *After much consideration, I sold the TV which I used with my CoCo and purchased an Amdek Color-1 Plus monitor. Trying hard to save a few dollars and not being afraid to open the computer up, I installed a homebrew video output modification. I powered up the CoCo and monitor to find the display quite unsatisfactory, so I twiddled with the CoCo's internal video level pot and all the external controls on the monitor, to no avail. I then installed Computerware's Video Plus monitor driver. I'm not sure whether the change is better or worse, but the colors are all wishy-washy and when the normal green background is used parts of the screen are blue. With the color control turned down so that the picture is almost black and white, all is well.*

Ray Preston
Rarotonga, Cook Islands

It's entirely possible that the picture tube in your monitor is magnetized, causing the electron beams to hit the wrong colors on the screen. Nearly all color TV sets and monitors have a special coil around the tube that demagnetizes ("degausses") it each time the set is turned on, but this is not intended for stubborn cases. If you have a bulk tape eraser, clear the area of all your tapes and disks and plug the eraser in through an extension cord. Hold the button down and move the eraser around the face of the tube; after you have covered the entire screen,

(Ed Ellers, a RAINBOW and PCM staff member, is a self-confessed electronics fanatic whose other interests include science fiction.)

back off a few feet before cutting off the eraser. If this doesn't clear up the problem, have your monitor checked out by a technician.

No 64K Yet

• *I have a CoCo 2 in which I have installed 64K RAM chips. The problem is that we cannot find the jumpers so I can use 64K, so my computer effectively has only 16K available. Radio Shack told me that they won't have the schematic diagram available until next year.*

Bill Benedetto
Wakefield, MA

The only thing you need to do is to solder across the two pads marked W1 next to the 6822 chip, roughly in the center of the board. As for the schematic, they were probably talking about the "Technical Reference Manual"; the present edition covers the older CoCo. The service manual definitely is available (their own service centers couldn't fix CoCo 2's without it). To get the service manual for any Tandy product, just ask the manager at your local Radio Shack to order it for you. The ordering code for computer products is MS260- followed by the last four digits of the model number (so 26-3001 would translate to MS260-3001).

Not-So-Diabolical Experiments

• *I recently modified my CoCo's joystick as described by Dane Weston's article "Unlock Your Joysticks" (December 1983, Page 56). After trying the cadmium sulfide photocell*

as recommended in the article, everything appeared to be in order. In his article, Mr. Weston encouraged the readers to experiment, so I did just that. I wrote a program to graphically chart the joystick values. One thing led to another, and I had a friend clip the leads to the span of skin in between the fingers of his left hand. This produced a smooth and regular wave pattern that amazed both myself and my friend. We got similar results by pushing the clips into opposite sides of an apple and attaching them to a flower stem. We are truly baffled and thought perhaps someone could explain the phenomenon.

Wayne Gordon
Seabrook, TX

Sounds to me like good old hum pickup. With all the electrical wiring around (not to mention the vertical sweep circuitry in your TV) there's a fairly strong 60 Hz electromagnetic field in the room, and the two wires leading to the clips pick up some of it; the flower and apple provide a relatively low-resistance path to complete the circuit, and your body not only does the same but picks up and conducts a great deal of current itself. (Touch the terminals of a tape head or the volume control on a battery-powered radio and you'll find out what I mean.) The "hum" is appearing as a nice smooth sine wave.

Gemini Revisited

• *I read your review of the Gemini-10X printer, and you mentioned a manual written by Valleyware Publishing. Can you tell me where I can get this manual, and how*

much it costs?

Ding Villanueva
Hong Kong

The new version of the Gemini manual was written specifically for Star Micronics, and when you buy the 10X or 15X the dealer should give it to you free (it's sent to him separately, but at no extra charge). I don't know if this applies outside the United States.

The Search

- Do you know where I can get a *Votrax SC-01A* voice synthesizer IC?

John Caron
Hermitage, TN

Two sources are Spectrum Projects and Micro R.G.S.; both advertise in *THE RAINBOW*.

The Dialer with a Difference

- I recently bought a *Novation J-CAT* modem, and the manual says that there is a way to perform automatic dialing with it and gives a short program listing for the *Apple II*. Is there a way to do this with the *CoCo*?

Edward Donovan
Worcester, MA

It would be very difficult indeed. The *J-CAT* uses one of the "spare" RS-232 lines to key the dialing relay; the program listing you mention does all the needed timing. Unfortunately, the *CoCo* doesn't have any spare RS-232 output lines, so that route is closed. It might be possible to use a relay connected to the cassette remote plug to switch the

CoCo's transmit line from the modem's transmit line to the dialing line; you could then write a program to switch between the two and send out the appropriate pulses.

Oh, Brother! Book II

- Here are some additional hints for a patch to the *Color Disk Scripsit* program to use the *Brother Correctronic-50* typewriter/printer.

- 1) *LOADM*"DOS"
- 2) Print the *PEEK* values for *&HEBC*, *EBD* and *EBE*. If they are equal to 247, 255 and 32 respectively then proceed. (If they aren't, this fix will not work.)
- 3) *POKE &HEBC, &H8D:POKE &HEBD, 6:POKE &HEBE, &H5F*
- 4) *SAVEM*"DOS" *&HE41, &H1E9E, &H1050*

Ashok Basargekar
Orange, CA

Tandy's New Baby

- Will software written to use printers such as *Epson*, *Gemini*, *Okidata* and the *Radio Shack Line Printer VII* and *DMP-100* work on the new *DMP-110*?

Marcus Boyd
Leander, TX

The *DMP-110* uses Tandy's standard printer codes, so the features it has are accessed in the same way as on all their dot-matrix printers after the *Line Printer VIII* (except the *DMP-100*). The bit-image graphics are the same as on the *LP VIII* and *DMP-100*, but enlarged characters are accessed by *CHR\$*

(27) *CHR\$(14)* instead of just *CHR\$(14)* and canceled by *CHR\$(27) CHR\$(15)* instead of *CHR\$(15)*. The *LP VIII* and *DMP-100* will respond normally to the new codes, though. Programs written to use special features on *Epson*, *Gemini* or *Okidata* printers generally won't work with *Radio Shack* units.

More White and Gray

- I have a *CoCo 2*, and I was told that to use the *X-Pad* with my computer, I need the *Multi-Pak Interface*. Do I need a gray or white interface? Will it work on my *CoCo* without modifications? Finally, can I then use the older (gray case) disk drive 0 and controller?

James Foster
Modesto, CA

Either the gray or white *Multi-Pak* will work with no modifications; the only difference is the color. Also, the older disk system will work with the *Multi-Pak* on the *CoCo 2*.

Which CoCo?

- Could you explain how I can see if my computer has a D, E or F board? I'm interested in installing 64K.

Alexandre Maggioni
Lausanne, Switzerland

If the nameplate on your computer is centered, it's an F board; if it's set towards the left, it's either a C, D or E. To find out which of those three you have you'll need to remove the top and look at the board number near the cartridge slot; the letter on the end is the board version.

THE COLORSOFT™ BUSINESS SYSTEM

INTEGRATED BUSINESS SOFTWARE DESIGNED FOR THE COLOR COMPUTER
WRITTEN FOR USE BY THE NON-ACCOUNTING ORIENTED BUSINESSMAN
CONCISE USERS MANUAL WITH SAMPLE TRANSACTIONS TUTORIAL
PROFESSIONALLY WRITTEN AND FULLY TESTED
HIGHLY USER FRIENDLY AND MENU DRIVEN
AFTER THE SALE SUPPORT

SMALL BUSINESS ACCOUNTING (Version 2.0) This sales-based accounting package is designed for the non-accounting oriented businessman. It also contains the flexibility for the accounting oriented user to set up a double entry journal with an almost unlimited chart of accounts. This package includes Sales Entry, transaction driven Accounts Receivable and Accounts Payable, Journal Entry, Payroll Disbursement, and Record Maintenance programs. Screen and hardcopy system outputs include Balance Sheet, Income Statement, Customer and Vendor Status Reports, Accounts Receivable and Payable Aging Reports, Check Register, Sales Reports, Account Status Lists, and a Journal Posting List. The number of accounts is limited only by the number of disk drives. \$89.95

ACCOUNTS RECEIVABLE (Version 2.0) This package is designed to meet the requirements of most small business users. The system includes detailed audit trails and history reports for each customer, prepares invoices and monthly statements, mailing labels, aging lists, and an alphabetized customer listing. The user can define net terms for commercial accounts or finance charges for revolving accounts. This package functions as a standalone A/R system or integrates with the Small Business Accounting package to build a complete accounting/receivables system. \$59.95

PAYROLL (Version 2.0) This integratable package is designed for maintaining personnel and payroll data for up to 200 hourly and salaried employees with 8 deductions each. This system calculates payroll and tax amounts, prints checks and maintains year-to-date totals. These amounts can be automatically transferred to the SBA package for financial reporting. It computes each pay period's totals for straight time, overtime, and bonus pay and determines taxes to be withheld. Additional outputs include mailing list, listing of employees, year-to-date federal and/or state tax listing, and a listing of current misc. deductions. This system is suited for use in all states except Oklahoma and Delaware. \$69.95

All programs require a minimum of 32K and 1 disk drive but will take advantage of 64K and multiple drives. Each package features a hi-res 51 x 24 black on green screen. 16K versions available without hi-res screen. Specify 16K or 32K versions when ordering. Future integrated packages will include: Inventory Control, Sales Analysis, Accounts Payable.

INCLUDE \$5.00 Shipping/Handling Per Order

Write for Free Catalog

BRANTEX, INC.

COLOR SOFTWARE SERVICES DIV.

BUSINESS SOFTWARE GROUP
P.O. BOX 1708
GREENVILLE, TEXAS 75401



TELEPHONE ORDERS
(214) 454-3674
COD/VISA/MASTERCARD

ATTENTION DEALERS: WE OFFER THE BEST DEALER PLANS AVAILABLE

CORRECTIONS

In "Get Your Feet Wet With These Paddles" (August, Page 131) the author's address was left out. Please send inquiries to Helene M. LaBonville, 121 Camelot Drive, R.F.D. 5, Bedford, N.H. 03102.

In the series "Interfacing Your Own Circuits" (July, Page 138) and "Cooking With CoCo" (September, Page 78), the Radio Shack prototyping boards mentioned are no longer available. Whit Athey states that the Proto-CoCo board from PBJ, Box 813, North Bergen, N.J. 07047 is a suitable replacement.

In "The Crown of Merro" (February), Jeff Craig says that a line number is incorrect in Line 390 shown on Page 29. Here's the portion of the line to be corrected:

```
390 . . . PRINT "IT LOOKS LIKE THE
ONE THAT WAS STOLEN FROM ME.":
GOTO290 . . .
```

In "Roulette" (April, Page 25), Gerry Schecter advises us that a line should be added if you are using a CoCo with the new BASIC ROM chips. Here it is:

```
135 FOR G = 339 TO 344:POKE G,2
55:NEXT
```

In "Karrak" (February), two lines ran together in the listing on Page 104. Here they are:

```
3011 X=RND(3):IFX=1THENPRINT@416
,"IT MISSED ME":ELSEIFX=2PRINT@4
16,"IT HIT MY ARM":AG=AG-5:ELSEP
RINT@416,"IT HIT MY LEG":AG=AG-7
```

```
3014 IFAG<1THENPRINT@448,"KARRAK
IS DEAD":FORX=1TO3000:NEXT:CLS:
END
```

In the hint "Simplified Saves" (August, Page 88), the first asterisk in Line 5 of the cassette version should be an equals sign.

In "The Trip" (August, Page 90), two lines in the program were too long to be listed properly. (When authors exceed the limits of the line buffer, even though the commands may be in the program, they will not completely LIST or LLIST. Authors should avoid these lengthy lines.) Here they are in their correct form:

```
163 X=RND(10000):CLS:PRINT"YOU C
OME TO THE SCENE OF AN ACCID
ENT WHICH SEEMS TO HAVE TAKEN
PLACE ABOUT AN HOUR AGO. ACAR I
S STILL BURNING. NEAR IT ANARMY
TRUCK IS LYING ON ONE SIDE.DOORS
OPEN. IT IS FILLED WITH BAGS.":G
=0+X:Z1=2:Z2=3:AA=0:AB=0
```

```
164 PRINT"A FEW SOLDIERS ARE AWA
Y IN THE FIELDS. LOOKING ON THE
GROUND AT SOMETHING YOU DO NOT S
EE. YOU GRAB ONE OF THE BAGS A
ND GO AWAY WITH IT. WHILE DRIVING
BACK TO THE MAIN ROAD. YOU OPE
N IT AND FINDS THAT IT CONTAINS
"X:PRINT@448,"GOLD COINS":CB=1
```


(Note: After you type these long lines, you will notice that they will *not* LIST to the screen or to a printout.)

In "Landlord" (July, Page 26), to run the program on a 16K Extended CoCo you will need to enter *POKE 25,6:NEW* to clear enough memory for the program to run; you will also need to unplug your disk controller if you have one.

In "Mail Mover" (May, Page 75), the word "CHOISE" in Line 8120 should be "CHOICE"; also, Line 7170 should be deleted.

In "Trap That Error" (August, Page 61), if you are using a disk system with Disk BASIC 1.1, H. Allen Curtis suggests that you change the data item E4 in Line 100 to E5 and change E1 in Line 110 to E2. You will also need to change the checksum value in Line 70 from 36869 to 36871.

CoCo Cat



My CoCo Is Not IBM Compatible

By Bob Rosen

My CoCo is *not* IBM PC compatible, and I'm glad. IBM compatibility seems to be the newest fad in the home computer field. Unfortunately, the thrust of this fad has been that if a computer isn't IBM compatible, it isn't worth buying or owning. I don't happen to share this view. I, for one, am a proud owner of a Radio Shack Color Computer which is *not* IBM PC compatible. Although this may not seem possible to those who rally around the IBM banner, I'm very happy with my CoCo. It does all I ask of it and more.

I have hopes that, like all fads, this one will eventually fade and people will return to their senses and realize that IBM is not the only company which can produce a quality computer.

IBM hardly invented the home computer. It was companies like Tandy, Apple and Commodore who pioneered the field. They are the ones who did the research and development and took the risks which lead to the current state of the art in home computers. IBM, the late-comer in the home computer market, followed the trail so bravely blazed by its competitors and usurped the whole market. The PC was built using the experience gained by the TRS-80, Apple, and others. Not that I blame IBM; it's good business to get in on a growing market with a competitive product as soon as possible. I also think it's acceptable to use an established company name as one of the selling points of a product. After all, IBM is one of the largest computer manufacturers in the computer market that it now possesses. As far as I'm concerned, IBM is the "Cadillac" of the computer industry. When I hear the name IBM, I expect excellence, or at least

exceptional quality. However, this does not make a "Volkswagen" or a "Toyota" a bad buy.

When I read that IBM was about to offer a home computer, I expected it to revolutionize the market. I was rubbing my hands with glee and anticipating something real good when I heard that IBM was going to release a personal computer. I remember reading the announcement for the IBM PC and thinking, "IBM is going to do this right, and they're going to show everybody what a real home computer is!" I was expecting a computer that would make Apple, Commodore *and* Tandy look up and take notice.

The PC was very much a disappointment to me. It really offered nothing innovative or new. The use of a pseudo-16-bit processor was the only new thing about it (and it wasn't really new; the CoCo's 6809E has many 16-bit capabilities). They basically copied the features that made computers like the Apple popular. They put in slots like the Apple. They put in a detached keyboard like the TRS-80 Model II and provide a BASIC with color and graphics commands like the CoCo—all of these and more with only minor improvements over the originals.

In some cases, they missed the mark totally. The one thing that IBM did bring which was new to the home computer market was an air of respectability and legitimacy. Many Wall Street analysts who had thought of home computers as "toys" or "souped-up video games" are now taking the home computers seriously. Some of the most active stocks on the stock market are those associated with home computer companies. It's truly a shame that a company like IBM, which can do such incredible things with their mainstream business computer product line, chose not to do so in their personal computer product line. Don't get me wrong; the CoCo, Apple and Commodore are all extremely good computers. They are very much a bargain for those who buy them. But I expected IBM to set a new standard by introducing new and revolutionary ideas. Instead, they just came out

(Bob Rosen is president of Spectrum Projects, a successful CoCo mail order business which he has been running for two and a half years.)

with another "ho-hum" computer. My four-year-old Tandy TRS-80 Model I has many features which surpass the PC, not to mention the Apple and our good friend the CoCo. The IBM is just a rehash of old ideas with a little bit of extra memory thrown in for good measure.

All things considered, the IBM PC really isn't a very special computer. There are three reasons it has established the standard it has: those three little blue letters "IBM." If not for these, the IBM PC would've been another anonymous computer that fell ignored by the wayside, joining many others in the forgotten computer graveyard. Good or bad, any computer that IBM released for the home market was bound to be the yardstick other home computers would be measured against. Other computers would have to emulate or better the IBM PC in order to compete and survive. It's a shame the trend is to emulate and not to better the PC. With a few notable exceptions, like the new Apple Macintosh and Lisa or (to some extent) the Tandy Model 2000, most companies (like Compaq, TI, Sperry, Panasonic, Sanyo and even AT&T) have played it safe and introduced computers which follow the same pattern. I guess they're giving the people what they want. And until the people realize that they don't really want a PC, but would be better off with a CoCo or similar computer, that's all we'll see.

There is nothing truly innovative about the hardware, the BASIC or the DOS on the PC. I'll put my CoCo up against a PC any day! And, in fact, that's what we're going to do right now.

As shown by the plethora of PC clones (many of which offer more features for less money), it's obvious IBM failed to pioneer a new microcomputer technology. The technology needed to build the PC was available off-the-shelf, so the PC is not a great technological feat. Although they were among the first to use the 16-bit 8088, it's 16-bit for internal (arithmetic) functions only. It uses an 8-bit data path for I/O, just like the CoCo. (It's like moving a house in two sections.) The PC never realizes its full speed or potential with 16-bit processing and 8-bit I/O, and the addition of the 8087 math co-processor only offers a minor increase in useful speed. Luckily many of the imitators choose not to imitate this; several PC clones use the 8086, a true 16-bit processor in the same CPU family, and a few (like the Tandy Model 2000) even use the improved 80186.

Because the 16-bit internal structure of the 8088 allows the IBM PC to process 16-bits (two 8-bit bytes) at a time, the PC has a slight speed advantage over the CoCo's 8-bit 6809E. But only when the CoCo is running at standard speed! A CoCo running with the high-speed *POKE* is as fast as an IBM and as accurate. The mathematical accuracy of any computer is partially determined by the type of chip it is built with, but mostly with the software which directs the calculations. Most CPU (Central Processing Unit) chips like the Z-80 and the 6809E perform simple addition and subtraction, with software combining these functions to do multiplication and division. After all, multiplication is only multiple addition and division is only multiple subtraction! Although the 6809E is capable of 16-bit math, it is not a 16-bit chip knocked down to 8 bits — it's an 8-bit chip that thinks it's a 16-bit chip.

The IBM PC and the CoCo both use a standard Microsoft BASIC. So, at least while running BASIC, they should have the same mathematical accuracy. Some non-BASIC programs should be similar in mathematical accuracy as well. Many

programmers prefer to use the already existing math routines which are contained in the BASIC ROMs as opposed to writing their own routines, which take time to write and debug. Hey, why reinvent the wheel every time you need to do some math?

As for disk operating systems, you use PC-DOS (better known as MS-DOS) on the IBM PC and Disk Extended Color BASIC on the CoCo. Disk Extended BASIC is much like IBM's BASICA (what others call GW-BASIC), but with many DOS commands built in. Personally, I find it much simpler to use the DOS on my CoCo than the DOS on my PC. There is no flipping back to the DOS command level every time I want to do a backup or copy. I just go to BASIC and type my command. I can also manipulate my disk drives easier from Disk Extended BASIC than I can on an IBM.

The only alternatives to PC-DOS on an IBM are CP/M using a Z-80 add-on card (might as well buy a CP/M-based system in the first place), Apple DOS 3.3 or ProDOS using an Apple II emulator card (same principle applies) or CP/M-86, which is basically the same as the original CP/M but recompiled for the 8086 family of processors. Well, I can run CP/M on the CoCo with a number of Z-80 add-on cartridges too. And IBM doesn't have operating systems like FLEX and OS-9. Although the PC can run a version of AT&T Bell Labs' highly touted UNIX, you have to be a programmer to use it effectively.

Under OS-9 or FLEX, I can run languages such as FORTH, C, COBOL, PASCAL, and many others, just like an IBM owner can! I can also run any of the other languages available under CP/M, too. There is also a large library of

**• RADIO SHACK™ COLOR COMPUTER
ADVANCED MATH PROGRAMS
for
ENGINEERS • PHYSICISTS • STUDENTS**

FUNCTION GRAPHING MODULE 16K EXT-\$19.95

- * HIGH RESOLUTION GRAPHS
- * GRAPH ANY FUNCTION — 4 AT ONCE
- * PARAMETERS EASY TO CHANGE
- * AUTO-SCALING OPTIMIZES GRAPH SIZE
- * COMPUTE FUNCTION VALUES & ZEROS
- * INTERSECTION OF FUNCTIONS
- * COMPLETE MANUAL — PROGRAM ON TAPE

CALCULUS MATH MODULE 32K EXT-\$37.95

- * INCLUDES THE GRAPHING MODULE ABOVE
- * LOAD UP 9 FUNCTIONS AT ONCE
- * FIND AND COMPUTE MAXIMA & MINIMA
- * NUMERIC INTEGRATION & DIFFERENTIATION
- * COMPOSITE AREAS
- * HANDLES PIECEWISE CONTINUOUS FUNCTIONS
- * HARD COPIES OF DATA AND/OR GRAPH
- * COMPLETE MANUAL — ON TAPE OR DISK



CALCSOFT
P.O. BOX 401
ST. ANN, MO 63074



SEND CHECK OR MONEY ORDER
Add \$2.00 for shipping

business software for FLEX and OS-9 which is as good as or better than comparable programs on the PC.

An IBM has 80 columns, and my CoCo has a 32-column screen, but I can buy *O-Pak* for OS-9 and get 64 by 16, or get 51 by 24 in FLEX automatically. I can also buy an 80-column board for my CoCo and get an 80-column display in Extended Color BASIC. Or, I can use something like 64 Column Mod I/III *Emulator* and get a 64 by 16 Hi-Res display by just using software.

My CoCo came with an RS-232 serial port, two joystick ports, color graphics capability and the ability to use a normal TV set. All of these are expensive options on the PC (although the PCjr has color graphics and joystick ports built in).

“All in all, the IBM PC is, in my opinion, a very good computer, but much too expensive for the average home computer owner and not as advanced as the hype would lead you to believe. A Color Computer has been a much better value for my money . . .”

Admittedly, the IBM standard keyboard is better than the CoCo standard keyboard, but IBM owners are still not very happy with it. The layout is slightly off and anyone used to a Selectric-type keyboard is easily thrown off by the non-standard placement of the SHIFT keys and such. Many IBM owners will spend \$300 or more to replace their keyboard with one having a more standard layout. (IBM does sell the PC without a keyboard on special order, which brings the differential down somewhat.) For \$70, I can replace my “Chiclet” keyboard with a full-stroke “Professional Keyboard” which has function keys as well. I really think \$300 for an upgrade that I can get for my CoCo for \$70 is way out of line. It costs an IBM owner as much as my CoCo to buy a replacement keyboard. It’s just another reason I’m glad I own a CoCo. Even though I read the IBM magazines and “ooh” and “aah” at some of the products available for the IBM, I have learned not to be too envious. Some of the things I take for granted with my CoCo aren’t even available on an IBM. It seems that those three little letters add at least 25 percent to the price of a product.

Under OS-9, a CoCo can function as a multi-user system. The IBM can’t do this without an expensive add-on board. An IBM owner can’t even think of using his system with just a cassette recorder in any real way, because hardly any PC software is sold on tape (some PCjr packages are sold on tape or more often in cartridges, but most are still sold on disk). I would say a good many of you reading this

are getting by just fine with cassette systems, and probably will never need to get disk (get it anyway and enjoy the speed!).

These companies that make IBM clones are really doing nothing special, either. These lower-priced compatible computers are not as great a deal as they seem. Compare the base price of a clone to the real McCoy and they seem to be a great deal. The IBM should be selling at the price these clones are. The companies that make these clones are selling a product for a price which is a realistic reflection of its production cost. The name IBM seems to add quite a bit to the price of any product the name is added to. The IBM graphics printer is an Epson MX-80. IBM’s price is \$699, although you can get an MX-80 or the newer RX-80 from mail-order houses for around \$300. To even run a printer on an IBM PC you have to buy a \$100 parallel printer adapter (unless you forgo color and graphics). I can run a serial printer direct on a CoCo, or use a parallel printer with an optional serial to parallel converter cable.

The main issue for me is price and performance, and as I have been pointing out, owning the IBM is a very expensive proposition indeed. Let’s do a couple of price comparisons: A 64K CoCo without any other goodies but ready to hook up to a color TV set, currently costs \$259.95. A 64K PCjr, with roughly the same expansion capabilities (but able to use only IBM’s thermal printer without adding an adapter) costs \$599 plus \$30 for the TV “connector cable” package. Going upwards, a 64K CoCo with two double-sided disk drives and a color monitor can be had for about \$1100; a similarly equipped PC would cost nearly \$3500. This isn’t even including a printer, or a modem, or any of a number of other options that make a computer system usable. Owning a PC can be a very expensive proposition. The CoCo is well within the range of most families and hobbyists. The only important difference is that the PC can be expanded to 640K, and has those three little letters “IBM” on it.

Okay, a CoCo can only go up to 64K, but the BASIC on the IBM can only use 64K no matter how much memory there is in the computer, same as the CoCo. No advantage there. The only programs on the IBM that use all the available memory are spreadsheets such as *VisiCalc*, *SuperCalc*, etc., or word processors such as *Electric Pencil*, *Multimate*, and *WordStar*, also database managers like *DB Master*, *dBase II*, and others.

It’s only *convenient* to have more than 64K for these types of programs, not *necessary*. The extra memory just allows you to have larger spreadsheets, documents or more items in a database. But to be honest, using these types of applications in a home environment, I don’t need that much memory. I’ve been getting along fine with *Telewriter-64* and *Elite*Calc* — all running in my 64K CoCo. I may have to work a little slower than an IBM owner, but it’s still many times faster and more accurate than performing the same operations by hand.

All in all, the IBM PC is, in my opinion, a very good computer, but much too expensive for the average home computer owner and not as advanced as the hype would lead you to believe. A Color Computer has been a much better value for my money and will probably be a better value for people shopping for a home computer, too. The CoCo may not be for everyone, but mine serves me well and, after all, what better criteria is there to judge a computer by?

My CoCo isn’t PC compatible, and I’m not sorry at all.

SALE

**COMPLETE
DISK DRIVE 0**
REGULAR \$349.00

SALE \$299.00

**COMPLETE
DUAL DRIVE 0 + 1**
REGULAR \$599.00

ONLY \$499.00

SALE PRICES VALID TO OCTOBER 1ST.

**GRAND SLAM
32/64K UPGRADE KIT**
REGULAR \$75.00

SALE \$60.00

**RAM SLAM
32K PIGGYBACK KIT**
REGULAR \$50.00

SALE \$25.00

**BMC COLOR MONITOR
WITH M/D INTERFACE
NOW \$299.00**

**MODEM PACKAGE
MODEM I, VIP TERMINAL, CABLE
AND PHONE
NOW \$150.00**

**GEMINI 10X
WITH INTERFACE
NOW \$349.00**

**DELTA 10
WITH CABLE
NOW \$425.00**

GAMES

PICTURE PUZZLE	9.95 (C)
	12.95 (D)
TRAPFALL	27.95 (C)
AIR TRAFFIC CONTROLLER	28.95 (C)
GRABBER	27.95 (C)
DEVIL ASSAULT	27.95 (C)
BUZZARD BAIT	27.95 (C)
THE KING	26.95 (C)
DEATH PLANET	19.95 (C)
ROBOTACK	24.94 (C)
THE FROG	30.95 (D) 27.95 (C)
STELLAR SEARCH	24.95 (C)
STELLAR SEARCH	27.95 (D)
AIRLINE	24.95 (C)
INATAK	24.95
CASHMAN	27.95 (C)
OUTHOUSE	27.95 (C)
AREX	34.95 (C)
ZAXXON	39.95 (D)
ELEC●TRON	24.95 (C)
WORLD OF FLIGHT	32.95 (D) 29.95 (C)
HYPHER ZONE	26.95 (C)
JUNIORS REVENGE	28.95 (C)
BUMPERS	24.95 (C)

HI-RES ADVENTURES

SHENANIGANS	24.94
CALIXTO ISLAND	24.95
BLACK SANCTUM	24.95
TOUCHSTONE	27.95
TIME BANDIT	27.95
KING TUT	29.95
SEA QUEST	24.95

APPLICATION

ELITE-WORD	59.95
ELITE-FILE	74.50
VIP WRITER	59.95
VIP DATABASE	59.95
VIP SPELLER	39.95
VIP TERMINAL	49.95
VIP DISK ZAP	39.95
TELEWRITER TAPE	49.95
TELEWRITER DISK	59.95
VIP CALC	59.95

ELECTRONIC CALLIGRAPHER

FOR EPSON/GEMINI, PROWRITER,
OR RADIO SHACK PRINTERS
TWO FONTS OLD ENGLISH &
CHANCERY CURSIVE
DISK ONLY **NOW \$18.95**

UTILITIES

FULL SCREEN EDITOR	19.95
PRINTER SPOOLER 64K	9.95
SUPER SCREEN	29.95 (C)
GRAPHIC SCREEN PRINT	
FOR GEMINI	9.95 (C)
FOR EPSON	9.95 (C)
FOR OKIDATA	9.95 (C)
FOR PROWRITER	9.95 (C)
FOR LP VII/RS	7.95 (C)
EDTASM +	49.95 (R)

ACCESSORIES

EPSON RIBBONS	7.49
GEMINI RIBBONS	2.95
LP VII, DMP100 RIBBONS DISKS	4.95
SENTENIAL SS/SD	19.95
SENTENIAL SS/DD	22.95
VERBATIM	34.95
2 WAY RS 232 SWITCHER	29.95
3 WAY RS 232 SWITCHER	39.95
CASSETTE CABLE	5.95
64K RAM EMBLEM	2.95
BOTEK INTERFACE	59.95
FOR EPSON	69.95
HJL-57 KEYBOARD	79.95

DSL COMPUTER PRODUCTS INC.

313-582-8930

P.O. BOX 1176 DEARBORN, MI 48121



Michigan Residents Add 4% Sales Tax to Order. Please include \$2.00 for S. & H.

**WHEN IN DEARBORN
VISIT OUR STORE**

**13726 W. WARREN
1 1/2 BLKS. W. OF SCHAEFER**

Custom Software Engineering, Inc.

807 Minutemen Causeway (D-2), Cocoa Beach, Florida 32931

(305) 783-1083 For information or technical support, please call between 5:30 and 8:30 P.M. Eastern time.

DISK DATA HANDLER - 64K

Provides the growth capability needed for your increasingly sophisticated applications.

- Designed to use the full 64K RAM... may also be configured for 32K.
- Uses standard ROM's... No special operating system required!
- Allows you to design disk data files for your specific needs. You define a basic record of up to 14 fields and 246 characters.
- Provides fast selection and sorting based on any field or combination of fields in this record.
- Powerful in-screen input and update.
- User defined output of reports to screen, printer, or disk files which may be read by your BASIC programs for any computational or special formatting requirements.
- Printer reports allow headings, page breaks and page numbering, and let you pass control codes to drive your printer's special features.
- Maximum number of records you may work with at one time will depend on RAM configuration and record size... 64K (32K) 1850 (500) - 21 char records... 179 (49) - 246 char records.
- An optional Extended record linked to the basic record may also be defined. Size of this Extended record is not a factor in determining maximum number of records.
- NOW... also includes DDH DIRECTORY FILE BUILDER... a listing of a short program to read directory information from your disks and produce a combined file index.

\$54.95 in BASIC with Machine Language subroutines.

That's INTEREST-ing

Let your computer do some REAL computation!

- Helps you solve problems dealing with time, money, and INTEREST!
- Amortization tables any way YOU want them... even lets you change any terms mid-schedule!
- Calculates Present Value, Future Value, Capital Recovery for any combination of payments you specify.
- Rate of Return computation predicts how hard your money will be working for you!
- Computes Bond yields... current and to redemption.
- All answers available on screen or printer.

\$29.95 in BASIC

MATH TUTOR

5 programs in 1

- Step by step approach... error correction.
- Goes from basic fact drill (+, -, x, /) to full addition, subtraction, multiplication, division.
- Four levels of difficulty.

\$13.95 in BASIC

★★★★★★★★ SPELLING TEACHER

Teaches YOUR word lists... suitable for any level from kindergarten to college!

- Words presented in FOUR different modes... study, scrambled word game, trial test, and final test.
- Misspelled words are retaught to reinforce correct spelling.
- Tape or disk files store up to 200 words.

\$12.95 in BASIC

DISK DOUBLE ENTRY

If you have spent hours trying to balance your Debits and Credits, this program is for you!

- Designed for small business, club and personal use.
- Enter transactions in a journal type format. Program will maintain current account balances, produce Trial Balance, Income, and Balance Sheet reports and complete Account Ledgers.
- Will handle up to 300 accounts including report headings and totals.
- Up to 1400 average transactions on a diskette.
- Summary reports and four levels of subtotals available.
- Requires 32K and an understanding of standard double entry accounting concepts.

\$44.95 in BASIC with Machine Language subroutines.

★★★★★★★★

STATEMENT WRITER

For use with (and requires) Disk Double Entry

- Produces statements suitable for billing from your Receivables accounts.
- Provides mailing labels to use with your statements and account summaries.
- Designed and documented to allow you to change formats to accommodate your own special needs.

\$34.95

COMMAND STREAM PROCESSOR

Powerful, versatile utility adds a new dimension to your Color Computer.

- A program to run your other programs!
- Will allow you to prepackage a stream of direct system commands as well as INPUT and LINE INPUT to your BASIC program. This results in a totally automated stream of activity.
- If you understand your computer and the flow of activity required for your total operation, you are ready for the power of COMMAND STREAM PROCESSOR!

\$19.95 Completely relocatable... Machine Language

GRAPHIC SCREEN PRINT PROGRAM

Works in all PMODES and lets you shift screen image anywhere on the printed page.

- Relocatable code lets you use all of your 16K or 32K machine.
 - Available for Color Basic 1.0 and 1.1/1.2. Use EXEC41175 to see which you have and SPECIFY WITH ORDER.
 - SPECIFY PRINTER TYPE... in Machine Language
- \$7.95** - TRS-80° LP-VII/VIII & DMP 100/200/400/420
\$9.95 - Epson GRAFTRAX°, NEC° PC8023 A-C, IDS440/445, Paper Tiger° 460/560, Micro Prism° 480, Prism° 80/132 (with dot plotting), TRS-80° DMP-120, TDP-1, PROWRITER° Centronics 739, Micro-line° 82A/83A (with Okigraph 1) /84/92/93, Star Micronics, Inc. GEMINI 10/10X/15 and Gorilla Banana.
(Trademarks of Tandy Corp., Epson America, Inc., C-Itoh, NEC America, Okidata Corp., Integral Data Systems, Inc.)

★★★★★★★★

ALPHA-DRAW

Works great with GRAPHIC SCREEN PRINT PROGRAM!

- Subroutine designed to let you add any keyboard character to your graphic displays.
- You define X and Y coordinates and a string variable of one or more characters... ALPHA-DRAW does the rest!
- BONUS - includes instructions for a true line-numbered merge of tape files.

\$8.95 in BASIC



ALL PROGRAMS require Extended Color Basic and are delivered on cassette. All, except Tape Date-O-Base Calendar, are DISK System compatible.

U.S. and CANADA add \$1.00 per order for shipping. Overseas \$2.50 per order. All prices in U.S. dollars. Florida residents add 5% sales tax. Return within two weeks if not completely satisfied.



For VISA and Master Card orders: Include type, account number, expiration date, signature and phone number. Sorry! No COD's.





It's Time To Assemble 'Round the Ol' CoCo

A beginner's assembly language tutorial column

By R. Bartly Betts
Rainbow Contributing Editor
with Programs by Chris Bone

I understand that some of you didn't do last month's assignment and study your editor/assembler manual. Well, for punishment I have put a hex on this month's program listing. Until you complete the assignment, the program won't work for you . . . and it's a pretty nifty program, so shape up.

I, too, hate studying manuals. Instead of taking 15 minutes to read directions and learn how to run a program or hook up a gadget, I flounder ahead on my own. An hour later, when it doesn't work, I start reading the manual. Sometimes I even find that I haven't destroyed the program or gadget and, when I know what I am doing, it finally works.

Why am I telling you this? Because I haven't learned my lesson and foolishly

(Bartly Betts is a former reporter and magazine editor now operating a retail store and custom leather shop in Brooks, Alberta, Canada. He has owned and operated a Color Computer for over three years and is presently taking an electronics and computer course by correspondence. Chris Bone is a college computer science major and has been programming for more than three years. He averages between six and nine hours a day on the CoCo.)

think everyone else feels the same way. While I'm not suggesting you throw away your manual, I do feel it's time to forge ahead and write assembly language programs. I don't mean copying someone else's, but writing your own . . . it's time for the real thing.

A Spoon For Your Ice Cream

So, fire up your computer, then load and execute your editor/assembler. At the "*" prompt, press 'Z' ENTER to get into the ZBUG mode. At the ZBUG prompt (#), press 'R' ENTER. The screen shows a display similar to this:

```
A=00  B=00  DP=00  CC=00
X=000 Y=0000 U=0000 S=3977
PC=0000
```

What you see are the values contained in your computer's registers.

In assembly language, registers are important. They are the spoon for your ice cream, the disk with your disk drive, the gas tank in your car. Nearly everything you ask your computer to do is accomplished with the aid of one or more registers.

While the registers are actually memory locations that can contain eight or 16 bytes of information, they are located in the CPU (Central Processing Unit) rather than in RAM (Random Access

Memory) or ROM (Read Only Memory). This means that they are fast at manipulating data.

In the Color Computer, the CPU is the 6809E chip. It controls what your computer does or is capable of doing. A computer is no better than its CPU and the 6809E is a good one.

Examining the CPU registers helps you understand what a program is doing and, if there are problems, where those problems occur. If you do nothing but turn your computer on, then load and execute *EDTASM+*, most of the registers will contain a value of zero, as shown in the previous example.

The Hex Paycheck

If you did your Hex homework in the first column, you will be glad to know it is time for the payoff. Registers are displayed in Hex values. Despite what others may say, life in assembly language just isn't worthwhile unless you know Hex.

You should also notice that registers X, Y and U hold two bytes (16 bits) while registers A and B hold only one byte (eight bits). It takes two hexadecimal characters to represent each eight bits.) You'll be learning a lot more about this later, but the 6809's ability to do 16-bit operations in an eight-bit CPU is what sets it apart from the

crowd. It will also make your assembly language programming a much lighter task.

Using the registers in an assembly language program is easy, so let's do it. If you are still in ZBUG, press 'E' ENTER, to return to the editor. Now type 'I[10]ENTER to get into the insert mode, beginning at Line 10. Now type in the short program below.

```
0010 START LDA #10
0020 LDB #10
0030 LDX #10
0040 LDY #10
0050 LDU #10
0060 SWI
0070 END
```

As you probably know or guess, the program doesn't do much except illustrate the loading of registers A, B, X, Y, and U with the decimal value of 10. You can see for yourself by assembling the program and running it. Press BREAK to exit the input mode and then, in the edit mode (at the "*" prompt), type A/IM/WE ENTER. The program should be assembled in memory with no errors. If there are any, do what editing is necessary.

Now press 'Z' to get back to ZBUG and then press 'R' ENTER to look at the registers. They now should look like this:

```
A = 0A B = 0A CC = 80 = E
X = 000A Y = 000A U = 000A S = 3977
PC = 3A63
```

It's A Hex Of A Life

Don't worry if all of the registers are not the same. A, B, X, Y, and U, should all show a value of decimal 10, however. If, on the other hand, you are confused because your show a value of 0A, then what can I say but, "aren't you sorry you didn't study the registers first lesson?" But, because I have a heart, I'll tell you that decimal 10 is 0A in Hex.

There is one other register that needs explaining. Actually, it isn't a new register, it is the product of two of the registers already mentioned. The D register is a 16-bit register that is formed by combining the values of register A and register B. It is a very handy innovation as you will see in the future. Naturally, when you are using the D register, you cannot use register A or register B for any conflicting operations.

To see how the D register works, type in these lines:

```
0010 START LDD #6000
0020 SWI
0030 END
```

You will never see a shorter program. It does the job, however. Assemble it before you enter ZBUG. Type GSTART ENTER to execute the program; then press 'R' ENTER to display the registers. Now try to locate the value of 6000 decimal that should be in register D. If you are having trouble, remember that register D is a combination of registers A and B and that the value will be in Hex. The value in register A should be \$17, and the value in register B should be \$70. Put together, they are \$1770 in Hex. If you convert \$1770 to decimal, the result is 6000.

NOTE: From now on, I will represent Hex numbers by preceding them with a "\$" sign, in the same manner you must enter them in EDTASM+ assembly programs.

Counting On ZBUG

If you did study your EDTASM+ manual, you will already know that there is an easy way to convert Hex, decimal or octal numbers back and

"The D register is a 16-bit register that is formed by combining the values of register A and register B. It is a very handy innovation as you will see in the future."

forth. If you haven't tried it, go to ZBUG and type [0][10] ENTER. This tells ZBUG that you want values displayed in decimal, or base 10. Now type 1710=, and immediately the value of 6000 will be displayed. To get back to Hex, type [0][16] ENTER. Use the same procedure to convert in octal, or base eight if the need arises. There are several other ZBUG calculation features and, if you have not done so, it would be beneficial to review Chapter 6 in the EDTASM+ manual. Knowing how to use

the ZBUG calculator will prove useful in the future. But don't get mad because I made you learn to do the conversions the hard way. It isn't always easy or convenient to call up the ZBUG operation when you need a simple conversion or two.

What the #\$,+ Does It Mean?

If you refer to the previous examples of source code, you will notice that the numbers loaded into the registers were preceded by the symbol "#." In the future I will discuss this and other symbols more fully, but for now the following information may help you.

The "#" symbol tells your assembler that the number following it is an actual value, and not a memory location. If the "#" symbol is omitted, the assembler concludes that the number refers to a memory address.

Preceding the number with a "\$" symbol tells the assembler that the value is in Hex. The comma lets you use a value in a register as a memory address. Placing a plus sign after a register increments the register by one. Placing a minus sign decrements the register by one. Following are some examples:

```
0010 LDA ,B Loads the value of register B into register A
0020 LDA ,B+ Loads the value of B into A and increments B by 1
0030 LDA #10 Loads decimal 10 into register A
0040 LDA #$10 Loads Hex 10 into register A
0050 LDA $10 Loads register A with the value contained in memory location $10
```

The Value Of Labels

There is one last item to cover this month before giving you your next assignment. That has to do with the use of labels. Labels can be used in assembly language to represent memory locations or values as in the following examples:

```
0010 STARTLDDX #$400 Load X register with Hex 400
0020 LOOP LDA ,X+ Load A with the value in memory location pointed to by register
```

NEW DISK DRIVES

STARTING AT
\$159.00


**WITH CASE &
POWER SUPPLY
\$189.95**



TANDON MPI TEAC

Speed 6 ms tk to tk and up
Capacity 250k unformatted
Tracks 40
Warranty **now 1 YEAR**

New Low Price!



40Tks 6Ms
Double Sided
Double Density

1/2 Hght. Teac/Panasonic



We carry only the finest quality disk drives • no seconds • no surplus

SATISFACTION GUARANTEED!!

ALL DRIVES FULLY TESTED & WARRANTED

- Complete Disk Drive with Power Supply & Case \$189.95
- Two Drives in Dual Case & Power Supply ~~\$359.00~~ Call
- 1/2 ht double sided double density Disk Drives (Panasonic/Teac) ~~\$219.95~~ Sale
- 1/2 ht double sided double density Disk Drive with ps & case, ~~\$249.95~~ Sale



How to use your new drive system on audio cassette

Single ps & case ...\$44.95 Dual ps & case \$79.95

Color Computer Controller (J&M)  \$129.95

DRIVE Ø FOR RADIO SHACK COLOR COMPUTER

TANDON, MPI OR TEAC DRIVE (SINGLE SIDED 40 TRACKS SPEED 5 MS TRK TO TRK & UP)
POWER SUPPLY and CASE, TWO DRIVE CABLE WITH ALL GOLD CONNECTORS

J&M CONTROLLER, MANUAL and DOCUMENTATION ~~\$329.95~~ **\$ SALE!**

DRIVE Ø FOR RADIO SHACK COLOR COMPUTER

PANASONIC 1/2 HEIGHT DOUBLE SIDED DOUBLE DENSITY DRIVE 500K unformatted
POWER SUPPLY and CASE, 2 DRIVE CABLE WITH ALL GOLD CONNECTORS

J&M CONTROLLER, MANUAL and DOCUMENTATION ~~\$399.95~~ **Super!! SALE!**

TAKE ADDED SAVINGS ON TWO DRIVE SYSTEMS

DISKETTES with free library case \$17.95

Unadvertised Specials \$Call

Drives cleaned, aligned & tested  \$29.95

TECHNICAL STAFF ON DUTY, PLEASE CALL FOR ASSISTANCE.

BUY THE BEST
FOR LESS!
CALL!



**CALL US TODAY!!
ORDER TOLL FREE**

**(617)234-7047
1-800-635-0300**


* DEALER INQUIRIES INVITED.
(617) 234-7047



TRUE DATA PRODUCTS

195 Linwood Street, P.O. Box 546
Linwood, Massachusetts 01525
(617) 234-7047
HOURS MON-SAT 9-6 (EST)

We welcome

- Visa /Master Charge 
- Checks (allow 2 weeks for clearing)
- C.O.D. Add \$2.00

```

0030      X, increment X
        CMPA #65 Compare reg-
0040      BEQ  END If equal,
        branch to END —
        program ends
0050      CMPX #600 Compare
        value in X with end
        of screen
0060      BNE  LOOP If not at end
        of screen look at
        next location
0070 END   SWI  Program ends
        here
0080      END

```

This program begins looking for a value of 65 (the character A in ASCII) at memory location \$400. If that location does not contain 65, the program looks at the next location. This will continue until a value of 65 is found or the end of the screen is reached (\$600) and the program ends. Labels were used in three lines. In Line 0010, START is used to indicate where the program begins. START points to the actual memory address. Thus, you can type GSTART in ZBUG and execute your assembled

program.

The second label, LOOP, will point to the first line in the search routine. Thus, Line 0050 only needs to indicate a branch to LOOP to repeat the search pattern.

The third label, END, is used in the same way, to allow the program to stop when register X contains \$600. BEQ is the instruction code for Branch On Equal. In this case it means branch to the memory location represented by the label "END" if X=\$600.

To test the program, enter and assemble it. GOTO ZBUG and type GSTART ENTER. Reverse asterisks should replace the letter A and ZBUG should report "BREAK @ END." Now press 'R' to look at the registers. Register X should contain \$600.

All of this leads up to the assignment for this month. Using your editor/assembler manual and the information in this column, enlarge on the above program to print alpha characters on the video screen (memory location \$E400), search the screen memory for the "A" character and replace it with an asterisk (which has an ASCII value of 42).

Win Prizes And Get Your Name In Lights

If you like, send a copy of your solution to me on a disk or tape, and if you have the best code, I will return your submission with a couple of neat programs that I have in stock. I'll also give your solution and your name prime time display in a future column. Be sure to supply a stamped, self-addressed envelope, if you want your disk or tape back. My budget wouldn't allow me to pick up the tab on all of the responses. If you are not a beginner, please wait for a tougher job. I will try and give some assignments in the future that will test the mettle of those of you with more experience.

And Now . . . Your Official Byte Master Badge And Secret Code Ring

Next month you will learn more about registers and codes and how to use them. We will also talk about how to use machine language routines with BASIC programs and how to use your BASIC's built-in routines. You have made giant strides forward this month and, when you complete the assign-

One Stop Shopping For the Color Computer

Disk Charger

from

REITZ™

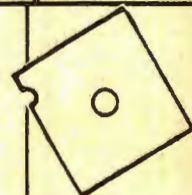
Make your disk system run
up to 6 times faster!

For units with Non
Radio Shack Drives **\$21.95**

Reitz™ Diskettes

Lifetime Guarantee
10 pack with labels and
Plastic Storage Box!

10 SS/DD . . . \$24.95 includes TYVEC Sleeve
10 DS/DD . . . \$34.95
100 Bulk Packed SS/DD Disks only \$1.90/ea.



FLIP IT!
Punch
your
disks
for
double
the
storage

\$9.95

REITZ™

Serial to Parallel CONVERTER

Transfer data to your printer
at up to 9600 BAUD

\$59.95

INTRODUCING:

MUSICA II!

from Speech Systems
Now print music on your EPSON



or Gemini Printer! **\$39.95** disk **\$34.95** tape

We also carry software from these fine vendors:

Computerware Softlaw	Skyline
Prickly Pear Elgen	Sectral Assoc.
Tom Mix Double Density	Moreton Bay

1-(419)-537-9533

1-(419)-537-1432

REITZ
COMPUTER CENTER™

3170 W. Central Ave.
Westgate Meadows Shopping Center
Toledo, Ohio 43606



Please include phone number with all orders. Include \$5.00 shipping for all hardware orders and \$2.00 for all software orders. Ohio residents please add 6% state sales tax.

ment, you join the computer-user elite, the few who call themselves assembly language programmers. (Sorry, I don't really have a "Byte Master" badge and secret code ring to send you.)

Reveal All With SCANDAL

But, as promised from the beginning, Chris has written a great machine language program for this month that will search through your BASIC programs for any specified string. You can use this as a cross reference or as a global search utility. To use the program, you will have to enter it with your editor/ assembler and assemble it to disk or tape with the filename of *SCAN/BIN*. See your manual or past "Byte Master" columns for information on how to do this.

Now, if you have a BASIC program loaded and wish to find out what lines contain the string "HELLO," all you have to do is load *SCAN* and initialize it by typing *EXEC &H7FAC* ENTER for the 32K version or *EXEC &H3FAC* for the 16K version. Then type *EXEC: HELLO. SCANDAL* (that's the program's full name) and it will print out

every line number that contains "HELLO." The routine can be used any number of times by repeating the procedure of typing *EXEC:* followed by the string or command you wish to find.

Why name the program *SCANDAL*? Well, when Chris wrote the program, he named it "SCANNER FOR BASIC." He doesn't know I renamed it yet, but when I tried to shorten it, *SCANFB* just didn't sound romantic. I decided that *SCAN DA LINES* sounded much better and shortened nicely to *SCANDAL*. If I have to write the program on my own next month, you'll know what Chris thought of the name change.

The program listing is given below. It is well commented and it should not be too hard to follow the main points. If you are not far enough along to understand all of the program yet, don't worry. Just use your editor/assembler to enter and assemble it. Then enjoy a fast search of any BASIC program. As well as the comments with the program, we have tried to provide an outline of the program flow which should be of help to you. All of the concepts covered in this lesson are used in the program

plus a few more. Especially try to follow how the data is transferred and manipulated through the registers.

The Program


To load the program after it is saved, type: "*CLEAR I, &H7FAB: CLEAR 300 :LOADM "SCAN"*" for the 32K version or type: "*CLEAR I, &H3FAC: CLEAR 300:LOADM "SCAN"*" for the 16K version. If you are using cassette, type *CLOADM* instead of *LOADM*.

To use the program, type: *EXEC &H7FAC* to initialize *SCANDAL*. After that you can use the routine as often as you wish by typing: *EXEC:* followed by the searchname.

For example, if you wish to find the lines which contain "A\$" type: *EXEC :A\$* and the numbers of all the lines which contain A\$ will be displayed.

The program also allows a wild card. A wild card is a symbol that can be used to represent any other character or characters. For instance, if you wish to search for all *GOTO 10* and *GOSUB 10* commands in a program, you can type: *EXEC:GO<backslash> 10*. The backslash (formed by typing SHIFT CLEAR) is

WORKBASE



SALES OR CLIENT PROFILE

INVENTORIES

MAILING LISTS

LEDGERS

APPOINTMENT SCHEDULES

ORDER ENTRY

REAL ESTATE LISTINGS

PROPERTY RENTALS

STUDENT OR PERSONNEL RECORDS

THE DATABASE SYSTEM DESIGNED FOR BUSINESS

CAN YOUR DATA BASE REMEMBER HOW YOU DID IT. LAST TIME?

CAN YOUR SECRETARY RUN REPORTS AND POST TRANSACTIONS USING YOUR DATABASE?

CAN YOU DEFINE AND SAVE REPORTS AND CALCULATIONS WITH RECORD SELECTION & SORT PARAMETERS?

IS YOUR DATABASE ALL-IN-ONE INTEGRATED PACKAGE?

CAN YOU PRINT INVOICES AND STATEMENTS?

CAN YOU PRINT TRANSACTION SUMMARIES BY ACCOUNT?

CAN YOU SELECT, SORT, & PRINT FORM LETTERS & LABELS IN ONE OPERATION?

NEW! FROM THE CREATORS OF HOMEBASE!!

ALL-IN-ONE INTEGRATED PACKAGE: DATABASE, SPREADSHEET, WORD PROCESSING & MAILMERGE

INTRODUCTORY PRICES: WORKBASE I \$64.95 400 RECORDS — WORKBASE II \$79.95 1200 RECORDS

CALL TOLL FREE: 1-800-334-0854 (EXT 887)

OR SEND CHECK OR MONEY ORDER TO:

WORKBASE DATA SYSTEMS
P.O. BOX 3448, DURHAM, NC 27702

a wild card and represents any letters that follow *GO*, in this case *TO* and *SUB*, in order to find the *GOTO* as well as the *GOSUB* commands.

How It Works

In BASIC, each line starts with two bytes that point to the starting address of the next BASIC line. The pointers of the last line of a program point to zero. You can obtain the line number by using the third and fourth bytes in the following calculation:

Byte #1 * 256 + Byte #2 = the line number

The BASIC line begins with the fifth byte. BASIC keywords and commands are in tokenized form. That is, a BASIC command, like *PRINT*, is represented by a one- or two-byte token value, rather than the actual word. To mark the end of the line, a zero is added. *SCANDAL* uses the above information to work its way through the BASIC program, going from one line to the next, without becoming lost.

Memory location \$19 (decimal 25) contains the location of the first line of BASIC. This is used to get the program started. Memory location \$A6 (decimal

166) contains the parse address which indicates where the computer was looking when you typed *EXEC:searchname*. When the program starts this pointer will be directed to the colon between *EXEC* and the searchname. The first job of *SCANDAL* is to skip the colon and read the target string.

The pointer to the target string is saved into the label *STRNG* and will be there whenever needed. Next, register U is set to point to the start of the first line of BASIC and *SCANDAL* launches into the main program loop.

The main loop has three jobs: 1) to save the start of the next line; 2) to compare the target string to the current line; and 3) to provide the correct output for the current line.

The listing:

(Type in either Line 10 or 11 depending on the memory you have, but do not type in both lines.)

```

00010  ORG  $7FAC *32K START USE THIS LINE FOR A 32K MACHINE
00011  ORG  $3FAC *16K START USE THIS LINE FOR A 16K MACHINE
00020  START LDX  $A6 *PARSE POINTER (IN KBRD BUFFER)
00030  LEAX 1,X  *SKIP DIVIDING COLON
00040  STX  $A6  *SAVE TARGET STRING POINTER
00050  LDU  $19  *START OF BASIC PROGRAM STORAGE
00060  BEQ  QUIT  *IF NO PROGRAM THEN QUIT
00070  LOOP PSHS U  *SAVE AS LOC OF LINE TO SCAN
00080  LDD  #4   *ACTUAL BASIC STARTS 4 BYTES INTO LINE
00090  TLOOP PSHS A,B *SAVE CURRENT OFFSET
00100  LDX  $A6  *GET START OF TARGET STRING
00110  LDY  2,S  *GET START OF BASIC LINE
00120  LEAY D,Y *ADD OFFSET INTO LINE
00130  TEST LDA  ,X+ *GET BYTE OF TARGET STRING
00140  BEQ  HIT  *IF IT IS ZERO THEN WE HAVE A MATCH
00150  TST  ,Y   *IS THE NEXT BYTE OF LINE ZERO (END OF LINE)
00160  BEQ  NEXTL *IF SO SET UP THE NEXT LINE
00170  CMPA ,Y+  *IS THE TARGET BYTE = STORED BYTE
00180  BEQ  TEST  *IF SO GOTO CHECK MORE OF STRING
00190  CMPA ##SC *IS THE TARGET BYTE A WILD CARD
00200  BEQ  TEST  *IF SO GOTO CHECK MORE OF STRING
00210  NOHIT PULS A,B *RETRIEVE CURRENT OFFSET
00220  ADDD ##1  *BUMP BY ONE
00230  BRA  TLOOP *GO COMPARE FROM NEW OFFSET
00240  HIT  LDX  2,S *GET START OF LINE
00250  LDD  2,X  *GET LINE NUMBER OF THAT LINE
00260  JSR  $BDCC *OUTPUT THE LINE NUMBER
00270  LDA  ##20 *GET ASC OF SPACE INTO REG A
00280  JSR  [A002]*PRINT CHR$(A)
00290  NEXTL PULS A,B,U *SKIP OFFSET AND GET LINE POINTER
00300  LDU  ,U   *GET NEXT LINE POINTER
00310  BNE  LOOP  *IF NEXT LINE PNTR<>0 THEN CHECK NEXT LINE
00320  QUIT LDA  ##0D *GET ASC OR CR INTO REG A
00330  JSR  [A002]*PRINT CHR$(A)
00340  LDX  ##20C *GET START OF KBRD BUFFER
00350  CLR  ,X   *SET FIRST BYTE OF KEYBRD BUFFER TO ZERO
00360  CLR  1,X  *AND THE SECOND BYTE
00370  CLR  2,X  *AND THE THIRD
00380  STX  $A6  *SAVE START OF BUFFER AS PARSE POINTER
00390  RTS                    *RETURN TO BASIC
00400  END

```

Job 1) Save the start of the current line in *LINE*. Get start of the next line. Put the next line pointer on the stack.

Job 2) Begin four bytes from the start of the line and, proceeding character by character, repeatedly go through the line to see if the target string is there. To do this, use an offset of four.

a) Save current offset, X=start of target Y=start of line+offset. If byte at Y=0 then End Of Line and the string was not found.

b) Get byte from target. If it is zero then success. If next byte to compare is zero then the search has failed. If the byte for target = the byte from BASIC then loop back to step b.

c) If search failed at this offset, add one to offset and try again.

Job 3) If it was a success, then output the line number and a space, else do nothing.

END OF MAIN LOOP: Skip the copy of the offset on the stack and get the pointer to the new next line. If the pointer is zero, go to Job 1.

END OF TASK: Print a carriage return to make a neat looking output. Get the start of the keyboard buffer. Zero the first three bytes and save \$2DC as the parse pointer. Return to BASIC.

EXIT: The computer goes to parse the next character, sees that it is a zero so dumps out to the OK prompt and thus avoids an ?SN Error.

Creating the Rainbow Checkbook

By Richard White
Rainbow Contributing Editor

Last month we started developing a program called *Rainbow Checkbook* which will replace a program I am currently using that does not automatically provide for reconciling the checkbook balance with the bank balance. Well, this new one will do that and provide printed reports. Most of last month's discussion dealt with getting started, the planning phases and the decisions needed in order to properly structure the program. One important piece is the functional specification which describes what you expect the program to do. Here is the one we considered last month.

Functional Specifications

- 1) Be able to enter, edit and save checkbook entries.
- 2) Be able to scroll up or down through the file using the arrow keys.
- 3) Make needed functions available from the appropriate workscreen without exiting to a menu.
- 4) Be able to edit a record, delete it or insert a new record.
- 5) Have a routine to start a new file from scratch.
- 6) Be able to strip cleared items from the current file to an archive file after reconciliation with the bank statement.
- 7) Calculate a bank balance based on cleared items only for comparison with the balance on the bank statement. Corrections to cleared items must update the calculated bank balance. The calculated balance

should duplicate that on the bank statement when all items are correctly entered and cleared.

- 8) Print a hard-copy report showing all cleared transactions and a bank balance reconciliation. This will include summations of deposits, checks and adjustments. Adjustments will include all non-deposit and non-check transactions including account charges, interest earned and check charges.
- 9) Support cassette and disk files.
- 10) Operate in a 16K Extended or Disk BASIC machine.

From this description, the program modules needed can be defined and blocks of lines assigned. I follow certain standards. Subroutines used by more than one module and some frequently used by only one module go at the front. Thereafter, functions are assigned to 100 line blocks. I expect to use line spacing of two or even one to make things fit. Initialization routines that are executed only once go at the end of the program. Accordingly, the following assignments were made for *Rainbow Checkbook*.

Lines	Function
1-9	Most frequently used sub-routines
10-99	Other subroutines
100-199	Enter items
200-299	Edit records and update balances
400-499	Strip cleared items to make updated current file
600-699	Print report
900-999	Tape and disk I/O
2000-2099	Initialization
2100-2199	Make new file
10000	Save program routine
10100	PCLEAR 1 routine

(Richard White has a long background with micro-computers and specializes in BASIC programming. With Don Dollberg, he is the author of the TIMS data-base management program.)

Last month we covered initialization and the make-new-file routine up to the data entry point. Subroutines called up to that point were discussed. If you are just now joining us and want to enter the program, I suggest you enter the lines below now. Those who have typed along this far, note that quotes have been added after *DAVCESLNB* in Line 2050 and correct your file.

```

# GOTO10100
10100 PCLEAR1:GOTO20000
20000 CLEAR3763:DIMA$(142),A(142,1)
2050 RC$="RAINBOW CHECKBOOK":SS$="###,###.##":
  SN$="% % NOTE":CR=1:LR=1:
  IS$="DAVCESLNB"+CHR$(10):S4$="% %":
  CS$="OUTSTD":A$(0)="$ $ $FIRST ENTRY BELOW"
2100 CLS:PRINT@B,RC$:PRINT@42,"RICHARD
  WHITE":PRINT@76,"(C) 1984":PRINT@200,"LOAD
  FILE":PRINT@264,"NEW FILE":PRINT@328,"":
  GOSUB1
2110 IFI$="L"THEN950ELSEIFI$(">"N"THEN2110

1 PRINTCHR$(191);I$=INKEY$:IFI$=""THENFORX=0T05:
  NEXT:PRINTCHR$(8);GOTO1ELSEPRINTCHR$(8);RETURN

38 A$(CR)=CC$+"$"+CD$+"$"+LEFT$(CS$,1)+"$"+CN$:
  A$(CR,@)=CA:A$(CR,1)=CB:RETURN

2120 CLS:GOSUB50:PRINT:PRINT:PRINT"ENTER LAST
  BANK STATEMENT BALANCE ";:
  LINEINPUTI$:BB=VAL(I$):
  PRINT@128,STRING$(64,32):GOSUB52:GOSUB54:
  GOSUB58

50 PRINT@B,RC$,"ITEM DATE AMOUNT BALANCE":
  RETURN
52 PRINT@352,"LAST BANK BALANCE ";:PRINTUSINGS$;
  BB:RETURN
54 PRINT@384,"<ENTER> =NEXT CHECK #",
  "1ST DIGIT STARTS NEW # SERIES":RETURN
56 PRINT@448,"DEPOSIT ADJUSTMENT VOID CLEARED
  EDIT SAVE LOAD NEW MONTH "CHR$(94)"$";:
  RETURN
58 PRINT@448,"DEPOSIT ADJUSTMENT VOID","EDIT SAVE
  "CHR$(94)"$";:RETURN

2130 PRINT@320,"ENTER OUTSTANDING ITEMS ";:
  PO=224

10000 SAVE"RNBWCKBK" (For disk users. Tape users
  use code below.)

10000 INPUT"WANT TO RUN PAST LEADER";I$:
  IFI$="Y"THEN MOTORON:FORX=1T06000:NEXT
10010 FORC=1T02:CSAVE"RNBWCKBK":MOTORON:
  FORX=1T06000:NEXT:NEXT:MOTOROFF

```

The subroutines 50, 52, 54 and 58 are called by Lines 2120 and 2130 to print a workscreen with a header, prompts and messages. Here comes the action.

```

2140 PRINT@PO,"":GOSUB1:VI=VAL(I$):IFFG=0
  AND(VI)>0RI$=CHR$(13):GOSUB60:GOTO2140

```

In Line 2140 the *PRINT@PO," "* moves the printing position to 224 defined in Line 2130. This is the start of Line 8 on the screen. *GOSUB1* sends the program to the *INKEY\$* subroutine that prints its own cursor at 224 while waiting a key input. Input may be a carriage return to continue with the next check in sequence, a digit to start a new check sequence or a letter or arrow to initiate a different input or function. *VI=VAL(IS)* converts the character to a number if it is a digit or a zero if it is anything else.

Now things are getting more complicated. When we scroll back or forth through the database, we need to prevent inadvertent data entry on top of existing records. *FG* is a flag that is set to 1 when the scrolling back is started. This fails the first test of the *IF* preventing access to the check entry subroutines. Access is only allowed if a digit or carriage return is entered. In programs like this each operation must be user proofed. It is too easy to make a mistake.

If *FG=0*, the first test is met and *VI* is checked for greater than 0. Alternately, *IS* may contain a carriage return, *CHR\$(13)*. *IF* either test is met, control is transferred to the subroutine in Line 60. Note, there is no *THEN*. *IF . . . GOSUB* and *IF . . . GOTO* are acceptable alternates to *IF . . . THEN*, save a byte over *IF . . . THENGOSUB* and should be easier to read.

```

60 GOSUB22:GOSUB30:GOSUB37:GOSUB40:RETURN

```

```

22 IFI$=CHR$(13)THENCC=CC+1:CC$=STR$(CC):
  CC$=RIGHT$(CC$,LEN(CC$)-1):
  PRINT@224,USINGS4$:CC$:RETURN

```

Line 60 simply calls four subroutines in order and we will take them in order. Line 22 tests for the carriage return. If *IS=CHR\$(13)* then *CC*, a variable carrying the current check number is incremented and then converted to a string. *STR\$(CC)* puts a space before the characters when it makes the string. The code *CC\$=RIGHT\$(CC\$,LEN(CC\$)-1)* gets the right portion of the string containing the characters leaving the left-hand space behind. The program is designed to print check numbers up to 9999 using a four character *PRINTUSING* format string. This will only work for four character numbers when the space is stripped off. Next comes the code to print the number at the start of Line 8 and the *RETURN*.

```

24 IFVI>0THENPRINTUSING"#:VI:;LINEINPUTI$:
  CC$=STR$(VI)+I$:CC$=RIGHT$(CC$,LEN(CC$)-1):
  CC=VAL(CC$):RETURN

```

Line 24 begins with an error in logic. You have not seen all the program text to be able to make this call. Right now, the only way to get to Line 24 is from Line 22 when

IS < *CHR\$(13)*. We can trace the path back to Line 60 and then to Line 2140 which tested to see that there was either a carriage return or a digit before sending the program to 60. So, to get to Line 24 in the first place, *VI* must be greater than zero and the *IF . . . THEN* test is redundant. For now the line stands as an example of a harmless error that costs a few bytes and a bit of time. But, when every byte counts, you need to watch out for these types of things.

First, *VI* is printed with a semicolon to hold the print position at the end of the character. Next the rest of the digits are entered through *LINEINPUT\$*, *VI* is converted to a string and *IS* is added to it. Again the right portion is stripped off to eliminate the leading space, the string is converted to a value and *RETURN*. Since the digits input through *LINEINPUT* appear on the screen, there is no need to print the *CC\$* string at this time.

```
30 PRINT@229,"";:LINEINPUT$:IFI$(">")THENCN$=I$
31 PRINT@229,USING"% Z";CN$
32 PRINT@236,"";:IFFG<>1THENLINEINPUT$:
  I=VAL(I$);IFI$(">")THENCN$=IELSESECA=#
34 PRINT@236,USINGSS$;CA;:RETURN
```

Lines 30 to 34 get the date and amount. In Line 30, a print position, 229, is established and *LINEINPUT\$* is used to get an input.

If the date is the same as the previous entry, the user can press ENTER to return an empty string and *CD\$* is not changed. Otherwise, *CD\$=IS* and Line 31 prints the result either way. Line 32 is similar except the flag *FG* is tested. If a check is voided, *FG=1* and the amount is immediately set to zero and the input code bypassed. Here too, it is possible to enter a null string with ENTER only to repeat the previous amount. The amount is printed using the format string *SS\$* to put the amount into the form ##,###.## and the *RETURN* is issued.

```
36 IFC<>0ORCC$="ADJ"THENCN$=CN-CA ELSECN$=CN+CA
37 PRINT@247,USINGSS$;CN;:PRINTUSINGSN$;CS$;:
  LINEINPUT$:IFI$(">")THENCN$=IELSECN$=" "
```

Lines 36 and 37 are designed to be done in sequence in normal data entry. Our program convention says that checks and adjustments are to be subtracted from the previous balance while deposits are added. An interest credit would be entered as a negative credit. (I don't have enough money to have an interest bearing checking account so I have never tested the approach.) Line 37 prints the balance formatted using ##,###.##, prints the status, *CS\$*, and inputs any note. If there is no note, the note variable, *CN\$*, is assigned a space. The new file routine does not use Line 36 since I plan on entering only outstanding items. Cleared items, interspersed with outstanding ones, would not be entered and there will be no way to keep an accurate running balance. We will need to provide a way to correct the check-book balance from the edit mode.

```
38 A$(CR)=CC$+"$"+CD$+"$"+LEFT$(CS$,1)+"$"+CN$;
  A(CR,0)=CA:A(CR,1)=CB:RETURN
```

```
40 CR=CR+1:LR=CR:GOSUB10:PRINT@224,STRING$(95,32):
  FG=0:RETURN
```

Line 38 makes a string of *CC\$*, *CD\$*, the left character of *CS\$* and *CN\$* each separated by a '\$'. The string is assigned as a member of string array *A\$(CR)* where *CR* is the current record number. The amount, *CA*, is assigned to numeric member *A(CR,0)* and the balance is put into *A(CR,1)*. Then control is returned to 60 which calls Line 40. I did not let the program fall through directly since Edit will probably have to handle the functions in Line 40 differently.

```
10 LC$=CC$:LD$=CD$:LA=CA:LB=CB:LS$=CS$:LN$=CN$
11 PRINT@96,USING$4$;LC$;:PRINT" LD$;
  PRINT@108,USINGSS$;LA:PRINT@120,USINGSS$;LB;:
  PRINTSTRING$(63,32);:PRINT@128,USINGSN$;LS$;:
  PRINTLN$:RETURN
```

In the New File mode, we will always be adding records at the end of the file. When *CR* is incremented, it is appropriate to set the *LR*, last record variable, to *CR*. Subroutine 10 moves the current-record data to the previous-record variables and prints this record towards the top of the screen. *PRINT@224,STRING \$(95,32)* erases the current record area of the screen. The flag *FG* is set to zero and control returned in turn to 60 and 2140.

```
2150 I=INSTR(1,"DAVES"+CHR$(94)+CHR$(10),I$);
  IFFG=0THENONI GOSUB62,64,66,200,900,68,18ELSE
  ONI GOSUB2160,2160,2160,200,900,68,18
2155 IFCR=LR THEN2130ELSE2140
2160 RETURN
```

If user needed some other routine than check entry, the appropriate key stroke brings the program to Line 2150. *INSTR* starts searching the string "DAVES"+*CHR\$(94)*+*CHR\$(10)* for the character in *IS*. These characters represent deposit, adjustment, void, edit, save, up arrow (*CHR\$(94)*) and down arrow (*CHR\$(10)*). If a match is found the character count from the beginning of the string is stored in *I*. We then encounter the flag *FG* again, this time set to 1 if we are scrolling through the file and otherwise zero. If *FG=0* the first *ONI GOSUB* is chosen and BASIC counts up one line number and transfers control to that line. The first three, 62, 64 and 66 send the program to the deposit, adjustment and void routines.

```
26 CC$="DEP":PRINT@224,CC$;:RETURN
28 CC$="ADJ":PRINT@224,CC$;:RETURN
62 GOSUB26:GOSUB30:GOSUB37:GOSUB40:RETURN
64 GOSUB28:GOSUB30:GOSUB37:GOSUB40:RETURN
66 I$=CHR$(13):GOSUB22:FG=1:GOSUB30:GOSUB37:
  FG=0:GOSUB40:RETURN
```

Lines 62 and 64 are nearly identical to Line 60 except that a routine to enter a check number is not used. Rather one of the subroutines to assign *DEP* or *ADJ* to *CC\$* and print

CC\$ is called. Line 66 is the "void check" which goes to Line 22 to get check number, Line 30 for the date and amount, Line 37 to print a balance and get any note, and then to 40 to move the current entry up the screen preparatory to the next entry. We mentioned the *FG* flag being set to 1 when we discussed Line 32. Here is where that happens and note that it is carefully reset to zero before departing the routine. This may not be necessary since *FG=0* appears in 40 as well. But, there may be a time when we use 37 without using 40, so this is surprise insurance.

Returning to Line 2150, if *FG=1* the second *ONIGOSUB* sequence is chosen and the first three positions hold 2160. This prevents the program from reaching the deposit, adjustment and void routines while scrolling.

Line 2160 has only a *RETURN*, but when control returns to 2150 it immediately is sent to the next Line 2155. If we are scrolling, *CR* will be less than *LR*. The position variable, *PO* used to set the print position in 2140 is set to position the *INKEY\$* cursor on a white space on the message line. When *CR=LR* the program is in the data entry mode and the program is sent to line 2130 to print the ENTER OUTSTANDING ITEMS message and reset *PO* to 244.

This is a good place to discuss how a *GOSUB* works. On a *GOSUB* call, the address in the program from which the call comes must be stored on the stack. If the program leaves the subroutine other than by a *RETURN* the return data stays on the stack. If this is done frequently, the stack builds until memory is used up and an OM Error is sent. In the second

ONIGOSUB in Line 2150, there is the option to send the program directly to 2155, but then the stack is not cleared. There is one case where we will have to take our lumps with regard to the stack. I plan the escape from the new file routine to be through the save and then to the standard data entry routine and one set of addresses will be left on the stack. This is acceptable since it will only be used once during a session and not at all during most sessions.

This seems to be enough for this month. I am beginning to think this project will reach book length. Perhaps I should not be surprised. In the August 1984 *RAINBOW* (Page 232) mention was made of a book that deals with only one program. This book, *TAIPAN: A Game in Context* by Art Canfil, Karl Albrecht and Jim McClenahan will be published by Hayden Book Company. They have well proven that a book can be written about one program and that it can be a very readable and enjoyable book at that. I know this because Hayden asked me to do a review of the manuscript and program for them. I went through it quite thoroughly and enjoyed doing so.

The authors do the same type of thing that I have been doing here, going line by line through the BASIC program. They discuss the logic behind the code and the history behind the logic. Here the game context is the China Trade about 1860. I also turned my 11-year-old program tester loose on the game and he pronounced it good after quite a few hours of play. So when you see the book, be sure to buy a copy. I know I will since I had to send the manuscript back.

The KEY-264K is here!!

DO YOU HAVE A 64K SYSTEM (OR 32K WITH 64K MEMORY CHIPS) ?? ARE YOU BEING TOLD YOU CAN ONLY USE 32K FROM BASIC ??

DON'T BELIEVE IT !! - KEY COLOR SOFTWARE brings you the KEY-264K. An exciting NEW SOFTWARE utility that allows any STANDARD 64K OR 32K COLOR COMPUTER TO ACCESS 64K RAM FROM BASIC, and with NO HARDWARE MODIFICATIONS REQUIRED!!

*** Works with CASSETTE based systems! ***

*** Works with DISK based systems! ***

The KEY-264K divides the 64K ram memory into two 32K banks or sides, each of which can be utilized independently by the BASIC interpreter, with the ability to switch instantly from one side to the other. IT'S LIKE HAVING TWO COMPUTERS IN ONE!! Have your BASIC program on one side and keep your variables on the other side, or have your main program on one side and your subroutines on the other side, or have your program on one side and use the other side for 4 additional HI-RES pages, or any combination you like. The possibilities are endless because the KEY-264K allows full communication between sides plus the ability to switch back and forth at will, all from within BASIC. You could also have different programs in each side and switch back and forth between them using simple keystrokes, even while the programs are running!! Or run them both at the same time in the FOREGROUND/BACKGROUND MULTI-TASKING mode. Don't buy that printer buffer yet! With the KEY-264K you can be printing in the background side while utilizing your computer normally in the foreground side AT THE SAME TIME!!! Debugging a program? Use either a BASIC command or simple keystrokes to instantly duplicate your program, in it's present status, on the opposite side. Switch to the opposite side later and pick up exactly where you were before!

For DISK users, the KEY-264K allows you to alternate between DISK and EXTENDED BASIC on the same side with simple keystrokes. No need to pull your controller or power down. You can be in EXTENDED BASIC on one side and in DISK BASIC on the other side and still switch back and forth and have full communications between the two sides.

The KEY-264K does this and MORE thru extensions to BASIC. No need to learn a new language! The KEY-264K adds 15 NEW COMMANDS and 1 function to BASIC, including powerful new BLOCK MEMORY MOVE and GRAPHICS VIEWING commands.

The KEY-264K works on the 64K COCO or 64K COCO-2 and on older 32K systems with "E", "F", or even modified "D" boards and requires EXTENDED or DISK BASIC with GOOD 64K MEMORY CHIPS!

ORDER YOUR KEY-264K TODAY by sending check or money order for \$39.95 (cassette) or \$44.95 (disk) plus \$2.00 postage U.S.A. (\$5.00 outside U.S.A.) Mass. residents add 5% sales tax.

MASTERCARD, VISA, OR COD
CALL (617) 779-5034


KEY COLOR SOFTWARE
P.O. BOX 360
HARVARD, MA. 01451

Sweeten Your School Year . . .

FOR THE PRESCHOOLER

Practice reading skills with

PreReader



\$19.95 - Tape
\$24.95 - Disk
32K ECB

Your young learner will earn three separate rewards for each correct answer. Graphics and music make learning drills for colors, shapes, numbers, capital and small letters and sounding out words fun!

IS SOCIAL STUDIES ON YOUR SCHEDULE?

The Great USA



16K and 32K ECB versions on the same Tape - \$19.95
32K Disk - \$24.95

An entertaining alternative to memorizing those states and capitals. Really learn them! Also, abbreviations and nicknames. More on 32K version.

see us at  PRINCETON

FOR THE CHILD WHO BRINGS HOME SPELLING LISTS

Learn your spelling, vocabulary, even foreign language words with

The Presidents of the United States



GALACTIC HANGMAN

16K and 32K ECB versions on the same Tape - \$17.95

700 words included.

Graphics, animation, and sound effects combine for a great reward!



16K and 32K versions on the same Tape - \$24.95
32K Disk - \$29.95

A study mode and two separate games will help you learn about each of our Presidents. Which one strove for a Great Society? Who was impeached? Who was assassinated?

- 100% Machine Language
- Menu-oriented
- User modifiable (this could very important after November 4).

SUGAR SOFTWARE
2153 Leah Lane
Reynoldsburg, Ohio 43068

Phone (614) 861-0565 for same day service.



Add \$1.00 per tape for postage and handling. Ohioans add 5.5% sales tax. COD orders are welcome. CIS orders EMAIL to 70405.1374. Dealer inquiries invited.

... With A Little Sugar

DOES GRAMMAR MAKE YOU GROAN?

Now it will make you grin!
Master the parts of speech with



Nouns, verbs, adjectives, adverbs, even gerunds
will be a snap for you as you create silly stories.

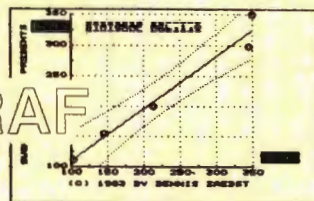
16K ECB Tape with 2 stories - \$19.95
32K Disk with 2 stories - \$24.95
32K Disk with all 62 stories - \$49.95

see us at  PRINCETON

ADVANCED MATH? CHEMISTRY? PHYSICS?

**THEN YOU MAY NEED
THE REGRESSION ANALYSIS
AND GRAPH PLOTTING
CAPABILITIES OF STATGRAF
IN ORDER TO DO YOUR WORK**

STATGRAF



32K ECB Tape - \$24.95
32K Disk - \$29.95

- Plot up to 250 pairs of x,y data on one graph
- Plot multiple data sets
- Transform data: logs, square root, inverse, exponential, additive codes
- Powerful data editor
- Calculate, display, and plot residuals

FOR THE TEACHER



Bus lists?
Class lists?
Honor roll?
Absentee reports?

database
management
system

Just enter the information for each student once!
Using the powerful sort, search and print utilities,
print the exact information you want in the exact
order you need it! Great for coaches, scout lead-
ers, collectors and small businesses, too!

16K required;
32K recommended;
Disk compatible. \$24.95

DO YOU LIKE FANCY LETTERS TO MAKE YOUR REPORT COVERS, TITLES, OR YOUR CLASS SCHEDULE?

Try

The CoCo Calligrapher

**32K ECB
Tape \$24.95
Disk - \$29.95**

Requires a Bit mode print-
er. Works with most Epson,
Okidata, Gemini 10X, R.S.
Line Printer VII, DMP 100.

CDEFGHI A B C D E F
V O P Q R S T M N O P Q
e f g h i j k l m n o p q r s t u v w

- Three different type styles
- Upper and lower case
- Save and retrieve data

90ABCDEF
TUVWXYZ
qrstuvwxyz

A complete catalog of other sweet Sugar Software products is available.
Dealer inquiries invited. No refunds or exchanges.

PARALLEL PRINTER INTERFACE

WORKS WITH ALL STANDARD
PARALLEL PRINTERS

\$59.95


MODEL 1
(with modem connector
and switch)

without power module---\$ 54.95

\$49.95

MODEL 2
(without modem connector
and switch)

without power module---\$ 44.95



ADD 3.00 FOR SHIPPING AND HANDLING

PRINTERS

- C-ITOH 8510AP PROWRITER----- 319
10" carriage
- C-ITOH 1550P PROWRITER 2----- 510
15" carriage
- C-ITOH 8510BP1----- 389
switch selectable between
IBM compatible or Prowriter
compatible
- C-ITOH 8510SP----- 435
new!! 180 cps.
- C-ITOH 8510SCP----- 499
new!! 180 cps. color printer
- GEMINI 10X----- 275
- GEMINI 15X----- 399
- DELTA 10X----- 415

PLUS SHIPPING

SPECIAL SYSTEM PRICE !!

When a printer and the TRI-TECH
Interface are purchased at the same
time you may deduct \$10 from the
system price.

DISK SYSTEM SPECIAL

COMPLETE DRIVE 0 SYSTEMS

- J&M DISK CONTROLLER
(JDOS or RSDOS)
- DUAL DRIVE CASE AND
POWER SUPPLY
- DUAL DRIVE CABLE
- COMPREHENSIVE USERS
MANUAL

PLUS YOUR CHOICE OF ONE OF
THE FOLLOWING DISK DRIVES.

TEAC FD54A
DISK DRIVE

\$299

with 2 drives

\$409

TEAC FD55A
DISK DRIVE

\$325

with 2 drives

\$459

TEAC FD55B
DISK DRIVE

\$369

with 2 drives

\$539

PLUS SHIPPING

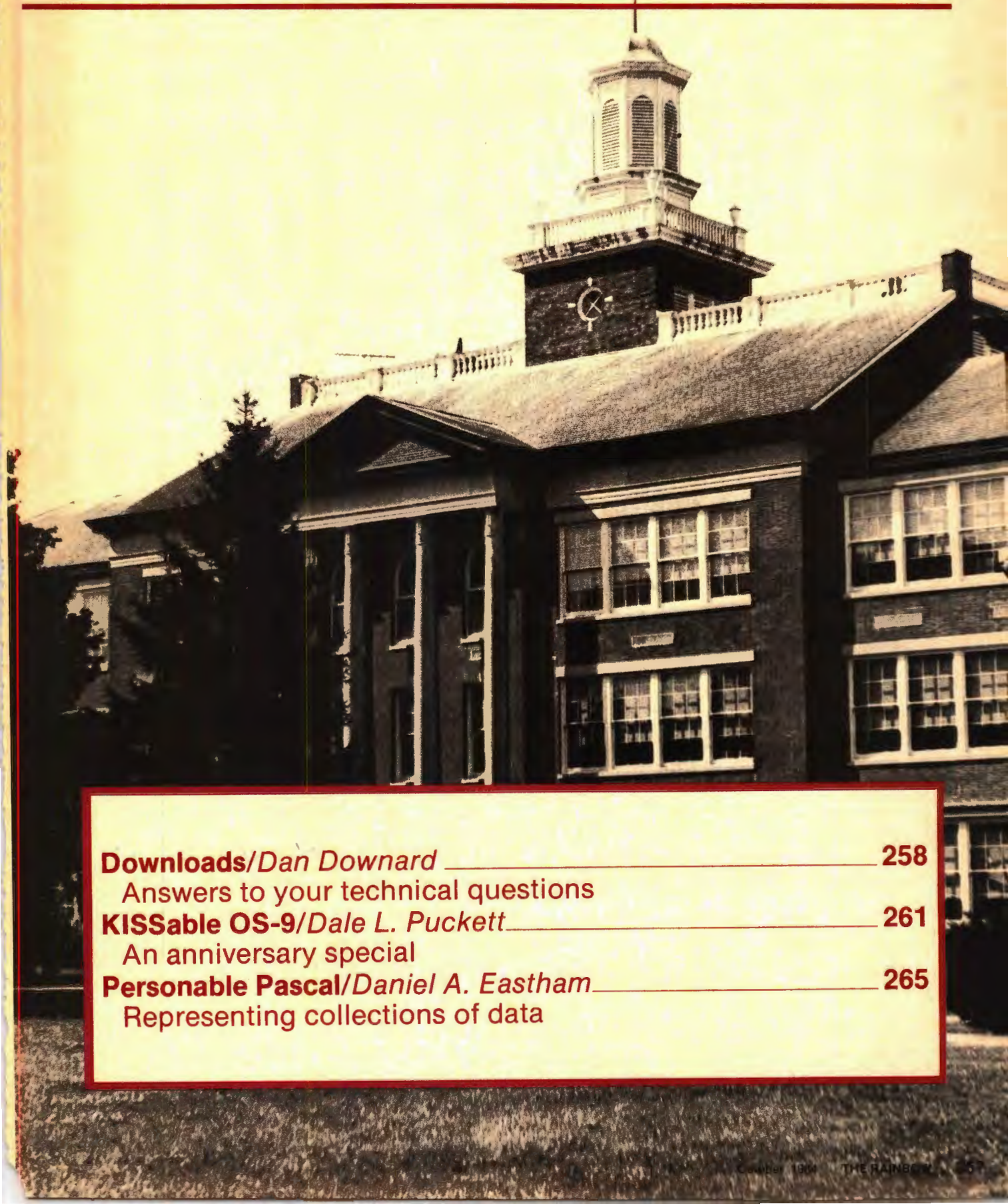
DISK DRIVES

- TEAC FD54A DISK DRIVE----- 119
single sided, half height,
40 track, 180K bytes.
- TEAC FD55A DISK DRIVE----- 145
(Teac's best single sided drive)
half height, 40 track,
180K bytes.
- TEAC FD55B DISK DRIVE----- 179
(Teac's best double sided drive)
half height, 40 track,
360K bytes.
- TEAC FD55F DISK DRIVE----- 209
double sided, half height,
80 track, 720K bytes.
- J&M DISK CONTROLLER----- 129
your choice: JDOS or RSDOS ROM
(totally Radio Shack compatible
with RSDOS ROM)
- DUAL DRIVE CASE AND
POWER SUPPLY----- 59
- DUAL DRIVE CABLE----- 23
- SENTINEL DISKETTES----- 24
single sided, double density,
lifetime guarantee.
- SENTINEL DISKETTES----- 30
double sided, double density,
lifetime guarantee.

PLUS SHIPPING

TRI-TECH ELECTRONICS
P.O. BOX 8100 ROCHESTER, MI. 48308
313 254- 4242

RAINBOW TECH



Downloads/Dan Downard _____	258
Answers to your technical questions	
KISSable OS-9/Dale L. Puckett _____	261
An anniversary special	
Personable Pascal/Daniel A. Eastham _____	265
Representing collections of data	

Not Recognizing All The Characters

By Dan Downard
Rainbow Technical Editor

• In the June '84 "Downloads," Richard Steinbrueck had a problem with a program that wouldn't work after it had been saved in ASCII format and reloaded.

Apparently, his program had a machine-language routine attached to the end of the BASIC text. The technique for doing this was described by Charles J. Roslund in the January '83 RAINBOW (along with a technique for imbedding ML in a REMark statement). This technique involves increasing the end-of-BASIC pointer at decimal 27 and 28 by the length of the ML, and storing it in the memory opened up. When you save the program normally, everything between the start-of-BASIC and the end-of-BASIC pointers is saved. However, when you ASCII save, only the BASIC text is saved. The end-of-BASIC text is marked by three Hex zeroes, which prevent trying to list ML as if it were BASIC. Thus, when Mr. Steinbrueck ASCII saved his program, the ML was lost, and when he reloaded and ran, his CoCo tried to execute a nonexistent routine.

The only solution I can see is to save the ML separately and replace it after reloading. Mr. Steinbrueck can do this by using PEEK to find the three Hex zeroes, which will give him the starting address to save. The end-of-BASIC pointer will give him the ending address. A SAVEM on this block of memory will save the ML. Then he can use Roslund's

technique after reloading the ASCII program.

This isn't a good solution, since it's rather clumsy, but it should do the job.

Robert L. Hawkins
Columbus, OH

Thanks for the information, Robert. Similar letters were received from Darren Croft and Fred Scoville.

TIDYING UP

• [In the March "Letters To The Editor"] Jack Thompson wrote about a disk problem and you suggested a head alignment kit. I have a similar problem on my disk system. I have no trouble with programs that are written on my drive, but every program I buy will not load. They start to load, then hang up with the motor running and the keyboard dead. If I can manage to get one loaded, and it's not copy protected, I can save it and then load it with no more trouble. But most will just not load. Where can such a kit be found? I have not seen one in the ads, and Radio Shack doesn't carry one. Better still, has an article been published which gives the procedure? I have test equipment and technical experience, but I need information.

Mickey Kaylor
Cleveland, TN

Mickey, we have received several requests similar to yours. The head alignment kit we referred to is actually a head alignment disk. Several companies manufacture them.

Radio Shack specifications are based on a "CAT'S-EYE" diskette.

These disks have a 125 KHZ signal precisely recorded on tracks 00 and 34. By using an oscilloscope connected to the electronics in your disk, drive you can measure the phase of the read head and "align" your heads. We do not recommend this for amateurs. If you're still game, obtain a copy of Radio Shack Service Manual No. 26-3022/3023. This is the floppy disk drive service manual and gives complete alignment procedures.

The only normal maintenance that should be necessary for your drive is cleaning your heads. Remove all of the accumulated oxide and dirt with a lint-free cloth using isopropyl alcohol. Be careful not to touch the head. Another method of cleaning your heads is by using head cleaning disk available from Radio Shack.

ROM PAK ROUNDUP

• I have a 64K CoCo 2 disk system and would like to use all of it. Could you tell me how to transfer a ROM Pak to disk? Also, could you tell me how to use the full 64K or get into the 64K mode?

Mike Gibson
Fenton, MO

Mike, if you run the program listed in "Downloads," March 1984, named ROM-RAM you will be in the 64K mode. Now for your ROM Paks, use the following procedure:

(Dan Downard is an electrical engineer and has been involved in electronics for 24 years through ham radio [K4KWT]. His interest in computers began about five years ago and he has built several 68XX systems.)

There's more to than meets the eye.



File Handlers Toolbox \$85.00

The File Handlers Toolbox: a new utility command toolbox specially designed for OS-9 users who do a lot of file manipulation. The package is a collection of twelve OS-9 command programs, including equivalents of some of the most popular UNIX* utilities that are not included in the basic OS-9 command set. Most of the programs are useful as "filters" using the OS-9 pipeline facilities.

Entertainment Pack \$85.00

Entertainment Pack I is a collection of programs written in Basic09 for the OS-9 Operating System. The package consists of games and other interesting programs that are not only entertaining but serve as excellent instructional examples of Basic09 programming techniques. All programs include complete source files and can be easily edited to run on standard alphanumeric or graphics terminals.

CIS Cobol \$400.00

CIS COBOL, which meets the ANSI standard for Level One Cobol plus selected features from Level Two, is ideal for microcomputers. This system lets you run Cobol on your small computer and is a great way to learn Cobol.

Relocatable Macro Assembler \$125.00

At last — a full feature relocatable macro assembler and linkage editor for OS-9. RMA permits sections of assembly language programs to be independently assembled to "relocatable object files". The linkage editor takes any number of program sections and/or library sections and combines them into a single executable OS-9 memory module. Global data and program references are automatically resolved in the process. RMA also supports conditional assembly and library source files.

The Official OS-9 Manual Set \$40.00

The complete, unabridged OS-9 manual set direct from Microware. This three manual set contains complete information on writing device descriptors, disk drivers and full explanations of how OS-9 works. A great addition to the serious OS-9 programmers library.

The BASIC09 Tour Guide \$18.95

Map out your route through the Mercedes of Basics . . . Basic09 with **the official Basic09 Tour Guide**. Skillfully written in a friendly and easy to read style this book will put you in the drivers seat in no time. Fasten your seatbelt, sit back and enjoy the ride to perfecting your programming skills.

That's just the beginning . . .

GET EYE TO EYE WITH MICROWARE AND OS-9

microware®
OS-9™

MICROWARE SYSTEMS CORPORATION • 1866 N.W. 114th STREET • DES MOINES, IA 50322
TELEPHONE 515/224-1929 • TELEX 910-520-2535

OS-9 and BASIC09 are trademarks of Microware and Motorola. UNIX is a trademark of Bell Laboratories, Inc.

1) Unplug your disk controller (with the power off!). After putting a piece of tape on pin 8 of your ROM Pak turn on your CoCo. This will prevent the ROM Pak from automatically booting. You should see the normal BASIC sign-on message. By the way, pin 8 is usually the first trace on the left bottom of the ROM Pak circuit board. By left bottom I mean that when you are holding the ROM Pak, position the traces at the top. Pin 8 is usually the first trace from left to right. Normally pins 2, 4 and 6 are unused. Use a narrow piece of plastic electrical tape. Just cover pin 8.

2) `CSAVEM"NAME",&HC000,&HDFFF,&HC000`. This puts the program on tape. If you have a tape-based system you can simply run `ROMRAM` and `CLOADM` the tape and it will run.

3) For disk systems things are a little more complicated. Next plug your disk controller back in (with the power off!). `CLOADM "NAME",&H8000`. This offset loads the program at \$4000 to \$5FFF. Do not execute the program.

4) `LOAD` and `RUN` the following BASIC program:

```
10 FOR X=&H6000 to &H6013
20 READ A:POKE X,A
30 NEXT X
40 DATA 142,64,0,16,142,192,0,166
50 DATA 128,167,160,16,140,224,0,38
60 DATA 246,126,192,0
```

5) After the OK prompt appears, type the following: `SAVEM"NAME",&H4000,&H013,&H6000`. The program will be on your disk. To run it use `LOADM"NAME"` and `EXEC`.

This method will work for about 90 percent of your ROM Paks. Some are protected by writing and reading RAM values to insure that they are in ROM, but we will leave this up to you.

SOME ASSISTANCE

• I have to respond to two letters in the July 1984 issue of *RAINBOW*. The first letter was from A. L. Johnson of Georgetown, Colo. Instead of typing `LOAD"FILENAME",R` why not just type `RUN"FILENAME"`? This will clear the computer (same as `NEW`), then load and run the program. There's much less typing.

The second letter was from Dr. Ted Jaeger of Fayetteville, N.C. I had the same trouble with my CoCo and a DMP-120 printer. The problem has two possible causes.

1) The early DMP-120 printers had a design error. If his printer is within the serial number range of the defective printers, Radio Shack will install a modification for him.

3) If his printer is above the defective serial number range or if the modification has already been installed, then he will need to upgrade his BASIC ROM to level 1.2. There is a very close timing problem between the printer and the CoCo. I know of two CoCos that have had this problem with DMP-120 printers and both were corrected by installing BASIC 1.2.

I don't know what the `POKE 151,255` is for but I don't use it and I run my DMP-120 at 1200 Baud.

Back to letter number one for a moment. If Mr. Johnson wants to call another program, all he has to do is `RUN"MENU,"` it will clear, load, and run.

Glenn M. Dickson
Houston, TX

Glenn, maybe it's a bug in BASIC but `RUN"FILENAME"` does not always work. I have several disk-based programs that use the syntax `RUN"FILENAME.EXT:0"` and this method seems to work fine along with `LOAD "FILENAME",R`.

Thanks for your comment on the DMP-120. BASIC 1.2 corrected a flaw in the previous ROMs. In BASIC 1.0 and 1.1 the handshake signal from the printer was not polled until after the character was sent. Therefore, several printers other than the DMP-120 had problems with character dropouts, etc.

`POKE 151,255` inserts a delay after sending a carriage return. The delay is proportional to the constant at memory location 151. This value is initialized to zero unless you change it. This delay was designed for mechanical printers requiring time for the carriage to return.

MAYBE U2 OR U4

• I have a D-board 32K (piggyback) Color Computer with single disk drive. I still have the old BASIC 1.0 version. I have two problems:

1) My computer quit generating sound. I can't save any programs to cassette (works fine with the disk drive, though). Any "sound" commands or "play" commands do not generate anything. My question is: I'm kind of a do-it-yourself-type of guy and I was wondering if you can tell me which part of the computer is kaput. I can just go ahead and buy the part and put it in myself.

2) My other problem is with Radio Shack's BWDUMP. I have a feeling I need an eight-bit driver (if it's not built-in) because half the time this program will not work on my computer. And if it does work, the picture is off-center.

Is there any kind of patch that will fix this? Is there an eight-bit driver in the program?

Noel P. Tomas
Virginia Beach, VA

I like your terminology, Noel. "Kaput" would not be a very appropriate name for a computer, but it's very catchy. That would be a good name for a magazine column like this one.

If you will obtain a copy of the TRS-80 Color Computer Technical Reference Manual (Cat. No. 26-3193) Page 66 has a schematic of the cassette circuits that are kaput. I would check your RS-232 port. If it is working, or if your printer is working, try replacing U2, a MC14050B. If your RS-232 port is not working, replace U4, a 68231 PIA chip.

Any graphic information sent to a printer requires an eight-bit printer driver. At one time, Radio Shack offered a patch for your problem. I believe your local rep can order it for you. Ask him for the "eight-bit driver routine" for the 1.0 BASIC ROM. Your best bet is upgrading to the 1.1 or 1.2 BASIC ROM.

'AS' IS THE KEYWORD

• I've owned a TRS-80 64K Color Computer for about a year. And recently I typed a program which contained several variables in it. One particular variable was AS.

When the program was `RUN` and reached the line that had the variable AS in it, a SN Error appeared on my monitor. When I ran the program on my teacher's 64K Color Computer, it still showed a SN Error. But it didn't show on any other Color Computer, except the 64K.

My question is why doesn't the AS variable work on the 64K Color Computer?

Kong Sauw
Oakland, CA

We had the same problem, Kong, back in the pre-disk CoCo days. After the disk systems arrived, we realized that although it's not very clear in the manuals, AS is a Disk BASIC keyword. It is used in conjunction with the `FIELD` command to format the variables in a random access file.

JOYSTICK USERS' TIP

• I own a pair of Radio Shack deluxe joysticks. When I bought them, I was told that on some of them, the pin holding the joystick in position would slip. I ended up having this problem with both joysticks.

I would like to know if it would be wise to glue the pin in instead of having to take the joystick apart after every five minutes of play to push the pin back in. Any help would be appreciated.

Fred Turner
Laredo, TX

Thanks for the tip, Fred, I see no reason why the pins should not be glued in place. You must really give them a workout!

• I found out that I had a 64K machine instead of a 32K Radio Shack upgrade.

Why would Radio Shack put 64K chips in somebody's CoCo who asked for only a 32K upgrade? I have the 1.0 ROM — I thought that wouldn't work with 64K? You have a good magazine; keep on trucking.

Bob Hart, Jr.
Alton, IL

There never were any 32K chips on the market, just half-bad 64K chips. They were considerably cheaper than good chips. Radio Shack designed the CoCo so that these chips could be used if necessary. I've only run across one set of half-bad (32K) chips and they were in a "D" board CoCo. You need the 1.1 Color BASIC ROM to enable your 64K, Bob. Try typing `EXEC41175` and see what happens.

Your technical questions are welcomed. Please address them to: Downloads, THE RAINBOW, P.O. Box 385, Prospect, KY 40059. We reserve the right to publish only questions of general interest and to edit for space and clarity.

First Anniversary Special: An Interview With Ken Kaplan

Dale Puckett
Rainbow Contributing Editor

This month, our first anniversary column is a bit different. We have what we hope will be a special treat for you. While in Chicago for RAINBOWfest we attended Ken Kaplan's seminar about the secrets of OS-9. Ken is the president of Microware Systems Corporation of Des Moines, Iowa, creators of OS-9. We tried to take good notes and you'll find some of Ken's most revealing comments and solid advice later in this column.

We also secured a personal interview with Ken. We had quite a few questions and we thought you would like to see the answers.

What's the real story behind OS-9? Does it have a place in the future of the Color Computer community? What's on the immediate horizon?

(Dale L. Puckett is a free-lance writer and programmer who has worked with the Motorola family of microprocessors since 1976. He just completed his first book, The Official BASIC09 Tour Guide, this summer. It has been published by Microware and made its debut at the Chicago RAINBOWfest. He is the author of DynaSpell, Readtest, Esther and Help, which are available from Frank Hogg Laboratories. He serves on the Info World Software Review Board and is a Chief Warrant Officer in the U.S. Coast Guard.)

Here is the transcript of our interview.

Rainbow: Ed Juge told the crowd at the CoCo Community Breakfast this morning that if they wanted to maintain software compatibility on the Color Computer in the future, they should switch to the OS-9 operating system. Why did he say that?

Kaplan: I can't speak for Radio Shack. However, there's only so far they

"Another thing that is happening in the market now is the realization that 64K bytes of memory is not enough."

can go with the Color Computer hardware and still maintain 100 percent compatibility with Color BASIC software. OS-9 is different, because with OS-9 you don't have to go around the system software to get the job done.

For example, there are a bunch of routines in Color BASIC that have been documented to do specific things — like get a character from the keyboard. But, there are also a bunch of undocumented routines. People who have written a lot of software for the Color Computer have used both the documented and undocumented routines. Some people have even gone out and worked directly with the hardware. That means that most of the applications software that runs on today's Color Computer BASIC systems is pretty much locked into the present design. The programmers had to work directly with the hardware to get around the limitations in Color BASIC.

OS-9, because it has so many more functions, doesn't force software authors to commit these sins. I think if developers use BASIC09 and OS-9 when they develop software in the future — and I think Radio Shack is saying the same thing — that Tandy will be able to come out with new, advanced machines that will run software developed on the older models. They will use OS-9 as a bridge to get from machine to machine.

Another thing that is happening in the market now is the realization that 64K bytes of memory is not enough. Memory is getting cheap now and 64K is just not enough — especially when you are doing a lot of graphics work.

OS-9, unlike other software, Color BASIC and FLEX for example, can easily move beyond the 64K limitation. OS-9 can use 256K — even a megabyte — and a 19 or 20 megabyte hard disk. In fact, it thrives on it.

Rainbow: Radio Shack has announced a new licensing arrangement that will let software authors put OS-9 on a disk with a piece of application software. How does this affect the application software people who may now get inspired to do something for Color Computer owners, and how does it effect the user?

Kaplan: I don't know the exact details. I know we have allowed Radio Shack to do this with our license. [Essentially], they are doing it for the end user. It should simplify things a lot. In the past, your customers had to go out and buy OS-9. Then, they had to set it up.

thing for any developer in the long run would be to do all development with OS-9. OS-9 on the Color Computer is growing by leaps and bounds.

Another thing that looks good for the future is that — without being too specific — there is a lot of action on OS-9 68000. There are a lot of companies moving toward OS-9 — including some well-known names. There's going to be a lot of 68000 activity and a lot of systems. And, there'll be a lot of applications software. Of course the high level languages like BASIC09 and C will run on both the 6809 or the 68000. That will broaden things even more. So, if you write an application for the Color Computer now, you can move it to the 68000 very easily.

Rainbow: In other words, it would run on any of these new machines — those "big names" that will help expand

Apple IIe or the IBM. I think they are encouraging people to write applications programs for it but they're not encouraging companies like Microware.

Rainbow: I understand they want all application programs to work through their windows. What would be the advantage of having an OS-9 type operating system in that environment?

Kaplan: I don't know. The present Macintosh software is not multitasking. It does not have the UNIX type features. It has sort of a tree structure file system but I find it sort of confusing, the way the file system works. It could be cleaned up a little.

Rainbow: One of the things that has been a mainstay on the Color Computer has been the graphics capability of Microsoft BASIC working with the SAM and VDG chips. Are there any plans for the future that would expand that graphic capability to OS-9 or BASIC09?

Kaplan: Yes, there's some discussion about that right now. I think you'll see future releases of OS-9 that will be more capable. Some of the things that are being kicked around right now include a paint command, a draw command, and a built-in Hi-Res graphics package.

Rainbow: Would that run at the assembly level?

Kaplan: Yes, but it would be accessible from BASIC09.

Rainbow: Your GFX package is I-code, right?

Kaplan: Yes, but you see GFX actually just drives the operating system. A module within OS-9 contains the graphics routines. They are activated by control characters. This means that you can even display graphics from the Shell. GFX just gives you a cleaner interface. You don't need to know all those control characters. GFX is a little translation module.

Rainbow: What do you think is the OS-9 user base on the Color Computer?

Kaplan: I'd say approximately 50,000, maybe more.

Rainbow: What's the problem with OS-9? Look at the magazines. RAINBOW is the only one that covers OS-9. They say there are not enough users because out of the million CoCos sold, there are only 100,000 disk drives. That limits the usability. What's the answer in the long run? Will OS-9 ever get to the consumer level — I mean like Commodore?

Kaplan: I think it's an illusion. First of all, I believe that far more than 10 percent of the Color Computer owners use disk drives. I would guess it's more like 40 or 50 percent. I don't buy that 10

“Another thing that looks good for the future is that — without being too specific — there is a lot of action on OS-9 68000. There are a lot of companies moving toward OS-9 — including some well-known names.”

When they bought your application, they had to copy all of your files to an OS-9 disk. Then, they found they had a problem with disk space and had to remove a few programs to make yours fit.

With this new license, application software houses can sell a completely turnkey program that consumers can plug in their disk drive and run right out of the box. They won't even see OS-9. This will really simplify things for the user because the software house can pre-install everything.

Rainbow: Do you think Radio Shack's new program will stir an interest in OS-9 and build a larger user base that application programmers can depend on if they decide to write software with OS-9 rather than Radio Shack Extended Color BASIC?

Kaplan: No question about it. It's a pretty safe thing to do. In fact, the safest

the OS-9 user base. Will these new machines be affordable?

Kaplan: The prices will vary. Some will be very affordable — home systems. From there they will run all the way up to the high ticket professional systems.

Rainbow: Almost everyone is talking about the Sinclair. Is OS-9 68000 headed for that computer?

Kaplan: I can't say specifically at this time. I just can't announce who our customers are.

Rainbow: What about the Macintosh?

Kaplan: We've got a Macintosh and we've played with it. It's a very nice system. I think Apple's philosophy is to keep the Macintosh locked very tightly in their control. They want to control all the system software and all the hardware. That's why they designed it so that it's not really expandable. You can't plug in extra cards like you can on the

percent figure.

Rainbow: Thank you, Ken!

Kaplan: Thank you for all your support in THE RAINBOW.

Ken Kaplan Addresses RAINBOW-fest Crowd

Just before the interview above, Ken Kaplan presented a few "OS-9 Secrets" to several hundred RAINBOWfest attendees. He opened with his perception of the mistake some people made when they bought OS-9.

Kaplan: People go to their local Radio Shack store in the mall, buy OS-9 and take it home. They take it out of the box, plug it in and then say, "What's it going to do?"

Well, OS-9 is wonderful if you want to try to write an assembly language program. But, not that many people have that in mind. And, it is a little complicated.

I think most people like to do, want to do, the kinds of things you can do in Color BASIC. Except they want more features, more capability. So really, you need to think about OS-9 not as an end — a primary tool — but rather, you must think of it as a foundation.

OS-9 is the basis for running other programs. It gives you a very powerful foundation. All features in OS-9 allow people writing applications, or yourself when you write a program, to use advanced programming concepts and techniques to get the job done more effectively. And in fact, in some cases do things you couldn't do otherwise.

BASIC09 Is A Special Tool

BASIC09 is also of special interest to you. It's another layer that goes on top of OS-9 and will probably be the main day-in day-out tool you will be using.

BASIC09 is a very, very powerful BASIC. And, we've added some things to standard BASIC09 to make it even more useful on the Color Computer. Graphic commands, joystick inputs and things like that are a perfect example.

The neat thing about BASIC09 — besides the language itself — is the fact that you can get to any operating system command from inside BASIC. When you're in the command mode, you can type a \$ and run any OS-9 command, just as you would if you had booted the system up and never gone into BASIC.

Also, you can run any of the operating system commands from statements in your program — and that's a very powerful capability. In fact, a lot of people who have used OS-9 have the

start-up file automatically load and execute BASIC09. They do all of their work right inside BASIC09 and never need to talk to OS-9. That's a very good way to do things.

About Those Crowded Disks

One thing that we've heard a lot of comments about from people who have had some difficulty getting BASIC09 going, has to do with the fact that there's so much software crammed on that system disk you receive from Radio Shack. In fact, there's so much software on it, that BASIC09 won't fit. As a result, a lot of people have tried to put their BASIC09 disk in drive one and leave the OS-9 disk in drive zero. When they do this they run into several problems.


"The main thing about OS-9 for the average person — and the reason it's a real step forward — is that it is closely modeled after UNIX."

I recommend that you make two backup copies of your system disk, and then put the one you bought away for when you crash the disk, or your cat eats it, or your child spills a bottle of milk on it, etc. Next, label one of those backup disks as your BASIC disk and label the other one as your assembly language disk. If you get around to doing some assembly language programming, your assembly language disk will be there ready to go. It's got everything you need on it when you take it out of the box.

If you're going to work mainly with BASIC, you need to start by deleting some of the files that are on your disk. I would delete the commands that are designed mostly for machine language programming. That will free up a lot of space. In fact if you want, you can delete the editor and assembler program. After you do this, BASIC09 and the two other files — the GFX module and the INKEY module — will fit nicely. You'll be ready to go.

As you move further along, you'll

The RAINBOW Back Issue Availability



Back copies of many issues of **THE RAINBOW** are still available.

All back issues sell for the single issue cover price. In addition, there is a \$3.50 charge for the first issue, plus 50 cents for each additional issue, for postage and handling if sent by United Parcel Service. A \$4 charge plus \$1 each additional copy for orders sent U.S. Mail. UPS *will not* deliver to a post office box or to another country.

Issues July 1981 through June 1982 are available on white paper in a reprint form. All others are in regular magazine form. VISA, MasterCard and American Express accepted. Kentucky residents please add 5 percent state sales tax. We do not bill and no C.O.D. orders accepted.

Due to heavy demand, we suggest you order back issues you want now while supplies last.

To order, just fill out the form on the next page and mail it with your payment to:

THE RAINBOW
9529 U.S. Highway 42
P.O. Box 385
Prospect, KY 40059

BACK ISSUE ORDER FORM

Please send me the following back issues:
(Payment must accompany back issue orders.)

		VOLUME 1		
NO.	MONTH YEAR		PRICE	
1	JULY '81	PREMIER ISSUE	\$2.00	<input type="checkbox"/>
2	AUG. '81		\$2.00	<input type="checkbox"/>
3	SEPT. '81	EDUCATION	\$2.00	<input type="checkbox"/>
4	OCT. '81	PRINTER	\$2.00	<input type="checkbox"/>
5	NOV. '81		\$2.00	<input type="checkbox"/>
6	DEC. '81	HOLIDAY	\$2.00	<input type="checkbox"/>
7	JAN. '82		\$2.00	<input type="checkbox"/>
8	FEB. '82		\$2.00	<input type="checkbox"/>
9	MAR. '82		\$2.50	<input type="checkbox"/>
10	APR. '82		\$2.50	<input type="checkbox"/>
12	JUNE '82		\$2.50	<input type="checkbox"/>
		VOLUME 2		
8	FEB. '83	BUSINESS	\$2.95	<input type="checkbox"/>
9	MAR. '83	NUCLEAR	\$2.95	<input type="checkbox"/>
10	APR. '83	SIMULATIONS	\$2.95	<input type="checkbox"/>
11	JUNE '83	PRINTERS	\$2.95	<input type="checkbox"/>
12	JULY '83	ANNIVERSARY	\$2.95	<input type="checkbox"/>
		VOLUME 3		
1	AUG. '83	GAMES	\$2.95	<input type="checkbox"/>
2	SEPT. '83	EDUCATION	\$2.95	<input type="checkbox"/>
3	OCT. '83	GRAPHICS	\$3.95	<input type="checkbox"/>
4	NOV. '83	DATA COMM.	\$3.95	<input type="checkbox"/>
5	DEC. '83	HOLIDAY	\$3.95	<input type="checkbox"/>
6	JAN. '84	BEGINNERS	\$3.95	<input type="checkbox"/>
7	FEB. '84	ADVENTURE	\$3.95	<input type="checkbox"/>
8	MAR. '84	BUSINESS	\$3.95	<input type="checkbox"/>
9	APR. '84	GAMING	\$3.95	<input type="checkbox"/>
10	MAY. '84	PRINTER	\$3.95	<input type="checkbox"/>
11	JUNE '84	MUSIC	\$3.95	<input type="checkbox"/>
12	JULY '84	ANNIVERSARY	\$3.95	<input type="checkbox"/>
		VOLUME 4		
1	AUG. '84	GAMES	\$3.95	<input type="checkbox"/>
2	SEPT. '84	EDUCATION	\$3.95	<input type="checkbox"/>
3	OCT. '84	GRAPHICS	\$3.95	<input type="checkbox"/>
		RAINBOW INDEX	\$2.50	<input type="checkbox"/>

TOTAL _____
 SHIPPING & HANDLING _____
 U.P.S. CHARGE _____
 U.S. MAIL CHARGE _____
 KY RESIDENTS ONLY _____
 ADD 5% _____
TOTAL AMOUNT _____
 ENCLOSED _____

Name _____

Address _____

City _____ State _____ ZIP _____

VISA MC AE

CARD # _____

EXPIRATION DATE _____ PHONE # _____

notice a few other sort of arcane utilities on your system disk that you won't use or very rarely use. You can get rid of these, too. As long as you've made a backup disk, you can feel free to clean things up.

Once you realize that OS-9 is a foundation for building software, you realize that the programming languages available on OS-9 are pretty important. Aside from BASIC09 and C, which are the two main languages available for the Color Computer right now, there are several additional Microware languages coming soon.

Later this year you will probably see a PASCAL compiler. A FORTRAN compiler should follow sometime toward the end of the year. Later, a COBOL compiler will be available. These are all very good languages and should cover almost any kind of program that you need to write.

OS-9 Is Important Because It's So Much Like UNIX

The main thing about OS-9 for the average person — and the reason it's a real step forward — is that it is closely modeled after UNIX. I think the world is beginning to realize that UNIX and UNIX-style operating systems are the future.

The Color Computer is a very extraordinary machine. It is the only machine in the world I know of that will give you the entire UNIX environment for under \$1,000 — including a full-blown C compiler. This can give you a tremendous advantage, particularly if you're a student. It gives you a little taste of what tomorrow is going to be like.

A Myth

A number of myths have been promulgated by the press and others about OS-9 because it's so new. One has to do with the issue of Level I vs. Level II. Level I came out about a year and a half before Level II, right? I used Level I for a long time and the fact that there's a memory restriction in Level I that keeps it from being useful is absolute fallacy.

Most people who got started on OS-9, used Level I for a long time. There's plenty of memory on the Color Computer to do all sorts of things with Level I. In fact, there are methods in BASIC09 that you can use to make better use of available memory because things are modularized. You can chain programs together and so on. That's much easier and convenient to do in BASIC09 than in any other software you can run on the

Color Computer.

I like to use the analogy of buying a car. You don't go out and buy a Greyhound bus so you can take all your friends when you go somewhere. Rather, you buy a car that suits your needs and has the right capacity for you right now.

There's no reason why Color Computer OS-9 can't do that. I use it a lot at home, all the time, and I very seldom find myself getting frustrated by memory restrictions.

Another Myth

Another common myth about OS-9 has to do with its multitasking abilities. It's sort of extraordinary that a low cost machine like the Color Computer can do multitasking.

Then, people say, "Well, why would I want to plug three or four terminals into a small computer?" or "How could I? Is it really practical?"

The answer is, for most people, no. You can, practically speaking, run a couple of users on a Color Computer. This is timesharing.

Multitasking is not the same thing. There are a number of applications where multitasking on a single user system could come in very handy. Here's an example.

Suppose you want to set up a home security system with your Color Computer. You have sensors around the house and you know how to write the program in BASIC. You turn on everything and run your program. It works.

Then, several hours later you decide you want to use your computer to play some games or need to use your word processor to write a letter. At this point you discover that if you do this you have to turn off your home security program. Your computer can only do one thing at a time.

OS-9 frees you of this restriction. It lets you run your home security program as a background task under OS-9 while you use your Color Computer to do other things at the same time. This type of application is very valuable, even on a small system like the Color Computer.

Next Month, Data Communications

They were a long time coming, but now there are several intelligent terminal programs running under OS-9. Since the November issue of THE RAINBOW features data communications we'll describe these new offerings in great detail.

Constructing Complex Data

By Daniel Adams Eastham
Rainbow Contributing Editor

This month we are going to be talking about representing collections of data. That is, ways that PASCAL allows you to construct complex data items that consist of two or more simpler data items. This is a very important capability and makes PASCAL well suited for writing programs for business or systems-oriented applications.

ARRAYs

An array is a complex data structure that we used last month and that you have also used in BASIC. One way to think of an ARRAY is that it is a collection of *like* data types. For example:

```
VAR DaysInMonth : ARRAY
    [January..December] OF 28..31;
```

This is a collection of 12 data items which are all integers in the range 28 to 31.

(Daniel Adams Eastham holds a B.S. degree in computer science and has 13 years experience in systems and communications programming, including work on the original Telenet packet switching network. He is the author of the DEFT PASCAL Workbench and is currently president of DEFT Systems, Inc.)

Collecting Unlike Data

But suppose we want to group (or collect) a number of data items together that are *not* all of the same type. A simple example might be an address book. The kinds of information you would want to keep are:

```
Name
Address
Phone Number
```

These three items are not at all the same. In fact, the last two are also collections of data items.

```
Name
Address
  Street
  City
  State
  ZIP Code
Phone
  Area Code, Exchange, Number
```

RECORDs

In PASCAL, a RECORD is used to collect unlike types. For example, we can represent the address book information shown above using the following record declaration:

```
TYPE AddrBookInfo = RECORD
```

```
    Name : String;
    Address : RECORD
        Street : String;
        City : String;
        State : String;
        ZIP Code : Real;
    END;
    Phone : ARRAY [1..3] OF Integer;
END;
```

When you create a record, you start with the word RECORD, list the *fields* and their types that go into that record and finish up with the word END. Each field in the record can be independently typed so that you can collect many different types of data together. Like an ARRAY, a RECORD has an *order*. That is, the first field listed in the record occupies the first area in memory, the second field occupies the next higher memory locations and so on.

You can see in the above example that in the record AddrBookInfo, we have listed the three fields *Name*, *Address* and *Phone*. *Name* is a field which is simply a string. *Address* is a record, also having several fields. *Phone* is declared as an array of three numbers.

As you can see, records provide you with a very flexible means of describing information. This capability to create any number of levels of fields of any

type is one of the more powerful features of PASCAL's typing facility.

Using RECORDS

Once you have created a record type variable, how do you use it? In PASCAL, you can PUT and GET record variables to FILES (discussed in a later column), copy one variable to another of the same type via an assignment statement or pass it as an argument to a PROCEDURE or FUNCTION.

Like the elements of an array, you can also access the fields of a record. This is done by using the record variable name followed by a period (.) and then the field name. For example, assuming that we have declared a variable *AddrBook* of type *AddrBookInfo*, we can use the following notation:

```
AddrBook.Name := 'John Smith';
AddrBook.Address.ZipCode := 99999;
AddrBook.Phone[1] := 202;
```

In the first line, Name is a field within AddrBook. The resulting factor is a string type since Name is a string field.

In the second line, Address is another field within the record AddrBook. Address is also a record and in this case the field ZipCode is being referenced. This results in a factor which is of type real.

In the third line, Phone is also a field within the record AddrBook. In this case, Phone is an array and the reference is to the first element of that array. The resulting factor is an integer.

WITH Statement

Sometimes you want to access several fields in a given record and would like to not have to keep repeating the record's name every time. The PASCAL statement WITH provides a shorthand notation for doing just this very thing. For example, the above three statements could be rewritten as follows:

```
WITH AddrBook DO BEGIN
  Name := 'John Smith';
  WITH Address DO ZipCode :=
  99999;
  Phone[1] := 202;
END;
```

When the compiler sees any variables inside the WITH statement, it first checks to see if they are fields within the specified record. The ZipCode assignment shows how WITH statements can be nested. In this case, Address is a field within the record of the outermost WITH (WITH AddrBook) and is in turn a

record used in a nested WITH statement.

Variants

Sometimes the information you want to collect has some variations. For example, an employee record might contain the following:

```
TYPE WorkerClass = (Manager,
  Worker, Secretary);
Employee = RECORD
  Personal : AddrBookInfo;
  Salary : Real;
CASE Class : WorkerClass OF
  Manager : (TotalWorkers : Integer;
    Budget : Real)
  Worker : (ProdRate : Real;
    ProdName : String);
END;
```

In the above example, we have a field Personal which has been typed as AddrBookInfo. This means that this single

“... records provide you with a very flexible means of describing information.”

field contains all the information in the AddrBookInfo record that we saw above. The field Salary has also been added to provide the employee's salary.

Below this is a section of the record called a *variant*. In this section, exactly one of several sets of fields is used depending on the value of a *tag* field. In this case, the tag field is Class and is of

type WorkerClass. When this field contains the value Manager, the fields TotalWorkers and Budget can be used. When this field contains the value Worker, the fields ProdRate and ProdName can be used. Variant fields are accessed in exactly the same manner as the regular fixed fields.

For example, if the information in the record is for a manager, then the Class field will contain the value Manager, TotalWorkers will contain the number of workers reporting to that manager and Budget will contain the amount of budget allocated to that manager. The manager does not need information about product rate or the name of the product that he produces since he does not produce any product.

Most PASCAL's implement variant records by using the same memory locations for each variant. In this case, TotalWorkers and Budget are put in the same memory locations as ProdRate and Prodname.

Sets

Another collection of data items that PASCAL supports is the *set*. A set is a collection of the values of a type. For example:

```
TYPE Letters = 'A'..'Z';
VAR LetterSet : SET OF Letters;
```

LetterSet is a collection of the uppercase letters. This means that each of the uppercase letters may or may not be present in the set. Some of the values that LetterSet may have are:

```
LetterSet := ['A', 'C', 'J'..'Q'];
LetterSet := [ ];
```

The first assignment statement assigns

```
DEFT PASCAL V3.3 (C) 1984 DEFT SYSTEMS, INC.
Character Counting Program
00 0000 {*****}
00 0000 {* *}
00 0000 {* This program reads characters from the keyboard and *}
00 0000 {* determines how many characters of each category were *}
00 0000 {* found as well as the number of each character. *}
00 0000 {* *}
00 0000 {* Instructions: *}
00 0000 {* Just type in as many lines of characters as you *}
00 0000 {* want. When you are done, hit the CLEAR key. The *}
00 0000 {* program will then display its accumulated counts. *}
00 0000 {* *}
00 0000 {*****}
```

```

00 0000
00 0000 PROGRAM CountChars (Input, Output);
00 0000
00 0000 CONST FirstChar = ' ';
00 0000     LastChar = 'z';
00 0000
00 0000 TYPE CharClass = RECORD
00 0000     Range : SET OF Char;
00 0000     Count : Integer;
00 0000 END;
00 0000
00 0000 VAR  UpperCase : CharClass;
00 0000     LowerCase : CharClass;
00 0000     Numeric   : CharClass;
00 0000     Special   : CharClass;
00 0000     Counts   : ARRAY [FirstChar..LastChar] OF Integer;
00 0000     ThisChar : Char;
00 0000     ThisLine : String;
00 0000     I       : Integer;
00 0000
00 0000 BEGIN
01 0008     WITH UpperCase DO BEGIN
02 0008         Range := ['A'..'Z'];
02 0020         Count := 0;
02 0024         END;
01 0024
01 0024     WITH LowerCase DO BEGIN
02 0024         Range := ['a'..'z'];
02 003C         Count := 0;
02 0041         END;
01 0041
01 0041     WITH Numeric DO BEGIN
02 0041         Range := ['0'..'9'];
02 0059         Count := 0;
02 005E         END;
01 005E
01 005E     WITH Special DO BEGIN
02 005E         Range := [FirstChar..LastChar] -
02 0074             (UpperCase.Range + LowerCase.Range + Numeric.Range);
02 0098         Count := 0;
02 009D         END;
01 009D
01 009D     FOR ThisChar := FirstChar TO LastChar DO
01 00B5         Counts[ThisChar] := 0;
01 00E0
01 00E0     Page;
01 00EC     WRITELN;
01 00F4     WRITELN ('COUNT CHARACTERS');
01 0116     WRITELN;
01 011E     WRITELN ('ENTER DATA TO BE COUNTED');
01 0140     WRITELN ('WHEN DONE, HIT THE CLEAR KEY');
01 0176     WRITELN;
01 017E
01 017E     WHILE NOT EOF DO BEGIN
02 019B         READLN (ThisLine);
02 01B1
02 01B1         FOR I := 1 TO ORD (ThisLine[0]) DO BEGIN

```

the set containing the letters 'A', 'C', 'J', 'K', 'L', 'M', 'N', 'O', 'P' and 'Q' to the variable LetterSet. The set value is denoted with square brackets containing a list of values of the base type of the set. In the second assignment statement, LetterSet is being assigned the value of the empty set.

Operations on Sets

PASCAL supports several operations for sets. In addition to copying one to another in an assignment statement, doing I/O via GET and PUT and using it as an argument in a PROCEDURE or FUNCTION, you can form set expressions using the following operators:

- + Union of two sets. The resulting set contains all of the elements that are contained in either of the two sets.
- Difference of two sets. The resulting set contains those elements that are contained in the first set which are not also contained in the second set.
- * Intersection of two sets. The resulting set contains only those elements that are common to both sets.

In addition to the set operations which result in set values, you can use set operators to produce Boolean values:

- = Set equality
- ◇ Set inequality
- <= Set inclusion. The result is true if the first set is a subset of the second set.
- >= Set containment. The result is true if the second set is a subset of the first set.
- IN Set membership. The result is true if the value on the left side of the IN is contained in the set on the right side of the IN.

The last operator is very useful for determining whether a variable or expression falls within a legal range of values. For example:

```
VAR MyChar : Char;
```

```
IF MyChar IN ['A'..'Z', 'a'..'z', '0'..'9'] THEN . . .
```

In this case, we are able to test the value in MyChar to determine whether it is alphanumeric and then take some action.

```

03 01CE      ThisChar := ThisLine[i];
03 01DC      Counts[ThisChar] := Counts[ThisChar] + 1;
03 020D      IF ThisChar IN UpperCase.Range THEN
03 0224          UpperCase.Count := UpperCase.Count + 1
03 022B      ELSE IF ThisChar IN LowerCase.Range THEN
03 0249          LowerCase.Count := LowerCase.Count + 1
03 0251      ELSE IF ThisChar IN Special.Range THEN
03 0271          Special.Count := Special.Count + 1
03 0279      ELSE Numeric.Count := Numeric.Count + 1;
03 028E      END;
02 029E      END;
01 02A1
01 02A1      FOR ThisChar := FirstChar TO LastChar DO
01 02B9          IF Counts[ThisChar] > 0 THEN
01 02D4              WRITELN (Counts[ThisChar], ' ', ThisChar, ''');
01 032D
01 032D      WRITELN;
01 0335      WRITELN (UpperCase.Count, ' UPPER CASE');
01 035E      WRITELN (LowerCase.Count, ' LOWER CASE');
01 0388      WRITELN (Numeric.Count, ' NUMERIC');
01 03AF      WRITELN (Special.Count, ' SPECIAL');
01 03D6      WRITELN;
01 03DE      WRITELN (UpperCase.Count + LowerCase.Count + Numeric.Count +
01 03F3          Special.Count, ' TOTAL');
01 0417      END.

```

Other Complex Types

There are two addition complex types that will be discussed in future columns. One is the FILE type which is used to represent I/O devices like disk, printer, screen, keyboard and cassette. There will be an entire column about input/output in which will center around this complex type. The type pointer will be discussed in a future column about dynamic allocation, the heap and linked lists.

Counting Characters Program

This month's sample program analyzes characters that you enter from the keyboard. It counts the numbers of each character (i.e. the number of A's, B's, etc.) as well as the number of characters in each of three classifications. The classifications are:

- Uppercase letters
- Lowercase letters
- Numbers
- Special characters

To run the program, you just type in data and ENTERs as much as you want. When you have entered all the data, hit the CLEAR key. The program will then display all of its accumulated totals.

K-BASIC for OS9 & FLEX \$199

K-BASIC is a complete BASIC compiler package including: the compiler itself; the assembler; documentation; and sample programs. It features six atomic data types including: real numbers; strings; 8 bit, 16 bit, 32 bit, and 64 bit signed integers. All types may be dimensioned with one or two subscripts. K-BASIC converts programs to MACHINE language code which may be put into EPROMS or ROMS.

K-BASIC syntax is very close to TSC's BASIC and XBASIC interpreters. Line numbers are not required (may be up to 16 characters). Variable names may be up to 12 characters long. The AT statement dimensions variables to absolute memory addresses.

The future of K-BASIC will see additional versions for the assorted interpreters currently available. This means you can compile your BASIC programs you now have.

Call (503) 666-1097 for our CATALOG, we have many other programs including: DO...\$69 OSM...\$99 ED/ASM...\$69

CRASMB for OS9 & FLEX \$399

CRASMB is the highly acclaimed cross assembler package for OS9 and FLEX systems, and is the only one of its type available. It turns your computer into a development station for these CPUs:

6800 6801 6804 6805 6809 6811 6502
7000 1802 8048 8051 8080 8085 Z80
(68000 16/32 bit cross assembler...\$249)

CRASMB features include: Macros, Conditional assembly, Library file calls (12 deep), Symbol length to 30 characters, Symbol cross reference tables, Object code in 4 formats (OS9, FLEX, S1-S9, INTEL HEX), plus many other extended directives and options not found on other assemblers.

LLOYD I/O 19535 NE GLISAN, PORTLAND, OR 97230 USA
Phone: (503) 666-1097 (Software Consultation Available)

VISA, MC, COD, CHECK, APPROVED P.O.'s ACCEPTED

England: Vivaway (0582 423425), Windrush (0692 405189)

Germany: Zacher Computer (65 25 299)

Australia: Paris Radio Electronics (61 2 344 9111)

OS9 is a ® of Microware, FLEX is a ® of TSC

Hint . . .

Offline Printer Prompt

In order to avoid the annoyance of having a program "hang up" because the printer is turned off or offline, the following prompt can be added to BASIC programs:

```

10 INPUT"PRINTER READY";K$:IF (PEEK
(&HFF22) AND 1) THENLINEINPUT"PRINTER
NOT READY";K$:GOTO10

```

Joseph Kohn
Redlands, CA

OS9 - QUIZZER

Have your own private tutor with QUIZZER. Ask Multiple Choice, True/False, Fill-in and K-type questions. QUIZZER includes several features such as "almost" correct answers, speech option, select by keywords, and much more . . . Only \$29.95, check or money order.

Write or call for a complete description of QUIZZER and our other CoCo/OS9 products today!

Interactive Micro Systems

P.O. Box 21007, Columbus, Ohio 43221
614-846-0902

SYMBOL	CLASS	STRUCT	ALLOC	DATA TYPE	VALUE	LOW	HIGH	SIZE
CHARCLASS	TYPE	RECORD		CHARCLASS	0	0	0	34
COUNT	FIELD		CHARCLASS	INTEGER	32	-32768	32767	2
COUNTS	VARIABLE	ARRAY	AUTOMATIC	INTEGER	-322	32	122	182
FIRSTCHAR	CONSTANT			CHAR	32	0	0	1
I	VARIABLE		AUTOMATIC	INTEGER	-406	-32768	32767	2
LASTCHAR	CONSTANT			CHAR	122	0	0	1
LOWERCASE	VARIABLE	RECORD	AUTOMATIC	CHARCLASS	-72	0	0	34
NUMERIC	VARIABLE	RECORD	AUTOMATIC	CHARCLASS	-106	0	0	34
RANGE	FIELD	SET	CHARCLASS	CHAR	0	0	255	32
SPECIAL	VARIABLE	RECORD	AUTOMATIC	CHARCLASS	-140	0	0	34
THISCHAR	VARIABLE		AUTOMATIC	CHAR	-323	0	255	1
THISLINE	VARIABLE		AUTOMATIC	STRING	-404	0	255	81
UPPERCASE	VARIABLE	RECORD	AUTOMATIC	CHARCLASS	-38	0	0	34

STACK REQUIREMENTS: 506

CODE SIZE 1051
 UNUSED STACK 32996
 MAX SYMBOLS 117
 TOTAL ERRORS 0
 SOURCE FILE: CNTCHARS:1
 OBJECT FILE: CNTCHARS:1

The totals for each character are kept in the array Counts. The records Upper-Case, Lower-Case, Numeric and Special contain both the set of characters in each class and the count of characters found in each class.

The WITH statements at the beginning initialize both the set as well as the count values for each record. Each WITH statement initializes its Range via a set constant. In the last WITH statement the special character range is computed as all those legal characters which are not in any of the other ranges. After this is a FOR loop which zeroes all of the character counts. Next are the WRITELNs which provide the prompt on the screen.

The WHILE loop iterates once per line entered on the keyboard. Inside it is the FOR loop which takes each character in the line and counts and categorizes it. When the CLEAR key is hit, EOF becomes TRUE and control falls through to the code which prints all the counts.

In next month's column we will talk about the most important modular programming constructs in PASCAL: PROCEDURES and FUNCTIONS.


Stylograph III and WordPak are "United" by Color OS9

to provide a dazzling display of Word Processing Power

Stylo III has many enhanced features

- Printer configuration program
- Continuous overwrite mode
- Programming mode
- Enhanced cursor control

WordPak adds a new dimension to the overall performance of the Color Computer.



The Color Computer is transformed into a quality professional work station when you put the right combination together.

Stylograph III + WordPak \$239.⁹⁵

Stylograph III + WordPak \$359.⁹⁵

(Stylograph III + Mail Merger + Spell Checker)

Send for catalog

Flex Versions also available

Great Plains Computer, Inc.

P.O. Box 916

Idaho Falls, Idaho 83402

208-529-3210

THESE FINE STORES CARRY THE RAINBOW

The retail stores listed below carry THE RAINBOW on a regular basis and may have other products of interest to Color Computer users. We suggest you patronize those in your area.

ALABAMA					
Birmingham	Jefferson News Co.	Longwood	Adventure International Store	Schaumburg	Illinois News Service
Florence	Anderson News Co.	Melbourne	City Newsstand	Skokie	Koch's & Brentano's
Gardendale	The Fine Line		The Little Store	S. Holland	Koch's & Brentano's
Huntsville	Endicott Software	Miami	Micro Byte	Springfield	Abacus Computers
Madison	Madison Books		The News Rack		Book Emporium
Montgomery	Trade 'N' Books	Orange Park	Software City		Sangamon Center North
		Orlando	The Alamo		Town & Country Shopping Ctr.
ALASKA			Software Unlimited	Sunnyland	Book Emporium
Fairbanks	Electronic World	Panama City	Computer Systems Group	West Frankfort	Paper Place
ARIZONA			Boyd-Ebert Corp.	Wheeling	North Shore Distributors
Glendale	Road Runner Computer Products	Pensacola	Anderson News Co.	INDIANA	
Mesa	Personal Computer Place	Sarasota	Anderson News Co.	Berne	White Cottage Electronics
Phoenix	Home Brew Computers	South	Family Computers	Garrett	Finn News Agency, Inc.
	The Computer Shop	Pasadena		Greenwood	The Computer Experience
	Tri-Tech Computers	Stuart	Poling Place	Indianapolis	Bookland, Inc.
Scottsdale	Data Concepts	Tallahassee	Caribbean Engineering Corp.		Indiana News
	SoftwareLand Corp.	Tampa	Anderson News Co.	Jasper	Computer Store
Tempe	All Systems Go		Software Store		Elx Mart
	Books Etc.	GEORGIA	Sound Trader & Computer Center	Lawrenceburg	Bauer Electronics
	Computer Library	Atlanta		Madison	Arcs Office Supplies
Tucson	Anderson News Co.		Chips, Inc.	Marion	Computer Corner
	Minz Electronics	Columbus	Guild News Agency	Martinsville	Radio Shack
Yuma	Soft Shop		Software City	New Haven	Advanced Color Software
ARKANSAS			Muscogee News Co.	Scottsburg	Radio Shack of Scottsburg
Little Rock	Anderson News Co.		Software City	Walbosh	Milting's Electronics
CALIFORNIA		Cummings	Kent Radio Shack	IOWA	
Airwater	Electrobrain	Jesup	Kannon Music	Beffendorf	Cosmos Computers
Citrus Heights	Software Plus	Marietta	Radio Shack	Davenport	Interstate Book Store
Downey	The Floppi Disk	St. Simons	Act One Video		Software City
El Cajon	Radio Shack	Island		KANSAS	
Exton	Software City	Toccoa	Radio Shack	Junction City	Ill H's Stereo
Fortuna	R&V Sound		Martin Music Radio Shack	Topeka	Palmer News, Inc.
Gretna	The Computer Supply Store	IDAHO		Wichita	Town Crier of Topeka, Inc.
Half Moon Bay	Strawflower Electronics	Blackfoot	F/M Systems Electronics		Amateur Radio Equipment Co.
Hesperia	Dessert Sound, Inc.	Boise	Magnum Computer		Lloyd's Radio
Hollywood	Levity Distributors		Products	KENTUCKY	
Livermore	Software Galeria	Moscow	Johnson News Agency	Hopkinsville	Hobby Shop
Lompoc	L&H Electronics Emporium	ILLINOIS		Louisville	The Computer Store
Los Angeles	Polygon Co.	Aurora	Kroch's & Brentano's	Maysville	Radio Shack
Modesto	Software Mart	Champaign	B. Dalton Booksellers	Paducah	Radio Shack
National City	JARB Software	Chicago	N. Walbosh St.	Paintsville	Gus-Stan Enterprises
	Willy's Electronics		West Jackson St.	Pikeville	Gus-Stan Enterprises
Pacific Beach	Pro Am Electronics		Bob's in Newtown	LOUISIANA	
Palo Alto	Printers, Inc.		Bob's News Emporium	Baton Rouge	Acme Book Co.
Sacramento	Software Center		Bob's Rogers Park		Software Solutions
	Tower Magazine		Book Market	Crowley	Acadlana Newsstand
San Diego	Computer Dimension		East Cedar	Shreveport	Computer SOS
	The Computer Store		North Cicero	Sidell	Radio Shack 7181
	Cost Plus Software		West Diversey	MAINE	
	Dimensional Software		E.B. Garcia & Associates	Brackton	Voyager Bookstore
	Radio Shack		Guild Books & Periodicals	E. Wilton	O'Brian's Electronic Svc. Ctr.
San Francisco	News On 24		Kroch's & Brentano's	Lewiston	Computer Software & Education Centers
Santa Rosa	Sawyer's News, Inc.		South Walbosh	South Portland	Portland News Co.
	Software 1st		West Jackson	Waterboro	Radio Shack
Southgate	Color Computing		516 N. Michigan	MARYLAND	
Stockton	Hardings Way News		835 N. Michigan	Baltimore	The Program Store
Sunnyvale	Computer Literacy		Parkway Drugs	Kensington	The Program Store
COLORADO		Chillicothe	Parkwest Books	Lexington Park	Books, Etc.
Aurora	Aurora Newsland	Danville	Sandmeyer's Bookstore		Bowes Books
Colorado		Decatur	Univ. of Chicago Bookstore	MASSACHUSETTS	
Springs	Hathaway's Magazines		Univ. of Illinois Bookstore	Brackton	Voyager Bookstore
Westminster	Software City		Videomat, Inc.	Cambridge	Ninis Corner, Inc.
CONNECTICUT			Book Emporium		Out Of Town News
Danbury	Computer Serv. of Danbury		Book Market		The Program Store
Monroe	Mackey's		Book Emporium	Danvers	Microcon Computer & Software Store
Orange	Software City		K-Mart Plaza	Farmingham	Program Store
DELAWARE		DeKalb	Northingate Mall	Fitchburg	Camers Book Shop
Wilmington	Normar, Inc.—The Smoke Shop	East Moline	Appletree Computers	Ipswich	Ipswich News
DISTRICT OF COLUMBIA		Evanston	Book Emporium	Littleton	Computer Plus
	The Program Store	Geneseo	Chicago-Main News	Lynn	North Shore News Co.
FLORIDA		Kewanee	B & J Supply	Wabum	Microcon Softwarecenters
Boca Raton	Software, Software, Inc.	Lisle	Book Emporium	MICHIGAN	
Clearwater	The Avid Reader	Newton	Book Nook	Allen Park	Book Nook, Inc.
	Soenen & Wilmoth Books	Oak Brook	Bill's TV Radio Shack	Ann Arbor	Community News Center
Cocoa	Village Book Shop	Oak Park	Kroch's & Brentano's	Brooklyn	Weatherwax Radio Shack
Coconut Creek	Data Base		B.I.E.S. Systems	Charlotte	Computer Options
Davie	Software Plus More	Paris	Book Emporium	Dearborn	DSL Computer Products
Ft. Lauderdale	Mike's Electronics Distributor	Peoria	Book Emporium	Durand	Robbins Electronics
	Software Connection		Book Emporium	Fenton	Tri-County Electronics Radio Shack
Jacksonville	The Book Nook		Sheridan Village	Flint	"I.O."
	Book Town		Westlake Shopping Center	Greenville	Robbins Electronics
Kissimmee	Radio Shack & Elec. Hut		Book Market	Kalamazoo	John Rollins

Lapeer	Computer Corner User Friendly Curt's Sound & Home Arcade Center	NORTH CAROLINA Aberdeen	King Electronics Radio Shack Software City Newsstand Int'l Papers & Paperback Computer Concerns C ² Books & Comics Boomers Rhythm Center D.J.'s Book and News Softmart K & S News Stand	VIRGINIA Alexandria Falls Church Gafton Norfolk Richmond	Alonso Book & Periodical The Program Store Electronics Marketing I-O Computers Software City
Lowell Mt. Clemens	Key Book Shop Michigan Radio Shop And Save The Eight Bit Corner MI Software Dist., Inc. Software City C/C Computer Systems Hi-Fi Audio Co.	Charlotte	Havlock Hickory Marion Raleigh	WASHINGTON Bellevue Marysville Mount Lake Terrace Renton Seattle Spokane Tacoma	Software City More Than Games Emerald Computer Services Data Borne Adams News Co., Inc. Bits, Bytes & Nibbles Nybbles 'N Bytes
Mt. Morris Muskegon Novi Okemos Owosso	Perry Computers Perry Oil & Gas Computer Shack New Horizons Software City Clinton Electronics Software City Sterling Book Center Gerry's Book Co.	Winston-Salem	NORTH DAKOTA Fargo	WEST VIRGINIA Logan Parkersburg	Stan's Electronics & Radio Shack Valley News Service
Perry	Read-More News	OHIO Canton Cincinnati Columbus Coshocton Dayton Fairborn Kent Kenton Lakewood Lima	Computer Associates Little Professor Book Center Cinsoft The Program Store Utopia Software Wilke News News-Readers The News Shop T.W. Hogan & Associates Lakewood International News Brunner News Agency Edu-Caterers	WISCONSIN Appleton Cudahy Janesville Ladysmith Milwaukee	Badger Periodicals Cudahy News & Hobby Book World Electronics, Etc. Abacus Micro Book Tree Booked Solid Booked Solid II Harvey Schwartz Bookshop Univ. of Wisconsin Bookshop
MINNESOTA Minneapolis	Stereo Store of Grenada, Inc. Computerland	Mayfield Heights	Programs Unlimited Software City Wilke News Programs Unlimited Leo's Book & Wine Shop Reitz Electronics Home Computer Store	WYOMING Casper	The Computer Store
MISSISSIPPI Grenada Gulfport	Midwest CoCo Systems Book Emporium Magic World Software Centre Computer Xchange Final Edition	Miamisburg Rocky River Toledo	Westerville	AUSTRALIA: SYDNEY Kingsford	Paris Radio Electronics
MISSOURI Kansas City St. Louis	Tomalina's Electronics	OKLAHOMA Hobart Oklahoma City Tulsa	Shortgrass Electronics Merit Micro Software The Computer Store	CANADA: ALBERTA Athabasca Barhead Brooks Calgary Camrose Claresholm Coaldale Drayton Valley Edmonton	McLeans Ltd. Barhead Sound 1982 Ltd. Double "D" A.S.C. Radio Shack Imperial Computer Ltd. Radio Shack Associated Stores Radio Shack Associated Stores Coaldale Sight & Sound Langard Electronics CMD Micro Kelly Software Distributors Radio Shack D.N.R. Furniture & TV Fox City Color & Sound Radio Shack The Stereo Hut The Book Nook Northern Computer Service Technics TV Ltd. Radio Shack Associated Stores Radio Shack Associated Stores Thomton & Son's Computerworld Tele-Logic Pynewood Sight & Sound Don's Radio Shop Photocraft Vermilion Ltd. Radio Shack
University City		OREGON Aloha Hermiston Medford Portland	B. Color Computer and Software Lee's TV & Radio Clinic John's News Stand 80-Plus	Edson Fairview Fox Creek Ft. Macleod Grande Cache Grande Centre Grande Prairie Hanna Leduc Lloydminster Peace River Pincher Creek Red Deer St. Paul Taber Valleyview Vermilion Wetaskiwin	
MONTANA Sydney		PENNSYLVANIA Allison Park Altoona Greensburg Harrisburg Malvern Philadelphia	Software City Newborn Enterprises The Program Store Harrisburg News Co. Personal Software City Software Center Newsy Stevens Radio Shack All-Pro Souvenirs Pitt Computer & Software	BRITISH COLUMBIA Burnaby Ft. St. John N. Vancouver Victoria	Computit Ken Dawson Microwest Distributors International Software
NEBRASKA Lincoln Omaha	Hobby Town Computers & Components	Phoenixville Pittsburgh Pleasant Hills Plymouth Meeting Pottstown Shippensburg Tunkhannock Whitehall Williamsport York	The Program Store Video Programming, Inc. Rainbow Adventure The Donna Comm. Co. Software City Shade Tree The Computer Center of York	MANITOBA Winnipeg	J & J Electronics Ltd.
NEVADA Las Vegas	Hurley Electronics	RHODE ISLAND Newport Warwick	Kelly's Variety Software Connection	NOVA SCOTIA Dartmouth Halifax	Sector Software Atlantic News
NEW HAMPSHIRE Peterborough Portsmouth West Lebanon	Radio Shack Portsmouth Computers Verham News Corp.	SOUTH CAROLINA Charleston Hts. Beaufort Greenville Hilton Head Spartanburg Union	Software Haus, Inc. Data Byte Computer Center Palmetto News Co. Megatron Corporation Software City Fleming's Electronics	ONTARIO Bowmanville Etobicoke Hamilton Kingstine London Ottawa	Bowmanville Audio Vision LTD NEPCOM Galls Book World Prism Software T.M. Computers Multi-Mag National News Co., Ltd.
NEW JERSEY Bergenfield Cedar Knolls Cherry Hill Clinton Eatontown Lawrenceville Linwood Marmora Montvale Morristown Nahwah Pennsville River Edge Rockaway Summit Teaneck Wayne	Software City Village Computer & Software Software City Micro World II The Program Store Micro Con Software Center Software City Outpost Radio Shack Software City Software City Computer Discount of N.J. Dave's Elect. Radio Shack Software City Software Station Software City Software City Wayne Software	TENNESSEE Chattanooga Dickson Knoxville	Anderson News Co. Highland Electronics Anderson News Co. First Byte Computer Co. Computer Center Software, Inc. Tobacco Corner Newsroom Mills Book Store Masko's Book Store Delker Electronics	QUEBEC LaSalle Sherbrooke	Messageries de Presse Benjamin Enr. Soc. De Loc
NEW MEXICO Albuquerque	East West Enterprises Page One Newsstand Salt of the Earth Sound Center — Radio Shack	Memphis		SASKATCHEWAN Regina Saskatoon	George Glass Computertime
Los Alamos		Nashville		YUKON Whitehorse	Big Byte Computer Services H & H Electronics
NEW YORK Briarcliff Brookport East Syracuse Elmira Heights Fairport Hudson Falls Johnson City Melville Mt. Kisco New York	Software City Lift Bridge Book Shop, Inc. The Data/Phile Co. Southern Tier News Co., Inc. Software City G.A. West & Co. Unicom Electronics Imperial News Software City Barnes & Noble—Sales Annex Coliseum Books Eastern Newsstand Grand Central Station, Track 37 200 Park Ave., (Pan Am #1) 55 Water Street World Trade Center #2 First Stop News Idle Hours Bookstore International Smoke Shop Jonil Smoke Penn Book State News Usercom Systems, Inc. Walden Books World Wide Media Services Software City Adirondack Computer Supplies Village Green World Wide News Programs Plus Spectrum Projects	Smyrna		PUERTO RICO San Juan	Software City
N. White Plains Plattsburg Rochester		TEXAS Austin	Austin News Agency, Inc. Capital Microcomputers Bee Electronics Crouchet Electronics Software Concepts The Homing Pigeon RFI Electronics Software Terminal Compu Kit MicroSolutions Software Access Northway Books & News Software Solutions		
Syracuse Woodhaven		Beeville Conroe Dallas Elgin Ft. Worth			
		Houston			
		Iring Orange Paris			
		UTAH Murray Ogden Salt Lake City	Deseret Book Computer City Bob's Magazine Corner Quality Technology		

Also available at all Waldenbooks, Coles and selected B. Dalton Bookseller stores in the United States and Canada.

ADVERTISER'S INDEX

We encourage you to patronize our advertisers — all of whom support the TRS-80 Color and TDP System-100 computers. We will appreciate your mentioning **THE RAINBOW** when you contact these firms.

A & P Software	14	Dorsett	156	Owl-Ware	50
Ankia Research	114	Double Density Software ...	82, 83	Parsons Software	225
Arizona Discount Software ...	207	Dragon User	158	PBJ, Inc.	157
Ark Royal Games	79	DSL Computer Products	241	Perry Computers	177
Armadillo International Software	128	DSS Pheripherals Corporation	229	Pinto Products	210
Aurora Software	167	Dugger's Growing Systems ...	211	Polygon Co.	226
B & B Software	40	EAP Co.	214	Dr. Preble's Programs	185
B5 Software	184	E.D.C. Industries	69	Prickly-Pear Software	68
Basic Technology	133	Elite Software	62, 63	PXE Computing	103
Big B Software	40	Endicott Software	20	Radio Shack	162, 163
Botek Instruments	54	Federal Hill Software	65, 67	Rainbow Simulation Contest	118
C & C Engineering	127	Garland Software	127	RAINBOWfest	26, 27
Calc-Soft	239	GIMIX	274	Ram Publications	221
Cancoco	233	GRAFX	159	Reitz Electronics	246
Cer-Comp	135	Great Plains Computer Company, Inc.	269	REM Industries	233
CoCo Warehouse	182	Green Mountain Micro	224	R.G.S. Micro, Inc. ...	121, 123, 125
Cognitec	13	Harvard Design	209	Robotic MicroSystems	230
Cognitive Development Co.	87	Hawkes Research Services ...	217	Saguaro Software	15
Color Connection Software ...	193	HJL	22	Selected Software	51
Color Micro Journal	228	Frank Hogg Laboratory	IBC	Skyline Marketing	101
Color Power Unlimited, Inc. ...	9	Howard Medical	34	The Soft Shop	113
Color Software Services	236	Incentive Software	198	SOFTECH	216
Colorware	153, 154, 155	Interactive Micro Systems ...	268	Softlaw Corp.	41, 42, 43
Compukit	220	Intracolor	213	Software Connection	214
Computer Accessories of Arizona	204	J&M Systems	11	Software Plus	230
Computer Center	96	JARB Software	81, 194	Software Support, Inc. ...	178, 179
Computer Island	196, 197	The JBM Group, Inc.	129	Solid Software	210
Computer Plus	3	D.P. Johnson	222	Sonburst Software	184
Computer Systems Center	215, 223	Kelly Software Distributors ...	216	Spectral Associates ...	BC, 53, 55
Computerware	168, 169	Key Color Software	253	Spectrum Projects	137, 138
Computize, Inc.	64, 273	KRT Software	219	139, 141, 142, 143, 145
Cosmos Computer Services, Inc.	132	Lloyd I/O	268	Speech Systems	148
Creative Technical	205	Mark Data Products	108, 109, 190	Springboard Software, Inc.	8
Custom Computer Products ...	16	Metric Industries	150	Sugar Software	160, 254, 255
Custom Software Engineering	242	Metro Electronics	200	T & D Software	249
CY-BURNET-ICS	116	MichTron	33, 35	TCE Programs, Inc.	98
Data-Comp	231	Micro Magic	219	Tri-Tech Electronics	256
Dayton Associates Of W.R. Hall, Inc.	186	The Micro Works	105	Trillium	21
Deft Systems, Inc.	17	Microcom Software	39	True Data Products	245
Delker Electronics	59	Microware Systems Corporation	259	Vidtron	31
Derby City Software	206	Tom Mix Software	IFC, 70, 71, 72, 73	Wasatchware	112
Derringer Software	56, 89	Moreton Bay	130	Wish Software	151
Dorison House Publishers, Inc.	10	Oelrich Publications	208	Woodstown Electronics	115
		The Other Guys Software	211	Workbase Data Systems	247
		Owls Nest Software	117	YGS	226
				York-10	110, 111
				Zoso Software	227

the MASTER KEY



© 1984

*** INTRODUCTORY OFFER ***

\$99.95

+ \$3.00 Shipping & Handling

by C. HOHN & D. NELSON

Have you ever lost a program and didn't have a backup? Sooner or later it happens to everyone. The best policy is to have a backup of EVERYTHING. Thus comes the problem - many programs are copy-protected and won't backup easily. So how do you protect your investment?

The MASTER KEY was developed just for this problem. Just as a master key unlocks all doors in a building, this MASTER KEY will unlock ALL programs that load into your CoCo's memory. And it's as easy as flipping a switch! Once you have control, you can copy your programs, protected or not, to tape or disk. The MASTER KEY offers:

Complete Disassembler	Search for text or M/L routines
Display/Change memory in Hex or ASCII	Copy memory from one location to another
View memory in all Graphic Modes	Write memory to tape or disk
Versatile printer routine for All printers	Defeats All auto-start programs
Rom-Pak model has gold contacts for more reliable operation.	Rom-Pak design allows use of disk system while Master Key is installed.
Comprehensive, easy to follow manual	Works with all versions of CoCo, 16K+

The MASTER KEY may be used to convert many programs from tape to disk, and yet does not require a background in assembly language. Using the METHODS section of the manual will allow even a novice to copy many programs. As you learn more about assembly language, you'll be able to use the MASTER KEY's full capabilities.

You can leave the MASTER KEY plugged in all of the time. The gold contacts will improve the I/O of your disk drive, and at the flip of a switch you'll have a quality disassembler. The Examine/Change feature will allow the entry of short M/L routines, and the Screen command will allow quick debugging of graphic screens.

30 DAY MONEY BACK GUARANTEE: If you find any program that MASTER KEY cannot take control of, simply return for a full refund.

NOTE: The MASTER KEY has been developed as an educational tool and to allow the user to examine and save for archival purposes programs he/she has purchased.

NOTE: "F" board owners must cut a capacitor - details included.

***Available in Rom-Pak or Simple Internal Installation models. Order as follows:

Internal....MK 034I \$99.95 ea.

Rom-Pak....MK 035R \$99.95

C 215-946-7260 COMPUTIZE, INC


P.O. BOX 207
LANGHORNE, PA 19047

Check or M.O.



PA Res. add 6% sales tax


GIMIX STATE OF THE ART 6809 SYSTEMS FOR THE SERIOUS USER.




**GIMIX has 19MB or high performance
47MB Winchester Drive Systems and/or
Floppy Disk Drive Systems.**

For the ultimate in performance, the Unique GMX 6809 CPU III, using either OS-9-GMX III or UniFLEX GMX III (available shortly), gives protection to the system and other users from crashes caused by defective user programs. e.g. During program development, a programmer who crashes goes back to the shell or the debugger, while the other users are not even aware anything occurred.

The intelligent serial I/O processor boards significantly reduce system overhead by handling routine I/O functions, thereby freeing up the host CPU for running user programs. This speeds up system performance and allows multiple terminals to be used at 19.2K baud.



BASIC-09 and OS-9 are trademarks of Microware Systems Corp. and MOTOROLA, Inc.
FLEX and UniFLEX are trademarks of Technical Systems Consultants, Inc.
GIMIX, GHOST, GMX, CLASSY CHASSIS, are trademarks of GIMIX, Inc.



For the user who appreciates the need for a bus structured system using STATIC RAM and powered by a ferro resonant constant voltage transformer.

GIMIX has single user systems that can run both FLEX and OS-9 or Multi user systems for use with UniFLEX or OS-9.

GIMIX versions of OS9 and UniFLEX include maintenance and support by Microware (90 days) and TSC (1 year). Maintenance and support after this period are available at extra cost.

(NOTE: this support and maintenance is only for use with approved GIMIX hardware)

GIMIX 6809 systems support five predominant operating systems:

**OS-9 GMX III,
OS-9 GMX II,
UniFLEX,
OS-9 GMX I,
FLEX**

and a wide variety of languages and development software.

Whatever your application: software development, instrumentation, process control, educational, scientific or business; whether you need single or multi-user capabilities, GIMIX has hardware and the operating systems to get the job done reliably.

Please phone or write if you need further information.

GIMIX inc.

1337 WEST 37th PLACE • CHICAGO, ILLINOIS 60609 • (312) 927-5510 • TWX 910-221-4055

© 1983 GIMIX Inc.



O-Pak



Enjoy a Hi-Res screen and the ability to copy files between FHL FLEX, RS OS-9 and Radio Shack DOS with RS OS-9!
\$34.95

FLEX



Still the best!!
\$69.95
 with DBASIC **\$99.95**

DYNASTAR/DYNAFORM




"DYNASTAR and DYNAFORM, in my opinion, rightly deserve the name 'The Dynamic Duo' of word processing software for the CoCo."

Dan Downard,
 RAINBOW Magazine,
 July '84

DYNASTAR for RS OS-9
 or CCFLEX **\$49.95**
 DYNAFORM for RS OS-9
 or CCFLEX **\$49.95**
 DYNASTAR/DYNAFORM **\$99.90**


SOFTNEWS



Serious Users Newsletter!
 Send for Free Sample Copy.

FHL FRANK HOGG LABORATORY


THE REGENCY TOWER • SUITE 215 • 770 JAMES ST. • SYRACUSE, NY 13203
 PHONE (315) 474-7856 • TELEX 646740



PENCON (Pengo)
You are lost in a maze of slippery ice cubes, being pursued by 5 ice goblins. Line up the three power cubes for a quick escape. Requires 16K and joysticks.



LANCER (Joust)
Lava pits, dragons & disappearing islands are just a few of the obstacles you must overcome. Then the awesome Dragon appears! Requires 32K and joysticks.



COLOR PANIC (Space Panic)
Maneuver around the maze of ladders and girders and bury the pursuing monsters. Beware, if you're too slow burying them, they will spawn a deadlier breed. Requires 32K and joysticks.



QIKS (Qix)
This game is for all you "Qix" lovers! Trying to "color" the screen while dodging sparks isn't as easy as it sounds. Fast action & great graphics make this an exciting game. Requires 32K and joysticks.

QUALITY
Spectral's 100% machine language games are unquestionably the **BEST** available! Just ask anyone. **Satisfaction guaranteed***




CUBIX (Q*Bert)
Sixteen skill levels make this 3-D pyramid game fun for anyone! Sprink the snake is just one of the creatures to look out for. Requires 32K and joysticks.

Cassette \$24.95 Diskette \$28.95



GALAGON (Galaga)
Wave after wave of spiraling attackers trying to capture your fighters. Score big time points during the challenge round. Enjoy! Requires 32K and joysticks.



FROGGIE (Frogger)
A race against the clock to get "Froggie" home safely is a worthy challenge for anyone! Crossing a busy highway and avoiding a pesky otter are some of the hazards. Requires 32K and joysticks.



LUNAR ROVER PATROL (Moon Patrol)
Charged with the task of exploring the moon, you must dodge, destroy, or jump over the many hazards from the sky and terrain. Good Luck and enjoy your mission! Requires 32K and Joysticks.

SPECTRAL ASSURANCE

Complete, unabridged disassembly of the **BASIC ROMS.**
Color BASIC Unravalled \$19.95
Extended BASIC Unravalled \$19.95
Disk BASIC Unravalled \$19.95
Save \$9.90 when you buy all 3 - \$49.95

*return for refund within 10 days of purchase

Look for other Spectral products at your local dealer - if we're not there DEMAND us.

**3416 So. 90th Street
 Tacoma, WA 98409
 (206) 581-6938**

Office hours 8:30 to 4:30 P.D.T.

Add 3% shipping charge (minimum \$2.00 - \$3.50 book set)
 Washington residents add 7.8% sales tax
 No C.O.D. orders
 Please allow 3-4 weeks for delivery
 We accept Visa & Mastercard
 Dealer inquiries are invited