

September 1984

Canada \$4.95 U.K. £3.35

\$3.95

Just for your  
TRS-80® COLOR  
TDP System 100  
Dragon & MC-10

The

# RAINBOW®

## THE COLOR COMPUTER MONTHLY MAGAZINE

### CoCoEd Our Education Issue

### From Elementary Learning Games To RainbowTech Tutorials

*Grade  
A  
Luis  
& Willie*

### Homework Helpers

### Teachers' Aids

### Math Programs, GeoGraphics, Quizzes, A Word Scrambler And Other BASIC Instruction



MAILED 08/09/84 27453 8501

Ronnie Vanscherpe

1504 Day #D

SanMateo CA 94402



Plus

**GAMES, GRAPHICS, UTILITIES, COMMENTARY,  
ADVANCED LANGUAGE TUTORIALS, AND DOZENS OF  
HARDWARE AND SOFTWARE REVIEWS**

New From Tom Mix...

# Worlds of FLIGHT

Not A Game — A Very Realistic Flight Simulation



WORLDS OF FLIGHT (WOF) is a "view" oriented flight simulation for the TRS-80 Color Computer, written entirely in Machine Language. "View" oriented means that the pilot may determine his or her position by actually viewing the surrounding landmarks as opposed to using instruments which sense navigational references. This is a major departure from "instrument only" simulations which can be achieved through BASIC programs. Most instrument maneuvers and procedures may be practiced. The craft is a light-weight, single-engine airplane with low wings. A nose wheel which is both steerable and retractable is also modeled. Some aerobatics are possible including sustained inverted flight, aileron rolls, spins and stalls.



### The Experts Say:

C.L. — "As a pilot I found "Flight" to be an outstanding simulation.

M.H. — "No one has created a more realistic flight simulator for the Color Computer."

D. HOOPER, pilot for major airline — "An outstanding flying experience. Very realistic."

JOYSTICKS REQUIRED  
32K MACHINE LANGUAGE  
TAPE \$29.95      DISK \$32.95

•ADD \$1.50 POSTAGE & HANDLING•TOP ROYALTIES PAID•  
•MICHIGAN RESIDENTS ADD 4% SALES TAX•  
LOOKING FOR NEW SOFTWARE

**M** TOM MIX SOFTWARE  
4285 BRADFORD N.E.  
GRAND RAPIDS, MI 49506




ARCADE ACTION GAMES




TO ORDER CALL 616/957-0444

From Computer Plus to YOU ...


# PLUS after PLUS after PLUS



Model 100 8K \$495  
Model 100 24K \$625




Color Computer II  
w/64K Ext. Basic \$205




Model 4 16K \$679  
Model 4 64K  
2 Disk & RS232 \$1020



DMP120 \$385  
DMP200 \$520



Color Computer Disk Drive  
Drive 0 \$289 Drive 1 \$220



DWP210 \$489

## BIG SAVINGS ON A FULL COMPLEMENT OF RADIO SHACK COMPUTER PRODUCTS

### COMPUTERS

Model 4 Portable 64K w/2 Drives	1020
Model 2000 2Dr	2299
Model 12 1 Drive	2360
Model 16B 1Dr 256K	3965

### MODEMS

Hayes Smartmodem II	215
AC-3	125
DC Modem I	89
DC Modem II	160

### PRINTERS

Silver Reed EXP400 D.W. Par.	309
Silver Reed EXP550 D.W. Ser.	430
CGP115	159
CGP220 Ink Jet	545
DMP110	305
Toshiba 1340 (24 wire head)	779
Gemini 10X	289
Gemini Powertype	345
Panasonic P1091	315
Smith Corona Fastext	190
Prowriter 8510	345
Okidata and Epson	CALL

### ETC.

Disk Drive Controller	139
Extended Basic Kit	39.95
PBH Ser/Par Conv.	69
64K Ram Chips	62.95
Deluxe Keyboard	35.95
HJL Keyboard	79.95
CCR-81 Recorder	52
Deluxe Joystick (each)	35.95
Joysticks (pair)	22
Video Plus (monitor adapter)	24.95
Video Plus IIC	39.95
Amdek Color 1+ Monitor	299
Amdek Video 300 Green	145
Amdek Video 300 Amber	159
Taxan Color 210 Monitor	265
Taxan Green	130
Taxan Amber	139

### SOFTWARE

	(Tape Version)
The King	26.95
Screen Print (specify printer)	19.95
Buzzard Bait	27.95
World of Flight	29.95
Colorpede	29.95

Juniors Revenge	28.95
Pac Attack	24.95
Block Head	26.95
Lunar Rover Patrol	24.95
Lancer	24.95
Typing Tutor	23.95
Galagon	24.95
Scott Adams Adventures	19.95
Sea Dragon	34.95
Colorcome	49.95
Telewriter 64	49.95
O-Pak (disk)	34.95
Key-264K	39.95
Deft Pascal	79.95
Elite-Calc	59.95
VIP Writer	69.95
VIP Calc	69.95
VIP Terminal	49.95
VIP Database (disk)	59.95
Graphicom	29.95

Order any 2 software pieces listed and take 10% off their listed price. All Radio Shack software 10% off list. Send for complete list.

**CALL TOLL FREE  
1-800-343-8124**

- LOWEST POSSIBLE PRICES
- BEST POSSIBLE WARRANTY
- KNOWLEDGEABLE SALES STAFF
- TIMELY DELIVERY
- SHOPPING CONVENIENCE



# computer plus

P.O. Box 1094  
480 King Street  
Littleton, MA 01460

SINCE 1973

IN MASSACHUSETTS CALL (617) 486-3193


# Under The RAINBOW



18




147



156

**NEXT MONTH:** October, the time Mother Nature outfits herself in bright, gypsy colors: what better time for our annual CoCo graphics issue. We'll show you how to become a video artist, covering everything from "low down graphics" to animation. And, as election time nears, we'll have a fun quiz on Presidents. We'll also introduce a new column on data communications along with our usual varied mix of programs, tutorials, games, utilities and reviews.


Look for THE RAINBOW in October for more on the Color Computer than is available from any other source.

 The small cassette tape symbols beside features and regular columns indicate that the program listings with those articles are on this month's RAINBOW ON TAPE, ready to CLOAD and RUN. For full details, check our RAINBOW ON TAPE ad on Page 226.

## FEATURES

- RAINBOWfest Report/Jim Reed** \_\_\_\_\_ **18**  
**PICTORIAL** *A look at the Chicago show*
-  **The Old Fashioned Clock/Joseph S. Paravati** \_\_\_\_\_ **25**  
**EDUCATION** *A timely lesson*
- Everything To Know About CoCo/Andy Kluck** \_\_\_\_\_ **36**  
**TUTORIAL** *A series on helpful techniques*
-  **Lil' Ole Interest Monitor/Francis S. Kalinowski** \_\_\_\_\_ **51**  
**FINANCE** *Watching your gold pile sparkle*
-  **Multiple Choice Test Generator/Gary Kinney** \_\_\_\_\_ **57**  
**EDUCATION** *Let CoCo make your multiple choice tests*
-  **Cooking With CoCo/Colin J. Stearman** \_\_\_\_\_ **74**  
**EXPANDING BASIC** *Part III, a recipe for patch addresses*
-  **It's A Mystery/Anthony Hallen** \_\_\_\_\_ **90**  
**GAME** *Guess various countries in the world*
-  **Developing A Database Manager/Bill Nolan** \_\_\_\_\_ **111**  
**DISK TUTORIAL** *Part III, on creating a disk mailing list program*
-  **Word Scrambler For Spelling Lists/John F. Wilfore** \_\_\_\_\_ **131**  
**EDUCATION** *Practicing to spell correctly*
- Teachers Need Spirit Masters/Valerie Rhead** \_\_\_\_\_ **140**  
**TEACHER'S HELPER** *Creating stencils for the class*
-  **The Mad Adder/Larry K. Gage** \_\_\_\_\_ **147**  
**EDUCATION** *A logical math exercise*
-  **The ABC Game/James F. Taylor** \_\_\_\_\_ **156**  
**EDUCATION** *A learning tool for your preschooler*
-  **The CoCo School Marm/Judy M. Dacus, David M. Dacus** \_\_\_\_\_ **161**  
**EDUCATION** *Part I, Spelling is 'E Z'*
-  **GeoGraphics/Joseph S. Paravati** \_\_\_\_\_ **177**  
**GAME** *A colorful states and capitals quiz*

## RAINBOWTECH

- Downloads/Dan Downard** \_\_\_\_\_ **244**  
*Answers to your technical questions*
- KISSable OS-9/Dale L. Puckett** \_\_\_\_\_ **246**  
*Tidbits from Chicago, plus a duet in "C"*
-  **Personable Pascal/Daniel A. Eastham** \_\_\_\_\_ **265**  
*The many ways PASCAL lets you represent information*
- Random Basics/Paul Searby** \_\_\_\_\_ **258**  
*Design and development of application software, Part IV*

**Editor and Publisher**  
Lawrence C. Falk

**Managing Editor** James E. Reed  
**Senior Editor** Courtney Noe  
**Technical Editor** Dan Downard  
**Copy Editor** Susan Remini  
**Submissions Editor** Jutta Kapfhammer  
**Editorial Assistants** Monica Dorth,  
 Valarie Edwards, Wendy Falk,  
 Suzanne Kurowsky, Lynn Miller,  
 Shirley Morgan, Noreen Morrison,  
 Kevin Nickols, Tamara Solley  
**Technical Assistant** Ed Ellers  
**Contributing Editors** Bob Albrecht, Steve Blyn,  
 Tony DiStefano, Dan Eastham, Frank Hogg,  
 Don Inman, Joseph Kolar, Dale Peterson,  
 Michael Plog, Dale Puckett, Paul Searby,  
 Fred Scerbo, Richard White  
**Art Director** Sally Nichols  
**Assistant Art Director** Jerry McKiernan  
**Designers** Peggy Henry, Neal G. Lauron,  
 Kevin Quiggins  
**Advertising Manager** Charlotte Ford  
**Advertising Assistant** Debbie Baxter  
 (502) 228-4492  
**General Manager** Patricia H. Hirsch  
**Asst. General Manager for Finance** Donna Shuck  
**Bookkeeper** Diane Moore  
**Advertising Accounts** Doris Taylor  
**Dealer Accounts** Judy Quashnock  
**Administrative Assistant to the Publisher**  
 Marianne Booth  
**RAINBOWfest Site Management** Willo Falk  
**Director of Fulfillment Services** Bonnie Shepard  
**Asst. Customer Service Manager** Deidra Henry  
**Customer Service Representative** Sandy Apple  
**Word Processor Manager** Lynda Wilson  
**RAINBOW ON TAPE Subscriptions** Monica Wheat  
**Research Assistants** Laurie Falk,  
 Wanda Perry, Loretta Varda, Kara Voit  
**Dispatch** Mark Herndon  
**Production Assistant** Melba Smith

Advertising and Marketing Office for the Western states and provinces: Cindy Shackelford, director, 12110 Meridian South, Suite 8, P.O. Box 73-578, Puyallup, WA 98373-0578. Phone: (206) 848-7766. Territories included: AK, AZ, CA, CO, HI, ID, MT, NV, NM, OR, UT, WA, WY, Canadian Provinces of Alberta, British Columbia, Saskatchewan.

THE RAINBOW is represented in the Eastern United States by Garland Associates, Inc., P.O. Box 314, S.H.S., Duxbury, MA 02331, (617) 934-6464 or 934-6546. Advertisers east of the Mississippi may contact them for further information. Territories included: AL, CT, DE, DC, FL, GA, IL, IN, KY, ME, MD, MA, MI, MS, NC, NH, NJ, NY, OH, PA, RI, SC, TN, VA, VT, WV, WI, Canadian Provinces of Ontario, Quebec.

THE RAINBOW is published every month of the year by FALSOFT, Inc., 9529 U.S. Highway 42, P.O. Box 385, Prospect, KY, 40059. Phone (502) 228-4492. THE RAINBOW and THE RAINBOW logotypes are ® trademarks of FALSOFT, Inc.

Second class postage paid Prospect, KY and additional offices. USPS N. 705-050 (ISSN No. 0746-4797). POSTMASTER: Send address changes to THE RAINBOW, P.O. Box 385, Prospect, KY 40059. Forwarding Postage Guaranteed. Authorized as second class postage paid from Hamilton, Ontario by Canada Post, Ottawa, Ontario, Canada.

Entire contents © by FALSOFT, Inc., 1984. THE RAINBOW is intended for the private use and pleasure of its subscribers and purchasers and reproduction by any means is prohibited. Use of information herein is for the single end use of purchasers and any other use is expressly prohibited. All programs herein are distributed in an "as is" basis, without warranty of any kind whatsoever.

TRS-80, Color BASIC, Extended Color BASIC, Scripts and Program Pak are ® trademarks of the Tandy Corp. CompuServe is a ® trademark of CompuServe Inc.

Subscriptions to THE RAINBOW are \$28 per year in the United States. Canadian and Mexican rates are U.S. \$35. Surface mail to other countries is U.S. \$65, air mail U.S. \$100. All subscriptions begin with next available issue.

Limited back issues are available. Please see notice for issues which are in print and costs. Payment accepted by VISA, MasterCard, American Express, Cash, Check or Money Order in U.S. currency only.

## COLUMNS

<b>BASIC Training/Joseph Kolar</b> _____	<b>109</b>
<i>Practicing LINE and DRAW — without drudgery</i>	
<b>Bits And Bytes Of BASIC/Richard White</b> _____	<b>126</b>
<i>A checkbook balancer</i>	
<b>Building September's Rainbow/Jim Reed</b> _____	<b>16</b>
<i>Announcing the "One-Liner" contest</i>	
<b>Byte Master/R. Bartly Betts</b> _____	<b>121</b>
<i>Sinking your teeth into some assembly language meat</i>	
<b>CoCo Graphics/Don Inman</b> _____	<b>100</b>
<i>Build a honeycomb from BASIC</i>	
<b>Earth To Ed/Ed Ellers</b> _____	<b>236</b>
<i>Beam up those "tech" questions</i>	
<b>Education Notes/Steve Blyn</b> _____	<b>96</b>
<i>Create a calendar</i>	
<b>Education Overview/Dr. Michael Plog</b> _____	<b>119</b>
<i>Opposing views on computers in education</i>	
<b>GameMaster's Apprentice/George Firedrake and Art Canfil</b> _____	<b>20</b>
<i>Role playing games</i>	
<b>PRINT #-2,/Lawrence C. Falk</b> _____	<b>12</b>
<i>Editor's notes</i>	
<b>School Is In The Heart Of A Child/ Bob Albrecht, Ramon Zamora</b> _____	<b>44</b>
<i>Play together, learn together</i>	
<b>Turn Of The Screw/Tony DiStefano</b> _____	<b>174</b>
<i>The HALT pin and its functions</i>	
<b>Wishing Well/Fred Scerbo</b> _____	<b>225</b>
<i>The multi math driller</i>	

## DEPARTMENTS


<b>Advertiser Index</b> _____	<b>273</b>	<b>Reviewing Reviews</b> _____	<b>191</b>
<b>Back Issue Information</b> _____	<b>247</b>	<b>Scoreboard</b> _____	<b>170</b>
<b>CoCo Clubs</b> _____	<b>238</b>	<b>Scoreboard Pointers</b> _____	<b>172</b>
<b>Corrections</b> _____	<b>234</b>	<b>Submitting Material</b> _____	
<b>Letters To Rainbow</b> _____	<b>6</b>	<b>To Rainbow</b> _____	<b>209</b>
<b>The Pipeline</b> _____	<b>136</b>	<b>Subscription Information</b> _____	<b>24</b>
<b>Received And Certified</b> _____	<b>188</b>	<b>These Fine Stores</b> _____	<b>270</b>

## PRODUCT REVIEWS

<b>Product Review Contents</b> _____	<b>187</b>
--------------------------------------	------------

# LETTERS TO THE RAINBOW

## ARTS AND LETTERS



Envelope Of The Month

Andy Green  
Whitehall, PA

## HINTS & TIPS

### Editor:

Recently, while working on a BASIC coding program, I needed an exclusive OR function, which CoCo doesn't have in its vocabulary.

With a little diligence and help from a friend I came up with the following:

```
10 INPUT "Numbers to be XOR'd";A,B
20 C=A AND (32767-B) OR B AND
   (32767-A)
30 PRINT C
```

If the user inputs three for A and six for B, the lines will put five in C.

```
Example: A = 0011 3
         B = 0110 6
         XOR = 0101 5
```

The routine seems to work for all positive numbers up to 32767.

I'm sure some reader out there must be in dire need of this exclusive (pardon the pun) function.

Keep up the good work.

Burnie L. Whiddon  
Orlando, FL

### Editor:

I think it should be reiterated that the CoCo is in fact capable of (C)LOADing with a negative offset. This was first printed on page 172 of THE RAINBOW, April 1983. Since then, at least one program has ap-

peared that does the offsetting by another, more complicated method. The "negative offset" is not really a negative number. It is the negative offset plus 65536, or NEW. ADDR-OLD.ADDR+65536. The CoCo thinks that 65536=0, so adding zero to the offset doesn't change it, but it does fool BASIC into thinking that the offset is positive. A 16-bit word containing 65535 is stored as 16 ones. Like an odometer set at 99999.9, an increment by one will throw it back to zero, so 65535+1=0.

Therefore, 65536=0, and 65537=1, etc.

Lucas Ford  
Philadelphia, PA

## SWEET SMELLING HINT

### Editor:

Here is a little tip that may help people playing *The Arconiax Assignment* (July 1984). If you ever save a game, then load your old position, you may find something like "Scratch Box #4" when you take inventory. If this occurs, simply DROP that object and then reTAKE it. It will then appear as it correctly should when you take inventory.

If anyone has comments about the game, they may call me at the New West BBS (516) 673-9452. Leave all questions/comments on the "CoCo Goldmine" addressed to: Eric Tilenius. If you leave your address, I will reply by mail so you won't have to make two long distance calls.

Eric W. Tilenius  
Huntington, NY

### Editor:

I would like to pass along some information for those readers who, like myself, have a Radio Shack DMP 120 printer and have been trying to use it with the Radio Shack Graphics Pak or with disk graphics software.

Radio Shack has released a set of screen print utilities (Cat. No. 26-3121), which are designed to work with their color printers and the DMP 120.

As you will recall, RAM space is reserved starting at location &H600 for graphics pages. The Graphics Pak and disk graphics routines place the completed graphs there for storage and for printing to the screen and to a printer. Clearing the routines from memory does not disturb any information placed in the graphics page area until a new program is located there or space is reserved for another graphics page; so that it is possible to generate a graph, load another program above the reserved graphics area and enter the reserved graphics page area for the information to be printed.

To print a graph generated by the disk graphics routine, draw the graph and display it on the screen, return to the menu, and exit to BASIC. Then load the screen print utility, *BWDUMP*, execute it and print your graph.

An interesting project for someone out there would be to replace the print subroutine in the disk graphics program with the screen print utility to provide a one-step process for using the DMP 120.

William T. Longe  
Pittsburgh, PA

## A FAST POKE

### Editor:

The following short program should indicate to your readers whether or not their machine will take the "fast poke," *POKE 65495,0*. Simply type it in and *RUN* it.

```
0 CLS 0
1 PRINT "YOUR MACHINE WON'T
  TAKE THE FASTPOKE."
2 PRINT@416, "PRESS RESET TO
  RESUME OPERATION";
3 POKE 65495,0
4 SOUND 1, 1
5 PRINT@13, "WILL ";
6 PRINT@416
```

Please note that there is a space after "WILL" on Line 5. For further tips on the CoCo, call or write me; maybe I can help you. My address is: P.O. Box 385, 29556, Phone (803) 354-7073.

Joey Staton  
Kingstree, SC

## BASIC09

*Editor:*

I have a couple of hints about using BASIC09 that may be of help to some readers.

1) If you're using BASIC09 with FHL O-Pak, you can get more memory by loading BASIC09 before you install the Hi-Res screen. You can then type BASIC09 #10K without getting a memory full error.

2) By including the following short program in your workspace, you'll never have to spend time figuring out screen positions again. Instead, just include the line *RUN cursor* (horizontal, vertical), where horizontal and vertical are the desired screen positions.

```
PROCEDURE cursor
PARAM horizontal,vertical:INTEGER
horizontal:=horizontal+$20
vertical:=vertical+$20
PRINT CHR$(S02)+CHR$(horizontal)
+CHR$(vertical);
END
```

Now, can someone out there help me? I have the HJL keyboard and can't seem to get the function keys to work in a BASIC09 program (or in OS-9 in general, for that matter). Does anyone know the reason? Write to me at 115 Columbia Turnpike, 07932.

*John Ruzicka  
Florham Park, NJ*

## INFORMATION PLEASE

*Editor:*

I have a technical question concerning power supplies. As you no doubt know the UK domestic power supply is 240v,50Hz. Can I run my equipment in UK using a simple transformer like the one which Radio Shack sells, or will I need to transform the frequency to 60Hz as well? My equipment consists of an E board, CoCo, which I have upgraded to 64K, twin Tandon disk drives, a Gemini 10X printer, an Amdek Color I Plus monitor and a Radio Shack tape recorder. I am told that the voltage is reduced to 12v DC in the CoCo, but I am not sure whether there are any chips which are frequency dependent even after conversion to 12v. As for the rest of my equipment, does any of it run on 12v DC and, if not, is any of it frequency dependent?

*T.A. Pearson  
Omaha, NE*

*Editor:*

Help! I just bought a CGP-115 printer with my TRS-80 64K Extended, and I cannot figure out how to print graphics! The manuals do not make this clear to me, and I cannot understand the store's explanation. Do I need some other software? If anyone could help me, I would be eternally grateful! Also, could anyone out there explain the DOS function? I just can't work it out. My address is: 7306 N.E. 140th Place, 98011.

*Jean Breen  
Bothell, WA*

## HELPING THE HANDICAPPED

*Editor:*

I have a problem that I hope that either you, or your readers can solve.

I know a handicapped person who is confined to a wheelchair and has limited speech.

I would like to hook a MC-10 to a speech chip and a speaker to his wheelchair battery. I would also like to get a PROM made with the program I will write with BASIC words and phrases that he will need to communicate with others. Also, I would adapt the MC-10 to 12-volt power supply so that it would be portable.

I chose the MC-10 because of the size and cost. I think this adaption could connect through the memory expansion slot.

If any of your readers, authors, or advertisers have any ideas, hints, or other tidbits of information, please let me know. My address is Box 428, 28906. Thank you for your help!

*David McLees  
Murphy, NC*

*Editor:*

Would you know of anybody who produces a video monitor interface which is external to the case of the TRS-80 Color Computer? It seems that everyone is offering items for inside the case, but I don't care to go inside of my machine. My address is 217 Cramer Hall, UMC, 65201.

*Robert Levitt  
Columbia, MO*

## MORE RAM

*Editor:*

The TRS-80 Color Computer has to be the best buy on the market today. Aside from the hardware advantages which we all know so well, this device has generated more popular consumer support than any computer since the Apple II. The number and quality of after-market vendors is just incredible, and the software available is beyond comparison.

How many "toy" computers can boast four major DOS (Disk BASIC, Flex, OS-9, and CP/M), and every computer language you could want? There are gadgets to add almost any capability you need, and great magazines like RAINBOW to help with any problem you may have. But our beloved CoCo is sorely lacking in one respect that I think really needs to be addressed. In a word; MEMORY!

Some will think that 64K of RAM is enough, and I know programmers that do wonders with it. But the latest generation of computers can access almost unlimited memory. These are the machines that are attracting the software vendors. Massive second generation spreadsheets, what-you-see-is-what-you-get word processors, complex Adventure games, and other advanced programming is being developed for these megabyte computers. The CoCo will be left in the dust!

At this time, I would like to challenge all of you who are interested in the future of our computer. Let's develop a system to allow the CoCo to access more than 64K RAM! If

the vendors see that this computer can handle the advanced software being developed for other machines, the market and capabilities of the Color Computer will continue to grow!

*Stephen Roberson  
Chandler, AZ*

## A PERSONAL LOSS

*Editor:*

It is with a sense of profound loss that I report the death on June 8, 1984 of Greg Wilson, the publisher of the Australian edition of THE RAINBOW.

Greg had a most distinguished career, being at first an accountant, then an educational administrator. He retired about five years ago at an early age due to continuing heart problems. After a year of moping around the house, during which he built his own computer, his ceaseless energy could no longer be confined.

Several of his letters lauding the Tandy Colour Computer were published in the local computer press, and it wasn't long before he had evolved the embryo of what has become a most organized and well-constructed network of support groups for the Tandy Colour Computer.

Greg understood and cared for people. He absolutely hated to see them being ripped off and he wasn't the least afraid to yell long and loud at Tandy, or anyone else who he thought was doing things against the interests of computer users.

He was very proud — not of his own achievements, which had been many, but of the people who developed their talents through, and sometimes because of, the magazines and publications with which he was associated. His particular 'baby' was a magazine called 'MiCo' which was aimed at users of the MC-10 computer. His greatest thrill, during his last days, was to receive material for publication in that magazine.

It appears that Greg disturbed someone robbing his flat and suffered a heart attack soon after. He will be greatly missed. He was loved and respected by all who knew him. Somehow, when I read his old magazines or run one of the programs he supplied, somehow, he doesn't seem quite that far away.

I'm sure all your readers will join with me in extending to Helga, his wife, and to all those in Greg's family our deepest sympathy.

*Graham Morphett,  
Editor  
Australian RAINBOW*

**We at THE RAINBOW also wish to extend our sympathies to Greg's family, and to express to all our appreciation for the work he did so well for the magazine and for our Australian readers.**

**— The Editors**

## KUDOS

*Editor:*

I am writing this letter to you because I want to praise this great source of information.

This is where I really started with the CoCo and I think many others have, too!  
 Congratulations on your work!

*Tom Mills  
 Chicago, IL*

**ROY'S SCHOOLMATE**

*Editor:*

As you know, THE RAINBOW is the best CoCo magazine available today. I look forward to my new issue every month which I read over several times. I was reading my new issue when I came across a name, Roy G. Biv. I was fortunate enough to meet Roy last year in my chemistry class. Roy is a nice guy once you get to know him, and I hope that Roy will do a feature article in one of your upcoming issues.

*Paul Osburn  
 Stockton, CA*

*Editor:*

The best CoCo magazine just got super, fantastic, complete and (even more) wonderful!

Thank you for the addition of PASCAL.  
*Robert Dooman  
 Glenview, IL*

**BOUQUETS & BRICKBATS**

*Editor:*

I would like to commend two of your advertisers for excellent service. I recently purchased the *Flip-it* disk doubler from

Reitz Computer Center. Unfortunately, this method would not work with my system.

When I ordered 20 diskettes from Software Support, three turned out to be hard-sectored instead of soft.

Both companies processed the original orders very quickly. What amazed me was how quickly and fairly both companies handled the problems. I would highly recommend both companies for any future purchases.

*Arthur L. Lewis  
 St. Louis, MO*

*Editor:*

I would like to commend one of your advertisers, Double Density Software, for their excellent service and top quality products.

Like many other novices in the field of data communications, I relied on the reviews and ads in THE RAINBOW to guide my search for a terminal communications program. My search ended with my first call to Double Density's Larry Perry.

Thanks to his technical advice and support, both before and after my purchase (and to the smooth operation and professional features of Double Density's *Color Term +Plus+ Program*), I've been able to: access IBM mainframes, information utilities, electronic mail systems, and bulletin boards, all without a single hitch. A friend of mine, who owns an Apple, has yet to find a terminal software supplier who can offer anywhere near the same level of support, even for packages costing several times as much.

I heartily recommend this fine company to all RAINBOW readers.

*Richard Woytowich  
 Staten Island, NY*

*Editor:*

I purchased software from one of your advertisers in your February Issue. Arizona Software of Mesa, Ariz. advertised *Elite\*-File* software at a price of \$50.95 plus shipping on Page 49. The ad also claimed the prices were "good through Feb. 15, 1984." My order was placed on Feb. 13. Upon receipt of the software, purchased against a Visa card, the charges were \$64.95. The same offer was again made in the March issue with identical prices guaranteed until March 15.

I have attempted to correspond without response from the Arizona Discount Software Company, and at last resort, reporting the situation to you.

I have the highest respect for your publication. I purchase a great deal of material through ads in your magazine and have never had a similar problem.

*David G. Kaiser  
 Virginia Beach, VA*

*Editor:*

I have been involved with the Color Computer since its infancy. Over the years I have seen the base of software grow from nothing to its present excellent level of diversity and quality. THE RAINBOW, I feel, has played an instrumental role in this growth and should be thanked by all CoCo users.



**The Best Selling Program for Young Children  
 Now Available for: TRS-80 Color Computer-  
 16K disk or cassette and TRS-80 Models  
 I/III-32K disk or 16K cassette**

**Nine fun educational games for children ages 2½ to 6**

Phone Orders: 800-328-1223  
 Minnesota: 612-926-7888

**counterpoint software, inc.**  
 4005 West Sixty-Fifth Street  
 Minneapolis, Minnesota 55435

Educators Endorse: "Early Games can help children learn new concepts, information and skills, and also introduces them to the joys and benefits of home computers."

Peter Clark, Faculty  
 Institute of Child Development  
 University of Minnesota

No adult supervision required. The Picture Menu gives children control. They can:

- Match Numbers
- Count Colorful Blocks
- Add Stacks of Blocks
- Subtract Stacks of Blocks
- Draw and Save Colorful Pictures
- Match Letters
- Learn the Alphabet
- Spell their Names
- Compare Shapes

**All  
 nine games  
 for \$29.95**

**Yes!**

*Please rush me Early Games for Young Children*

Circle one:  
 Model I Disk      Color Computer Disk      Model I/III Cassette  
 Model III Disk      Color Computer Cassette

Name \_\_\_\_\_

Address \_\_\_\_\_

City \_\_\_\_\_ State \_\_\_\_\_ Zip \_\_\_\_\_

My check for \$29.95 is enclosed (Minnesota residents add 6% sales tax).

Charge to VISA       Charge to Mastercard

Acct. No. \_\_\_\_\_ Expiration Date \_\_\_\_\_



# Color Power II<sup>TM</sup>

## Expands Your CoCo to CP/M<sup>®</sup> 2.2

```
01          * * * COLOR POWER II FEATURES * * *
02
03
04 INCLUDES CP/M 2.2 WHICH ALLOWS YOU TO RUN THOUSANDS OF CP/M PROGRAMS
05
06 GENERATES HIGH QUALITY 80 COLUMN BY 24 LINE DISPLAY AS IN THIS REAL PHOTO
07 WITH UPPER and lower case characters on your composite video monitor,
08 INSTRUCTIONS INCLUDED ON USING MOTOROLA 6845 DIRECTLY FROM YOUR CoCo
09
10 INCLUDES SEPARATE POWER SUPPLY (HELPS KEEP YOUR CoCo COOL)
11
12 INCLUDES POWERFUL FOUR MHz Z-80A MICROPROCESSOR
13
14 SUPPORTS DOUBLE-DENSITY DISK FORMATS FOR MAXIMUM STORAGE CAPACITY
15
16 ABSOLUTELY NO 64K CoCo OR CoCo II HARDWARE MODIFICATIONS NEEDED
17
18 OPTIONAL Ultra Term + by Double Density Software: ALLOWS
19 YOUR CoCo TO OPERATE AS AN 80 COLUMN BY 24 LINE COMMUNICATIONS TERMINAL
20
21 POPULAR CP/M SOFTWARE AVAILABLE
22
00000000011111111122222222223333333334444444445555555556666666667777777778
1234567890123456789012345678901234567890123456789012345678901234567890
```

Plug Color Power II into the expansion port of your 64K CoCo or CoCo 2, plug your disk controller into Color Power II, and insert our disk into your drive. You are now ready to run thousands of CP/M programs such as WordStar<sup>®</sup>, MailMerge<sup>®</sup>, SpellStar<sup>®</sup>, and StarIndex<sup>TM</sup> and to run Ultra Term + to create an 80 column by 24 line terminal.

Your CoCo is now a CP/M compatible computer that includes CP/M 2.2 and generates an 80 column by 24 line display on your 80 column monitor with upper and lower case characters.

### Introductory Prices:

Color Power II (includes CP/M 2.2) .....	\$329.00
Add Ultra Term + .....	\$ 55.00
Color Power II plus WordStar <sup>®</sup> & MailMerge <sup>®</sup> .....	\$498.00
Add SpellStar <sup>®</sup> and StarIndex <sup>TM</sup> for only .....	\$ 79.00

Call or send check, money order, Visa or MasterCard number with expiration date to the address below. N.J. residents add 6% sales tax.



## Color Power Unlimited, Inc.

1260 Springfield Ave., P.O. Box 606-F, New Providence, N.J. 07974 (201) 665-9646

I think we have entered a new generation of CoCo software. Cognitec's *Telewriter-64* is an example of the excellent applications software available. And the latest games from Tom Mix, such as *Ms. Maze*, are finally bringing arcade action to the CoCo and demonstrate the machines graphics and sound capabilities to their maximum.

I think these and other RAINBOW advertisers deserve a pat on the back for contributing to the success of our favorite computer.

*Brett Johnson  
Columbus, OH*

## NEUTRAL WATERS

*Editor:*

I would like to comment on Mr. Nickols' article, *Adventure Contest Update* on Page 189 of the July 1984 RAINBOW.

Unlike what Mr. Nickols says, the shores of Finland are definitely not Soviet patrolled, nor is the rest of Finland. It would be nice if Mr. Nickols did not make comments about things of which he obviously is misinformed.

*Timo Talasmaa  
Helsinki, Finland*

**Editor's Note: We certainly apologize for upsetting any national sensibilities. The term was used loosely and**

**descriptively — no political meaning was intended.**

## BULLETIN BOARD SYSTEMS

*Editor:*

We are pleased to announce our BBS, Colorama of North West Jersey is now online.

We will be up seven days a week, 24 hours a day. We are running a Colorama BBS system which features a news section, an upload and large download section. A want-ad section, a shop at home service, E-Mail and much, much more. Our mailing address is: Colorama, 252 RT 46, P.O. Box 337, 07880.

*Robert Johnson, Sysop  
Vienna, NJ*

*Editor:*

We would like to announce the Dakota Database. The Color-80, number 29 BBS is available 24 hours a day at (701) 281-0233.

We have programs for the CoCo and Model 100 for download, and the board is open to all computer users. There is also an electronic mail section, a mini database, and electronic shopping.

*John Steiner  
Riverside, ND*

*Editor:*

We have the first OS-9 Bulletin Board System in the Greenville area. The phone number is (803) 288-0613. The hours of operation are 10 p.m.-7 a.m. Mon.-Sun. The BBS name is DLOAD OS-9.

We have upload/download, E-Mail, merchandise, and we support the OS-9 User's Group. Both Radio Shack BASIC and BASIC09 programs for download are available. It's sponsored by the Soft Shop, P.O. Box 878, Mauldin, S.C. 29662.

We are trying to organize a Color Computer Club for Wednesday nights for the Mauldin area. Interested people should leave a message on the BBS or call the "Shop."

*Brian Tate, Sysop  
Greenville, SC*

*Editor:*

I would like to extend my sincere thanks to all the RAINBOW staff. I've been a subscriber since May 1982, and, let me tell you, we've come a long way together. Keep up the outstanding good work!

I'm writing to let you and your many subscribers know of another CoCo BBS. It is Colorama of Port Jefferson Station. The hours of operation are 6 p.m.-6 a.m., seven days a week, and the number is (516) 331-3718.

I can't wait to see what the years ahead will bring from your fine publication!

*John Adkins, Sysop  
Port Jefferson Station, NY*

# TRS-80 COMPUTER DISCOUNTS

## COLOR COMPUTERS

26-3026 16k color II	139.95
26-3027 16k ext color II	165.00
26-3127 64k color comp	210.00
26-3029 1st disk drive	299.95
26-3023 2nd disk drive	229.95

## PRINTERS

26-1271 DMP-110	299.95
26-1254 DMP-200	510.00
26-1255 DMP-120	395.00
26-1257 DWP-210	620.00

## MODEL 4 and 100's

26-1067 mod 4 16k	699.95
26-1068 mod 4 64k 1 dr.	1000.00
26-1069 mod 4 64k 2dr.	1289.95
26-1080 mod 4 p	1239.95
26-3801 mod 100 8k	525.00
26-3802 mod 100 24k	659.95

**We Carry the Complete Line of TRS-80  
Computer Products at Discount Prices  
CALL FOR A FREE PRICE LIST 800-257-5556  
IN N.J. CALL 609-769-0551**

## WOODSTOWN ELECTRONICS

Rt. 40 E. WOODSTOWN, N.J. 08098



# Don't Take Chances!

## Instead use the revised **DATABASE/MAILER 64** & **LETTER WRITER 64**

REVISION C

for FAST, EASY single page letters  
or 1000's of form letters & labels  
with our new

# 30 DAY MONEY-BACK GUARANTEE!\*



ACCOUNTS • INSURANCE • PROPOSALS • BULK MAIL • DENTAL RECALL • CHRISTMAS LISTS • CHURCHES • CLUBS • REALTORS • SALES

- Active menu guide you to valid operations.
- Won't "hang up" your system.
- 32K system allow 68 to 440 records per file.
- 64K system allows 81 to 810 records per file.
- Up to 10 fields, 270 characters/record.
- All user definable with default values - easy.
- Sort any field alpha/numeric, full or partial.
- Adjusts for empty address lines - no gaps.
- Up to 9 line labels with up to 500 copies each.
- Master two column printout with field names.
- Master printout includes date, paging & filename.
- Selective printing by any field or field range.
- Accepts alpha or numeric zip codes up to 10 digits.
- Partial or whole item search by any chosen field.
- Single screen 10 record display by any field.
- Single key entry for hard copy of screen data.
- Fast single page letter writing with wordwrap.
- Embedded commands center, tab and line skip.
- Full screen edit allows delete, insert & change.
- Headings are tabbed, spaced automatically.
- No "Database Adventure" - over 50 page manual.
- Manual includes program operation flowcharts.
- Not needed, but included is user modification section.
- Access up to 4 drives in disk version.
- Create new files from all or part of old file.
- Auto select "special" records for saving to new file.
- Change lengths, add or delete fields of existing files.
- Auto copy identical data to all records in file.
- Combine unfilled files to create new file from old.
- Full memory sense adjusts to your system.
- Disk to tape data file transfer.
- Tape to disk data file transfer.
- Archive files to tape for security.
- 1 key VERIFY ON/OFF for secure copying.
- Interim save allows multiple file copies.
- User friendly error checking.
- Prints sorted disk directory to printer.
- Directory printout fits on disk jacket.
- Copy files/programs between disks.
- 2 key kill of old files/programs on disk.
- Complete file maintenance made easy.
- Fully menu driven for fast, easy response.

**DARE TO COMPARE: ✓ GUARANTEE ✓ FEATURES ✓ PRICE**

**The most complete package available**

**for only...\$99.<sup>95</sup> plus shipping & handling.**

**Tired of waiting? we ship 1st Class Mail within 48 hours.**

When ordering please provide:

NAME  
ADDRESS  
CITY/STATE  
ZIP CODE  
PHONE  
TAPE or DISK  
CREDIT CARD NO.  
EXP. DATE  
Master Card holders —  
include interbank no.

**Call our 24 hour orderline**

**619-695-1385**

or 619-566-6013, 9 — 5 p.m. PST weekdays  
or send check or money order to:


# EVS ENGINEERING

9528 Suite 35, Miramar Road  
San Diego, CA 92126

Please include the following:  
\$3 postage and handling  
U.S. funds only  
CA residents add 6% tax  
COD orders add \$4  
Amdek disk add \$4

Dealer inquiries invited  
Personal checks - OK  
we won't make you wait.

\*from date of invoice excluding  
non-refundable postage/handling/  
COD charges.



"Serving the Defense and Space Industry since 1979"



**W**as RAINBOWfest-Chicago a success? It certainly was! For the first time, it seemed we had enough space — yet we had more exhibitors than ever before, almost 60 of them. As for attendance, there were a little over 10,500 there — a really big, fun and exciting show.

In fact, the Chicago show had a few more in attendance than did New Brunswick — so it is up to you Easterners now to better the Midwest attendance record. You can do it in Princeton, N.J., Sept. 28 through 30 at the Hyatt-Regency Hotel.

RAINBOWfests seem to be getting bigger and better all the time. So, plan to join us this second “season.” Details and an order form for tickets are inside this month’s issue.

Welcome to our Education Issue! As readers from a year ago may remember, last year’s education issue was one of the most exciting that we have ever had — and, it also contained news of the CoCo 2. I thought Fred Crawford did a wonderful job of combining education and the Color Computer 2 (and 64K CoCo) news with his September 1983 cover — of a “blackboard breakthrough.”

This September, we have no news comparable to last year’s CoCo 2 announcement, but we do have something new. In telling you about it, I would like to set the stage just a bit.

Those of you who follow the words in this space from time to time may be aware that I hold the notion of Reader Service in something less than high regard. The reason is a simple one — I do not see reader service as *reader* service, but as a service to an advertiser and, additionally, as a selling tool for those who hawk advertising space. At the same time, I do not think that Reader Service is of much benefit to the advertiser, either.

In short, as I have said before, Reader Service is really “Magazine Service.” It helps the magazine by making the reader think he or she is getting something extra and it also helps the magazine sell advertising space.

In truth, it does not help the reader. For one thing, the reader’s expectation is that he or she will get a lot of additional information simply by circling a number on a card or calling a toll-free telephone answering service. Usually, the reader won’t get too much additional information — sometimes less information than is in an advertisement — and he or she will have to wait a couple of months for what does finally arrive.

I remember the first time I filled out a Reader Service card. It was from *Byte* and it took about six weeks to get the first response. I’d almost forgotten what I asked about when the responses started to arrive. And some of them never came (more on this later).

From the advertiser’s point of view, it usually takes a long time to get Reader Service responses from a company and, often, the reader asks for so many different things that the firm wonders whether the reader is really interested or just wants to get some mail. In the trade, these folks are called “lonely hearts” — all they want is a full mailbox.

And, for that reason, some companies do not respond to Reader Service at all. The reason is that it costs money to mail a response — and the response rate to mailings from Reader Service is astonishingly low.

Those are the reasons that we have never been fond of Reader Service. But, I will admit that, properly handled, Reader Service *can* be a service to the reader. We’ve come up with a plan which we intend to implement in the next month or so.

We intend to begin inserting a Reader Service form in THE RAINBOW. But this one will be a little different. First of all, it won’t be a postage-paid card, but a form on a regular page. Second, we will ask that you send \$1 with the form. The reason for this is not to make some money for us, but to determine that the respondent is really interested in hearing about products. Third, we will limit the number of inquiries per form to 15. This means that we will return any forms which have more than 15 responses (we’ll send back the \$1, too).

On the other side of the coin, we have found a firm which will handle these requests for us on a weekly basis — which means the advertiser will get the labels in quick order. And, we will *require* anyone participating in our Reader Service program to promise to respond to all queries they receive on a timely basis.

The way I look at this, we’re “charging” the reader \$1.20 (\$1 for the service and 20 cents for the stamp) to get information on as many as 15 products. While that isn’t a lot of money, it *is* something other than just filling out a card and dropping it in the

# Telewriter-64™

## the Color Computer Word Processor

- 3 display formats: 51/64/85 columns × 24 lines
- True lower case characters
- User-friendly full-screen editor
- Right justification
- Easy hyphenation
- Drives any printer
- Embedded format and control codes
- Runs in 16K, 32K, or 64K
- Menu-driven disk and cassette I/O
- No hardware modifications required

### THE ORIGINAL

Simply stated, Telewriter is the most powerful word processor you can buy for the TRS-80 Color Computer. The original Telewriter has received rave reviews in every major Color Computer and TRS-80 magazine, as well as enthusiastic praise from thousands of satisfied owners. And rightly so.

The standard Color Computer display of 32 characters by 16 lines without lower case is simply inadequate for serious word processing. The checkerboard letters and tiny lines give you no feel for how your writing looks or reads. Telewriter gives the Color Computer a 51 column by 24 line screen display with *true lower case characters*. So a Telewriter screen looks like a printed page, with a good chunk of text on screen at one time. In fact, more on screen text than you'd get with Apple II, Atari, TI, Vic or TRS-80 Model III.

On top of that, the sophisticated Telewriter full-screen editor is so simple to use, it makes writing fun. With single-letter mnemonic commands, and menu-driven I/O and formatting, Telewriter surpasses all others for user friendliness and pure power.

Telewriter's chain printing feature means that the size of your text is never limited by the amount of memory you have, and Telewriter's advanced cassette handler gives you a powerful word processor without the major additional cost of a disk.

*...one of the best programs for the Color Computer I have seen...*

— Color Computer News, Jan. 1982

### TELEWRITER-64

But now we've added more power to Telewriter. Not just bells and whistles, but major features that give you total control over your writing. We call this new supercharged version Telewriter-64. For two reasons.

### 64K COMPATIBLE

Telewriter-64 runs fully in any Color Computer — 16K, 32K, or 64K, with or without Extended Basic, with disk or cassette or both. It automatically configures itself to take optimum advantage of all available memory. That means that when you upgrade your memory, the Telewriter-64 text buffer grows accordingly. In a 64K cassette based system, for example, you get about 40K of memory to store text. So you don't need disk or FLEX to put all your 64K to work immediately.

### 64 COLUMNS (AND 85!)

Besides the original 51 column screen, Telewriter-64 now gives you 2 additional high-density displays: 64 × 24 and 85 × 24! Both high density modes provide all the standard Telewriter editing capabilities, and you can switch instantly to any of the 3 formats with a single control key command. The 51 × 24 display is clear and crisp on the screen. The two high density modes are more crowded and less easily readable, but they are perfect for showing you the exact layout of your printed page, *all on the screen at one time*. Compare this with cumbersome "windows" that show you only fragments at a time and don't even allow editing.

### RIGHT JUSTIFICATION & HYPHENATION

One outstanding advantage of the full-width screen display is that you can now set the screen width to match the width of your printed page, so that "what you see is what you get." This makes exact alignment of columns possible and it makes hyphenation simple.

Since short lines are the reason for the large spaces often found in standard right justified text, and since hyphenation is the most effective way to eliminate short lines, Telewriter-64 can now promise you some of the best looking right justification you can get on the Color Computer.

### FEATURES & SPECIFICATIONS:

**Printing and formatting:** Drives any printer (LPVII/VIII, DMP-100/200, Epson, Okidata, Centronics, NEC, C. Itoh, Smith-Corona, Terminet, etc).

Embedded control codes give full dynamic access to intelligent printer features like: underlining, subscript, superscript, variable font and type size, dot-graphics, etc.

Dynamic (embedded) format controls for: top, bottom, and left margins; line length, lines per page, line spacing, new page, change page numbering, conditional new page, enable/disable justification.

Menu-driven control of these parameters, as well as: pause at page bottom, page numbering, baud rate (so you can run your printer at top speed), and Epson font. "Typewriter" feature sends typed lines directly to your printer, and Direct mode sends control codes right from the keyboard. Special Epson driver simplifies use with MX-80.

Supports single and multi-line headers and automatic centering. Print or save all or any section of the text buffer. Chain print any number of files from cassette or disk.

**File and I/O Features:** ASCII format files — create and edit BASIC, Assembly, Pascal, and C programs, Smart Terminal files (for uploading or downloading), even text files from other word processors. Compatible with spelling checkers (like Spell 'n Fix).

Cassette verify command for sure saves. Cassette auto-retry means you type a load command only once no matter where you are in the tape.

Read in, save, partial save, and append files with disk and/or cassette. For disk: print directory with free space to screen or printer, kill and rename files, set default drive. Easily customized to the number of drives in the system.

**Editing features:** Fast, full-screen editor with wordwrap, block copy, block move, block delete, line delete, global search and replace (or delete), wild card search, fast auto-repeat cursor, fast scrolling, cursor up, down, right, left, begin line, end line, top of text, bottom of text; page forward, page backward, align text, tabs, choice of buff or green background, complete error protection, line counter, word counter, space left, current file name, default drive in effect, set line length on screen.

Insert or delete text anywhere on the screen without changing "modes." This fast "free-form" editor provides maximum ease of use. Everything you do appears immediately on the screen in front of you. Commands require only a single key or a single key plus CLEAR.

*...truly a state of the art word processor...  
outstanding in every respect.*

— The RAINBOW, Jan. 1982

### PROFESSIONAL WORD PROCESSING

You can no longer afford to be without the power and efficiency word processing brings to everything you write. The TRS-80 Color Computer is the lowest priced micro with the capability for serious word processing. And only Telewriter-64 fully unleashes that capability.

Telewriter-64 costs \$49.95 on cassette, \$59.95 on disk, and comes complete with over 70 pages of well-written documentation. (The step-by-step tutorial will have your writing with Telewriter-64 in a matter of minutes.) To order, send check or money order to:

Cognitec  
704 Nob Street  
Del Mar, CA 92014

Or check your local software store. If you have questions, or would like to order by Visa or Mastercard, call us at (619) 755-1258 (weekdays, 8AM-4PM PST). Dealer inquiries invited.

(Add \$2 for shipping. Californians add 6% state tax. Allow 2 weeks for personal checks. Send self-addressed stamped envelope for Telewriter reviews from CCN, RAINBOW, 80-Micro, 80-U.S. Telewriter owners: send SASE or call for information on upgrading to Telewriter-64. Telewriter-compatible spelling checker (Spell 'n Fix) and Smart Terminal program (Colorcom/E) also available. Call or write for more information.)

Apple II is a trademark of Apple Computer, Inc.; Atari is a trademark of Atari, Inc.; TRS-80 is a trademark of Tandy Corp; MX-80 is a trademark of Epson America, Inc.



# MASTER DESIGN

(C) 1984 By Derringer Software, Inc.

## DOES MORE THAN JUST DRAW PICTURES

### IT'S A TEXT DESIGNER

Master Design has the ability to generate lettering in the graphics mode from sizes 2 to 32 and in a wide range of styles. Size 2 offers a 42 x 22 line format while size 32 creates letters that take up over half the screen. Lettering can be skinny, bold, textured, tall, drop shadow, raised shadow and in different thickness. There's nine different settings for thickness and nine different settings for creating open lettering.

### IT'S A GRAPHICS EDITOR

Take full advantage of hi-res commands including GET, PUT, CIRCLE, PCOPY, PMODE, LINE, BOX, BOX FILL, PAINT and other special features available only with Master Design. Master Design utilizes a "two cursor" concept to allow quick formatting of boxes, lines and special patterns such as dot patterns for shading and diagonal, vertical or horizontal lines for creative backgrounds. You can create designs and use the TEXT designer to label areas or place titles. You can also create mirror images of the display.

### COMES WITH A SCREEN PRINT ROUTINE


Master Design comes with a 7 bit and 8 bit version of a hi-res screen print routine so no matter what your printer is, we have it covered. Works in any pmode and can print normal or reversed images.

### DISK and CASSETTE I/O

Save and load your creations to and from disk or cassette. You can even load hi-res displays created by other programs to make changes.

### INTERFACES WITH TELEWRITER-64

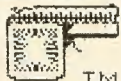
Wouldn't it be nice if you could design your own letter head in hi-res graphics and then print it out while using Telewriter-64? Master Design offers just that capability! The Letter Head Utility will let you convert any hi-res display so that it can be accessed while using Telewriter-64! The BASIC program modules are provided with step by step instructions. These BASIC modules can also be used in your own BASIC programs for printing displays without having to use the graphic pages. You can have upto 88 pages of graphics linked together for printing!




THIS IS A  
SMALL EXAMPLE  
OF WHAT YOU  
GET FOR JUST:



**DERRINGER  
SOFTWARE  
INC.**



Send Check or Money Order to:  
Derringer Software, Inc.,  
P. O. Box 5300

Florence, S. C. 29502-2300 see us at  PRINCETON

Visa/MC customers can call: (803) 665-5676 — 9:00 - 5:00 edt

Requires 32K with at least one disk drive  
(Include \$2.00 for shipping and handling)

Telewriter-64 (C) 1983 by Cognitex

mail box. For that, we are going to do our best to ensure that you get good information on a *timely* basis.

If you are ready to order a product, I hope that you will forego Reader Service in favor of the telephone or mailing an order direct to a company. If, on the other hand, you want general information on several products, Reader Service may be a good way for you to go.

We hope that the plan will work fairly for all concerned. I think it has a good chance and that we can provide a Reader Service program that is a real *service* to readers.

Based on what I hear at RAINBOWfests and through the mail, many of you have followed our little enterprise here from the beginning — or something close to it. For those who have come along somewhere along the line, you may be interested to know that THE RAINBOW started in part of a spare bedroom in my house, moved into the kitchen and dining room as well, progressed into the basement (which was remodeled as an office); went "movin' on out" to 1200 square feet in a local shopping center and then took on additional space in the shopping center so that it now totals 4800 square feet and completely surrounds the Prospect Post Office.

In fact, one of the biggest problems associated with THE RAINBOW'S growth has been acquiring enough space in which to work. When we moved into our second location, we thought it would surely be big enough for several years. Wrong again, Lonnie!

Within the next four to six weeks, we will break ground for an edifice to be known as the "Falsoft Building." We expect to have some 15,000 square feet available when we move in sometime near the first of 1985. We're really proud of the Falsoft Building and, because of that, will probably bore you with pictures and drawings as it moves along. And, as "dedication day" gets closer, we'll let you know about it: We'd be delighted to show the place off as soon as it is finished.

Another thing we are up to is a new magazine, called *SOFT SECTOR* for the Sanyo MBC-550 series computers. It made its debut last month and, already, seems to be going very well. If you have a friend with a Sanyo, we'd appreciate your pointing him or her in our direction.

I suppose it is only appropriate that we announce here that we will soon be adding two more books to the list of those we publish. One is the *Rainbow Book of Simulations*, which will contain a host of Simulation-type programs — the winners of our Simulation contest. It will also be available on tape for those who wish to avoid typing the programs in by hand.

Our third book will be *The OS-9 Tour Guide* by contributing editor Dale Puckett and Peter Dibble. Dale, as you know, has already written a book on *BASIC09* and this new offering will tackle OS-9 itself. We intend *The OS-9 Tour Guide* to be a tutorial-style book that will teach OS-9 in much the same way that *Getting Started With Color BASIC* teaches BASIC for the CoCo.

Both books should be available before Christmas.

— Lonnie Falk



# SUPER PRO KEYBOARD\*



**Great New Price!**  
**Just \$64.95**

More Super Pro keyboards have been sold than any other brand for good reason...It is the best looking, best feeling keyboard available anywhere! The best buy for your money. Read what the reviewers have said:

**Color Computer News, June '83**

Mark Data Products is well known to us "longtimers"... Every bit as finished as if Tandy had done it...The Mark Data Super-Pro is your best buy...The one that is in my CoCo to stay...

**Color Computer Magazine, June '83**

The installation procedure is well detailed and quite simple...Has a professional feel, reacts well to the touch... has held up to some purposeful pounding...

**Hot CoCo, August '83**


Like putting leather upholstery in your Volkswagen...Very impressed with the appearance and performance...Could easily pass as original equipment...Installation is very simple...

**Rainbow, April '83**

A fine piece of hardware from Mark Data Products...It is super and it is professional too...If you are searching for a replacement keyboard, it is an excellent buy...

- Original layout—no unsupported keys.
- No special software required.
- Fast, simple installation—no soldering.
- Individually boxed with full instructions.
- Professional, low profile, finished appearance.
- U.S. made—highest quality, go
- Smooth, responsive "Touch Typist" feel.
- Fits all 'D', 'E', and 'F' board models.

\*Computers produced after approximately October 1982 require an additional plug adapter. Please add \$4.95.



**Mark Data Products**


24001 ALICIA PKWY., NO. 207 • MISSION VIEJO, CA 92691 • (714) 768-1551

All Orders: Please add \$2.00 shipping and handling in the continental U.S. All others, add air shipping and \$3.00 handling. California residents add 6% sales tax. Foreign orders please remit U.S. funds. Software authors—contact us for exciting program marketing details.

# REAL TIME CLOCK

## RTC-10

Full featured, yet very easy to use. RTC-10 is a quartz-based, Time/Date clock contained in a compact ROM case. RTC-10 makes it simple to access the time and date with just a few Basic PEEKS. A 2-year + replaceable battery (included) keeps time accurate when the computer is off and even when the cartridge is unplugged.



**ONLY \$89.00**

Compatible with any 16K or greater, Extended or non-extended Color Computer. RTC-10 may be used with or without a Radio Shack or any other Multi-Slot unit. To use it with a disk, without a Multi-Slot, order the Y-cable below.

Completely assembled, tested and ready to plug-in and use, with programs included for clock setting and for continuously displaying the Time/Date in the upper right corner of the video screen. ONLY..... \$89.00

## COCO CABLES

Top quality cable and connectors with all gold plated contacts.....

**Y-CABLE**- 40 conductor, 1 ft. long, 1 Male, 2 Females. Allows you to connect your disk controller pack and the RTC-10 Clock or most voice synthesizers, etc. ONLY..... \$29.95

**DISK PACK EXTENDER CABLE**- 40 Conductor, 2 ft. long, 1 Male, 1 Female. Lets you place your disk controller pack where you want it, out of your way. ONLY..... \$22.95

**CUSTOM FLAT CABLES**- Call-in or send us your requirement. We will quote a reasonable price for the cable you need.

Custom Computer Products  
6 Dogwood Court  
Goshen, NY 10924  
(914) 469-9780

**ccp**

ADD \$3.00 PER ORDER FOR SHIPPING & HANDLING FOR C.O.D.. INCLUDE AN ADDITIONAL \$3.00 NY RESIDENTS MUST INCLUDE SALES TAX.

## BUILDING SEPTEMBER'S RAINBOW

Let's Have A Contest . . .

Beginning Right Now . . .

And, The First Winner is . . .

Tim Skene of Montreal, Quebec, wrote us a long while back suggesting we hold what he dubbed "The First Great Rainbow One-Liner Contest." We liked the idea from the start and we've been meaning to launch it with fireworks and fanfare, but it keeps getting shoved onto the back burner. So, skip the hoopla; let's go ahead and do it!

The idea is that some of the most elegant BASIC code is contained in short routines. So, let's see what we can create in the way of a self-contained program with just one line number. After all, aren't the greatest inventions often deceptively simple in design — a pair of scissors, for instance, and other inventions from automotive camshafts to the famed Spectrum Remote Reset. Some great stuff should be possible in one line of BASIC. Musical routines would seem to be a natural.

Tim says we need rules. Personally, I think the world has too many rules already, and I certainly don't want to deprive the CoCo Community of the world's greatest routine simply because of some obscure rule. So, instead of hard and fast rules, let's establish some recommended guidelines — and, at the same time, recommend to the judges that entrants who ignore *too many* of the guidelines must not wish to win.

So, guidelines. The program must work in Extended BASIC and have only one line number and be entirely self-contained: no loading other programs, no calling ROM routines, no ML POKES. Please don't try to "sneak in" any machine language: It must work as if typed in and run from a cold start. Also, while you will need to remove unneeded spaces, do not pack lines so much that we cannot *LIST* or *LLIST* the *entire* line. Let's keep documentation to the famous 25 words or less — preferably none. A short title for the program might hint at what it is to do, but it should be, for the most part, self-explanatory.

Magazine people have too many deadlines already. Let's not have one. This may become a "standing contest." Format? Well, if you're serious about winning, I suggest the program be on cassette. A printout isn't needed, but wouldn't hurt either. Any explanation and title should be included in a very legible cover letter.

Prizes. Maybe an advertiser or two will read this and offer to donate some prizes. Otherwise, we'll come up with something you'll like. How many winners? Well, as I see it, we'll pick winners as they come in — and if your entry is judged a winner, we'll give you a prize and publish your program in the magazine. By the way, we will consider your act of entering the contest as consent to publish your immortal routine.

That's enough "official stuff." No, let's add that employees and associates of THE RAINBOW *can* enter, too. We won't even make this offer void in Nebraska. The more winners, the merrier. So, off we go . . . and, . . . announcing the first winner! It's Tim Skene, of Montreal, Quebec, whose program, *Spirales*, appears on Page 269 of this issue. Congratulations, Tim! Yours is the best (and only) entry we've received so far.

Speaking of contests, our Adventure judges are pressing onward — but there are *so many* entries. We know you're anxious to hear the results. We'll announce the winners as soon as we can — possibly in our October issue, but we likely will have to wait until November. By the way, our first *Rainbow Book of Simulations* is shaping up nicely and will be published in the early fall.

In keeping with the One-Liner concept, I'll close with my usual one: If you aren't already subscribing, just drop us a line, or call, and we'll deliver THE RAINBOW every month; that's our line.

— Jim Reed



# Your College Future Starts Today



TYPE Node = RECORD  
Next : \*Node;  
NodeName : String(15);

TYPE Month = (Jan, Feb, ...)

MthDys : ARRAY [Month] OF 28..31;

WITH ThisNode DO  
Next := Next.Next;

READ (A,B);  
WRITELN ('RESULT', 3.2E5\*SIN(A));

CASE ThisMonth OF ...

The Education Testing Service (ETS, famous for managing the SATs) have based the college computer science advanced placement (AP) test on Pascal.

## DEFT Pascal \$79.95

### DEFT Pascal Compiler DEFT Linker

complete Pascal language  
generates machine language object

combines multiple program objects  
into one binary program

## DEFT Bench \$49.95

### DEFT Debugger DEFT Edit

debug Pascal machine programs  
symbolically

Full screen editor

### DEFT Linker

(see DEFT Pascal)

### DEFT Macro/6809

supports entire 6809 instruction set  
lets you define your own instructions

### DEFT Lib

create and maintain program object  
libraries

## DEFT Pascal Workbench \$119.95

(DEFT Pascal And DEFT Bench Together)



For Product Questions Call  
1-301-253-1300

For Credit Card Orders Call Toll Free 24Hrs  
1-800-368-3238 Operator 8  
In Virginia

1-800-542-2224 Operator 8

DEFT Products are also available through these fine dealers:

THE PROGRAM STORE  
computer plus  
DELKER Electronics  
OWL-Ware

Follett Library Book Co.  
DATAMAN International  
Spectrum Projects  
CINSOFT

DEFT is a Trademark of DEFT Systems, Inc.  
TRS-80 is a Trademark of TANDY Corporation

All DEFT software and programs developed with DEFT software are BASIC ROM independent and use all of the memory in your Color Computer without OS-9. All you need is DEFT software and a TRS-80 Color Computer with Extended Disk BASIC, at least 32K of RAM and One Disk Drive. All orders are shipped UPS within 24 hours of receipt. Add 3% for shipping and handling; Maryland residents add 5% for State Sales Tax; add \$2.00 for COD. Software licensing arrangements are available for schools. Dealer inquiries welcome.

Quantity of Each: — DEFT Pascal — DEFT Bench  
— DEFT Pascal Workbench

Method of Payment (check one)  Check Enclosed  
 VISA  Master Card  COD

Account Number

Card Expiration Date  /

Signature \_\_\_\_\_

Name \_\_\_\_\_

Street \_\_\_\_\_

City \_\_\_\_\_ State   Zip

DEFT Systems, Inc.  
Suite 4, Damascus Centre  
Damascus, MD 20872



*A chip off the old block? Or, is dad getting the lesson?*



*Special show prices brought out bargain hunters, including these folks at the Skyline Marketing exhibit.*



*Our KISSable OS-9 columnist, Dale Puckett, autographed copies of his new book with the able assistance of Arlene Don.*



*The Rainbow's hardware specialist Tony DiStefano came from Laval Quest, Quebec, and helped out in the Micro R.G.S. booth.*

## RAINBOWfest Report

The weather was great and the crowd the biggest yet as our second "season" of RAINBOWfests began the same as last year's — with a weekend at the Hyatt Regency Woodfield (Chicago).

It was a time to meet other CoCo enthusiasts and to see the latest in hardware and software. Questions, questions, questions. And, lots of answers, too. Writers, programmers, hardware hackers and RAINBOW readers gathered for a "CoCo Field Day" of scheduled seminars, impromptu hallway confabs and one-on-one dialogue.

CoCo celebrities were out in force. Avid RAINBOW readers should recognize among those attending, this baker's dozen: Jorge Mir, Tony DiStefano, Frank Hogg, Dan Downard, Dale Puckett, Dick White, Michael Plog, Bob Rosen, John Fraysse, Tom Mix, Dennis Kitz, Marty Goodman and Paul Searby.

Same place, new time next year! Mark your calendar for May 17-19, 1985. In the meantime, there's our Princeton, N.J., RAINBOWfest, Sept. 28-30, 1984, and Irvine, Calif., (L.A. area), Feb. 15-17, 1985. Do join us. You'll find, just as we have, that it's a delight to match voices and faces with familiar names at RAINBOWfest.

—Jim Reed



*Tandy's director of market planning, Ed Juge (left), was breakfast keynoter. Joining him on the dais was Dick White, Rainbow contributing editor.*



*Airline pilot and CoCo author Dave Hooper and his daughter, Sharon, share a giggle while Rainbow games consultant Patrick Downard looks on.*



Information changed hands as Elite Software's John Waclo (left) provided some answers.



A study in youthful concentration at the Tom Mix booth.



It may say Tandy Home Education Systems, but it looks like the Sands of Egypt.



Dennis Derringer explains a feature of his Pro-Color-File.



John Nielsen, of Moreton Bay Laboratory, provides a family tutorial.



Among the wares drawing a steady crowd at the MichTron booth were back issues of RAINBOW ON TAPE.



The Radio Shack exhibit dominated the exhibit hall entranceway.

# Role Playing Games Are *Not* Computer Games

By George Firedrake and Art Canfil

**R**ole playing games are *not* computer games. A role playing game is an interaction between players, who operate characters, and a game master, who runs the world in which the adventures occur. Most of the play is verbal exchange. The players tell the game master what their characters want or intend to do. The game master then tells them if they can or may do it or, if not, why not and what might happen instead. Much time is spent consulting rule books. A game player may come equipped with a suitcase full of books to be consulted regularly during game play.

The game master creates the game world and stocks it with challenges, puzzles, traps, hazards, adversaries, and surprises. She or he runs the game world fairly and with imagination, making it interesting, challenging, and fun for the players. The game master has, and frequently consults, many rule books.

The players play their characters *as the characters are*. That's the idea: role playing. Get into the role. Play the character as if the character has a life of her, his, or its own. If your character is a barbarian warrior of average intelligence, act like a barbarian warrior of average intelligence. If your character is a rogue, play the part. If your character is a hobbit, be a hobbit. You might even be a wizard, an elf, a dwarf — play the role!

At its best, a role playing game is interactive storytelling in which everyone contributes to the telling, or improvisa-

tional theater, spontaneously created by the interplay of game master and game players. Players and game master control and play characters within the rules of the game system.

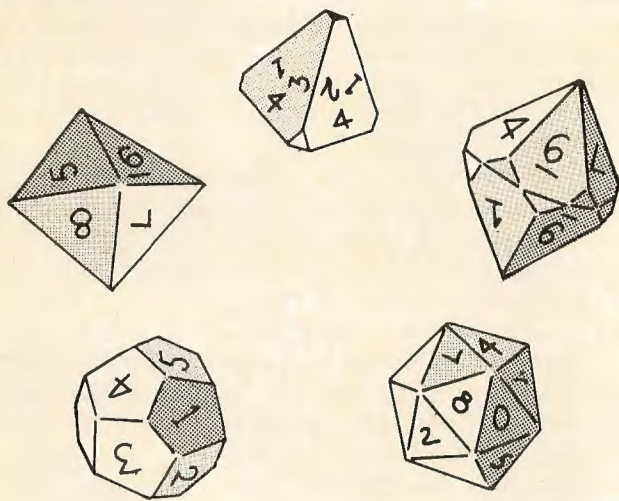


Most rule systems use dice to determine the outcome of events. A character has many skills. For each skill, a character has a success percentage that determines the probability of success or failure under normal conditions. The game master may increase or decrease this probability if conditions are unusual.

Dice might be used to find out whether something happened or didn't happen. Did a character successfully open a door, or find a hidden object, or hear a monster sneaking up behind her or him? Roll dice to find out.

*(George Firedrake, a.k.a. Bob Albrecht, is one of the most prolific authors in the microcomputer world today. A specialist in writing for beginners, he is author of numerous books including TRS-80 Color BASIC. Art Canfil enjoys designing games and writing. He is co-author of Taipan: A Game In Context.)*

Dice are used to determine success or failure in using weapons. If a weapon attack is successful, dice are used to determine how much damage is inflicted. If a character can use magic, dice are used to determine whether a spell is cast successfully and what its effects are. In playing a game, you will spend much time rolling dice and interpreting the results of a roll.



### The Game World

Role playing games are usually played by people sitting around a large table. To help players visualize the game world, the game master may use a *game board*. A game board might be simply a large sheet of paper on which the game master reveals portions of the game world as the characters, run by the players, make their successful explorations. As the game progresses, more and more of the game master's world becomes visible on the game board.

And what might that be?

A dungeon — a network or labyrinth of rooms, or caves, or whatever fiendish structure the game master contrives. Enter at your own risk — you might find monsters to flee or overcome, treasures to acquire (if you can defeat the monsters), problems to solve (solve problem, get treasure), or cleverly contrived traps to ensnare the unwary.

A map of a wilderness area in which an outdoor adventure occurs. Of course, many areas are marked as "unknown," "perilous," "No one has ever returned from here," or "Beware! Dragons be here."

A map of a village, town, or city. An adventure might begin in such a place or occur there. Adventurers need provisions, equipment, weapons, knowledge, training, and other things that can be obtained in the places where people cluster.

The floor plan of an inn or tavern, showing all things visible to a character who enters such a place. Where would your character like to sit in the tavern (perhaps away from those trolls over there)? Would your character like to stay at the inn tonight? If so, he or she can go upstairs — the game master draws (or shows a previously drawn) floor plan of the second story, except for that mysterious room in the northeast corner.



The game master knows everything about the game world. Your character can learn about the game world only by exploring, asking questions, taking risks, guessing correctly.

As you walk into the game room, you see several people sitting around a large table. They are obviously having a good time. Curious, you approach. On the table you see a map. You look more closely. Yes, there on the map are several tiny figures. Each figure represents a character run by one of the players. Other figures represent NPCs, non-player characters, controlled by the game master.

It seems that a fight (called a *melee*) is in progress. The adventurers, figures controlled by the players, have been attacked by a bunch of nasties (NPCs) controlled by the game master. The battle rages as you watch. Players reach out and move their figures, roll dice, yell instructions, mutter to themselves. The game master, likewise, manipulates the NPCs. Who will win? Stay, watch, and find out.

The game board is usually populated by lead, plastic, or paper figures that represent the characters controlled by the players and the game master. Hundreds of figures are possible: humans, hobbits, elves, dwarfs, orcs, trolls, intelligent ducks, dragons (or course!), and dozens of other mundane or fantastic creatures.

Players move figures on the game board as a chess player moves chess pieces on the chess board. Your character's position on the game board shows her or his relationship to other characters and what might be possible or impossible in the next few seconds of game time.

Game time is the time experienced by your character in the game world. How long (in game time) will it take for your character to reach the end of the hallway, about 30 feet away? How will other characters move while this is happening? Can your character fire an arrow at that nasty down the hall, or is the line of fire blocked by fellow adventurers?

A fantasy role playing game might last a few hours or a few years. Players might meet once to play one game of three or four hours duration. Players might meet once a week for years. Each week, play continues from where it left off the previous week.

Most players have several characters to play in games, just as an actor might play several roles on stage or screen, or an operatic performer might sing different roles at different times.

However, there is one essential difference. In fantasy role playing, each character has his, her, or its own life which changes according to what happens to the character during a game. Characters become older during game play. A charac-

ter can even die during a game, sometimes a sad experience for the real life person who is playing that character. Characters change during game play. So, for each character, a character sheet is maintained and updated after each game. As a character learns and grows, so does the character's record. Aha! An obvious application for our friendly CoCo.

### Computer-Based Adventure Games

Fantasy role playing games have a great influence on computer games, but computers have had little impact on fantasy role playing games. There are two kinds of computer Adventure games: one deterministic, the other probabilistic.

A deterministic Adventure game is the same each time you play it. Each game is a complex logical puzzle for the player to solve. If you succeed in decoding a game, you move on to another game, perhaps more difficult. A game may take a few hours to solve, or much longer.

A probabilistic game is probably different each time you play. Events are determined partially by choices made by the player and partially by random choices made by the computer. Outcomes are determined partially by the player's skill and partially by luck. You create a character who explores a dungeon or other computer-contrived universe. You make decisions for your character who enjoys, or suffers, the consequences of your decisions. Play and see what happens. Play again. Your character, or another character of your design, will probably experience a different sequence of events, even if you make the same decisions as before.

We have received several adventures from Owls Nest and Prickly-Pear. We'll playtest them and tell you about them.

We invite you to play along, especially if you haven't played before!

### GameMaster's Apprentice — The Books

Computer Adventure games are perhaps the most sophisticated of computer games. However, they fall far short of the richness and complexity of a role playing game conducted by a human GameMaster. It is puzzling that software designers and publishers have not developed software for home computers to assist role playing game players in managing fantasy worlds. Ten to 15 million people (our estimate) play role playing games. The number of players is increasing rapidly. This may be a software market as large as the market for computer Adventure games.

GameMaster's Apprentice software might include:

- GameMaster's Dice. Role playing games use several types of dice: four-sided, six-sided, eight-sided, 10-sided, 12-sided and 20-sided. A rich world of probability, important to kids.
- Simple worksheet programs to help optimize the design of characters or other artifacts used in role playing games. For example, starship design in the science fiction game *Traveler*.
- Storing, retrieving, and managing information otherwise found in rulebooks, scenario packs, and other literature of role playing games. For example: Character records, prices and specifications of weapons, wages and prices in the city of Myboro in Wundervale, descriptions of magic spells, hard to remember rules and anything else that must be looked up during game play.
- Programs to generate pronounceable random names for characters, according to a user selected consonant vowel structure.
- Programs to automate time-consuming game mechanics. For example, a conflict between two characters or a melee involving several characters.
- Names, addresses, and phone numbers of players, game masters, game publishers, game and hobby stores, and so on.

Fantasy game worlds can include everything known about real life, plus anything a player or game master can imagine.

We are writing books and software, first for the CoCo, then for other computers. Our progress will be chronicled on these pages. Although written for children, these books will not be too difficult for adults.

### Taipan: A Game In Context

If you have read *Tai-pan* by James Clavell, or *Dynasty* by Robert S. Elegant, you know something about the exotic "China Trade" of the 19th century.

European and American military power had opened trade doors to China and Japan. Immense fortunes could be made by daring, adventurous men without ethical principles to hinder them. The China Traders were such men. They called themselves tai-pan.

Tai is Chinese for great or big or even supreme. Pan means leader or boss. Thus, a tai-pan is a big boss or great leader or perhaps supreme leader. Even today, the term is used for the heads of trading firms from Hong Kong to Singapore (read Clavell's *Noble House*, the sequel to *Tai-pan*).

## HARDWARE PRODUCTS FOR THE TRS-80 COLOR COMPUTER®

### SERIAL SWITCHERS

These bi-directional switchers allow you to expand your serial port to two or three peripherals or to connect one peripheral to two or three computers. They are a compact 2 x 3 x 1/2 inches and are available with a mounted pilot light.

2 Ports .....\$25<sup>00</sup>  
3 Ports .....\$30<sup>00</sup>  
Add \*5<sup>00</sup> for Pilot Light

### ROMs

BASIC ROM 1.1 .....\$45<sup>00</sup>  
BASIC ROM 1.2 .....\$35<sup>00</sup>  
E.C.B. ROM 1.1 .....\$60<sup>00</sup>  
D.E.C.B. ROM 1.1 .....\$35<sup>00</sup>

### RAMs

4164—64K RAM .....\$6<sup>00</sup>  
Set of Eight .....\$50<sup>00</sup>  
4116—16K RAM .....\$1<sup>10</sup>  
Set of Eight .....\$8<sup>00</sup>

### I.C.s

6809E-1 MHz MPU .....\$25<sup>00</sup>  
68B09E-2 MHz MPU .....\$30<sup>00</sup>  
6821—1 MHz PIA .....\$8<sup>00</sup>  
68B21—2 MHz PIA .....\$10<sup>00</sup>  
6883—SAM .....\$25<sup>00</sup>  
6847—VDG .....\$20<sup>00</sup>  
1 MHz Set of Four .....\$65<sup>00</sup>  
2 MHz Set of Four .....\$70<sup>00</sup>  
6822—H.D. PIA .....\$15<sup>00</sup>

### 64K FOR \$75<sup>00</sup>

Price includes expert installation, a 64K RAM Button, 64K Software (Specify disk or cass.), a 64K User Sheet, Return Shipping, and a 90-DAY UNCONDITIONAL WARRANTY. Requires 1.1 or newer BASIC ROM. Send your operating 285 (F) Series Color Computer, TDP-100, or Color Computer 2 with a Cashier's Check or Money Order for fastest return. For D, or E Series boards, add \$20<sup>00</sup>. If necessary, add \$35<sup>00</sup> for new ROM.

### MISC

VT-8302 Pilot Light Kit .....\$7<sup>00</sup>  
VT-8401 Cooling Fan Kit .....\$25<sup>00</sup>  
6' T.V. Cable w/R.F.I. Filter .....\$15<sup>00</sup>  
40-Pin, Clip-on Heatsink .....\$1<sup>00</sup>  
16K, 32K, or 64K RAM Button .....\$3<sup>00</sup>  
16 to 24 Pin I.C. Extractor .....\$3<sup>00</sup>  
4, 5, or 6 Pin, M or F, Cable DIN .....\$1<sup>00</sup>  
4, 5, or 6 Pin, F, Chassis DIN .....\$2<sup>00</sup>

TERMS: Cashier's checks and money orders for immediate delivery • Personal checks allow 2 weeks • Orders \$100 to \$199 save 10% • \$200 and over save 15% • California residents add 6% • Orders under \$25 add \$2 shipping • C.O.D. add \$4

4418 E. Chapman Ave., Suite 284  
Orange, CA 92669  
(714) 639-4070

**VIDTRON**

**\*FREE\*  
CATALOG**

In the China Trade, the greater the risks, the greater the profits. The risks were more awesome than mere financial gain or loss — there was always a strong possibility of sudden unnatural death.

The China Trader had to contend with pirates, the triads (Chinese secret societies), and the vagaries of Mother Nature. But they dared to do so, and great fortunes were made and lost.

This is the context in which we will build a computer game. No Simulation game can take everything in a setting or environment into account. Think of the problems in creating a game in the China Trade context: the attitudes, behavior, economic and political power of thousands of people, the distribution of wharf rats throughout Asia, tides, weather conditions, what's happening elsewhere in the world, and so on.

Obviously, we can't put every factor into a single Simulation game. Instead, we design a game that, when you play it, it *feels as though* these factors are part of your experience. In a well-done game, you will get caught up in the mystique. You will find yourself playing the role.

*“Motivating the player is the key to any good game. You don't have to possess a degree in psychology to know some of the things which motivate people.”*

How? First, we can include a number of *common* events, such as bad weather, problems with pests, and pirate attacks, as fairly regular situations. Second, we can create a number of rare events, such as random robberies, confiscation of cargo by port authorities, dramatic rises or falls in prices of goods, etc., as representative of the vast number of things which could actually happen in the “real world.”

Using the built-in “random number generator” of your CoCo, we can make some events happen quite regularly, while some other situations may not occur more than once in a blue moon, if at all, during any particular game. And we can set the probability of any event anywhere within a broad spectrum of likelihood.

We also need to make the context of the game interactively “realistic.” In other words, the player should have a feeling that the “world” of the game reacts like the real world does. For example, the real world constantly seems to present “trade-offs” — situations where we have choices between two or more alternatives, each of which has advantages and disadvantages.

If you are on foot and need to cross a road against heavy traffic, you might have two choices: One choice might be to jaywalk across the road. The other option might be to go

down two blocks to a pedestrian overpass and cross there. With the first choice, you might cross the road much more quickly, thus saving some of your precious time — but you risk not only getting a citation from a police officer, but getting killed as well. With the second choice, you cross the road legally and safely — but use up more time.

Now, add another factor: urgency. Suppose you have just been bitten by a poisonous snake, and the nearest hospital was across the road. Would you jaywalk or take the overpass? Or what if you had all the time in the world that day. Which route then?

In a Contextual Computer Game, we can vary this factor of urgency. We can also vary the danger of the traffic, the pedestrian's ability to dodge cars, and even the safety of the overpass! Trade-offs — they're vital factors in Contextual Computer Games, and we'll use them in *Taipan*.

Motivating the player is the key to any good game. You don't have to possess a degree in psychology to know some of the things which motivate people. The desire for power, a lust for money, the drive for gaining respect, the pleasure of accomplishing something difficult — all these are common motivations. In *Taipan*, we are going to motivate the player with a combination of greed and pride:

Greed is vital, because only with this can the player fit into the role of a taipan. That's what the player will be, a taipan. You may wonder how real greed could be generated in a mere game — after all, there's no real money involved. If you're thinking this, then just try to remember the last time you played Monopoly. After playing for a few minutes,

## SOFTWARE PRODUCTS FOR THE TRS-80 COLOR COMPUTER®

### EDITTRON™ Full-Screen BASIC Program Editor SAVES YOU TIME!

Let EDITTRON cut your programming time in half! You will appreciate the absolute ease at which this Full-Screen Editor allows you to **INPUT**, **EDIT**, and **DEBUG** your BASIC programs. EDITTRON performs these functions:

#### CURSOR-CONTROL

- Directional Movement
- Screen Scrolling
- Home the Cursor
- Limit the Cursor
- Down Page
- Up Page
- Search a Line
- Call a Line
- Find a String
- Repeat Find

#### SCREEN-EDITING

- Change Characters
- Extend a Line
- Kill a Line
- Insert Characters
- Delete Characters
- Move a Line
- Split a Line
- Copy a Line
- Merge Two Lines
- Auto-Numbering

**Other features include:** Auto-Repeating keys, Key Tone, user-friendly Prompts and Error Messages, and 24 pages of comprehensive, easy-to-read Documentation.

EDITTRON is a 3K, fully position-independent Machine Language program that requires a minimum 16K of RAM, and Extended Color BASIC.

CASSETTE.....\$ 30    DISKETTE.....\$ 35



4418 E. Chapman Ave., Suite 284  
Orange, CA 92669  
(714) 639-4070

**VIDTRON**

T.M.

★ FREE ★  
CATALOG

didn't you get just a *little* greedy? If not, you're the exception, and maybe you didn't have much fun!

But there's a vital factor here that can't be overlooked by any game designer: in a game (and maybe in life?), wealth, power, or any other reward, doesn't taste so sweet unless there was a struggle to gain it. What would be the purpose of playing Solitaire with all the cards in the deck face up? There has to be uncertainty, conflict, and obstacles to overcome for any reward to actually feel like a reward.

So, in our game, we've got to make the player struggle to satisfy greed. That struggle, if successfully carried out, will result in pride of accomplishment.

### Difficulty

The degree of difficulty is perhaps the most troublesome factor of all. A game designer has to get it just right. Too hard to play, and everyone hates the game. Too easy, and people despise it for being trivial. And everyone has different standards! It looks as though any game, at best, would appeal only to a certain segment, doesn't it? Not necessarily; by using the principle of trade-offs properly, a single game can be a sort of "one-size-fits-all" proposition.

*Tai-pan* is a game anyone who can read and understand words and numbers, and can poke keys on a CoCo, has a good chance to win. It is also a game in which a Ph.D. with degrees in Asian studies, computer science, and accounting — will stand a chance of losing.

Copyright© 1984 by DragonQuest, P.O. Box 310, Menlo Park, CA 94026.

## About Your Subscription

Your copy of THE RAINBOW is sent second class mail and, for subscribers in the United States, the date of mailing is printed on the label. If you do not receive your copy by the 25th of any month, send us a card and we will mail another immediately via first class mail.

You must notify us of a new address when you move. Notification should reach us no later than the 15th of the month prior to the month in which you change your address. Sorry, we cannot be responsible for sending another copy when you fail to notify us.

Your mailing label also shows an "account number" and the subscription expiration date. Please indicate this account number when renewing or corresponding with us. It will help us help you better and faster.

For Canadian and other non-U.S. subscribers, there may be a mailing address shown that is different from our editorial office address. Do not send any correspondence to that mailing address. Send it to our editorial offices at P.O. Box 385, Prospect, KY 40059.

# PERRY COMPUTERS

## COLOR COMPUTERS

CALL TOLL FREE 1-800-248-3823

### COLOR COMPUTER, DISK DRIVE AND PRINTERS

	LIST PRICE	OUR PRICE
26-3027 16K Color Computer 2	\$ 199.00	\$ 169.00
26-3127 64K Color Computer 2	\$ 259.00	\$ 220.00
26-3029 Disk Drive 0	\$ 399.00	\$ 310.00
26-3023 Disk Drive 1, 2, 3	\$ 279.95	\$ 230.00
26-1271 DMP-110	\$ 399.00	\$ 310.00
26-1255 DMP-120	\$ 499.00	\$ 400.00
26-1254 DMP-200	\$ 699.00	\$ 520.00
26-1257 DWP-210	\$ 799.00	\$ 630.00

### COLOR COMPUTER SOFTWARE

	OUR PRICE
Telewriter 64 Tape	\$ 49.95
Telewriter 64 Disk	\$ 59.95
VIP Writer	\$ 59.95
VIP Speller	\$ 49.95
VIP Database	\$ 59.95
RADIO SHACK Software	15% Off
TOM MIX Software	CALL
SPECTRAL ASSOCIATES	CALL

### OTHER PRINTERS AND ACCESSORIES

	OUR PRICE
EPSON Printer	\$ CALL
OKIDATA Printer	\$ CALL
STAR GEMINI 10X Printer	\$ 300.00
TRANSTAR Daisy Wheel Printer	\$ 465.00
C.I.TOH 8510 Prowriter Printer	\$ 380.00
BOTEK Serial to Parallel Interface	\$ 59.00

### MONITORS

	OUR PRICE
COMREX 12" Monitor	\$ 95.00
COMREX 13" Color Monitor	\$ 285.00
AMDEK 300A Monitor	\$ 155.00
AMDEK Color I Plus	\$ 335.00
VIDEO PLUS Monitor Adaptor	\$ CALL
GORILLA Monitor	\$ 85.00

### COLOR ACCESSORIES

	LIST PRICE	OUR PRICE
26-2226 RS-232 Program Pak	\$ 79.95	\$ 68.00
26-3012 Deluxe Joystick (EACH)	\$ 39.00	\$ 34.00
26-3017 64K RAM Kit	\$ 69.95	\$ 59.00
26-3025 Color Mouse	\$ 49.95	\$ 42.50
26-1173 Modem II	\$ 199.95	\$ 169.00

	LIST PRICE	OUR PRICE
26-3008 Joysticks	\$ 24.95	\$ 21.00
26-3016 Keyboard Kit	\$ 39.95	\$ 34.00
26-3018 Ext. BASIC Kit	\$ 39.95	\$ 34.00
26-1175 Modem I	\$ 99.95	\$ 85.00
Hayes Modems	\$	CALL

All prices and offers may be changed or withdrawn without notice. Advertised prices are cash prices. (Installation and shipping are not included in price.)

C.O.D., Visa, MasterCharge, and American Express welcome. Please call (517) 625-4161 for free price list or information.

PERRY COMPUTERS • DEPT. NO. A1 • 137 NORTH MAIN STREET • PERRY, MI 48872



# The Old Fashioned Clock

By Joseph S. Paravati

**L**iving in a digital world can have some disadvantages. For instance, some children can have trouble telling time on a good old-fashioned round clock. This was the case with my young daughter, and so the *Clock* was born.

*Clock* begins with a title page and after some instructions, the clock is drawn on the screen with a background of random colors. The time is shown and you must type in the correct time. For instance, if the time is five minutes after five, you type in 5:05 (do not forget the colon).

If you get the correct time, another time will be shown. If you type the wrong time, the computer will not show another time but will give you a chance to study your mistake. You then hit any key to continue. After 10 tries the com-

puter displays your score and you can then continue.

*Clock* is very colorful and it is enjoyable to watch the computer draw the program. As it is written, the program needs 32K ECB memory. If the title page is removed and REM lines deleted I believe it will run on 16K ECB.

At first my daughter was only getting two or three out of 10 right. Now she usually gets eight to 10 right. I hope you find the *Clock* useful and enjoyable.

---

*(Joseph S. Paravati, now retired, was an electronics troubleshooter for the New York City Bus Company. He is a self-taught computer hobbyist who started programming in December 1981 in order to occupy his spare time and give his three children a head start with computers.)*

The affordable step up in home computing.

# Radio Shack's Best Is Now

**Expand Your Programming Power!** Our new 64K Extended BASIC Color Computer 2 gives superb features to serious programmers—at a very low price. It attaches easily to any television, and has an electric typewriter-quality keyboard in a compact, white case. Using the built-in Extended BASIC language, you can write sophisticated programs and easily create high-resolution graphics. Produce drawings, charts, diagrams and animation with simple, one-line commands. "Draw" with eight different colors, create musical tones, analyze data and much more. Or select from our large library of instant-loading Program Pak™ cartridges for games, education and budgeting.

Deluxe Joystick

**3995**

Each  
26-3012

TV not included



64K Extended BASIC  
Color Computer 2

**25995**

26-3127

AS LOW AS  
**\$26 PER MONTH**



Prices apply at participating Radio Shack stores and dealers. OS-9 is a trademark of Microware and Motorola, Inc. CitiLine is a service mark of Citicorp.

# TRS-80® Color Computer Even Better.

**The Heart of a Professional Disk-Based System.** Add a Color Computer disk drive for an extra 156,000 characters of storage and quicker access to your data. You can add up to four disk drives for a vast 626,000 characters of total storage. For advanced programmers, our new OS-9 operating system (26-3030, \$69.95) allows you to utilize the full 64,000-character memory for assembly language programs. OS-9 includes a text editor, assembler and debugger. You can develop and edit your own assembly language programs, convert them into machine language for execution, then test them for errors.

**Multi-Pak Interface**

**179<sup>95</sup>**  
26-3024



**Easily Expandable.** Best of all, your 64K Color Computer 2 will grow with your future needs. Add our Deluxe Joysticks for more accurate cursor control and faster response with your favorite games. Or choose our Multi-Pak Interface, which lets you connect up to four Program Paks to your Color Computer at once. When you're ready to change programs, just move the selector switch. Go on-line with the world with our deluxe RS-232 Program Pak (26-2226, \$79.95). You can communicate with national information services and local bulletin boards by telephone—just add a modem. You can also add a printer, a Color Mouse cursor controller and more!

**See It Today.** The 64K Extended BASIC Color Computer 2 is available today at over 1200 Radio Shack Computer Centers and at participating Radio Shack stores and dealers nationwide.



**Disk Drive #0 Kit**

**349<sup>95</sup>**  
26-3029

**AS LOW AS**

**\$28 PER MONTH**



**Send me a free TRS-80 Computer Catalog.**

Mail To: Radio Shack, Dept. 85-A-103  
300 One Tandy Center, Fort Worth, Texas 76102

NAME \_\_\_\_\_  
COMPANY \_\_\_\_\_  
ADDRESS \_\_\_\_\_  
CITY \_\_\_\_\_ STATE \_\_\_\_\_ ZIP \_\_\_\_\_  
TELEPHONE \_\_\_\_\_

**Radio Shack®**

The biggest name in little computers®  
A DIVISION OF TANDY CORPORATION

70..... 21	5100 ..... 5
170..... 206	5290 ..... 67
380..... 182	5460 ..... 102
640..... 235	5640 ..... 25
840..... 104	5680 ..... 26
1040 ..... 53	END ..... 98

The listing:

```

10 *TIME/OLD FASHIONED CLOCK*
BY JOSEPH S. PARAVATI JR. & SR.
      8/83
20 *GOSUB TO CHAR.GEN.SUBROUTINE
30 GOSUB 5000:GOSUB5640:R=RND(-T
IMER)
40 * INITIAL SET UP
50 CLS:PRINT "*TIME ON AN OLD FA
SHIONED CLOCK*";:PRINT STRING$(3
2,"*");
60 PRINT "THIS PROGRAM WILL HELP
YOU TO LEARN TO TELL TIME ON
A REGULAR,ROUND TYPE CLOCK. WHEN
YOU HEAR THE CLOCK'S 'TIC TDC'
YOU TYPE IN THE TIME."
70 PRINT"TYPE IN AND <ENTER> YOU
R ANSWERSAS ON A NEW TYPE CLOCK.
IF THE TIME IS 12 O'CLOCK YOU
WOULD TYPE 12:00. 5 AFTER 5 W
OULD BE 5:05. YOU CAN CHANGE YO
UR ANSWERBEFORE PRESSING <ENTER>

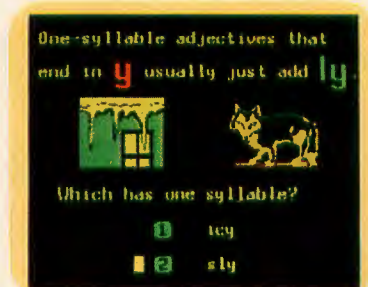
```

```

, JUST PRESS THE '<->' (BACK-AR
ROW). "
80 PRINT @489,"<PRESS ANY KEY>";
90 IF INKEY$="" THEN 90
100 CLS:PRINT"AS YOU TYPE EACH N
UMBER (DON'T FORGET THE ':') WA
IT FOR A TONE TELLING YOU THE CO
MPUTER HAS RECEIVED YOUR NUMB
ER. IF YOU GETTHE TIME RIGHT THE
COMPUTER WILLAUTOMATICALLY GIVE
YOU ANOTHER TIME TO FIGURE OUT
."
110 PRINT"IF YOU GIVE A WRONG AN
SWER YOU WILL HAVE TIME TO STUD
Y THE CLOCK TO SEE WHERE YOU
WENT WRONG. PRESS <ANY KEY>
TO GET ANOTHER TIME. AFTER EV
ERY TEN TRIES A SCORE FOR THE
TEN TRIES WILL BE SHOWN.";
120 PRINT" TO END PROGRAM PRES
S <SHIFT> AND <CLEAR>."
130 PRINT @489,"<PRESS ANY KEY>"
;
140 IF INKEY$="" THEN 140
150 CLS:PRINT @232,"WHAT'S YOUR
NAME?":PRINT" (NO MORE THEN 7
LETTERS)":INPUT NA$
160 IF LEN(NA$)>7 THEN 150
170 IF LEN(NA$)=0 THEN NA$="????

```

## NEW! For Your TRS-80 Color Computer 320 Full-time Audio Talk/Tutor Programs!



### We're Your Educational Software Source

Course	No. of Programs
Language Arts (Spelling)	16 Programs
Reading Comprehension	64 Programs
Phonics	32 Programs
English as a Second Language	32 Programs
Mathematics	64 Programs
Basic Algebra	16 Programs
Physics	16 Programs
Effective Writing	16 Programs
History	32 Programs

### In Color, with Pictures and Text!

All of our TRS-80 Color programs have easy to understand professional announcer narration, not synthesized, robotic voices. All text is displayed in easy to read upper- and lower-case characters. Video clearly illustrates key concepts in each frame of the program.

Only \$4.40 per program (\$8.80 for 2, one on each side of a half-hour cassette). \$59.90 for 16 programs (8 cassettes) in an album. Send for catalog of over 1000 programs for Atari, TRS-80, Apple, etc.

Dealer Inquiries welcome  
For more information, or to order call:  
**TOLL FREE 1-800-654-3871**

IN OKLAHOMA CALL (405) 288-2301




**DORSETT**  
Educational Systems, Inc.  
Box 1226, Norman, OK 73070



```

180 PMODE 3:PCLS5:SCREEN 1,1:COL
OR 6
190 ' MINUTE MARKS
200 X=128:Y=80:R=80
210 FOR D=0 TO 360 STEP 6
220 A=(270+D)/57.29577951
230 Q=INT(R*COS(A)+128.5)
240 W=INT(R*SIN(A)+80.5)
250 IF D/30=INT(D/30) THEN COLOR
  8 ELSE COLOR 6
260 LINE(X,Y)-(Q,W),PSET
270 NEXT D

```



```

280 ' CLOCK OUTLINE & BACKGROUND
290 C$="R80F40D60G40L80H40U60E40"
"
300 DRAW "C7BM88,10"+C$
310 CL=RND(7):IF CL<6 THEN 310
320 R=RND(100)
330 PAINT(128,188),CL,7:IF R>50
THEN PAINT(128,188),5,7:CL=5 ELS
E 340
340 CIRCLE(128,80),76,7,.9
350 PAINT(128,80),5,7
360 CIRCLE(128,80),76,5,.9
370 ' NUMBER SET UP
380 COLOR 7
390 A$="12":B$="BM118,26":GOSUB
5090
400 A$="1":B$="BM154,32":GOSUB 5
090
410 A$="2":B$="BM180,52":GOSUB 5
090
420 A$="3":B$="BM194,86":GOSUB 5
090
430 A$="4":B$="BM182,120":GOSUB
5090
440 A$="5":B$="BM154,138":GOSUB
5090
450 A$="6":B$="BM124,146":GOSUB
5090
460 A$="7":B$="BM96,136":GOSUB 5
090
470 A$="8":B$="BM68,118":GOSUB 5

```

```

090
480 A$="9":B$="BM54,86":GOSUB 50
90
490 A$="10":B$="BM66,52":GOSUB 5
090
500 A$="11":B$="BM86,32":GOSUB 5
090
510 ' CHANGE TO SPECIAL COLORS
520 PMODE4:SCREEN1,1
530 PMODE3
540 ' GRAPHIC PRINTING
550 A$="WHAT":B$="C8BM10,20":GOS
UB 5090
560 A$="TIME":B$="BM200,20":GOSU
B 5090
570 A$="IS":B$="BM14,140":GOSUB
5090
580 A$="IT ?":B$="BM200,140":GOS
UB 5090:A$=""
590 IF CL=5 THEN COLOR5:LINE(0,1
56)-(255,191),PSET,BF
600 ' START OF HANDS ROUTINE
610 L=RND(360):IF L/6<>INT(L/6)
THEN 610
420 S=RND(360):IF S/15<>INT(S/15

```


## AUTOSTART, PROTECT & PROFESSIONALIZE YOUR PROGRAMS with HIDE-A-BASIC 1.1

AT LAST! A program that combines autostart with complete protection of your valuable basic programs.  
**IMPORTANT FEATURES:**

- Autostarts your programs.
- A ML program that modifies your program and NOT just 'Stands Apart'.
- Option to disable Break-key, Clear key & Reset button.
- Disables LIST, LLIST, EDIT, DEL, TRON, TROFF, CSAVE(M), CLOAD(M).
- Disables POKE, PEEK, EXEC & USR to prevent 'Back-door entry' to your program.
- Disables disk functions to avoid access thru Disk System.
- Creates an 'ONERR GOTO' routine to trap errors.
- Your Basic program is loaded as a ML program - with CLOADM.
- Full documentation.

**WITH HIDE-A-BASIC 1.1 THERE IS PRACTICALLY NO WAY ANYONE CAN 'GET INTO' YOUR PROGRAM.**  
Buy Now & Protect your Profits. For 16K ECB Cassette System - Tape - Only \$24.95.

To Order: VISA, MC, Check, MO, COD (\$2.50). Please add \$2.00 shipping and handling. NYS Residents, please add Sales Tax. Immediate Shipment.



**MICROCOM SOFTWARE**

P.O. BOX 214, FAIRPORT, N.Y. 14450

(716) 223-1477

(9AM-9PM Mon-Sat)

Dealer Inquiries Welcome



```

) THEN 620
630 IF L=360 AND S/30<>INT(S/30)
  THEN S=S-15
640 IF L<>360 AND S=L THEN S=S-1
  2:GOTO 680
650 IF L<>360 AND L>300 AND S/30
<>INT(S/30) THEN S=S+39 ELSE IF
L<>360 AND L>300 AND S/30=INT(S/
30) THEN S=S-6:GOTO 680
660 IF L<>360 AND L>174 AND S/30
=INT(S/30) THEN S=S-15
670 IF S/30<>INT(S/30) AND L<>36
0 AND L>0 AND L<96 THEN S=S-15
680 SOUND 30,2: SOUND 150,3
690 X=128:Y=80:R=50:R1=30
700 CIRCLE(X,Y),2,5,.9
710 A=(270+L)/57.29577951:B=(270
+S)/57.29577951
720 Q=INT(R*COS(A)+128.5)
730 Q1=INT(R1*COS(B)+128.5)
740 W=INT(R*SIN(A)+80.5)
750 W1=INT(R1*SIN(B)+80.5)
760 PMODE4:SCREEN1,1:LINE(X,Y)-(
Q,W),PSET
770 LINE(X,Y)-(Q1,W1),PSET
780 PMODE3
790 S1=INT(S/30):IF S1=0 THEN S1
=12
800 S#=MID$(STR$(S1),2)

```

```

810 L1=L/6:IF L1=60 THEN L1=0
820 L#=MID$(STR$(L1),2)
830 IF L1<10 THEN L#="0"+L#
840 COLOR5:LINE(90,190)-(166,174
),PSET,BF:COLOR8
850 U#=S#+": "+L#:B#="BM96,188":D
RAW B#
860 IF V#="" THEN SOUND90,1:FOR
T=1 TO 460:NEXT:SOUND 70,1:FOR T
=1 TO 460:NEXT
870 K#=INKEY$:IF K#="" THEN 860
880 IF K#=CHR$(92) THEN 1160
890 IF K#=CHR$(8) THEN V#="":COL
OR 5:LINE(90,190)-(166,174),PSET
,BF:COLOR8:GOTO 850
900 IF K#<>CHR$(13) THEN A#=K#:V
#=V#+K#:B#="BM+0,+0":SOUND200,2:
GOSUB 5090
910 IF K#=CHR$(13) THEN 920 ELSE
870
920 IF V#=U# THEN RT=RT+1 ELSE W
G=WB+1
930 IF V#=U# THEN A#="GOOD WORK
"+NA#+":":SOUND150,5:B#="BMB,170
":GOSUB 5090 ELSE A#="SORRY! THE
TIME IS":SOUND1,4:B#="BM6,170":
GOSUB 5090:COLOR 5:LINE(90,190)-
(166,174),PSET,BF:COLOR8:A#=U#:B
#="BM96,188":GOSUB5090
940 IF U#<>V# THEN K#=INKEY$:IF
K#="" THEN 940
950 IF K#=CHR$(92) THEN 1160
960 IF U#=V# THEN FORT=1 TO 500:
NEXTT
970 COLOR CL:LINE(4,156)-(254,19
0),PSET,BF
980 PMODE4
990 COLOR0:LINE(X,Y)-(Q,W),PSET
1000 LINE(X,Y)-(Q1,W1),PSET
1010 COLOR5
1020 V#=""
1030 ZZ=ZZ+1
1040 IF ZZ=10 THEN GOSUB 1060:ZZ
=0:RT=0:WG=0
1050 GOTO 610
1060 SCORE ROUTINE
1070 PMODE 3
1080 A#="YOUR SCORE IS":B#="BMB
,170":GOSUB 5090
1090 A#=STR$(RT)+" RIGHT "+STR$(
WG)+" WRONG":B#="BM0,190":GOSUB
5090
1100 K#=INKEY$:IF K#="" THEN 110
0
1110 IF CL=5 THEN CL=6 ELSE IF C
L=6 THEN CL=7 ELSE IF CL=7 THEN
CL=5
1120 IF K#=CHR$(92) THEN 1160
1130 COLOR CL:LINE(0,156)-(255,1

```

# YORK 10<sup>®</sup> CASSETTES



**COMPUTER GRADE  
• DATA TRAC •  
BLANK CASSETTES**

C-05, C-06, C-10, C-12, C-20, C-24, C-32

From the leading supplier of Computer Cassettes, new, longer length C-12's (6 minutes per side) provide the extra few feet needed for some 16K programs.

- BASF-LHD (DPS) world standard tape.
- Premium 5 screw shell with leader.
- Internationally acclaimed. Thousands of repeat users.
- Error Free • Money back guarantee.

**BUY THE BEST, AT FACTORY-DIRECT PRICES**

\* 500 C-12's or C-10's — 38¢ each with labels, add 4¢ shipping \$17.500  
500 Boxes 13¢ ea. + Shipping \$10.500  
(Free Caddy offer does not apply)

**TRACTOR FEED • DIE-CUT  
BLANK CASSETTE LABELS**  
WHITE \$3.00/100 \$20.00/1000  
COLORED LABELS • Pastels  
Red, Blue, Green, Yellow, Lavender  
\$4.00/100 \$30.00/1000

**CASSETTE STORAGE CADDY**  
Holds 12 cassettes \$2.95  
with boxes  
Includes edge labels  
and index card

**FREE**  
1 CADDY WITH EVERY  
4 DOZ. CASSETTES PURCHASED  
(Does not apply to 500 quantity offers)

**Call: 818/700-0330**  
FOR IMMEDIATE DELIVERY  
on Credit Card Orders.

**ORDER NOW... MAIL TO -**  
**YORK 10** 9525 Vassar Ave. #R1  
Chatsworth, CA 91311

**ORDER FORM** #R1

ITEM	1 DOZEN	2 DOZEN	TOTAL
C-05	<input type="checkbox"/> 7.00	<input type="checkbox"/> 13.00	
C-06	<input type="checkbox"/> 7.00	<input type="checkbox"/> 13.00	
C-10	<input type="checkbox"/> 7.50	<input type="checkbox"/> 14.00	
C-12	<input type="checkbox"/> 7.50	<input type="checkbox"/> 14.00	
C-20	<input type="checkbox"/> 8.75	<input type="checkbox"/> 16.50	
C-24	<input type="checkbox"/> 9.00	<input type="checkbox"/> 17.00	
C-32	<input type="checkbox"/> 11.00	<input type="checkbox"/> 21.00	
Hard Box	<input type="checkbox"/> 2.50	<input type="checkbox"/> 4.00	
White Labels	<input type="checkbox"/> 3.00/100	<input type="checkbox"/> 20.00/1000	
Color Labels	<input type="checkbox"/> 4.00/100	<input type="checkbox"/> 30.00/1000	
Color			
Storage Caddy @ 2.95 ea. Qty.			
Calif. residents add sales tax			
Shipping/handling			3.50
Outside 48 Continental States — Additional \$1 per caddy, per doz. cassettes or boxes			
<b>TOTAL</b>			

Each cassette includes 2 labels only. Boxes sold separately. In Continental U.S. shipment by U.P.S. If Parcel Post preferred, check here.

Check or M.O. enclosed  Send Quantity Discounts

Charge to credit card: VISA  MASTERCARD

Card No. \_\_\_\_\_ Exp. \_\_\_\_\_

Name \_\_\_\_\_

Address \_\_\_\_\_

City \_\_\_\_\_ State/Zip \_\_\_\_\_

Signature \_\_\_\_\_ Phone \_\_\_\_\_

Ask about our **DUPLICATING SERVICE**

```

91), PSET, BF
1140 RETURN
1150 ' END
1160 CLS:PRINT @230,"GOOD BYE "N
A$" !":PRINT:PRINT:PRINT:END
5000 ' ***CHRACTER GEN.<2>***
      **SUBROUTINE***
5010 '
5020 ' SUBROUTINE MAIN PROGRAM
BY J.S.PARAVATI      DATA FROM
TRS-80 NEWS 4/82
5030 '
5040 DIM X$(48),Y$(48)
5050 FOR N=1 TO 48
5060 READ X$(N),Y$(N)
5070 NEXT N
5080 RETURN
5090 DRAW "SB"+B$
5100 FOR J=1 TO LEN(A$)
5110 FOR Z=1 TO 48
5120 IF MID$(A$,J,1)=X$(Z) THEN
DRAW Y$(Z):GOTO 5140
5130 NEXT Z
5140 NEXT J
5150 RETURN
5160 DATA " ", "BM+7,0"
5170 DATA "A", "U4E2F2D2NL4D2;BM+
3,0"
5180 DATA "B", "U6R3F1D1G1NL3F1D1
G1L3;BM+7,0"
5190 DATA "C", "BM+1,-0;H1U4E1R2F
1;BM+0,+4;G1L2;BM+6,0"
5200 DATA "D", "U6R3F1D4G1L3;BM+7
,0"
5210 DATA "E", "NR4U3NR2U3R4;BM+3
,+6"
5220 DATA "F", "U3NR2U3R4;BM+3,+6
"
5230 DATA "G", "BM+1,-0;H1U4E1R2F
1;BM+0,+2;NL1D2G1L2;BM+6,0"
5240 DATA "H", "U3NU3R4NU3D3;BM+3
,0"
5250 DATA "I", "BM+1,0;R1NR1U6NL1
R1;BM+4,+6"
5260 DATA "J", "BM+0,-1;F1R1E1U5N
L1R1;BM+3,6"
5270 DATA "K", "U3NU3R1NE3F3;BM+3
,0"
5280 DATA "L", "NU6R4U1;BM+3,+1"
5290 DATA "M", "U6F2ND1E2D6;BM+3,
0"
5300 DATA "N", "U6F1D1F2D1F1NU6;B
M+3,0"
5310 DATA "O", "BM+1,0;H1U4E1R2F1
D4G1L2;BM+6,0"
5320 DATA "P", "U6R3F1D1G1L3;BM+7
,3"
5330 DATA "Q", "BM+1,0;H1U4E1R2F1
D3G1NH1NF1G1L1;BM+6,0"

```

```

5340 DATA "R", "U6R3F1D1G1L2NL1F3
;BM+3,0"
5350 DATA "S", "BM+0,-1;F1R2E1U1H
1L2H1U1E1R2F1;BM+3,+5"
5360 DATA "T", "BM+2,+0;U6NL2R2;B
M+3,+6"
5370 DATA "U", "BM+0,-1;NU5F1R2E1
U5;BM+3,6"
5380 DATA "V", "BM+0,-6;D2F1D1F1N
D1E1U1E1U2;BM+3,+6"
5390 DATA "W", "NU6E2NU1F2U6;BM+3
,6"
5400 DATA "X", "U1E4U1;BM-4,0;D1F
4D1;BM+3,0"
5410 DATA "Y", "BM+0,-6;D2F2ND2E2
U2;BM+3,6"
5420 DATA "Z", "NR4U1E4U1L4;BM+7,
6"
5430 DATA "1", "BM+1,0;R1NR1U6G1;
BM+6,+5"
5440 DATA "2", "NR4U1E1R1E2U1H1L2
G1;BM+7,+5"
5450 DATA "3", "BM+0,-1;F1R2E1H2E
2H1L3;BM+7,6"
5460 DATA "4", "BM+3,0;U2NR1L3U1E
3D3;BM+4,3"
5470 DATA "5", "BM+0,-1;F1R2E1U2H
1L3U2R4;BM+3,+6"
5480 DATA "6", "BM+4,-5;H1L2G1D4F

```

# YORK 10 DISKETTES

**BRAND NAME QUALITY "Plain Wrap"**  
**"DOUBLE DENSITY" AT DISCOUNT PRICES!**

**\$159\***  
ea.

• Certified 100% Error-free •  
5 YEAR WARRANTY

**BASF \$219\*** | **Dysan \$269\***  
qualimetric \*5 1/4" SSDD, Soft sector, price per disk, 100 pak.

**TRACTOR FEED DISKETTE LABELS** 2¢ EACH  
1 7/8 x 5" 1000 QUANT.

**FLIP "N" FILE "15" \$795**  
for 5 1/4" Diskettes  
"25," \$21.95 "50," \$31.95

Call: 818/700-0330  
FOR IMMEDIATE DELIVERY  
on Credit Card Orders.

**ORDER NOW... MAIL TO -**  
**YORK 10** 9525 Vassar Ave. #R1  
Chatsworth, CA 91311

**ORDER FORM**

SIZE	PLEASE INDICATE QUANTITIES DESIRED		TOTAL
	Plain Wrap	Dysan	
5 1/4" SSDD	10 17.90 100 159.00	10 24.00 100 219.00	10 29.90 100 269.00
5 1/4" DSDD	10 20.70 100 182.00	10 33.90 100 298.00	10 41.30 100 363.00
5 1/4" DS90pi	10 47.00 100 421.00	10 52.50 100 461.00	10 52.50 100 461.00
8" SSDD	10 30.90 100 274.00	10 35.70 100 314.00	10 35.70 100 314.00
8" DSDD	10 38.60 100 339.00	10 41.30 100 363.00	10 41.30 100 363.00

DISKETTE LABELS:  \$3.00/100  \$20.00/1,000

FLIP "N" FILE 5 1/4" 15, \$7.95 qty. 25, \$21.95 qty. 50, \$31.95 qty.

#R1  
All Diskettes are soft sector, unformatted.  
In Continental U.S. shipments by U.P.S.  
If Parcel Post preferred, check here   
Check or M.O. enclosed  Send Quantity Discounts   
Charge to credit card: VISA  MASTERCARD

Card No. \_\_\_\_\_ Exp. \_\_\_\_\_

Name \_\_\_\_\_

Address \_\_\_\_\_

City \_\_\_\_\_ State/Zip \_\_\_\_\_

Signature \_\_\_\_\_ Phone \_\_\_\_\_

**SUB TOTAL** \_\_\_\_\_

Shipping/handling (any quantity) 3.50

**TOTAL** \_\_\_\_\_

Calif. residents add sales tax.  
Outside 48 Continental States. Additional \$1 per 10 pak. per file.

```

1R2E1U1H1L3;BM+7,+3"
5490 DATA "7","U1E4U1L4;BM+7,+6"
5500 DATA "8","BM+1,-0;H1U1E1H1U
1E1R2F1D1G1NL2F1D1G1L2;BM+6,0"
5510 DATA "9","BM+0,-1;F1R2E1U4H
1L2G1D1F1R2;BM+4,+3"
5520 DATA "0","BM+1,0;H1U4E1R2F1
D4G1L2;BM+6,0"
5530 DATA "/", "U1E4U1;BM+3,6"
5540 DATA "?","BM+0,-5;E1R2F1D1G
2;BM+0,+1;D1;BM+5,+0"
5550 DATA "!","BM+2,+1;U1;BM+0,-
2;U5;BM+5,7"
5560 DATA ".","BM+2,0;U1;BM+5,+1
"
5570 DATA ":","BM+2,-1;U1;BM+0,-
2;U1;BM+5,+5"
5580 DATA ";","BM+1,0;E1U1;BM+0,
-1;U1;BM+5,+4"
5590 DATA ",","BM+2,0;NU1G1;BM+6
,-1"
5600 DATA "'","BM+1,-5;E2;BM+4,+
7"
5610 DATA "-","BM+0,-3;R4;BM+3,+
3"
5620 DATA "+","BM+2,-1;U2NU2NL2R
2;BM+3,+3"
5630 DATA "=", "BM+1,-2;R3;BM-3,-
2;R3;BM+4,+4"

```

```

5640 ' TITLE PAGE-DATA FROM
DRAWING HELPER BY J.S.PARAVATI
5650 DATA 080,072,176,072,080,18
6,176,186,176,072,172,087,172,08
7,136,120,136,120,136,132,176,18
6,172,168,172,168,136,132,012,00
9,056,009
5660 DATA 068,009,108,009,120,00
9,128,009,120,009,120,048,128,00
9,148,036,148,036,168,009,168,00
9,176,009,188,009,228,009,188,00
9,188,048
5670 DATA 188,048,228,048,216,03
0,200,030,216,030,216,024,216,02
4,200,024,200,015,200,024,200,01
5,228,015,228,015,228,009,200,03
0,200,042
5680 DATA 200,042,228,042,228,04
2,228,048,176,009,176,048,176,04
8,168,048,168,048,168,021,168,02
1,148,045,148,045,128,021,128,02
1,128,048
5690 DATA 128,048,120,048,068,00
9,068,015,068,015,084,015,092,01
5,108,015,108,015,108,009,108,04
8,068,048,108,048,108,042,108,04
2,092,042
5700 DATA 084,042,068,042,068,04
2,068,048,084,042,084,015,092,01
5,092,042,056,009,056,015,012,00
9,012,015,012,015,029,015,056,01
5,040,015
5710 DATA 029,015,029,048,029,04
8,040,048,040,048,040,015,120,12
0,120,132,080,072,084,084,084,08
4,120,120,080,186,084,168,084,16
8,120,132
5720 DATA 084,084,172,084,084,17
1,172,171,120,120,124,123,136,12
0,132,123,120,132,124,129,136,13
2,132,129,132,129,132,123,124,12
3,124,129
5740 N=64
5750 PMODE4:PCLS :SCREEN1,1:PMOD
E 3:COLOR7
5760 FOR X=1 TO N:READ C,D,E,F:L
INE(C,D)-(E,F),PSET:NEXT X
5770 PAINT(32,42),7,7:PAINT(88,4
2),7,7:PAINT(148,39),7,7:PAINT(1
92,30),7,7
5780 LINE(124,123)-(132,123),PSE
T
5790 PAINT(124,87),6,7
5800 FOR T=1 TO 25:SOUND T*7,1:N
EXT T
5810 PAINT(128,126),6,7:PAINT(12
4,120),5,7
5820 FOR T=1 TO 1000:NEXT
5830 RETURN

```



## CANCOCO SOFTWARE

P.O. Box 2914,  
Medley, Alberta  
Canada T0A 2M0

### SKEET

\$19.95



A 5 color game that teaches the location of keys. Thirteen levels of difficulty and four speeds challenge both beginner and expert typists. Although not a tutorial, if you can master the highest level and speed, you can type.

### Script +

\$17.95



An educational program that uses 'handwriting' to improve spelling for grades 3-8. Words can have up to 16 letters, including special characters, accentuated vowels and diagraphs. Input your lessons from the keyboard or cassette, and output results to cassette and/or printer.

### Stomp

\$24.95

is a unique half-hour board game for 2-4 players aged 8-80, with very few rules but requiring concentration and strategy to convert your chances to victory. Use joystick(s) and/or optional keyboard. To **Stomp** or not to **Stomp**...? A very entertaining family game!

All programs are on cassette, documented, and use 32K ECB PMODE 3 graphics. Reviews have been or will be published in this magazine.


UNDER DEVELOPMENT: GOLF-NET, GOLF-CAP, COCO-CPM and, for model train buffs, SKEDULER.



# CASH MAN

By Bill Dunlevy & Doug Frayer

Exploding with color, racing with fast animation, and roaring with sound, this great non-violent game is destined to be a classic! The review in February's issue of RAINBOW says this: "A Fun Investment" "it is totally unique" "I found it very tough to tear myself away from playing the game long enough to write about it! In short, CASHMAN is one fun game. Buy it."



Dozens of levels and screens (more than FORTY!) offer anyone, from beginner to expert, as much good clean fun as they want! Higher levels include special Mystery Pieces and Expert Puzzle Pieces and Expert Puzzle Screens. Play alone or go for the ultimate challenge of two-player simultaneous competition. Run along the colorful girders, jump across the tremendous chasms, climb the ropes and ladders, or grab a BYRD and fly to get the loot before your opponent does, but watch out! The KATS are on the prowl and your opponent is tossing eggs! Run, jump, climb, or fly to your nearest Color Computer and play CASHMAN!

32K - Tape \$27.95  
Disk \$29.95

# DEMON SEED

By Jeffery Sorenson  
& Phillip MacKenzie

All alone in the silence of space, you switch on the view-port to look at the brilliant stars. And then you see THEM: a massive hoard of bat-like aliens, swarming towards you! The ship trembles under the distant explosions of enemy fire. You have only one chance for survival - Fight! As you attempt to defeat each new wave of enemy ships, they only get stronger and faster! If by some miracle you survive the first assault, you find yourself pitted against enemies so swift, powerful, and outright evil that only one name fits them - DEMONS! And if that's not enough, they bring out the heavy artillery - the Mother Ship! Engaging in battle, you see a dark cloud against the stars: another invasion fleet!



Created in the same spirit of the classic arcade games like Phoenix and Galaga, DEMON SEED is a great package of arcade fun and action. Different screens of bats, demons, and special challenge rounds keep the excitement high and the competition stiff!

32K-Tape \$27.95  
Disk \$29.95

# TIME BANDIT

By Bill Dunlevy & Harry Lafnear

Tired of games that only have a few screens or force you to follow strict levels? In TIME BANDIT, you virtually create your own game! You can choose from more than TWENTY places through-out the game, with more than 15 distinct variations and levels of difficulty in each place; this means over 300 variations!



Use the TIMEGATES to travel to the three different Worlds of Time, each containing a multitude of colorful and unique adventuring areas. Visit the medieval dungeons of FANTASY WORLD, recapture the days of yesteryear in WESTERN WORLD, and reach for the stars in FUTURE WORLD. Fight the Evil Guardians: the Looking Lurker, Angry Elmo, Killer Smurphs, and more! Find the Keys and escape with the treasures of time. But hurry - your power is fleeting! Crisp Supergraphics, colorful scrolling landscapes, full animation of a multitude of characters, great sound, and over THREE HUNDRED SCREENS - it's all here! The conquest of time and space awaits!

32K - Tape \$27.95  
Disk \$29.95

6655 Highland Road  
Pontiac, Michigan 48054

Orders & Info: (313) 666-4802

Master Charge and VISA OK. Add \$3.00 for shipping in the U.S.A. - \$5.00 in Canada. Dealer inquires invited.

# MichTron



RAINBOWfest  
see us at PRINCETON

# 182,582 BYTES FREE\*



## CONTROLLERS

- DC-1** ROM disk controller reads & writes to 35 and 40 track single and double sided drives with all models of the color computer (J&M) (\$2 shipping)
- VC-1** Video interface mounts inside color computer by piggybacking IC on top of interface—no soldering and no trace cuts (\$2 shpg)
- VC-2** for color computer 2 — monochrome only (\$2 shpg)
- VC-3** for color computer 2—color and monochrome (\$2 shpg)

... with the Howard DRIVE 0 PACKAGE

- Double-sided Half-height Drive—359,424 Bytes
- J&M Controller
- Gold-plated Cable

COMPLETE PACKAGE

**\$395** \$7 shipping

\*  $156,672 / \$349.95 = 447.7 \text{ bytes}/\$ \times \$395 = 176,8421 - 359,242 = 182,582 \text{ bytes free}$

## MONITORS

- 122** Zenith 12" Amber screen, 640 X 250 dots, 15 MHz resolution. (\$6 shpg)
- 123** Zenith 12" green screen, 640 X 250 dots, 15 MHz resolution. (\$6 shpg)
- 131** Zenith 13" Color Monitor with speaker, 390 X 200 dots, 2.5 MHz resolution. (\$9 shpg)
- SK-1** Sakata 12" Color Monitor, 400 X 200 dots, 15 MHz resolution. (\$6 shpg)

All Monitors need video controller

## \$16.25 SURGE SUPPRESSOR

**SS-1**  
\$16.25



Reg. \$48 value

(\$2 shpg)

## GEMINI-10X

**\$318** 120 cps, 10" wide friction & pin-feed printer. Includes internal Gemini serial interface and color computer to Gemini cable. (\$6 shipping)


complete

**Our Unmatched Guarantee**  
We offer a 30-day, full-refund guarantee that is unmatched in the business. In addition, all products are covered by manufacturer warranty, and our Howard stands are warranted for 1 year.

## TV STANDS

- |             |  |                        |
|-------------|--|------------------------|
|             |  | <b>COCO 2</b>          |
| <b>TS-1</b> | 15W x 11D x 4H for 13" screen  | <b>TS-2</b><br>\$29.50 |
| <b>TS-4</b> | 24W x 11D x 4H for 19" screen  | <b>TS-3</b><br>\$39.50 |
| <b>PS-1</b> | 18W x 15D x 2 1/2H for all popular printers add \$5 for bottom feed slot |                        |

TV stands come with ROM pack cut-out. Specify Ivory or Smoked Gray. Shipping \$2.75 for each stand.



**Howard Medical Computers**

Box 2, Chicago, IL 60690

Telephone (312) 944-2444

Cat.No.	Number	Desc. (inc. color)	Unit cost	Shpg.	Cost
			\$	\$	\$

My check or money order is enclosed.  Bill (circle one) MC VISA AE  
Credit Card # \_\_\_\_\_  
 Send C.O.D.

Name \_\_\_\_\_  
Address \_\_\_\_\_  
City, State, Zip \_\_\_\_\_

Total Cost .....  
Shipping .....  
Ill. res. add 8% .....  
COD (add 1.65) .....  
Total order \$ .....

## New!

Call our color computer bulletin board . . .

(312) 278-9513

## SPECIAL VALUES!!

We at Michtron were astonished by the response we received from our readers in regards to our Grand Opening sale. Business has been so brisk that we have decided to offer another special sale. This will give all our valued customers another chance to cash in on some super savings!

### SUPER SALE ON SLIMLINE DRIVERS

Disk Drive and Controller are only \$329.95. This may not be the lowest price you will find in the Rainbow, but we can guarantee it will be the best disk drive you can buy. Most special prices are for big, old, outdated full size drives. We are offering you the newest design, Slim Line TEAC disk drives. These are exceptional quality 40 track disk drives. They are guaranteed for 6 months, twice as long as most disk drives. For a controller, we offer the J & M with gold plated contacts. As a special bonus with each disk drive, we will include a dual power supply and case. Now or at a later date, you can add a second disk drive for very little money.

- 1 TEAC 40 Track Slim Line  
Disk Drive and Controller.....\$329.95
- 2 TEAC 40 Track Slim Line  
Disk Drives and Controller.....\$479.95

### DISKS

We buy approximately 5,000 disks a month for resale to our customers and for our own use as a software publisher. We buy only premium quality SENTINEL diskettes. We buy them in bulk (no labels, no boxes) to save money. We, in turn, pass these savings to our customers. These diskettes are unconditionally guaranteed to be the finest you have used or we will promptly refund your money. The diskettes are guaranteed by both Sentinel and MichTron for LIFE; if they ever cease to work, return them and we will send you new ones.

- 10 Disks with Tyvek Sleeves-\$19.95  
10 Disks with Vinyl Sleeves-\$21.95  
10 COLORED Disks with Sentinel Sleeves-\$24.95

### WONDER PHONE WITH BUILT-IN MODEM

This amazing new product combines a phone and modem together for easy, low-cost operation. Unitech's (tm) Data Phone can do it all! It has pulse or tone dialing, adjustable ringer volume, mute key, and redial key. Frequently used numbers can be stored and recalled at the touch of a button. It even has a 'Hands Free' mode with a speaker which lets you talk from any part of your room. The most exciting feature is the built-in, 300 baud modem! One connection from your computer and personal communication reaches a new height. So why only buy a modem, when you can get a full-feature phone for free!

- 1 Unitech Data Phone with Modem .....\$109.95  
1 Color Computer Connecting Cable .....\$9.95

### GRAPHICOM

A constant hit at computer shows, GRAPHICOM is the best graphics program ever written for the COCO! GRAPHICOM was three years in the making, and you can see every minute in its quality and ease of use. GRAPHICOM has features that you would expect from systems costing hundreds of times more.

\*\*Powerful drawing tools: "rubber band" drawing; "stamps"; rotating pictures; mirrored, masked, and reversed images, and much more!

\*\*Easy to use: uses two joysticks, or one joystick and koala pad; operated by a large, simple picture-based menu.

\*\*Incredible output capacity: Transmit pictures over modems or amateur radio! GRAPHICOM even has a screen dump function that works with over 20 different printers!

GRAPHICOM is simple enough that anyone can use it, yet it's so powerful that a seasoned artist can achieve new frontiers of creativity.

Requires 64K and disk drive..... Only \$29.95

### GRAPHICOM PICTURE DISKS

Marvel at the wonders of computer aided art with the amazing gallery of picture disks for use with GRAPHICOM:

Picture Disk #1-Features drawings and tutorials for GRAPHICOM.

Disk #2-Presents Elwira, mistress of the dark and her friends (great drawings and digitized photos).

Disk #3-Excellent drawings and more examples of using a digitizer.

Disk #4-Electronic circuits and symbols.

GRAPHISET-More than 16 font screens: Roman, Greek, Cursive, special symbols and more!

Disk #6-A multitude of brilliant color patterns that allows personal use as well as learning.

Disk #7-Includes varying shapes and sizes of geometric figures.

Disk #8-Another disk filled with font characters - including Olde English, and LCD typeout.

Picture Disks are \$19.95 each, and \$10.00 for every additional disk, or \$39.95 for all five.  
additional disk, or \$34.95 for all four.

# MichTron

6655 Highland Road, Pontiac, MI 48054  
(313) 666-4800

Master Charge and VISA OK. Please add \$3.00 for shipping in the USA - \$5.00 for Canada. Dealer Inquiries Invited.

The second in a five part series on . . .

# Everything You Always Wanted To Know About The Color Computer But Radio Shack Didn't Tell You

By Andy Kluck

**H**ere is the second installment of my compilation of old and new information and techniques involving the Color Computer. This month's article features a method of speeding up tape I/O to about 2700 Baud and one more way to merge cassette programs.

### The Memory Almost Full Condition

When BASIC's available free memory is almost used up, a strange condition sometimes occurs. It can occur accidentally, such as inside a program, while entering program lines, or on purpose, by:

```
CLEAR 0: CLEAR MEM-50
```

When this happens, there is not enough stack space for BASIC to think straight, and any statement that requires evaluation of a numeric or string expression gives an OM Error. This prevents *SAVE*, *CSAVE*, *CLEAR 0*, *PCLEAR 1*, and just about anything else that could restore control of the system short of *NEW*, from working. If it happens inside a program which uses one too many variables, a simple *CLEAR* may

*(Andy Kluck is an electrical engineering student at the University of Texas at Austin.)*

free up enough space to allow a *CLEAR 10:(C)SAVE "HELP!"*. Otherwise, if you don't have the program *CSAVEd*, just about the only way out is to *LIST* or *LLIST* one line (or more if necessary), delete it, make more space (i.e. *CLEAR 10*) and retype the line. To prevent this problem in the first place, it is helpful to monitor the value of *MEM* during a test run of the program and do whatever is necessary (reserve less string space in *CLEAR*, *PCLEAR* fewer pages, crunch the program, etc.) to keep it above 200.

### RENUM

When using *RENUM*, there are several good reasons for saving the program on tape or disk first in case of problems during renumbering, as there are at least two different possible sources of trouble. First of all, *RENUM* without a liberal amount of free memory can cause a wrecked program or system crash, so a *CLEAR 10: PMODE 0,1: PCLEAR 1* is recommended first with long programs. There is also the case of illegal line numbers as in this example:

```
1 GOTO 2
2 GOTO 3
3 GOTO 64000
```

Running this program results in an

SN Error in 30, since line numbers greater than 63999 are not accepted by BASIC. Attempting to *RENUM*ber with this program also causes an SN Error (without printing the line number since the error occurs in direct mode) and makes the program disappear — just list it. But there may be a way to recover. Saving and reloading the program, or just fixing its line pointers and doing a *CLEAR*, by:

**EXEC &HACEF: CLEAR**

at this point will often bring all of it back except some of the line numbers, which are still replaced by internal codes. Now, if you fix the illegal line number and *RENUM* again, the program may be completely restored, if you're lucky.

#### Adjustments For High Speed Mode

To speed up execution of BASIC programs, it has been suggested that the SAM chip may be set to its Address Dependent mode by *POKE 65495,0* and set back to normal speed by *POKE 65494,0* or pressing Reset. Note that not all Color Computers will work in this mode, so it should not be used (or at least be a user option) in programs to be distributed to others. It appears, however, that most of them will work at the

high speed if certain modifications are made as described on Page 78 of the January 1983 *RAINBOW*. Some modifications are almost always necessary to get systems with the disk interface installed to work at the high speed. Also, normal low speed should always be selected during disk access to prevent strange problems that can otherwise occur. In the high speed mode, the processor runs at twice its normal speed when accessing ROM. Since BASIC accesses RAM as it runs, the actual measured speed is less than twice normal, depending on the program. The printer output routine runs mostly in ROM, so the time constants for the Baud rate and carriage return delay generally need to be doubled. Cassette tapes made at the high speed have a data rate of about 2,700 Baud, almost twice the normal rate and five times as fast as the Model I; however, they usually do not load normally even at the high speed because the tape read routine accesses RAM more often than the write routine and, therefore, runs slower and gets out of sync with the tape. But by changing the bytes that control the reading of tapes, it is possible to read tapes made at both speeds at either speed:

To read normal tapes at low speed  
**POKE 143,18:POKE 144,24:POKE 145,10**  
 (These are the normal values.)

To read normal tapes at high speed  
**POKE 143,29:POKE 144,30:POKE 145,15**

To read 2,700 Baud tapes at low speed  
**POKE 143,8:POKE 144,24:POKE 145,4**

To read 2,700 Baud tapes at high speed  
**POKE 143,13:POKE 144,24:POKE 145,6**

Tapes made at the high speed may not be readable on all systems, but I have had good luck at a volume level of about eight with the standard recorder. Recently it was suggested that tapes made in the high speed mode could be loaded by using *POKE 65497,0* and no adjustments to locations 143 to 145, but I have found this method less reliable; besides, this disables the dynamic RAM's refresh cycles, sometimes resulting in RAM cells "forgetting" at random. Remember that pressing Reset sets the SAM to its normal speed but does not reset the tape read parameters; this can cause confusion when you reset the computer

# The other source.

Great ideas you won't find at Radio Shack.  
 Look for them at your bookstore or wherever  
 Wiley Press Computer Books are sold.



#### COCO EXTRAVAGANZA Roger Valentine

Unlock your TRS-80® Color Computer's potential for work and play with this complete course in BASIC programming. Fifty exciting programs—games, graphics and business applications—take full advantage of your computer's color, sound, and graphics capabilities. \$12.95  
 Book/disk set \$37.90

#### COLOR COMPUTER® APPLICATIONS and MORE COLOR COMPUTER® APPLICATIONS John P. Grillo and J.D. Robertson

Learn computer graphic techniques while you design brilliant letters, game symbols—even life forms... then explore advanced graphics and sound capabilities with *More Color Computer Applications*. Programs for both are available in the *More Color Computer* book/disk set.  
 COLOR COMPUTER \$10.95  
 MORE COLOR COMPUTER \$14.95  
 Book/Disk Set \$39.90

Other source books...

**SUBROUTINE SANDWICH**  
 John P. Grillo and J.D. Robertson  
 \$12.95

**MORE  
 SUBROUTINE  
 SANDWICH**  
 John P. Grillo  
 and J.D. Robertson  
 \$12.95

More than three million people have learned to program, use, and enjoy microcomputers with Wiley Press microcomputer paperbacks. For more information, write to Gwenyth Jones, Dept. 5-1309.

**WILEY PRESS**  
 a division of John Wiley & Sons, Inc.  
 605 Third Avenue, New York, N.Y. 10158  
 Prices subject to change and higher in Canada.

5-1309

**WILEY PRESS  
 COMPUTER BOOKS**



It's easy for  
the novice—  
sophisticated  
enough for the  
expert!

**SPECIAL  
OFFER!**  
SAVE \$5.00  
See offer  
below.

The power of the  
**TRS-80™**  
color computer

This illustrated book is compiled with 29 **NEW** programs for fun and education. A guide to programming the full-range of color computer capabilities, it helps users write intelligent and well thought out programs.

The program listings in the book are exactly as you would see them on the screen. Inside the book you'll find: **How to Use This Book • 10 Games and Puzzles • 8 Graphics Programs • 4 Business & Financial Programs • 7 Utilities • So Your Program Doesn't Work • Adding Two Programs Together**


The structure of each program contains the program type, objective, background, summary, graphic explanation, program structure, taking it further, and suggested hints to expand to other applications.

**Only \$14.95.** Money back guarantee. We accept Master Card, Visa, check or money order. Add 5% Mass. sales tax if you're a resident of Massachusetts.

These programs are also available on floppy disk or cassette for the special price of **\$14.95**. These **NEW** items are all available **NOW!**

Send for information on 2 new software packages. **SPECIAL OFFER: 2 new disk utilities for the color computer—DMAGIC & PRO-LOC. \$14.95 each, regularly \$19.95.**

Please send me:

\_\_\_ TRS-80 Book (a \$14.95) \_\_\_\_\_  
\_\_\_ TRS-80 Floppy Disk (a \$14.95) \_\_\_\_\_  
\_\_\_ TRS-80 Cassette (a \$14.95) \_\_\_\_\_  
\_\_\_ DMAGIC (a \$14.95) \_\_\_\_\_   
\_\_\_ PRO-LOC (a \$14.95) \_\_\_\_\_

Add 5% sales tax if a resident of  
Massachusetts \_\_\_\_\_

TOTAL \_\_\_\_\_

NAME \_\_\_\_\_

ADDRESS \_\_\_\_\_  
\_\_\_\_\_

CREDIT CARD NUMBER \_\_\_\_\_

EXPIRATION DATE \_\_\_\_\_

**DORISON HOUSE PUBLISHERS, INC.**  
824 Park Square Building  
Boston, Massachusetts 02116

and forget to adjust these values and all the tapes stop working.

### Tape Filenames

Whenever an empty string ("") is used as the tape filename for an input operation, BASIC acts as if no filename was specified and uses the next file on the tape. This is useful with the *OPEN* statement when the name of the file is unknown, and also with *CLOADM* to load a file using an offset without typing the filename.

### CSAVEM, CLOADM And Offsets

The index of at least some versions of the CBASIC manual lists a command called *CSAVEM*, which supposedly will "write out a machine language file" and has the syntax: *CSAVEM X,4E,6F,5F*.

But don't believe them. First of all, Color BASIC doesn't have a *CSAVEM*; it's an Extended BASIC command. The Extended BASIC manual says the same thing, but the command as given still doesn't work because all four of the arguments given are incorrect. For a while it was assumed that Extended BASIC didn't have a *CSAVEM* either, but eventually the correct syntax was discovered, either through experimentation or disassembly of the ROM:

*CSAVEM* "filename", start address,  
end address, exec address

The Disk BASIC manual carries on the great tradition by giving an incorrect example for the *SAVEM* command. At least now they use a string for the filename. The arguments for *CSAVEM* are not hexadecimal numbers; they are standard numerical expressions. Of course, if you only know the addresses in Hex, you can use the &H prefix, which evaluates to such an expression. To load one of these files at a different address than it was made at, an offset is used, and the file is loaded at its original address plus the offset. To load a file at an address greater than the address it was made at:

(C)LOADM "filename", new address  
old address

To load a file at an address lower than the original, a wrap-around effect is used:

(C)LOADM "filename", new address-  
old address+65536

and \$10000 is subtracted from the address; i.e., an offset of \$F000 causes the file to be loaded \$1000 below its original address.

### EXEC

When a file is *CLOADMed* or

*LOADMed*, the *exec* address from the file plus the offset is stored in the *exec* pointer at \$9D. When *EXEC* is used without an argument, the routine addressed by the pointer is called as a subroutine. If *EXEC* is used with an argument, the argument is stored in the *exec* pointer for use by the next *EXEC*. When making a machine language file which is not to be executed, such as a block of data or a saved picture, an *exec* address of \$B44A may be used, since this is the address that the pointer is set to when BASIC is started and is the address of BASIC's FC Error routine.

### ASCII Files And The Cassette Merge

The *SAVE* and *CSAVE* commands support two formats for the output file. The tokenized or compressed form is the most common. It consists of an exact dump of BASIC's program area, and since command words and functions are replaced by one or two byte tokens, it usually produces shorter files. The ASCII or listed format is invoked by commands of the form: (C)SAVE "filename",A.

Since ASCII files are made by simply opening the output file and listing the program into it, they can be accessed from BASIC as data files or read directly into any text editor that doesn't use its own file format. The *LOAD* and *CLOAD* routines test the input file for which type it is and act accordingly. Tokenized files are read back into the program area, the proper pointers are set, and the program's line pointers are fixed according to its new position in memory. The ASCII file loader does a *NEW*, opens the file for input, and jumps to the same "idle loop" that normally inputs lines from the keyboard. Often it is helpful to be able to combine lines from two programs. Disk BASIC provides this utility with the *MERGE* command, which operates similarly to *LOAD* except it only accepts ASCII files and doesn't call *NEW* first. Several methods have been suggested for merging two cassette programs together, often by setting the "start of program" pointer to the end of the first program to load the second; however, most of these require several *POKEs* and *PEEKs* or a machine language routine, and part of the procedure has been omitted in some accounts so that if the end of the first program happens to fall on a page boundary, the user is required to *POKE* a -2 into the "start of program" pointer. Besides, this process requires that the line numbers of the first program be lower than those of the second. By emulating the *MERGE*

# OS-9<sup>®</sup>

# SOFTWARE

from The JBM Group, Inc.

## GENUS

*A new stand-alone sort for OS-9 that keeps asking for more data!*

- Easy-to-understand prompts ask you for all information necessary to sort your data files
- Allows sorting in ascending or descending order
- Allows unlimited number of sort keys of different types
- Saves both disk and memory space by summing numeric fields as it sorts

## CAL

*Appointment calendar program to help keep your important dates straight.*

- Simple command structure
- Lists appointments by day, week or month
- Revises dates, times, relevant information on existing schedule entries
- Default calendar file for each user
- Unlimited alternate calendar files
- System-wide master calendar file for common-appointment scheduling

## THE MESSAGE

*The only interoffice memo system currently available for OS-9 Level II users.*

- Eliminates lost and confused interoffice communications
- Interfaces easily with your existing word processor/editor; no new commands needed
- Allows hardcopy printout, verification of received messages, immediate reply to sender
- Transmit new messages OR existing files to single user, or 'broadcast' to all users
- Preview Line indicates number, size and topic of messages
- Saves time, money, energy; cuts down on 'office aggravation'



**JBM'S MIDDLEWARE**



**YES!  
I  
want**

**OS-9  
SOLUTIONS!**

Please send me:

GENUS (49.00) \_\_\_\_\_

CAL (69.00) \_\_\_\_\_

THE MESSAGE (89.00) \_\_\_\_\_

PA Sales Tax 6% \_\_\_\_\_

Postage/Handling \$5 \_\_\_\_\_

TOTAL \_\_\_\_\_

I'm interested, need more information

SHIP TO: \_\_\_\_\_

Make Check/Money Order

payable to: The JBM Group, Inc.

Or by VISA/MASTERCARD

Acct. # \_\_\_\_\_

Exp. date: \_\_\_\_\_

Signature: \_\_\_\_\_

Required Distribution: CoCo (Y/N): \_\_\_\_\_

5 1/4 35 track \_\_\_\_\_

5 1/4 40 track \_\_\_\_\_

5 1/4 80 track \_\_\_\_\_

8" 77 track \_\_\_\_\_

ORDER FROM \_\_\_\_\_

Dept. RB 11

The JBM Group, Inc.

the  
**JBM**  
group

Continental Business Center  
Front & Ford Streets  
Bridgeport, PA 19405

Tel: 215-337-3138/TWX: 510-660-3999

command in cassette BASIC, these problems are solved. The process of opening the file, setting the device number to -1, and calling the idle loop can be accomplished in one line: `OPEN "I",-1,"filename":POKE 111,255:EXEC 44156` for the program "filename", or `OPEN "I",-1,"":POKE 111,255:EXEC 44156` for the next file on the tape. Remember that this only works with an ASCII file. If any line numbers exist in both programs, the lines in the file will replace those in RAM.

### SKIPF

According to the Color BASIC manual, *SKIPF* is used to position the tape to the end of the last program. I have found it just as useful as a method of verifying that a file has been written without errors. Since the tape read routines used by *SKIPF* test the checksums of each data block, attempting to *SKIPF* a bad file will cause an I/O Error. In the case of a BASIC or machine language program, the user can then rewrite the file. *SKIPF* is more versatile than the Level II equivalent "*CLOAD?*", which only works with BASIC files of which an identical copy is still in RAM.

### READ and INPUT

Data to be read or inputted may not be a variable or arithmetic expression, but it may be a Hex or Octal constant in Extended BASIC. Strings to be read or input may be enclosed in quotation marks, which allow leading and trailing blanks, commas, and colons to be included in the string:

```
10 READ A,A$:DATA &H3FF,"
    COMMA, COLON:"
```

There are several standard methods of speeding up Microsoft BASIC programs. First of all, *GOTOs* and *GOSUBs* work faster if the line referenced is either near the beginning of the program or immediately after the line with the *GOTO* or *GOSUB*. Hex and Octal constants are evaluated much faster than decimal ones. Programs will run faster if the most often used variables are created first. Also, every time a simple variable is created, all the arrays are moved to make room for it, so if large arrays are used, all simple variables should be declared before the arrays are dimensioned. Finally, Color BASIC 1.2 and Disk BASIC 1.1 have a new interpret loop that only scans the keyboard before each statement if at least one key is down. With either of these ROMs or the equivalent in RAM, execution is speeded up by varying amounts depending on program content.

### DIM

Besides dimensioning arrays, *DIM* may be used to create a list of simple variables. A program that declares all of its variables and then dimension its arrays with a statement like `DIM A,B,C,I,X,Y,A$,B$,A(1000),B$(50)` will run faster than one that doesn't.

### Relational and Logical Operators and IF/THEN

The Color BASIC manual gives a list of BASIC operators on Page 306 but doesn't define most of them. The relational operators ("`=`", "`>`", "`<`", "`>=`", etc.) with numeric operands give a value of -1 if the expression is true, or 0 if it is false. For example, `PRINT B>=C` gives -1 if B is greater than or equal to C, or 0 if B is less than C. Relational operators used with string operands compare them alphabetically. AND and OR convert each expression to a 16-bit integer and do the correct logical operation to get the result. For example, a binary 0111 *ANDed* with 1110 equals binary 0110:

```
PRINT 7 AND 14
```

gives 6= 0110 binary. The *NOT* operator has one operand and simply complements each bit. This has the effect of turning a -1 into a 0 or a 0 into a -1. According to the Color BASIC manual, *IF/THEN* "tests the relationship" and acts accordingly. Actually, *IF* simply evaluates a numerical expression and takes 0 as false and anything else as true. Therefore, `X= A=1 AND B>6: IF X THEN PRINT B` is the same as `IF A=1 AND B>6 THEN PRINT B` and `IF Y THEN 300` may be substituted for `IF Y<>0 THEN 300`.

### NEXT

Like most Microsoft BASICs, Color BASIC allows *NEXT* without a variable to close the last loop entered. Also, statements of the form `NEXT X,Y,Z` may be used to close multiple loops.

### INKEYS

*INKEYS* does not simply return the key being pressed at the instant it is executed. Before each BASIC statement is executed, the keyboard is tested and if a new key is pressed (other than *SHIFT* @ or *BREAK*) its value is stored at \$87. *INKEYS* tests this address, and if a key has been pressed, it returns a string with that character and stores a 0 in \$87. Otherwise, *INKEYS* scans the keyboard again and if a new key is pressed, it uses it for the string. This sometimes causes *INKEYS* to eat a *BREAK* character and return a `CHR$(3)`. If you want to have a program stop and wait for the user to

press a key, it is best to use a routine like:

```
60000 IN$=INKEYS
60010 IN$=INKEYS: IF IN$=""
    THEN 60010
60020 IF IN$=CHR$(3) THEN STOP
60030 RETURN
```

Where the first *INKEYS* clears out any key that may have been previously pressed, and Line 60020 tests for the *BREAK* key.

### Joystick Buttons

According to the manual, *PEEK* (65280) returns 255 or 127 if neither joystick button is pressed, 126 or 254 if the right button is pressed, or 125 or 253 if the left button is pressed. Obviously this cannot be correct when both buttons are pressed at once. To separate the button bits from each other as well as from the keyboard scan inputs which appear in the same byte, it is much better to use the *AND* operator with lines like:

```
10 IF (PEEK(65280) AND 1)=0
    THEN ? "RIGHT BUTTON"
20 IF (PEEK(65280) AND 2)=0
    THEN ? "LEFT BUTTON"
30 GOTO 10
```

### RND

According to the Color BASIC manual, *RND* returns a random integer between one and its argument, which is supposed to be greater than one. This works fine; however, it is not the only way to use *RND*. For arguments in the range between zero and one, *RND* returns one. But *RND(0)* returns a number in the range of  $0 \leq X < 1$ . This is the way "standard" BASIC defines *RND(0)*. For arguments less than zero, *RND* returns a value which is not random but actually is dependent only on the argument. More importantly, using *RND* with a negative argument sets Color BASIC's random seed value at \$116-\$119 according to the argument. A statement like `X=RND(-TIMER)` in Extended BASIC randomizes the random number generator much as the Level II *RANDOM* statement does. Note that Radio Shack's newsletter once recommended `A=RND(TIMER)` to do this, but this positive argument does not randomize anything. This feature can also be used to "unrandomize" the seed: `X=RND(-6)` or any negative constant executed at the beginning of a program or routine using *RND* will cause the same "random" number sequence each time the program or routine is run.





# Now Available By Express Order At Your Local **Radio Shack**<sup>®</sup> Store!

## The Library Concept

State of the Art, Quality, Integrity, Compatibility and Affordability. Five things good software must possess. Five things that epitomize the **VIP Library**<sup>™</sup>. Each program is the diamond of its class, true excellence. These programs are first in features, first in power, first in memory, and all are affordably priced.

## State Of The Art

All **Library** programs are written in machine code specifically for the Color Computer, to work without the interference of a separate operating system such as FLEX. From this comes speed and more workspace for you. Unlike other programs for the Color Computer which are said to be 64K compatible, **VIP Library**<sup>™</sup> programs are not limited to between 24 and 30K of workspace in 64K. **Library** programs have Memory Sense with BANK SWITCHING to fully use all 64K, thus giving up to 51K with a disk version and up to 53K with a tape version.

## Easy To Use

Each **Library** program was carefully designed to be extremely easy to use. Built-in on-screen help tables are at your fingertips, as are menus of all kinds. Every effort is made to use logical, intuitive and easy-to-remember commands. The manuals have been thoughtfully prepared to cover every aspect of the program, and they have complete tutorials to get you going right away. We set the standard!

## Lowercase Displays

State-of-the-Art graphics allow instant use of four display colors, and eight lowercase displays featuring descending lowercase letters. You can select from 51, 64 or 85 columns by 21 or 24 lines per screen, with wide or narrow characters in the 64 display. These screens provide a pleasant and relaxing way to perform your tasks, with as much text on the

---

*"... PICTURE getting your instantaneous investment report over the phone, using it in your spreadsheet calculation, generating a report, and writing a memo including that report and data from your database with your word processor, and all this with VIP Library™ programs ..."*

---

screen as is possible. Each program is easy to learn and a joy to use. We take pride in the stringent testing done to make these programs perform flawlessly. Every feature, every convenience, sleek, simple and elegant.

## Total Compatibility

All **Library** programs are compatible. Transfer and use of files between programs is easy and carefree. What's better, when you have learned one program the others will come easy. And every program is the best of its kind available.

## The Library Programs

For your writing needs is the **VIP Writer**<sup>™</sup>, and its spelling checker, the **VIP Speller**<sup>™</sup>. For financial planning and mathematical calculations you can use the **VIP Calc**<sup>™</sup>. To manage your information and send multiple mailings there is the **VIP Database**<sup>™</sup>. For sending all these files to and from home or the office and for talking to your friends you can have the **VIP Terminal**<sup>™</sup>. Finally, to fix disks to keep all your **Library** files in good repair we offer the **VIP Disk-ZAP**<sup>™</sup>.

## Mini Disk Operating System

The Disk versions each have a Mini Disk Operating System which will masterfully handle from 1 to 4 drives. It offers smooth operation for such features as the ability to read a directory, display free space on the disk, kill files, save and automatically verify files, and load, rename and append files. **Library** programs simply do not have the limitations of BASIC.

## Professionalism

Each volume of the **Library** is beautifully bound in a cloth-bound, gold embossed binder, and comes with a matching slipcase to protect your investment.

The **Library** will grace your work area with the professionalism it deserves. Welcome the **VIP Library**<sup>™</sup> into your home and office.

Radio Shack is a registered trademark of Tandy Corporation.  
©1983 by Softlaw Corporation

# VIP Writer™

By Tim Nelson

**RATED TOPS IN RAINBOW, HOT COCO,  
COLOR COMPUTER MAGAZINE & COMPUTER USER**

Includes  
VIP Speller  
at no  
additional  
cost!!

The most powerful and easy-to-use word processor is available in the showpiece and workhorse of the Library: **VIP Writer™**. Because of its undisputed superiority over all Color Computer word processors, it was selected by Dragon Data Ltd. of England and TANO in the U.S., to be the Official Word Processor for their line of Dragon microcomputers.

The result of two years of research, the **VIP Writer™** offers every feature you could desire from a word processor. It is the most powerful, fastest, most dependable and most versatile. With the hi-res display, workspace and compatibility features built into the **Library** the **Writer** is also the most usable.

"... Nearly every feature and option possible to implement on the Color Computer. The design of the program is excellent; the programming is flawless." October 1983 "Rainbow"

"Among word processors for the CoCo, VIP Writer stands alone as the most versatile, most professional program available." May 1984 "Computer User"

"Word processing with VIP Writer is like driving a high-performance vehicle... This Ferrari of a package has more features than Telewriter, Easywriter (for the IBM PC), or Applewriter." October 1983 "Hot CoCo"

The **Writer** will work with you and your printer to do things you always wanted to do. Every feature of your printer can be put to use, every character set, every graphics capability at any baud rate, **EVEN PROPORTIONAL SPACING**. All this with simplicity and elegance. You can even automatically print multiple copies.

Although all versions feature tape save and load, the disk version provides the Mini Disk Operating System common to the whole **Library**, plus disk file linking for continuous printing.

## Professional features of particular note:

- Memory-Sense with **BANK SWITCHING** to fully utilize 64K, giving not just 24 or 30K, but up to 53K of workspace with the tape version and 50K with the disk version.
- **TRUE FORMAT WINDOW** allowing you to preview the printed page **ON THE SCREEN BEFORE PRINTING**, showing centered lines, headers, FOOTNOTES, page breaks, page numbers, & margins in line lengths of up to 240 characters. It makes **HYPHENATION** a snap.
- A **TRUE EDITING WINDOW** in all 9 display modes for those extra wide reports and graphs (up to 240 columns!).
- **FREEDOM** to imbed any number of **PRINTER CONTROL CODES** anywhere, **EVEN WITHIN JUSTIFIED TEXT**.
- Full 4-way cursor control, sophisticated edit commands, the ability to edit any **BASIC** program or **ASCII** textfile, **SEVEN DELETE FUNCTIONS**, **LINE INSERT**, **LOCATE AND CHANGE**, wild card locate, up to **TEN SIMULTANEOUS** block manipulations, word wrap around, programmable tabs, display memory used and left, non-breakable space, and headers, footers and **FOOTNOTES**.
- Automatic justification, automatic pagination, automatic centering, automatic flush right, underlining, superscripts, subscripts, pause print, single-sheet pause, and print comments.
- Type-ahead, typamatic key repeat and key beep for the pros, **ERROR DETECTION** and **UNDO MISTAKE** features, 3 **PROGRAMMABLE** functions, auto column creation, and an instant on-screen **HELP TABLE**.

Radio Shack Catalog No. 90-0141

**32K (Comes with tape & disk) \$69.95**

# VIP Speller™

**WITH A 50,000 WORD INDEXED DICTIONARY!**

By Bill Argyros

Gone are the eyestrain, boredom and fatigue from endless proof-reading. **VIP Speller™** is the fastest and most user-friendly speller for your CoCo. It can be used to correct any ASCII file — including **VIP Library™** files and files from **Scrispit™** and **Telewriter™**. It automatically checks files for words to be corrected, marked for special attention or even added to the dictionary. You can even view the word in context, with upper and lowercase. **VIP Speller™** comes with a specially edited 50,000 word dictionary which, unlike other spellers for the CoCo, is indexed for the greatest speed. The shorter your file, the quicker the checking time. And words can be added to or deleted from the dictionary or you can create one of your own. **VIP Speller™** also comes with the **Library's** mini disk operating system.

Radio Shack Catalog No. 90-0142

**32K DISK ONLY \$49.95**

Lowercase displays not available with this program.



# VIP Calc™

By Kevin Herrboldt

You can forget the other toy calcs — The real thing is here! No other spreadsheet for the Color Computer gives you:

- **20 ROWS BY 9 COLUMNS ON THE SCREEN AT ONCE**
- **LOWERCASE LETTERS WITH DESCENDERS**
- **UP TO 16 CONCURRENT DISPLAY WINDOWS**
- **FLOATING-POINT MATH**
- **CHOICE OF SINGLE AND DOUBLE PRECISION**
- **WORKS WITH BASE 2, 10, AND 16 NUMBERS**
- **UP TO 512 COLUMNS BY 1024 ROWS**
- **USER DEFINABLE WORKSHEET SIZE FOR MORE MEMORY**
- **LOCATE FUNCTION TO FIND CHECK NUMBERS, NAMES, ETC.**
- **COLUMN/ROW MULTIPLE SORTS**
- **PROGRAMMABLE FUNCTIONS**
- **IMBEDDABLE PRINTER CONTROL CODES**
- **21 ALTERABLE PRINT FORMAT PARAMETERS**
- **ON-LINE HELP TABLES**
- **DOES NOT REQUIRE FLEX OR BASIC**

**VIP Calc™** is truly the finest and easily the most powerful electronic worksheet and financial modeling program available for the Color Computer. Now every Color Computer owner has access to a calculating and planning tool better than **VisiCalc™**, containing all its features and commands and then some, **WITH USABLE DISPLAYS**. Use **Visicalc** templates with **VIP Calc™**!

There's nothing left out of **VIP Calc™**. Every feature you've come to rely on with **VisiCalc™** is there, and then some. You get up to **5 TIMES** the screen display area of other spreadsheets for the Color Computer and Memory-Sense with **BANK SWITCHING** to give not just 24, or 30, but **UP TO 33K OF WORKSPACE IN 64K!!!** This display and memory allow you the **FULL SIZE, USABLE WORKSHEETS** you require. You also get: User definable worksheet size, up to 512 columns by 1024 rows! \* Up to **SIXTEEN VIDEO DISPLAY WINDOWS** to compare and contrast results of changes \* **16 DIGIT PRECISION** \* Sine, Cosine and other trigonometric functions, Averaging, Exponents, Algebraic functions, and **BASE 2, 8, 10 or 16** entry \* Column and Row, Ascending and Descending **SORTS** for comparison of results \* **LOCATE FORMULAS OR TITLES IN CELLS** \* Easy entry, replication and block moving of frames \* Global or Local column width control up to 78 characters width per cell \* Create titles of up to 255 characters per cell \* Limitless programmable functions \* Typamatic Key Repeat \* Key Beep \* Typeahead \* Print up to 255 column worksheet \* Prints at any baud rate from 110 to 9600 \* Print formats savable along with worksheet \* Enter **PRINTER CONTROL CODES** for customized printing with letter quality or dot matrix printer \* Combine spreadsheet tables with **VIP Writer™** documents to create ledgers, projections, statistical and financial reports and budgets. Both versions feature Tape save and load, but the disk version also has the Mini Disk Operating System of the entire **Library**.

Radio Shack Catalog No. 90-0143

**32K (Comes with tape & disk) \$69.95**

32K does not have hi-res displays, sort or edit.

# Check These Library Features:

- Fully CoCo 2 Compatible
- Nine Display Formats: 32 by 16, 51, 64, 85 by 21 or 24
- True Lowercase & Descenders
- Four Different Display Colors
- 32 & 64K Compatible
- Memory Sense - Bank Switching
- Up to 51K Disk, 53K Tape
- Mini Disk Operating System
- Cloth Binders With Slipcases

## VIP Terminal™

RATED BEST IN JANUARY 1984 "RAINBOW"

By Dan Nelson

From your home or office you can join the communication revolution. The **VIP Terminal™** opens the world to you. You can monitor your investments with the Dow Jones Information Service, or broaden your horizons with The Source of CompuServe, bulletin boards, other computers, even the mainframe at work.

For your important communication needs you've got to go beyond software that only lets you chat. You need a smart terminal so that you can send and receive programs, messages, even other **VIP Library™** files. **VIP Terminal™** has "more features than communications software for CP/M, IBM and CP/M 86 computers." Herb Friedman, Radio Electronics, February 1984.

**FEATURES:** Choice of 8 hi-res lowercase displays \* Memory-Sense with BANK SWITCHING for full use of workspace \* Selectively print data at baud rates from 110 to 9600 \* Full 128 character ASCII keyboard \* Automatic graphic mode \* Word mode (word wrap) for unbroken words \* Send and receive **Library** files, Machine Language & BASIC programs \* Set communications baud rate from 110 to 9600, Duplex: Half/Full/Echo, Word length: 7 or 8, Parity: Odd/Even or None, Stop Bits: 1-9 \* Local linefeeds to screen \* Save and load ASCII files, Machine Code & BASIC programs \* Lowercase masking \* 10 Keystroke Multiplier (MACRO) buffers to perform repetitive pre-entry log-on tasks and send short messages \* Programmable prompt or delay for send next line \* Selectable character trapping \* Send up to ten short messages (KSMs), each up to 255 characters long, automatically, to save money when calling long distance.

All versions allow tape load and save of files and KSMs, but the disk version also has the Mini Disk Operating System.

Radio Shack Catalog No. 90-0139

32K (Comes with tape & disk) \$49.95

(Tape comes in 16K but without hi-res displays)

**Now Available  
By Express Order  
At Your Local  
Radio Shack™  
Store!**

Radio Shack is a registered trademark of Tandy Corporation.

## VIP Database™

"ONE OF THE BEST" JULY 1984 "RAINBOW"

By Tim Nelson

This high speed MACHINE LANGUAGE program fills all your information management needs, be they for your business or home. And it does so better than any other database program for the Color Computer, featuring machine code, lowercase screens and mailmerge capabilities. Inventory, accounts, mailing lists, family histories, you name it, the **VIP Database™** will keep track of all your data, and it will merge **VIP Writer™** files.

The **VIP Database™** features the **Library** Memory Sense with BANK SWITCHING and selectable lowercase displays for maximum utility. It will handle as many records as fit on your disk or disks. It is structured in a simple and easy to understand menu system with full prompting for easy operation. Your data is stored in records of your own design. All files are fully indexed for speed and efficiency. Full sort of records is provided for easy listing of names, figures, addresses, etc., in ascending or descending alphabetic or numeric order. Records can be searched for specific entries, using multiple search criteria. With database form merge you may also combine files, sort and print mailing lists, print "boiler plate" documents, address envelopes - the list is endless. The math package even performs arithmetic operations and updates other fields. Create files compatible with the **VIP Writer™** and **VIP Terminal™**. Unlimited print format and report generation with the ability to imbed control codes for use with all printers.

As with all other **Library** programs, the **Database** features the powerful Mini Disk Operating System.

Radio Shack Catalog No. 90-0140

32K DISK \$59.95

64K Required for math package & mail merge

## VIP Disk-ZAP™

RAVED ABOUT IN THE APRIL 1983 "RAINBOW!"

By Tim Nelson

Your database file disk, form letter disk, or BASIC program disk goes bad. An I/O error stops loading, or even backing up of the disk. Weeks, even months of work sit on the disk, **irretrievable**. Now catastrophic disk errors are repairable, quickly and with confidence, using the **VIP Disk-ZAP™**. It is the ultimate repair utility for simple and quick repair of all disk errors. Designed with the non-programmer in mind, the **VIP Disk-ZAP™** will let you retrieve all types of bashed files, BASIC and Machine Code programs.

This high-speed machine code disk utility has a special dual cursor screen display to look at the data on your disk. You are able to: Verify or modify disk sectors at will \* Type right onto the disk to change unwanted program names or prompts \* Send sector contents to the printer \* Search the entire disk for any grouping of characters \* Copy sectors \* Backup tracks or entire disks \* Repair directory tracks and smashed disks \* Full prompting to help you every step of the way \* 50-plus page Operators Manual which teaches disk structure and repair.

Radio Shack Catalog No. 90-0144

16K DISK \$49.95

Lowercase displays not available with this program.



To Order Direct



**1-800-328-2737**

Order Status and Software Questions call 1-805-968-4364

MAIL ORDERS: \$3.00 U.S. Shipping per product (\$5.00 CANADA; \$10.00 OVERSEAS). Personal checks allow 3 weeks.

*SoftLaw*

132 Aero Camino 1-805-968-4364  
Goleta, California 93117 U.S.A.

TRS-80 is a trademark of Tandy Corp. VisiCalc is a trademark of VisiCorp.

©1983 by Softlaw Corporation

# Play Together, Learn Together

*Alas, home is where homework must be done. Even the name of the activity undermines the process of learning. It is called work and not discovery or learning or fun. Therefore, the extension of school into home becomes negative reinforcement. Homework is something undesired but endured by the kid, enforced by the parent because someone says it must be done. Frequently, homework is used as punishment.*

— Laran Stardrake

By Bob Albrecht and Ramon Zamora  
Rainbow Contributing Editors

"School Is In The Heart of a Child" is for parents of quite young children. We want to help you work and play with your three- to eight-year-old child and learn to use computers as a joyful family experience. We want to suggest ways to incorporate the home computer as another means to encourage your child's independence, growth, and control over his own life. See the pride on her face as she directs the computer to do what she with deliberation selects. See her head gears switch to "on" as she progresses step-by-step with your presence and caring direction.

We will explore (we hope, with *your* help) the following:

- Specific "teaching" techniques so that the discovery can be the child's own.
- Critical evaluation of software based on extensive playtesting in family and related environments.
- Additional resources to consult; books, magazines, software publishers, networks, etc.
- Suggestions for interludes and fun times away from the computer (a must): call the librarian for specific information; watch a TV program together and discuss it; work together as volunteers in a community project; take a spring (or fall or winter or summer) awareness walk . . .
- Whatever we learn from families we work with in Menlo Park or from you, our readers. Let's pool our knowledge. Let's share our experiences as we all learn from our children.

We also provide small programs you can type in and use right now.

Copyright© 1984 by DragonQuest, P.O. Box 310, Menlo Park, CA 94026.

*(Well-known author Bob Albrecht also writes the "Game Master's Apprentice" feature for The Rainbow each month. Ramon Zamora is author and co-author of several books, co-founder of ComputerTown USA!, and currently designing computer games for kids at Child Ware Corp. in Menlo Park, Calif.)*

**W**e were pleasantly surprised to find a new version of the game *Reverse*, by Donald Clerc, in the July 1984 issue of THE RAINBOW. *Reverse*, invented by Peter Lynn Sessions, was first published in *People's Computer Company*, volume 1, number 5, May 1973. PCC was the first periodical devoted entirely to personal access to computers. People's Computer Center, where *Reverse* was invented, was the first storefront, open-to-the-public computer center, way back in 1972.

To play *Reverse*, you begin with a scrambled list of numbers and try to put them in order with the smallest number on the left and the largest on the right. For example, start with this list:

2 5 1 4 3

We want to put the list in the following order.

1 2 3 4 5

Each turn, you can reverse the first two numbers, or the first three numbers, or the first four numbers, or all five numbers. Let's reverse the first three numbers.

Original List: 2 5 1 4 3  
Reverse 3: 1 5 2 4 3

We reversed the first three numbers.

Well, that put one in the first position but, alas, the rest of the list is still scrambled. What to do? Just for fun, let's reverse all five numbers.

3 4 2 5 1

Hmmm . . . that didn't help much. Oh well, let's reverse two.

4 3 2 5 1

That's better! Carry on, please. Can you complete the task with three more reversals? Remember, you can reverse numbers only from the left end. You can reverse two numbers, or three numbers, or four numbers, or five numbers. Okay, you can also reverse one number, but that doesn't change anything!

Now try some of these. In each case, we tell you how many reversals you can do it in.

- 1) 5 4 3 2 1 One reversal.
- 2) 4 5 3 2 1 Two reversals.
- 3) 2 1 4 5 3 Three reversals.
- 4) 3 2 5 4 1 We did this one in six reversals, then we tried another way and did it in only four reversals.

Yes, *Reverse* is a great game! We encourage you to play paper-and-pencil *Reverse* with your kids. It's OK to start with real easy lists such as 321 or 231 or (surprise!) 123.

"Mariko, suppose we start with 1 2 3. How many should we reverse?"

Mariko looks askance and huffs, "Robert, those numbers are already in their proper place!"

The *Reverse* universe is expanding. Thanks, Donald Clerc, for showing us a new variation in the July issue of THE RAINBOW. We suggest more variations.

- 1) The original game: Numbers 1 to N (N = 9).
- 2) Other numbers: N numbers from a given set of numbers. For example, up to nine numbers in the range 1 to 20.
- 3) Alphabet *Reverse*: Put letters in order.
- 4) Shape *Reverse*: Put shapes in order. For example, scramble these shapes:



- 5) Color tones. Associate a tone with something visual and put the tones (scale of C?) in ascending order.

Then think about double *Reverse*. Start with rows and columns of numbers.

```
7 2 4
5 9 1
8 3 6
```

Put the numbers in order, as follows.

```
1 2 3
4 5 6
7 8 9
```

You can reverse two or three numbers from the left in any row or from the top in any column. More about this next time.

If all the above and a little bit more came on one cassette or one disk for a 16K CoCo, we would sure be inclined to like it!

Thanks, Peter Lynn Sessions, wherever you are, for inventing a great game.

## Guess My Word

We have several simple word games in mind to give to you. We'll begin with a game to guess a three-letter word. Here are the words.

```
30000 REM**WORD LIST
30100 DATA ADD, AGE, AIR, ALL, AND
30110 DATA ANT, ANY, ARE, ARM, ASK
30200 DATA BAD, BAG, BAT, BED, BEE
30210 DATA BIG, BOW, BOX, BOY, BUS
30220 DATA BUT, BUY
30300 DATA CAN, CAP, CAR, CAT, COW
30310 DATA CRY, CUP, CUT
30400 DATA DAY, DIE, DIG, DOG, DOT
30410 DATA DRY, DUG
30500 DATA EAR, EAT, EGG, END, EYE
30600 DATA FAN, FAR, FAT, FEW, FIT
30610 DATA FIX, FLY, FOX, FUN, FUR
30700 DATA GAS, GEE, GET, GNU, GOT
30800 DATA HAT, HAY, HEN, HER, HIM
30810 DATA HIP, HIS, HIT, HOP, HOT
30820 DATA HOW, HUG
30900 DATA ICE, IMP, INK, ITS
31000 DATA JAM, JAR, JET, JOB, JOG
31100 DATA KEY, KID
31200 DATA LAY, LEG, LET, LID, LIE
31210 DATA LOT, LOW, LUG
31300 DATA MAD, MAN, MAP, MAY, MIX
31310 DATA MOP, MUG
31400 DATA NAP, NET, NEW, NOD, NOT
31410 DATA NOW, NUT
31500 DATA ODD, OFF, OLD, ONE, OUR
31510 DATA OUT, OWN
31600 DATA PAL, PAN, PAT, PAY, PEA
31610 DATA PEN, PET, PIE, PIG, PIN
31620 DATA POT, PUT
31800 DATA RAN, RAT, RAW, RED, RUB
31810 DATA RUG, RUN
31900 DATA SAD, SAT, SAW, SAY, SEA
31910 DATA SEE, SET, SEW, SHE, SIP
31920 DATA SIT, SIX, SKY, SON, SUN
32000 DATA TAG, TAN, TAP, TAX, TEA
32010 DATA TEN, THE, TIE, TOE, TOO
32020 DATA TOP, TOY, TRY, TUG, TWO
32100 DATA UFO, USE
32200 DATA VAN, VOW
32300 DATA WAG, WAS, WAY, WEB, WET
32310 DATA WHO, WHY, WIN, WON
32500 DATA YAK, YAP, YES, YOU
32600 DATA ZAP, ZEN, ZOO
32700 DATA ***
```

Look at the list. You will see that the A's begin at Line 30100, the B's at Line 30200, the C's at Line 30300, and so on. The Z's begin at Line 32600 and Line 32700 contains an end-of-data flag, \*\*\*. There is plenty of room for you to add

additional words, perhaps from a book you and your child like to read together.

We encourage you to put this word list on a tape cassette or disk. We will use it again in future games. We'll describe the rest of the game a block at a time. First, we want to reserve memory space for strings and for a string array to hold up to 200 words. Our list has 179 words, including \*\*\*. If you add a lot of new words, you may have to change Line 110.

```
100 REM**GUESS MY WORD SCH 8-1
110 CLEAR 2000: DIM WORD$(200)
120 CLS
130 PRINT "GUESS MY WORD GAME"
140 PRINT
150 PRINT "I'M MEMORIZING WORDS.
"
```

Next, we want the CoCo to read the words from the *DATA* statements, store them in the array *WORDS*, and count the words as they are stored.

```
200 REM**READ & COUNT WORDS
210 NW = 0
220 NW = NW + 1
230 READ WORD$(NW)
240 IF WORD$(NW)<>"***" THEN 220
250 NW = NW - 1
```

Look at the word list. The first word (ADD) is stored in *WORDS*(1), the second word (AGE) is stored in *WORDS*(2), and so on. ZOO is put into *WORDS*(178) and \*\*\* goes into *WORDS*(179). Since \*\*\* is not really a word, Line 250 subtracts one from NW to make it 178, the number of actual words in the *DATA* statements.

The CoCo is ready to play, so let's tell people how to play.

```
300 REM**TELL HOW TO PLAY
310 CLS
320 PRINT "I'LL THINK OF A 3-LET
TER WORD."
330 PRINT "MY WORD IS BETWEEN AA
A AND ZZZ."
340 PRINT
350 PRINT "MY LOWEST 'WORD' IS A
AA."
360 PRINT "MY HIGHEST 'WORD' IS
ZZZ."
370 PRINT:PRINT "PRESS ANY KEY A
ND WE'LL PLAY";
380 XX = RND(NW): IF INKEY$=""
THEN 380
390 PRINT
```

Think of a mountain with AAA at the bottom and ZZZ at the top. If the CoCo's secret word is FUN and you guess CAT, it will tell you to try a higher word. If you guess SKY, it will tell you to try a lower word.

What about Lines 370 and 380? They "spin" the random number wheel until you press a key. Thus, you will probably

start with a different word each time you enter and run the program.

The CoCo now picks a secret word at random from the list stored in *WORDS*. Then it asks for your guess.

```
400 REM**PICK A RANDOM WORD
410 RW = RND(NW): W$ = WORD$(RW)
499 '
500 REM**GET GUESS
510 PRINT: INPUT "YOUR GUESS";G$
```

The CoCo's secret word is called W\$ and your guess is called G\$. If you didn't guess the word, block 600 gives you a hint and goes back for another guess.

```
600 REM**IF INCORRECT, GIVE CLUE
610 IF G$<W$ THEN PRINT "TRY A H
IGHER WORD": GOTO 510
620 IF G$>W$ THEN PRINT "TRY A L
OWER WORD": GOTO 510
```

If you guess the word, the CoCo goes on to block 700 and gives you your reward.

```
700 REM**WINNER!
710 CLS
720 PRINT "THAT'S IT! YOU GUESSE
D MY WORD."
730 FOR K=1 TO 50
740 : SP = RND(507)
750 : TN = RND(255)
760 : PRINT @SP, W$;
770 : SOUND TN, 1
780 NEXT K
```

Finally, your always-ready, ever-patient CoCo tells you how to play again.

```
800 REM**TELL HOW TO PLAY AGAIN
810 PRINT @448, CHR$(30)
820 PRINT @480, "TO PLAY AGAIN,
PRESS SPACE" CHR$(30);
830 K$=INKEY$:IF K$="" THEN 830
840 IF K$="" THEN 310 ELSE 830
```

Enter the program, including our word list or one of your choosing, and play. Here is a game we played.

I'LL THINK OF A 3-LETTER  
WORD. MY WORD IS BETWEEN  
AAA AND ZZZ.

MY LOWEST 'WORD' IS AAA.  
MY HIGHEST 'WORD' IS ZZZ.

YOUR GUESS? ■

What word shall we guess? Let's try CAT. We typed CAT and pressed the ENTER key.

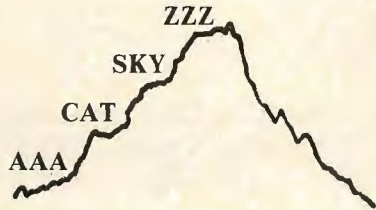
YOUR GUESS? CAT  
TRY A HIGHER WORD

YOUR GUESS? ■

Higher word? Oh, "higher in the alphabet" or "up the mountain towards ZZZ." So next we tried SKY.

YOUR GUESS? SKY  
TRY A LOWER WORD

YOUR GUESS? ■



Hmmmm. What would happen if . . . well, let's try it. We typed just the letter M.

YOUR GUESS? M  
TRY A HIGHER WORD

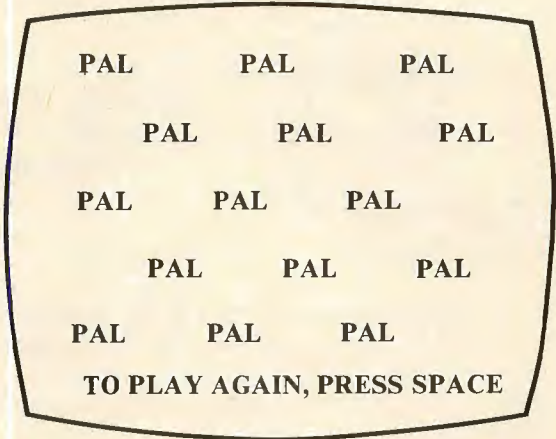
YOUR GUESS? ■

Okay! We now know the CoCo's word is higher than M and lower than SKY. How about PET?

YOUR GUESS? PET  
TRY A LOWER WORD

YOUR GUESS? ■

In three more guesses, we guessed the CoCo's secret word, which was PAL. Wow! The CoCo put PAL all over the screen and made all kinds of crazy sounds (see block 700). Then it told us how to play again.



We hope you and a child try this game. It's okay to let the

# BASEBALL FANS !!

## COLOR-STAT STRATEGY

### BASEBALL GAME

32 K DISK  
EXT BASIC  
COLOR COMPUTER



**27.95**  
& 2.50 postage  
and handling

Replay Any Season

YOU ARE THE MANAGER

BRETT & DAWSON      AARON & PALMER



-- YOU SET THE TEAMS --  
- SOLITAIRE OR HEAD TO HEAD -



SEND CHECK  
OR MONEY ORDER

TO: PINTO PRODUCTS  
718 Fiji Circle  
Santa Ana, CA 92704



**PARENTS!**  
GET A KID  
**HOOKED**  
ON COMPUTERS

Send for our unique **LOGO STARTER** program. Use it with your 16K Color Computer and Color LOGO from Radio Shack (Cat. No. 26-2722).

Teachers agree: LOGO is the best way to introduce children to computers. Now, with **LOGO STARTER** you won't have to read a book or instruction manual. Just load the **LOGO STARTER** tape.

Your child will draw exciting designs right from the start. You won't waste your time on a lot of tedious typing. And your child will be on the way to computer literacy.

**\$13.95**

### SPEED READING

Busy executives! Students! Increase your reading speed dramatically.

Best available speed reading program for the CoCo. Reading material appears on the TV screen at the speed you select, training you to read faster. You can even change the speed while reading.

Complete with 6 different text selections. Plus a drill to improve visual span and perception.

**\$17.95**



### WILD PARTY

A naughty, sexy computer game for 2 to 6 couples. RAINBOW: "Would definitely liven up most parties."

**\$27.95**

All programs on cassette tape for 16K Color Computer. Ext'd BASIC not required. Prices include postage (PA resid. add 6%). Send check to Dept. R, P.O. Box 210, Jenkintown, PA 19046.

**b & b software**




# Sweeten Your School Year . . .

## FOR THE PRESCHOOLER

Practice reading skills with

### PreReader



**\$19.95 - Tape**  
**\$24.95 - Disk**  
**32K ECB**

Your young learner will earn three separate rewards for each correct answer. Graphics and music make learning drills for colors, shapes, numbers, capital and small letters and sounding out words fun!

## IS SOCIAL STUDIES ON YOUR SCHEDULE?

### The Great USA



**16K and 32K ECB versions  
on the same Tape - \$19.95**  
**32K Disk - \$24.95**

An entertaining alternative to memorizing those states and capitals. Really learn them! Also, abbreviations and nicknames. More on 32K version.

see us at  PRINCETON

## FOR THE CHILD WHO BRINGS HOME SPELLING LISTS

Learn your spelling, vocabulary, even foreign language words with

### GALACTIC HANGMAN

**16K and 32K ECB versions  
on the same Tape - \$17.95**

700 words included.

Graphics, animation, and sound effects combine for a great reward!



## The Presidents of the United States



**16K and 32K versions  
on the same Tape - \$24.95**  
**32K Disk - \$29.95**

A study mode and two separate games will help you learn about each of our Presidents. Which one strove for a Great Society? Who was impeached? Who was assassinated?

- 100% Machine Language
- Menu-oriented
- User modifiable (this could very important after November 4).

**SUGAR SOFTWARE**  
2153 Leah Lane  
Reynoldsburg, Ohio 43068

Phone (614) 861-0565 for same day service.



Add \$1.00 per tape for postage and handling. Ohioans add 5.5% sales tax. COD orders are welcome. CIS orders EMAIL to 70405, 1374. Dealer inquiries invited.



# ... With A Little Sugar

## DOES GRAMMAR MAKE YOU GROAN?

Now it will make you grin!  
Master the parts of speech with



Nouns, verbs, adjectives, adverbs, even gerunds  
will be a snap for you as you create silly stories.

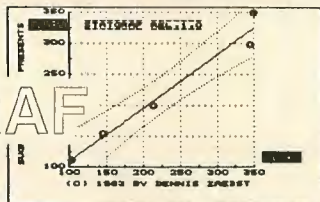
**16K ECB Tape with 2 stories - \$19.95**  
**32K Disk with 2 stories - \$24.95**  
**32K Disk with all 62 stories - \$49.95**

see us at  PRINCETON

## ADVANCED MATH? CHEMISTRY? PHYSICS?

THEN YOU MAY NEED  
THE REGRESSION ANALYSIS  
AND GRAPH PLOTTING  
CAPABILITIES OF STATGRAF  
IN ORDER TO DO YOUR WORK

STATGRAF



**32K ECB Tape - \$24.95**  
**32K Disk - \$29.95**

- Plot up to 250 pairs of x,y data on one graph
- Plot multiple data sets
- Transform data: logs, square root, inverse, exponential, additive codes
- Powerful data editor
- Calculate, display, and plot residuals

## FOR THE TEACHER



Bus lists?  
Class lists?  
Honor roll?  
Absentee reports?

database  
management  
system

Just enter the information for each student once!  
Using the powerful sort, search and print utilities,  
print the exact information you want in the exact  
order you need it! Great for coaches, scout lead-  
ers, collectors and small businesses, too!

**16K required;**  
**32K recommended;**  
**Disk compatible. \$24.95**

## DO YOU LIKE FANCY LETTERS TO MAKE YOUR REPORT COVERS, TITLES, OR YOUR CLASS SCHEDULE?

Try

## The CoCo Calligrapher

**32K ECB  
Tape \$24.95  
Disk - \$29.95**

Requires a Bit mode print-  
er. Works with most Epson,  
Okidata, Gemini 10X, R.S.  
Line Printer VII, DMP 100.

CDEFGHI A B C D E F  
NOPQRST MN O P Q R  
efghijklmni S abcdefghi

- Three different type styles
- Upper and lower case
- Save and retrieve data

**90ABCDEF**  
**TUVWXYZ**  
**qrstuvw**

A complete catalog of other sweet Sugar Software products is available.  
Dealer inquiries invited. No refunds or exchanges.

## RETIRE EARLY? WHY NOT!

**HOW? PRACTICE THRIFT AND  
PLAN WISELY. THE THRIFT IS UP TO  
YOU, BUT FOR PLANNING . . .**

**YOU NEED THE**

## RETIREMENT PLANNING MODEL



### ABOUT RETIREMENT PLANNING

By the year 2010, today's \$8800 auto will cost \$40,000 if inflation averages 6%. Inflation makes retirement planning essential. Proper retirement planning requires a complex year-by-year analysis which must consider these factors:

- \* Your investment program
- \* Tax-deferred savings
- \* Social Security
- \* Inflation
- \* Pension
- \* Taxes

### START NOW

Start your planning now. Try different retirement ages and vary your investment program goals. The objective is to develop a plan for early retirement which eases doubt regarding your future financial security.

### WHAT THE MODEL DOES

First, the model helps you organize your present assets. The model then projects these assets, along with estimated pension and social security, to the retirement age you select. Based on this projection, a detailed cash flow analysis is conducted for each year of your retirement.

The factors listed above are considered in all calculations. Each analysis stops when your funds deplete or when the analysis carries to the age of 100. The model is designed for "what if" analysis and optional printer output.

AN ESSENTIAL TOOL FOR COMPREHENSIVE  
RETIREMENT PLANNING

\*\*\*\*\*

FULLY DOCUMENTED

### ABOUT THE AUTHOR

From the author of "Real Estate Investment," "Bond Analysis," "Owner Financed Real Estate" and "Homeowner Selling Analysis" as featured by Petrocci Freelance Associates.

REQUIRES 16K EXTENDED  
COLOR BASIC

ILL. RESIDENTS ADD  
8% SALES TAX

SEE RAINBOW REVIEW  
JULY 1984

"...RPM does exactly what it  
says it will do in fine style."

TAPE \$34.95  
DISK \$39.95

A&P SOFTWARE  
P.O. Box 202  
Glenview, IL  
60025



young player look at the word list before playing or even while playing. Keep a children's dictionary handy in case the CoCo's word is new to the child. Play together, learn together! Invent some strategies for guessing the CoCo's word in the fewest guesses. Next time, we will suggest some strategies.

### PlayTest Impressions

Sheri Bakun reports on *Mr. Cocohead* from Computer Island.

Using *Mr. Cocohead*, the pre-schooler can create a great variety of faces on the computer screen. Even very young children (ages three and four) can create faces with this game. To draw a face, the child chooses from a selection of head shapes, noses, eyes, mouths, ears, hair, and even glasses. The selection of each facial feature involves merely pressing the key designated for that attribute. For example, each time the letter 'E' is pressed a new pair of eyes appears. Other keys cause the face to wink one eye and to "speak" by printing a message using the child's name.

A feature of *Mr. Cocohead* that was greatly enjoyed by our playtesters is the ability to add to a picture by placing any number of large colored S shapes anywhere on the screen. Five-year-old Rob delighted in using the S's to add gigantic ears to one face he designed, and a neck and shoulders to another. When the S's are moved over areas of the screen that have drawing on them this drawing is erased, thus giving the young artist even more control in creating the picture. However, this ability to erase makes this feature difficult for younger children.

*"Using Mr. Cocohead, the pre-schooler can create a great variety of faces on the computer screen. Even very young children (ages three and four) can create faces with this game."*

We recommend *Mr. Cocohead* for the pre-school child. It teaches keyboard familiarity, is easy to use, and most of all it's fun to play.

(*Mr. Cocohead* from Computer Island, 227 Hampton Green, Staten Island, NY 10312. 16K Extended Color BASIC cassette for \$16.95. Backup copy on reverse side of cassette. Loading time 1 minute 15 seconds.)

### Help!

If your home has a kid, three to eight years old, and a CoCo, please share your experiences in using your CoCo with your child. If you write to us, please tell us if it is okay to print all or part of your letter in this column. ComputerKid, P.O. Box 310, Menlo Park, CA 94026.

# Lil' Ole Interest Monitor



By Francis S. Kalinowski

**H**ave you noticed the many lil' ole persons in teller lines at banks, savings and loan associations, and credit unions? They smile while visualizing little goldpiles stashed away in various accounts. They are the prudent ones who moved their savings to insured money market certificates and other higher interest bearing accounts. They smile in anticipation, awaiting each monthly statement to see how their goldpiles have grown.

If you are smiling for the same reason, key in and run *Lil' Ole Person's Goldpile*. This program will broaden your grin with a detailed printout and/or display of how your stashed accounts are growing.

*(Francis Kalinowski is retired after 28 years in the U.S. Air Force service in aircraft and radar maintenance, followed by 20 years of technical writing on commercial digital electronics equipment and systems. He spends most of his free time developing printer color art programs on three different computers.)*

*Lil' Ole Person's Goldpile* runs in a 16K CoCo with Extended Color BASIC. It uses 4821 memory bytes with REMs and 3344 bytes without them. All REMs may be removed without affecting program operation.

The program accepts user inputs for up to 11 money accounts and their interest rates. If a printout is requested, the program calculates and prints accounts and earnings information for each day of a selected compounding period. Incrementing day, daily and total interest, and grand total counters appear on the monitor during printout and display only runs.

The program is arranged to minimize RAM space requirements and search time. User input and one-time functions are placed in the last two-thirds of the program. The main operating loop, located in the program's first one-third, is preceded only by frequently *GOSUB*ed routines. *FOR/TO* loops initially build and subsequently update all account variable arrays.

Figure 1. Normal character printout (up to 5 accounts)

```

LIL' OLE PERSON'S GOLDPILE
PRINTED FOR COCO 04/15/83.
*****
NO.  ACCNT 1  ACCNT 2  ACCNT 3  ACCNT 4  TODAY'S  ACCUMLTD  GRAND
DAYS  .055 %   .063 %   .075 %   .098 %   INTEREST  INTEREST  TOTAL
=====
START 1000.00  2000.00  3000.00  4000.00  0.00000  0.00  10000.00
  1   1000.15  2000.35  3000.62  4001.07  2.1863  2.19  10002.19
  2   1000.30  2000.69  3001.23  4002.15  2.1868  4.37  10004.37
  3   1000.45  2001.04  3001.85  4003.22  2.1873  6.56  10006.56
  4   1000.60  2001.38  3002.47  4004.30  2.1878  8.75  10008.75
  5   1000.75  2001.73  3003.08  4005.37  2.1883  10.94 10010.94
=====
THIS WAY LIL' OLE COCO CAN EARN  $10.94
AND END UP WITH $10010.94 IN JUST 5 DAYS.
*****
    
```

**Figure 2. Compressed character printout (6-11 accounts)**

LIL' OLE PERSON'S GOLDBILE  
PRINTED FOR COCO 04/15/83.

```

=====
NO.  ACCNT 1  ACCNT 2  ACCNT 3  ACCNT 4  ACCNT 5  ACCNT 6  ACCNT 7  ACCNT 8  ACCNT 9  TODAY'S  ACCUMLTD  GRAND
DAYS  .055 %  .06 %  .07 %  .08 %  .09 %  .1 %  .105 %  .096 %  .085 %  INTEREST  INTEREST  TOTAL
=====
START 1000.00 2000.00 3000.00 4000.00 5000.00 6000.00 7000.00 8000.00 9000.00 0.0000 0.00 45000.00
  1  1000.15 2000.33 3000.58 4000.88 5001.23 6001.64 7002.01 8002.10 9002.10 11.0219 11.02 45011.02
  2  1000.30 2000.66 3001.15 4001.75 5002.47 6003.29 7004.03 8004.21 9004.19 11.0247 22.05 45022.05
  3  1000.45 2000.99 3001.73 4002.63 5003.70 6004.93 7006.04 8006.31 9006.29 11.0274 33.07 45033.07
  4  1000.60 2001.32 3002.30 4003.51 5004.93 6006.58 7008.06 8008.42 9008.39 11.0302 44.10 45044.10
  5  1000.75 2001.64 3002.88 4004.39 5006.17 6008.22 7010.07 8010.53 9010.48 11.0329 55.14 45055.14
=====
THIS WAY LIL' OLE COCO CAN EARN $55.14
AND END UP WITH $45055.14 IN JUST 5 DAYS.
=====

```

REMs describe functions performed by the various statements and statement groups. Table 1 lists the program's variables.

Statement 640 provides automatic character width switching for printers with normal and compressed character capabilities. This statement's MX-80 compressed character ON/OFF codes CHR\$(15) and CHR\$(18) must be changed to your printer's compressed/normal character codes. For example, use CHR\$(29) and CHR\$(30) when running a Microline 80 or 82A printer.

Delete statement 640 if your printer is limited to 80 or fewer characters. Also delete the 11 MAX FOR 132 COLUMNS half of statement 480. When applicable, change statement 480's first half to 3 MAX for a 64-column printer or 1 MAX for a 40-column printer.

PRINT#-2, USING commands provide columnar printouts of account amounts with decimal points aligned vertically. PRINT#-2, USING "#####.##";GT in statement 150 ensures to-the-penny printouts of grand totals up to \$99999.99.

**Program Operation**

The program starts with a graphic title that includes printer power and start-when-ready prompts. Pressing the spacebar clears the screen and begins a series of prompts for:

- Starting date (if printout selected)
- Account owner's name
- Number of accounts
- Number of compounding days
- Account amounts (up to 11)
- Account interest rates (up to 11)

Entering the last interest rate changes the screen to the program's operating display. The new display has day, daily interest, total interest, and grand total counters plus a graphic goldpile within a vault outline.

At this point, statement 640 checks the number of accounts entered (variable Y) and sets the printer's character width, as needed. The program also computes a title centering print tab value (PT, statement 650) before starting an accounts printout.

Printouts include a starting message, column headings, starting amounts (first line), and updated amounts for each day of the selected compounding period. Printouts are in

normal character width (Fig. 1) for up to five accounts and compressed character width (Fig. 2) for six to 11 accounts. Statement 640 may be deleted for normal character width printouts of up to 11 accounts on 132-column printers using 15-inch paper.

The program loops through statements 80-180 for daily recalculation and printout of all account amounts. The daily calculations also update the displayed day, interest, and grand total counters.

Statement 100 in the loop monitors total interest accumulation. Upon detecting an increase above a predetermined ratio (variable I, statement 760), statement 100 diverts control through grow-pile routine 40-70. This routine adds two gold bricks to the displayed goldpile. In extended runs, the

**Table 1. Program Variables**

	STRING VARIABLES
A\$	Account owner's name
B\$	Starting date
S\$	Option select
Z\$	"VAULT" color POKE code
	NUMERIC VARIABLES
AA(x)	Account amounts (11)
AN(x)	Account numbers (11)
C	STRING\$ character code
D	Incremented day
DD	Days in compounding period
DI	Daily interest total
DR(x)	Daily interest rates (11)
FL	First line flag
GT	Grand total
IE(x)	Daily interest amounts (11)
IR(x)	Annual interest rates (11)
P	Title PRINT@ positions
PT	Message printout tab value
T	Item printout tab value
TI	Total interest earned
X	FOR/TO loop integer
BEILQ	Grow-pile routine
RUVWZ	Parameters

1983 unit sales	Jan	Feb	Mar	Apr	May	Jun	Jul	Aug	Sep	Oct	Nov	Dec	Total	Average	Best	Worst		
Bach	136	139	119	161	130	104	84	121	95	115	75	161	1440	161	75			
Chalone	120	170	152	170	182	102	89	157	162	129	64	158		182	64			
Dolan	188	157	103	112	161	122	99	145	145	103				188	97			
Feagan	105	94	127	115	157	97	61	132	113					174	61			
Graham	135	135	183	116	151	104	86	149						183	63			
Harpel	134	102	190	161	180	85												
Jordan	105	109	188	171	120													
Latour	112	128	124	129														
Lucido	158	110																
Phelps	167																	
Prats																		
Schaeferle														193	78			
Taylor													145	190	88			
Torres					131								1620	135	177	105		
Turner				127	131								75	178	1635	136	190	75
Wehlen			145	142	154			137	125	106	60	151	1495	125	154	60		
	2312	2166	2387	2321	2401	1699	1439	2276	2242	2011	1318	2631	25203	2100				

# DYNACALC<sup>®</sup> FOR COCO DOS

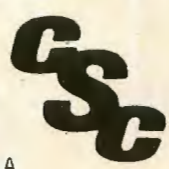
NO OTHER OPERATING SYSTEM NEEDED!

## THE BEST OF BOTH WORLDS!

available from



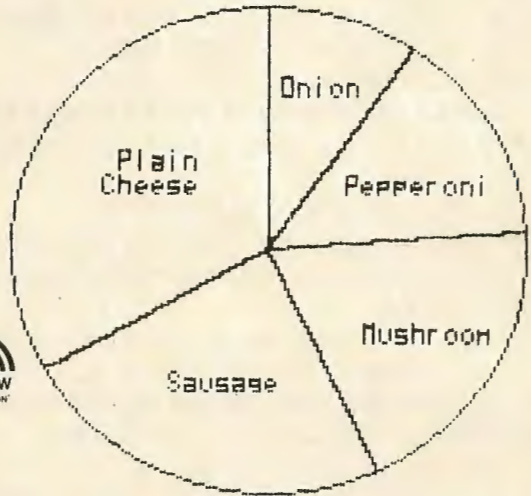
COMPUTER SYSTEMS CENTER  
13461 Olive Blvd.  
Chesterfield, MO 63017 USA  
(314) 576-5020



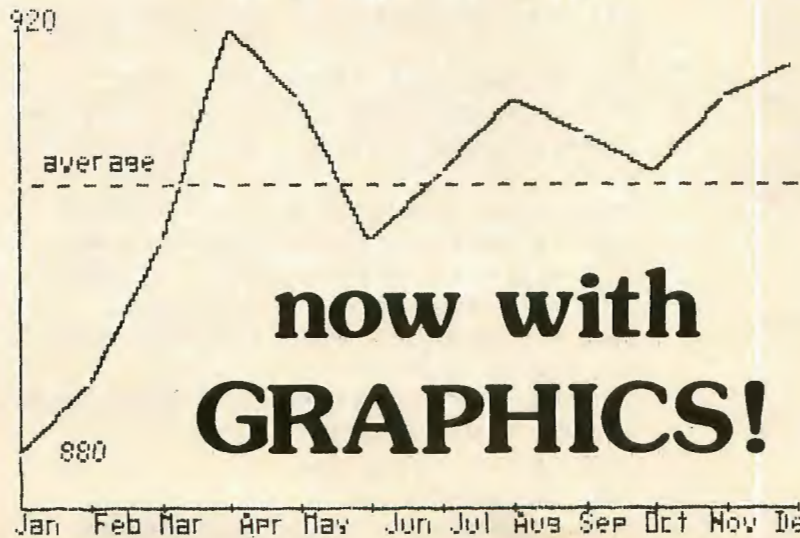
or your local DYNACALC dealer

**NOW ONLY \$99.95**

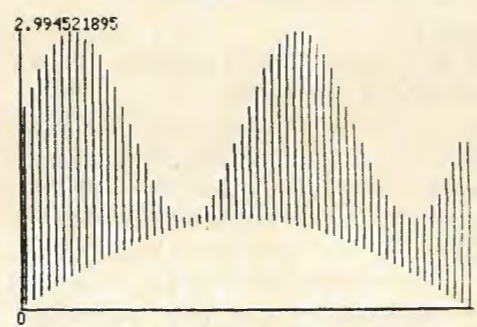
Price ~~\$150~~ postpaid in US & Canada.  
Outside North America add \$10 postage.



DYNACALC Reg. U. S. Pat. Off.



## now with GRAPHICS!



**CANADA**  
RGS MICRO INC.  
759, VICTORIA SQUARE 405  
MONTREAL H2Y 2J3  
TEL: (514) 287-1563  
ORDER LINE ONLY \*\*\*  
QUEBEC - ONTARIO - MARITIMES  
800-361-5338  
WESTERN CANADA 800-361-5155

grow-pile routine fills the vault then prints, "THE REST GOES TO FT KNOX."

Accounts printout and displayed counter updates continue to the last day of the selected compounding period. An ending message with earned and total amounts follows the last day's accounts printout line. A similar message appears on the monitor.

A display-only run operates similarly, except without the printout calculations and functions. Do a display-only run when you don't have a printer or just can't wait for a printout. The display run is ideal for previews of single or multiple account growth over short or long periods. Seeing even small amounts grow may convince you to stick your extra pennies into an interest bearing account instead of a sock or a cookie jar.

80.....	195
180.....	28
300.....	80
440.....	178
570.....	20
679.....	160
END ....	204

The listing:

```

0  '$$$$$$$$$$$$$$$$$$$$$$$$$$$$$$$$$$$$$$$$$$
0  '$ LIL OLE PERSON'S GOLDPILE $
0  '$   FOR 16K COCO WITH ECB   $
0  '$ (C)1983 BY: F. KALINOWSKI $
0  '$   16 N. ALDER DRIVE       $
0  '$   ORLANDO, FL 32807      $
0  '$$$$$$$$$$$$$$$$$$$$$$$$$$$$$$$$$$$$$$$$$$
9  'Initialize and jump to title
   routine.
10 CLS: CLEAR300: GOTO330
19 'Add accounts for day's total
20 GT=0: FORX=0TO10: GT=GT+AA(X): N
   EXT: RETURN
29 'Print line of symbols across
   printout if PS flag is set.
30 IFPS=0THENRETURNELSEPRINT#-2,
   STRING$( (Y*9)+32, C): RETURN
39 'Make goldpile grow.
40 IFE>52THEN70ELSEIF (V<8) OR (P<0
   ) THEN60
50 SET (L-P, V, 2): SET (R+P, V, 2): P=P
   -1: V=V-1: RETURN
60 E=E+1: P=E: V=31: IFE>29THENP=29
   : W=W+1: V=31-W: RETURNELSERETURN
70 PRINT@163, "OOPS! THIS VAULT
   IS FULL.": : PRINT@195, "THE REST G
   OES TO FT KNOX.": : RETURN
79 'Update interest earned and
   account amount variables.
80 FORX=0TOY-1: IE(X)=DR(X)*AA(X)
   : AA(X)=AA(X)+IE(X): NEXT
89 'Update day's interest.
90 DI=0: FORX=0TO10: DI=DI+IE(X): N
   EXT
99 'Update total interest.
100 TI=TI+DI: GOSUB20: IF TI>I THE

```

```

NGOSUB40: I=I+U
109 'Check printout flag.
110 IFPS=0THEN160
119 'Print START on first line.
120 X=0: IFFL=0THENPRINT#-2, "STAR
   T": : FL=1: X=0: ELSEPRINT#-2, USING"
   ### "; D;
129 'Update printout's account
   amounts.
130 PRINT#-2, USING"#####.## "; AA
   (X);
140 X=X+1: IFX<Y THEN130
149 'Update interest today and
   accumulated and grand total
150 PRINT#-2, USING" ##### "; DI
   ; : PRINT#-2, USING"#####.## "; TI;
   : PRINT#-2, USING"#####.##"; GT
159 'Update displayed interest,
   total $, and day counters.
160 PRINT@464, D; : PRINT@394, USING
   "$#####.##"; GT;
170 PRINT@64, USING"$$.###"; DI; :
   PRINT@79, USING"$#####.##"; TI;
179 'Test for last day of the
   accounting period.
180 D=D+1: IFD<DD+1THENBOELSED=D-
   1
189 'Shift printing tab if only
   one account.
190 IFPT<8THENPT=8
200 C=61: GOSUB30: CLS
209 'Display ending message.
210 PRINT@68, "THIS WAY, LIL' OLE
   "A$; : PRINT@135, "CAN EARN"; : PRIN
   T@144, USING"#####.##"; TI;
219 'Check printout flag.
220 IFPS=0THEN250
229 'Print ending message.
230 PRINT#-2, TAB(PT-8) "THIS WAY
   LIL' OLE "A$ " CAN EARN "; : PRINT#
   -2, USING"#####.##"; TI
240 PRINT#-2, TAB(PT-8) "AND END U
   P WITH "; : PRINT#-2, USING"#####.
   ##"; GT; : PRINT#-2, " IN JUST"D"DAY
   S.
250 PRINT@196, "AND END UP WITH A
   T LEAST": : PRINT@266, USING"#####
   .##"; GT: PRINT@328, "IN JUST"D"DAY
   S.
260 C=36: GOSUB30: IFPS=0THEN280
269 'Linefeed paper four lines.
270 FORX=1TO4: PRINT#-2, " ": NEXT
279 'Display options prompt.
280 PRINT@448, "WANT TO RUN MORE
   ACCOUNTS (Y/N)?" ;
290 S$=INKEY$: IFS$="Y" THEN310ELS
   EIFS$<>"N" THEN290
299 'Exit program.
300 CLS: END
309 'Zero all array variables.

```

# Elite·Calc™

ELITE·CALC is a powerful, full featured worksheet calculator designed especially for the Color Computer. Answer "what if" questions, prepare reports, maintain records and perform other tasks that, until now, required sophisticated business computers. ELITE·CALC is a serious tool for those who want to do more than play games.

**MAJOR features include:**

**Ease of use • Individual cell formulas • Copy Blocks of cells • Full cell-edit capability • Easy 132 column page width • Changeable Baud rates • Graph format for bar charts • Sort (ascending or descending) • Sample worksheets included.**

Single character commands • Help displays • 255 maximum rows • 255 maximum columns • Available memory always displayed • Insert, Delete, Move entire rows or columns • Replicate one cell to fill a row or column with selectable formula adjustment • All machine language for speed • Extended BASIC required for ROM routine calls • Automatic memory size detection for 16K, 32K, or 64K • >20K bytes storage available in 32K systems • Math operators: +, -, x, /, !, (, ) • Relation operators: =, >, <, <=, >=, <> • Logic Operations: AND, OR, NOT • Conditional Formula: IF, THEN, ELSE • Trig Functions: SIN, COS, TAN, ATN • Log Functions: LOG, EXP, SQRT • Misc. Functions: INT, FX, ABS, SGN, RND • Range Functions: SUM, AVERAGE, COUNT, MIN, MAX, LOOKUP • Definable constant table • User definable printer set-up commands • Individual column width setting • Left and Right cell contents justification • Full page formatting • Output ASCII file for word processor input capability • Memory resident code ... no repeated disk calls.

Specify: **Disk or Tape**

- Shipping from stock NOW

- Dealer Inquiries Invited.

Add \$2 Postage & Handling

PA residents add 6% sales tax

\* COLOR COMPUTER DATA BASE MANAGER \*

THE BEST FOR ONLY

**\$59.95**

see us at  PRINCETON

# Elite·Word™

Also Available On OS-9

THE SECOND GENERATION WORD PROCESSOR IS HERE! ELITE·WORD has many features not found in other word processors for the Color Computer. ELITE·WORD is an all machine language, high performance, Full Screen Editor which offers an ease-of-use that is simply incredible. ELITE·WORD also offers a printed output flexibility that can handle your sophisticated home and business applications.

**MAJOR features include:**

**Very easy to use • HELP display/Command prompts • Excellent for BOTH program editing and word processing • TWO text entry modes; Insert or Exchange • Auto Key-Repeat • Smooth display scroll for easier proof reading • True Upper/Lower case display with lower case descenders • Hi-Res text "View" mode displays text as it will be printed • Variable Text (Mail Merge) capability included free.**

32K RAM, Extended Basic required for ROM routine calls • Variable TAB stops • User definable Headers and Footers • Page Forward or Backward through text • Automatic text centering • Word-Wrap • True Block text Move, Delete, or Copy • Delete entire screen line • Back space and Delete • Delete character at cursor • Find or Replace a string • Two Hi-Res screen displays; 32 x 19 for text entry/editing, 64 x 19 for formatted text viewing • Over 22K file size in 64K machines • Easy generation of ASCII files • All I/O errors trapped and recoverable • Print Format features allow user to specify Line spacing, Top and Bottom Margin, Right-Side text Justification, Page Pause, Page Numbering, and much more ...

OS-9 is a trademark of Microware and Motorola.

THE BEST FOR ONLY

Specify

- Shipping from stock NOW

- Dealer Inquiries Invited.

Add \$2 Postage & Handling

PA residents add 6% sales tax

Tape \$59.95

RS Disk \$59.95

OS-9 Disk \$79.95

OS-9 & RS Disk \$109.95

# Elite·File™

THIS IS IT! ELITE·FILE is the Data Base Manager that Color Computer users have been waiting for. ELITE·FILE is for everyone who needs to store and retrieve information. ELITE·FILE is a full-featured relational Data Base Manager with all the editing and report formatting features that are typically found on much larger computer systems. Compare record structure flexibility, total record capacity, information processing ability, speed of program response, printed output flexibility, and you'll agree that ELITE·FILE may very well be the most powerful/useful program ever written for the Color Computer.

**MAJOR features include:**

**All machine language for speed • Flexible, user defined, data record structures • Up to 255 characters per record field • Up to 255 fields per record • Up to 2000 characters per record • Up to 4000 records per file • Up to 16 files can be open at the same time for information processing • Edit, Scan, Sort, Select Record Information; all done FAST • Output reports to Screen, Printer, or ASCII Disk file • Place output data by Field Name, with Custom Text anywhere on the printed page • Perform math operations (+, -, \*, /) between Field contents • Produce tabulated reports from multiple record contents • Generate column totals across record field contents.**

• Disk Only  
• Shipping NOW  
• Add \$2.50 Shipping  
• PA residents add 6% sales tax  
• Dealer inquiries invited

THE BEST FOR ONLY

**\$74.50**

"I was more than satisfied with Elite·Word ... After the review, I would not hesitate to compare it with the two best selling word processors. And my comparison places it at the top of the list."

-A. Buddy Hogan, RAINBOW

"Elite·Calc is a great spreadsheet program! This professional quality program has the performance required for serious home applications as well as small businesses."

-Stuart Hawkinson, RAINBOW

"Truly one of the best programs I have seen."

-John Steiner, MICRO

"Elite·Calc is an extremely powerful worksheet ..."

-Jack Lane, COLOR MICRO JOURNAL

"Bruce Cook's Elite·Calc is a very fine program indeed; potentially one of the great Color Computer Programs." "... a very impressive product."

-Scott L. Norman, HOT COCO

## Elite Software

Productive Programs for Serious Users

• Shipping from stock NOW •

Add \$2.00 Shipping (\$2.50 for Elite·File)

PA Residents add 6% Sales Tax

Dealer Inquiries Invited



Box 11224 • Pittsburgh, PA 15238 • (412) 795-8492

```

310 FORX=0TO10:AA(X)=0:AN(X)=0:IE(X)=0:IR(X)=0:NEXT
320 D=0:TI=0:DI=0:IE=0:FL=0:C=22
:W=0:CLS1:GOTO460
329 'Display title with printout
and start prompts.
330 P=50:X=27:PRINT@0,STRING$(46
,159)
340 PRINT@P,STRING$(X,159);:P=P+
33:X=X-2:IFX>6THEN340
350 PRINT@P,STRING$(35,159);:PRI
NTE@172,"LIL' OLE";
360 PRINT@236,"PERSON'S";:PRINT@
300,"GOLDDPILE";
370 PRINT@449,"DO YOU WANT A PRI
NTOUT (Y/N) ?
380 S$=INKEY$:IFS$="N"THEN400ELS
EIFS$<>"Y"THEN380
390 PS=1:PRINT@449," TURN PRI
NTER POWER ON. ";:GOTO410
400 PS=0:PRINT@449,STRING$(30,32
)
410 PRINT@483,"PRESS <SPACEBAR>
TO START.";
420 S$=INKEY$:PRINT@RND(26)+386,
"$";:IFS$<>" "THEN420
429 'Display printout specifica
tion prompts.
430 CLS1:PRINT@3,"LIL' OLE PERSO
N'S GOLDDPILE":PRINTSTRING$(32,36
)
440 IFPS=0THEN460
450 INPUT"WHAT'S THE START DATE
(MM/DD/YY)";B$
460 INPUT"WHAT IS THE ACCOUNT OW
NERS NAME";A$
470 PRINT"HOW MANY ACCOUNTS FOR
PROCESSING";
480 PRINT" (5 MAX FOR 80-COLUMN
PRINTER;":PRINT" 11 MAX FOR 132-
COLUMN PRINTER) OR FOR DISPLAY
ONLY.)";
490 INPUT"";Y
500 INPUT"HOW MANY COMPOUNDING D
AYS";DD
509 'Display account amount and
interest rate prompts.
510 CLS1:FORX=1TOY
520 PRINT"ACCNT"X"STARTING AMOUN
T ($)?
530 INPUT"";AA(X-1)
540 PRINT"ACCNT"X"INTEREST RATE
(.00)?
550 INPUT"";IR(X-1)
559 'Set growpile working limits
560 NEXT:CLS0:PRINTSTRING$(96,14
3);:V=31:L=31:R=32:E=22:P=22:RES
TORE
569 'Display interest, grand
total, and day counters.

```

```

570 PRINT@3,"LIL' OLE PERSON'S G
OLDDPILE";:PRINT@40,"(WATCH IT GR
OW!)
580 PRINT@66,"0.00 %TODAY $0
0.00 %TOTAL";
589 'Print 'VAULT'.
590 FORX=1261TO1266:READZ$:POKEX
,VAL(Z$):NEXT
599 'Draw vault outline.
600 FORX=0TO63:SET(X,7,8):NEXT:F
ORX=8TO31:SET(0,X,8):SET(63,X,8)
:SET(1,X,8):SET(62,X,8):NEXT
609 'Draw goldpile.
610 FORX=1TO199:NEXT:C=20:FORX=4
85TO206STEP-31:PRINT@X,CHR$(151)
;STRING$(C,159);CHR$(155);:C=C-2
:NEXT
620 PRINT@175,CHR$(151);CHR$(155
);:PRINT@394," $0000.00 ";:PRI
NTE@459," DAYS 00 ";
630 IFPS=0THEN750
639 'Switch printer's character
width mode, as needed.
640 IFY>5THENPRINT#-2,CHR$(15)EL
SEPRINT#-2,CHR$(18):' <MX80 CODES
(Change CHR$(15) and CHR$(18)
to your printer's compressed
character ON/OFF codes.)
649 'Compute tab value to center
the printout's title.
650 PT=INT((Y*9)+6)/2
659 'Print account listing title
660 PRINT#-2,TAB(PT-1)"LIL' OLE
PERSON'S GOLDDPILE
670 PRINT#-2,TAB(PT)"PRINTED FOR
"A$" "B$".
679 'Print column headings.
680 C=36:GOSUB30:PRINT#-2," NO."
;:X=1:FORT=6TOY*9STEP9
690 PRINT#-2,TAB(T)"ACCNT"X;:X=X
+1:NEXT
700 PRINT#-2,TAB(T)"TODAY'S";TAB
(T+9)"ACCUMLTD";TAB(T+19)"GRAND
710 PRINT#-2,"DAYS";:X=0:FORT=5T
OY*9STEP9
720 PRINT#-2,TAB(T)IR(X)"%";:X=X
+1:NEXT
730 PRINT#-2,TAB(T+1)"INTEREST I
NTEREST";TAB(T+20)"TOTAL
740 C=61:GOSUB30
749 'Compute daily interest rate
array variables.
750 FORX=0TOY-1:DR(X)=IR(X)/365:
NEXT:GOSUB20
759 'Compute growpile ratio.
760 U=INT(GT/4400):IFU<1THEN U=1
770 I=U:GOTO110
779 'Z$ data for POKES in 590.
780 DATA 22,1,21,12,20,58

```



# Multiple Choice Test Generator

By Gary Kinney

The multiple choice test generator is not new, but this one allows the easy use of subscripts and superscripts. Science and math require the extensive use of these. The printing program for the LP VII will print subscripts and superscripts of the numerals zero to nine, + and -. The printing program for the Gemini 10 will print any character as a subscript or superscript.

The test generator consists of two programs. The first program generates a file, allows loading or saving the file (tape or disk), adding to the file, editing the file, or deleting from the file. The second program formats the file for printing and prints the tests.

To create a file, load the program *MCQUIZ*. If you have Extended BASIC, the first time a program is run, you will have to type *PMODE 0:PCLEAR 1* before running or run the program twice. When the menu appears choose option two to create a new file. The screen will clear and you may begin typing in the questions. The computer will not allow input when executing the garbage routine, so you have to wait during this period. This will occur more often as the buffer becomes full so check

the screen for loss of the cursor. If an error occurs, you can usually recover the file, if you immediately *GOTO 40*. Save the file before proceeding and then go ahead with option two. The maximum number of questions is set by the value of *NQ* in Line 25, the clear in Line 20, and RAM size. The questions may be up to 256 characters long including formatting. Therefore, you should limit questions to seven screen lines (224 characters). To get a subscript, press the down arrow key then the first character of the subscript. When the down arrow key is pressed, an arrow pointing to the left will be printed on the screen to indicate a subscript. For multiple subscripts you must do this for each character of the subscript. For superscripts the same procedure is used except you use the up-arrow key and an arrow pointing up is printed on the screen. When you finish the question, press the *ENTER* key and type in the answers to the question. The answers should not be more than two screen lines long to avoid problems during printing or editing. At the end of each answer press *ENTER*. If you have fewer than four answers just press *ENTER* for a blank answer. When all answers are completed you then press the number of the correct answer. A prompt will appear on the screen; to continue entering questions press any key except 'M' or 'E'. 'M' will return you to the main menu and 'E' will place you into the edit mode.

Once in the edit mode, the cursor can be moved by using the arrow keys. Holding the key down will move the cursor repeatedly. The character under the cursor may be changed by typing the new character. The character to the left of the cursor may be deleted by using the *SHIFT* left arrow combination. A character may be added to the left of the cursor by pressing *CLEAR*, then pressing the character to be added. Changes in superscripts and subscripts can be made in the above manner except for the arrow characters. The arrow characters can only be added by using the insert mode. Once all changes have been made press *ENTER*. The answers will appear one at a time for editing in the same manner as the questions. When finished with each answer, press the *ENTER* key. After the last answer you will be returned to the main menu.

When the question file is complete, return to the main menu and *SAVE* using option four. You will be given the choice of saving the file to either tape or disk. The saved file can be loaded back in using option one and edited (option six), added to (option two) or deleted from (option five). The delete routine uses the high speed *POKE*, if this does not work on your computer, delete Lines 1450 and 1490.

The second program will print the multiple choice tests. Load the program *PRTGEM* or *PRTVII* and run. If you have the 1.0 BASIC ROM, you must load

---

*(Gary Kinney, a chemistry and physics teacher at Whitesboro Central High, has a master's degree in science. He also teaches computer programming to adults.)*

the eight-bit driver program before running *PRTVII*. To load from tape, change the *OPEN"1",#1,N\$* in Line 230 to *OPEN"1",#-1,N\$*, all *INPUT#1* in Line 240 to 290 to *INPUT#-1* and *CLOSE#1* in Line 310 to *CLOSE#-1*. The program uses the high speed *POKE* during formatting. If this does not work on your computer, remove the following lines: *PRTGEM 320,500;PRTVII 140,170, 320,500*. You will be asked to enter the name of the question file. The computer will then load the file, format the questions to prevent word splitting and insert the codes for the superscripts and subscripts. When formatting is complete you will enter the number of questions on the test. The computer will then randomly select the questions, randomize its answers and print the questions 10 to a page. When printing is complete, you are given the option of printing another test. If you choose to print another test, you may print another

test from the same file or add questions from another file to the questions already printed. Because of this last option, you may print a test of any length (maximum is value of *TQ* in Line 120) from several different files. The answers to the test will be printed on the next page at the end of each test.

These programs will work without Extended BASIC with the following changes:

*MCQUIZ*: for 16K change *CLEAR* (Line 20) to 6000 and *NQ* (Line 25) to 30.

Delete Lines 10, 780-810, 900-970, 990-1020, 1160-1290.

Change *LINEINPUT* to *INPUT* in Line 770 and 980.

*PRTGEM* or *PRTVII*: Make changes for tape input, for 16K RAM adjust *NQ* (Line 120) to 30 and *CLEAR*

(Line 110) to 6000.

Delete Line 100.

Add 120 *XX=RND(0):NQ=60:*

*TQ=99*

1080 *FOR SS=B TO*

*LEN(QQ\$)*

1085 *IF MID\$(QQ\$,SS,1)=*  
*CHR\$(94)THEN1100*

1090 *NEXT SS:RETURN*

1170 *FOR SS=B TO LEN*  
*(QQ\$)*

1175 *IF MID\$(QQ&,SS,1)*  
*=CHR\$(95)THEN1190*

1180 *NEXT SS:RETURN*

I have question files for high school chemistry and physics. Each file contains 25 questions and there are 20 files for each subject. If you would like either of these question files with these programs, send \$15, type of printer (Gemini 10 or LPVII), type of medium (tape or disk), whether you have Extended BASIC, and RAM size.

### Line Description

#### LPVII

10-130 SET UP  
140 HIGH SPEED POKE  
150 READ SUPERSCRIPTS  
160 READ SUBSCRIPTS  
170 SLOW SPEED POKE  
180-310 READ FILE  
320 HIGH SPEED POKE  
330-410 FORMAT FILE  
420-490 RANDOMIZE QUESTIONS  
500 SLOW SPEED POKE  
510-720 PRINT QUESTIONS  
730-820 CHOICE OF CONTINUING  
830-890 RANDOMIZE ANSWERS  
900-970 PRINT CORRECT ANSWERS  
980-1030 SKIP TO NEXT PAGE  
1040-1060 SAVE CORRECT RANDOM ANSWER  
1070-1150 CODE SUPERSCRIPTS  
1160-1220 CODE SUBSCRIPTS  
1230-1330 FORMAT QUESTION LINE LENGTH  
1340-1380 ANSWER PRINTING FORMAT  
1390-1460 DATA FOR SUPERSCRIPTS AND  
SUBSCRIPTS  
1470-1480 NAME PRINTING ROUTINE

#### PRTGEM

10-160 SET UP  
180-310 INPUT FILE  
320 HIGH SPEED POKE  
330-410 FORMAT FILE  
420-490 RANDOMIZE THE QUESTIONS  
500 SLOW SPEED POKE  
510-720 PRINTING TESTS  
730-820 CHOICES OF CONTINUING  
830-890 RANDOMIZE ANSWERS  
900-970 PRINT CORRECT ANSWERS  
1040-1060 SAVE CORRECT RANDOM ANSWER  
1070-1150 CODE SUPERSCRIPTS  
1160-1220 CODE SUBSCRIPTS  
1230-1330 FORMAT LINE LENGTH  
1340-1380 ANSWER PRINTING FORMAT

#### MCQUIZ

1-40 SET UP  
50-140 MAIN MENU  
160-430 INPUT ROUTINE  
440-750 EDITOR  
760-970 FILE INPUT  
980-1290 FILE OUTPUT  
1300-1370 INPUT THE CORRECT ANSWERS  
1380-1495 DELETE ROUTINE  
1450 HIGH SPEED POKE  
1490 SLOW SPEED POKE  
1500-1840 REPEATING CURSOR ROUTINES

#### Variables List

##### PRTGEM

Q\$ Questions  
ANS Answers  
RN Random question  
RA Random answer  
A Answer printing format  
CA Correct answer  
CB Correct answer of random question  
HT\$ Horizontal tab  
UL\$ Start underline  
UO\$ Stop underline  
DW\$ Double width print on  
DO\$ Double width print off  
NAS Prints name and line  
NQ Maximum number of questions in file  
TQ Maximum number of questions on test  
M Number of questions in file

##### PRTVII

Q\$ Questions  
ANS Answers  
RN Random question  
RA Random answer  
A Answer printing format

CA Correct answer  
 CB Correct random answer  
 SUS Codes for superscript  
 SDS Codes for subscripts  
 NQ Maximum number of questions in file  
 TQ Maximum number of questions on test  
 M Number of questions in file

MCQUIZ

NQ Number of questions in file  
 BS Questions  
 ANS Answers  
 CA Correct answers  
 N Number of questions

160..... 231	990..... 19
390..... 165	1240 ..... 71
590..... 167	1470 .... 179
760..... 183	end ..... 215

Listing 1:

```

1 *****
2 * MULTIPLE CHOICE TEST *
3 * OCTOBER 1983 *
4 * GARY KINNEY *
5 * 10 WHITFORD AVENUE *
6 * WHITESBORO, NEW YORK 13492*
7 *****
10 PMODE0:PCLEAR1
20 CLEAR 19500
25 NQ=60
30 DIM AN$(NQ,4),B$(NQ),CA(NQ)
40 SL=1055
50 CLS:PRINT@64," (1) LOAD FI
LE"
60 PRINT:PRINT" (2) ADD TO FI
LE"
70 PRINT:PRINT" (3) END"
80 PRINT:PRINT" (4) SAVE FILE
"
90 PRINT:PRINT" (5) DELETE FR
OM FILE"
100 PRINT:PRINT" (6) EDIT FIL
E"
110 Z%=INKEY$:IF Z%="" THEN 110
120 Z=VAL(Z%):IF Z<1 OR Z>6 THEN
110
130 IF N=0 AND Z>3 THEN 110
140 ON Z GOTO 760,160,150,980,13
80,440
150 CLS:END
  
```

```

160 CLS:N=N+1:B$(N)="" :PRINT"QUE
STION";N
165 N=N+1:B$(N)="" :PRINT"QUESTIO
N";N
170 PRINT CHR$(142);
180 A%=INKEY$:IF A%="" THEN 180
190 IF A%=CHR$(13) THEN 260
210 IF A%=CHR$(8) THEN B$(N)=LEF
T$(B$(N),LEN(B$(N))-1):GOTO240
220 IF A%=CHR$(10) THEN A%=CHR$(
95)
230 B$(N)=B$(N)+A%
240 PRINTCHR$(8);A%;CHR$(142);
250 GOTO 180
260 CLS
270 FOR I=1 TO 4
275 AN$(N,I)=""
280 PRINT:PRINT"ANSWER";I
290 PRINTCHR$(141);
300 A%=INKEY$:IF A%="" THEN300
310 IF A%=CHR$(13) THEN PRINTCHR
$(8):GOTO380
320 IF A%=CHR$(8) THEN AN$(N,I)=
LEFT$(AN$(N,I),LEN(AN$(N,I))-1):
GOTO 360
340 IF A%=CHR$(10) THEN A%=CHR$(
95)
350 AN$(N,I)=AN$(N,I) +A%
360 PRINTCHR$(8);A%;CHR$(141);
370 GOTO 300
380 NEXT I
390 GOSUB 1300
400 CLS:PRINT@128,"PRESS M TO
RETURN TO MENU E TO
EDIT ANY K
EY TO CONTINUE"
  
```

"Plug in Kits" for CoCos\* Including the new CoCo II from... *MetroKit Retrofit*

- EYE-BALL SAVER.** Flip easily from NORMAL VIDEO when using games, to REVERSE VIDEO when you write text. Ready to plug in. Price \$19.95....Order # MK 1233
- COCO SOUND.** Did you buy one of those video things to drive a monitor and now can't hear the sweet sounds of CoCo? No TV or external amp required. Price \$24.95....Order #MK 1235, for COCO IIs, order #MK 1235A
- COCO DRIVE.** Monochrome video driver. Make that text really readable. An improvement really worth plugging in. Price \$19.95....Order #MK 1236
- DELUXE VERSIONS** for #1 and #3 combination. Price \$29.95....#MK 1239

**METRO ELECTRONICS**, 5131 Mission St., San Francisco, CA 94112 (415) 333-1917 Established 1963

Terms: Check, Money order, Visa/Master. Add \$2.00 for Shipping and handling.

\* D & E Board will require soldering.

[California residents add sales tax]

+++++For COCO IIs, add "A" to part number.+++++

```

410 Z$=INKEY$:IF Z$=""THEN 410
420 IF Z$="M" OR Z$="m" THEN 50
425 IF Z$="E" OR Z$="e" THEN M=
N:GOTO 460
430 GOTO160
440 CLS:PRINT@64,"QUESTION TO ED
IT FROM 1 TO";N
450 INPUT M:IF M<1 OR M>N THEN 4
40
460 CLS:LB$="QUESTION":PRINTLB$;
M
470 PRINTB$(M):B$=B$(M):LN=0:GOS
UB 550:B$(M)=B$
480 CLS:LB$="ANSWER":X=0:LN=0
490 FOR I=1 TO 4
500 PRINT@LN,LB$:I
510 PRINTAN$(M,I):B$=AN$(M,I):GO
SUB550:AN$(M,I)=B$
520 LN=LN+128:SL=SL+128:X=0
530 NEXT I
540 SL=1055:GOTO 50
550 IF X<1 THEN X=1:P=PEEK(SL+X)
560 Z$=INKEY$:POKE(SL+X),P
570 IF Z$=CHR$(9) AND X<LEN(B$)+
1 THEN GOSUB 1500:GOTO560
580 IF Z$=CHR$(94) AND X>32 THEN
GOSUB1600:GOTO560
590 IF Z$=CHR$(12) THEN GOSUB680
:X=X+1:GOTO550
600 IF Z$=CHR$(10) AND X<LEN(B$)
-32 THEN GOSUB1800:GOTO560
610 IF Z$=CHR$(13) THEN RETURN
620 IF Z$=CHR$(8) AND X>1THEN GO
SUB1700:GOTO560
630 IF Z$=CHR$(21) AND X>1THEN B
$=LEFT$(B$,X-2)+RIGHT$(B$,LEN(B$
)-X+1):PRINT@LN+32,B$:X=X-1:GOTO
550
640 IF Z$<>" " AND LEN(B$)=>X AND
Z$<>CHR$(12) AND Z$<>CHR$(8) AN
D Z$<>CHR$(21) AND Z$<>CHR$(10)A
NDZ$<>CHR$(94) THEN GOSUB 720:X
=X+1:P=PEEK(SL+X):GOTO550
650 POKESL+X,207
660 FOR TD=1TO15:NEXT
670 GOTO 560
680 I$=INKEY$:POKESL+X,P:FORTD=1
TO15:NEXT:POKESL+X,207:IFI$=""TH
EN680
700 IF I$=CHR$(10) THEN I$=CHR$(
95)
710 B$=LEFT$(B$,X-1)+I$+RIGHT$(B
$,LEN(B$)-X+1):PRINT@LN+32,B$:RE
TURN
720 B$=LEFT$(B$,X-1)+Z$+RIGHT$(B
$,LEN(B$)-X):SC=ASC(Z$)
730 IF PEEK(282)<>255 THEN 750
740 IF SC>63 AND SC<97 THEN POKE
SL+X,SC:RETURN ELSE POKESL+X,SC+

```

```

64:RETURN
750 IF SC>63 AND SC<97 THEN POKE
SL+X,SC:RETURN ELSE IF SC>31 AND
SC<64 THEN POKESL+X,(SC+64):RET
URN ELSE POKESL+X,(SC-96):RETURN
760 CLS:PRINT:PRINT
770 LINEINPUT"NAME OF FILE ";N$
780 PRINT:PRINT:PRINT" (1) DISK
OR (2) TAPE"
790 Z$=INKEY$:IFZ$=""THEN790
800 Z=VAL(Z$):IF Z<1 OR Z>2 THEN
790
810 IF Z=1 THEN 900
820 CLS:PRINT@228," READING TAPE
"
830 OPEN"I",#-1,N$:INPUT#-1,N
840 FOR I=1TON
850 INPUT#-1,B$(I),CA(I)
860 FORJ=1TO4:INPUT#-1,AN$(I,J):
NEXTJ
870 NEXT I
880 CLOSE#-1
890 GOTO40
900 CLS:PRINT@228," READING DISK
"
910 M$=LEFT$(N$,8)
920 OPEN"I",#1,M$:INPUT#1,N
930 FORI=1TO N
940 INPUT#1,B$(I),CA(I)
950 FOR J=1TO 4:INPUT#1,AN$(I,J)
:NEXT J
960 NEXT I
970 CLOSE#1:GOTO40
980 CLS:LINEINPUT"NAME OF FILE "
;N$
990 PRINT@128," (1) DISK OR (2)
TAPE"
1000 Z$=INKEY$:IFZ$=""THEN1000
1010 Z=VAL(Z$):IF Z<1 ORZ>2 THEN
1000
1020 IF Z=1 THEN 1160
1030 CLS:PRINT@128,"INSERT TAPE,
PRESS PLAY AND RECORD"
1040 PRINT:PRINT"PRESS ENTER WHE
N READY"
1050 Z$=INKEY$:IFZ$=""THEN 1050
1060 IF Z$<>CHR$(13) THEN 1050
1070 CLS:PRINT@224," LOADING TO
TAPE"
1080 OPEN"O",#-1,N$
1090 PRINT#-1,N
1100 FORI=1TON
1110 PRINT#-1,B$(I),CA(I)
1120 FOR J=1TO4:PRINT#-1,AN$(I,
J):NEXTJ
1130 NEXT I
1140 CLOSE#-1
1150 GOTO40
1160 CLS:PRINT@128,"INSERT DISK,

```

```

PRESS ENTER WHEN    READY"
1170 Z$=INKEY$:IF Z$="" THEN 1170
1180 IF Z$(<>CHR$(13)) THEN 1170
1190 CLS:PRINT@223," SAVING DAT
A TO DISK"
1200 VERIFY ON
1210 M$=LEFT$(N$,B)
1220 OPEN"O",#1,M$
1230 WRITE#1,N
1240 FOR I=1TON
1250 WRITE#1,B$(I),CA(I)
1260 FORJ=1TO4:WRITE#1,AN$(I,J):
NEXTJ
1270 NEXT I
1280 CLOSE#1
1290 GOTO 40
1300 CLS
1310 FORI=1TO4
1320 PRINT(";I") ";AN$(N,I)
1330 NEXT I
1340 PRINT:PRINT"TYPE NUMBER OF
CORRECT ANSWER"
1350 Z$=INKEY$:IF Z$="" THEN 1350
1360 Z=VAL(Z$):IF Z<1 OR Z>4 THE
N 1350
1370 CA(N)=Z:RETURN
1380 CLS:PRINT@64,"QUESTION TO D
ELETE FROM 1 TO";N
1390 INPUT M:IFM<0 OR M>N THEN 1

```

```

380
1400 CLS:PRINT"QUESTION";M
1410 PRINTB$(M)
1420 PRINT@448,"IS THIS THE CORR
ECT QUESTION?"
1430 Y$=INKEY$:IF Y$="" THEN 1430
1440 IF Y$(<>"Y" AND Y$(<>"y") THEN
40
1445 IF M=N0 THEN 1490
1450 POKE65495,0
1455 FOR D=M TO N-1
1460 B$(D)=B$(D+1):CA(D)=CA(D+1)
1470 FOR E=1 TO 4:AN$(D,E)=AN$(D
+1,E):NEXT E
1480 NEXT D
1490 POKE65494,0
1495 N=N-1:GOTO40
1500 FORTD=1TO25:NEXTTD:X=X+1:P=
PEEK(SL+X):POKESL+X,207
1510 IF PEEK(344)<>247 OR X>LEN(
B$) THEN RETURN
1520 POKESL+X,P:X=X+1:P=PEEK(SL+
X):POKESL+X,207
1530 FORTD=1TO10:NEXT TD
1540 POKESL+X,P:GOTO1510
1600 FORTD=1TO25:NEXTTD:X=X-32:P
=PEEK(SL+X):POKESL+X,207
1610 IF PEEK(341)<>247 OR X<32 T
HEN RETURN

```

## CY-BURNET-ICS

Specialist in educational software for your CoCo. Developed by educators to be teacher and student friendly. Special features include AUTO RUN, MENU DRIVEN, TALKING AND NON TALKING VERSIONS, and REWARDS. All programs are 16K Extended BASIC unless otherwise noted.

### ADDITION

Preschool - 5th  
8 Levels  
(C) \$29.95 (D) \$32.95

### MULTIPLICATION

2nd grade - H.S.  
6 Levels  
(C) \$15.95 (D) \$18.95

### BEAT-THE-COMPUTER

**MULTIPLICATION**  
3rd grade - ADULT  
Timed game vs. computer  
while practicing multiplication.  
(C) \$15.95 (D) \$18.95

### BEFORE/BETWEEN/AFTER NUMBER DRILL

Preschool - 5th  
(RAINBOW Review May '84)  
(C) \$29.95 (D) \$32.95

### NUMBER READINESS

Preschool - 1st  
Matching numbers with  
graphic display.  
32K Extended Basic.  
(C) \$24.95 (D) \$27.95

### ALPHABET\*

Preschool - 1st  
(RAINBOW Review Dec. '83)  
6 Levels  
(C) \$29.95 (D) \$32.95\*

### CLOCK ARITHMETIC\*

7 Levels  
Kindergarten - 3rd  
(RAINBOW Review Feb. '84)  
32K Extended Basic.  
(C) \$29.95 (D) \$32.95

### SUBTRACTION

Kindergarten - 5th  
13 Levels  
32K Extended Basic  
(C) \$29.95 (D) \$32.95

### WIZARD!

Readable, elegant new  
character set for your  
Telewriter-64\* word processor.  
Crisp, calligraphic-style  
characters with **true lower-  
case descenders** install  
quickly in any CoCo system.  
(C) \$16.95

\*Telewriter-64 is a trademark of Cognitec

### PRIMARY NUMBER SKILLS

Preschool - 2nd  
11 Levels  
32K Extended Basic  
(C) \$29.95 (D) \$32.95

### NUMBER/COLOR WORD\*

Preschool - 2nd  
8 Levels  
32K Extended Basic  
(C) \$29.95 (D) \$32.95

### COLOR MAILBAG

Creates mailing list and  
address labels.  
(C) \$29.95 (D) \$32.95

### SINGLE DRIVE DISK BACKUP

Copy a complete disk in  
3 passes or fewer.  
64K Disk Basic (D) \$32.95

### "THE VOICE"

Make our programs talk by  
purchasing "THE VOICE"  
hardware speech synthesizer.  
Just plug into your ROM port  
and you're ready.  
"THE VOICE" \$79.95 (cass. or disk)  
Connect your Disk Drives  
and "THE VOICE" with Y CABLE.  
Y CABLE \$29.95

\*Please add \$5.00 for talking  
version of program. Both  
voice and non-voice versions  
provided with each talking  
program you order.

See you at  
**RAINBOWFEST/Princeton!!**

Send self-addressed, stamped envelope for free catalog.  
Board of Education requisitions honored.  
Dealer inquiries invited.

Add \$1.50 per program shipping and handling;  
Tennessee residents add 7% sales tax.


Mail check or money order to:

**CY-BURNET-ICS**  
5705 Chesswood Drive, Knoxville, TN 37912  
Phone 615-688-4865

# Learning\*Leisure:

## THE QUIZ MAKER for Students and Teachers by David Stanley

Now be able to create a test for any purpose. You choose the subject area and control the format. The many options of this program make studying interesting rather than tedious. You may have a question presented and you must type in the answer. You may have the answer flash on the screen, and you must type in the question. You may have a mixture of the above two formats. You may choose the flashcard feature that allows you to study before taking the test. You may add or change questions and answers. You may use short answer, fill-in, true/false, or multiple choice test. You may change the time limit for questions. Many more features, too. The printing command allows you to obtain hard copy of the entire test, or questions only, with space allowed for manual fill-in of the answer. This feature permits teachers to create exams or homework assignments. All tests may be saved and reloaded for future use. A program that does it all! Available in 32K E.B. \$27.95 disk or \$24.95 cassette.




## The Factory: FROM SUNBURST Strategies in Problem Solving

Grades 4-adult. Winner 1983 Learning Software Award. Recommended in Classroom Computer Learning, Courseware Report Card and Electronic Learning Unique three-level program challenges students to create geometric "products" on a simulated machine assembly line which the student designs. In the first part of the program, students learn how the available machines work. In the second part, they design their own assembly lines. In the third part, the computer challenges students to design an assembly line that will produce the product displayed on the screen. Three levels of difficulty develop inductive thinking, integrate skills such as visual discrimination and spatial perception, and promote an understanding of sequence, logic and efficiency. Diskette for 32K TRS-80 Color Computer with Extended Color BASIC. \$39.95




(212) 948-2748



## KING AUTHOR'S TALES by Steve Blyn

The creative writing tool you've been waiting for! This innovative program allows children in grades 2 to 6 to write compositions, book reports, or short stories and save them to files. The material can be reviewed, corrected, rewritten, saved, and reloaded at any time. It can then be changed over and over again, if desired. Included, as well, is a question and answer optional feature. The user may write a question and answer for each page of text. When the story is run, the question will appear after each page. The user types in the answer and the program responds, "Correct" or "Incorrect". Teachers may use this feature to create reading comprehension material for their classes. The child also has the option of creating a title page picture on the screen for each story. The drawing section has automatic key repeat for line drawing and allows for change of line colors. Pictures may also be saved. We have included a selection of stories and pictures with each program. King Author's Tales is available in 32K E.B. disk or 16 K E.B. cassette at \$29.95 for either version. Printer is optional, but recommended.

Now available — Talking King Author, a version made especially to work with Spectrum's and Speech Systems Voice Pak. You'll hear your story, too! Same great features at the same price.



see us at PRINCETON

## MATH TUTOR SERIES DIAGNOSTIC DISKS NEW By Ed Guy

These disks contain program series to give students practice in various mathematical operations and to give the teacher feedback on their progress. The feedback will give a "number right" report and also a diagnostic listing of where the student made an error, and how many times he used the "HELP" command featured in each program. Each student may do up to 10 examples, with at least 30 class sessions per disk. A password system prevents students from seeing the reports of others in the class. Results may be printed out on screen or line printer. The Arithmetic Diagnostic Disk provides practice in division, multiplication, factor operations and algebraic evaluation (primarily intended to teach the hierarchy of operations). The Fractions Diagnostic Disk provides practice in addition, subtraction, multiplication, and division of fractions. All problems lead students step by step through examples and contain many "HELP" commands. ARITHMETIC DIAGNOSTIC DISK — 32K E.B. — \$49.95. FRACTIONS DIAGNOSTIC DISK — 32K E.B. — \$49.95. DISK ONLY.



## The Pond: FROM SUNBURST Strategies in Problem Solving

Grades 2-adult. Winner 1983 Learning Software Award. Recommended in Classroom Computer Learning. A small green frog, lost in a pond of lily pads, helps students recognize and articulate patterns, generalize from raw data and think logically. In the practice option, students choose from six levels of difficulty, in which lily pads are displayed in increasingly complex patterns. The student must determine a pattern that will get the frog across the pond. In the game, students collect points by directing their frogs through as many ponds as possible in the fewest number of moves. Diskette for 32K TRS-80 Color Computer with Extended Color BASIC. \$39.95

# The best in software for kids!

## THE MONEY SERIES BY STEVE BLYN

**DOLLARS & SENSE 16K ECB \$14.95**  
Player buys familiar items using dollars and coins to practice using money correctly.

**McCOCO's MENU 16K ECB \$14.95**  
Learn to buy and add up your purchases from a typical fast-food restaurant menu.

**MONEY-PAK 32K ECB \$22.95**  
A combined and menu driven version of the above programs. Includes play money. Reviewed - Rainbow 7/83



## BEYOND WORDS 32K ECB \$19.95 Each

These Language Arts programs cover common misspellings, and synonyms/-antonyms on each level. Additionally, Level 1 tests contractions and abbreviations, Level 2 tests homonyms, and Level 3 tests analogies. Each program has 3 parts and contains over 400 questions and uses over 800 words. All tests are grade appropriate. User modifiable (directions included). Printer option.

Level 1 Grades 3-5  
Level 2 Grades 6-8  
Level 3 Grades 9-12

DISK VERSION Each \$23.95



## TREASURE HUNT by Art Provost 16K E.B. Tape Only \$19.95

Find you way to the treasure through a maze filled with objects to collect, warriors, thieves, secret passages, dark caves, hidden clues. Its all there for you to enjoy. Includes graphic illustration, animation, various levels of play for ages 6-12. Joystick required. Tape only.

NEW

## CROCODILE MATH 16K ECB E.B. \$17.95

An animated math game using hi-res graphics. A fish containing a problem moves toward a crocodile containing a possible answer. If the answer is true, open the crocodile's mouth with the joystick to eat the fish. If false, keep his mouth closed. Addition, subtraction, and multiplication examples on 3 levels, 3 speeds. Tape only. By Art Provost



## COLORGRADE 32K ECB \$29.95

A great aid to teachers. Records and calculates grades for up to 6 classes of up to 40 students each. Uses number or letter grades, named or numerical periods and gives a weighted average. Easy to use. Full directions. DISK ONLY. By David Lengel.

## THE MATH TUTOR SERIES 16K Ext.

These tutorials take the child through each step of the example. All programs include HELP tables, cursor and graphic aids. All allow user to create the example, or let the computer choose. Multi-level. Great teaching programs. By Ed Guy.

LONG DIVISION TUTOR \$14.95

MULTIPLICATION TUTOR \$14.95

FACTORS TUTOR \$19.95

FRACTIONS TUTOR (Addition) \$19.95

FRACTIONS TUTOR (Subtraction) \$19.95

FRACTIONS TUTOR (Multiplication) \$19.95

Any 2 FRACTIONS programs \$29.95



## EQUATIONS TUTOR 32K EB \$19.95

## FIRST GAMES by Panny Bryan 32K EB, tape \$24.95 disk \$27.95

First Games contains 6 menu-driven programs to delight and teach your early learners (ages 3-6). These games enrich the learning of colors, numbers, lowercase letters, shapes, memory, visual discrimination and counting.

## MATH INVADERS by David Steele 16K EB. \$17.95

A multi-level 'Space Invaders' type game to reinforce the 4 basic math operations (addition, subtraction, multiplication and division). Problems become more difficult as you progress. Hi-res. graphics, joystick required.

TAPE ONLY

## MORE LEARNINGWARE

(ALL PROGRAMS IN 16-K EXTENDED EXCEPT WHERE NOTED)

**CONTEXT CLUES** - by Steve Blyn - Multiple choice reading programs. Specify grade 4,5,6 or 7. each \$17.95

**VOCABULARY BUILDERS** - 32K - Great for test preparations. 200 questions, multiple choice, modifiable, printer option. I (grades 3-5), II (6-8) or III (9-12) each \$19.95

**READING AIDS 4-PAK** - Child creates own reading material. \$19.95

**GRAPH-IT** - by D.Steele - Graph sets of algebraic equations. \$14.95

**HISTORY GAME-32K**-by J. Keeling-"Jeopardy" type US facts game \$14.95

**KNOW YOUR STATES-32K**-by J.Keeling-Name all hi-res. states \$19.95

**MUSIC DRILL** - by D.Steele - Identify notes of many scales. \$19.95

**GRAPH TUTOR** - 32K - by C. Phillips - Create, use line, bar, pie pictographs. Hi-res \$19.95

**PRESCHOOL SERIES** - By J. Kolar. each \$11.95  
Pre. 1-Counting, number recognition; Pre. 2 - Simple Addition;  
Pre. 3 - Alphabet Recognition.

**FRENCH OR SPANISH BASEBALL** - By S. Blyn each \$11.95  
Vocabulary practice. 200 words. Modifiable. Specify language.  
Also in 32K (500 words) \$19.95

**HEBREW BULLETIN BOARD**-by J.Kolar-utility to print words. \$15.95

**HEBREW ALPHABET** - Learn the letters of this alphabet. \$11.95

**\*\*A BYTE OF COLOR BASIC** - Beginner's manual & exercises \$ 4.95

## FUN and GAMES

(ALL PROGRAMS IN 16-K EXTENDED EXCEPT WHERE NOTED)

**CIRCUS ADVENTURE**-by Steve Blyn 16K-Kids adventure game. \$11.95

**SCHOOL MAZE** - by Steve Blyn 16K - Kids graphic adventure. \$11.95

**HAMSTER HUNT** - by L&D Weston 32K - Beautiful graphics in this charming new kids adventure game. \$19.95

**MR. COCOHEAD** - by Steve Blyn - Create over 10,000 funny faces. Surprise commands. Very creative. \$16.95

**NAME THAT SONG I** - 72 kid's songs to guess. \$14.95

**NAME THAT SONG II** - 72 adult hits from the past 30 years. \$14.95

**HORSERACE** - by R&P Armstrong - Hi-res. race for all ages. \$11.95

ALL PAYMENTS IN U.S. FUNDS OVERSEAS ORDERS PLEASE ADD \$5.00 FOR SHIPPING



Dealers inquiries invited.



(212) 948-2748

Dept. R 227 Hampton Green, Staten Island, N.Y. 10312

Send for catalog with complete descriptions.

Please add \$1.00 per order for postage. N.Y. residents, please add proper tax. FREE set of BINARY DICE, including full directions, with orders of 2 or more items  
Authors: We are seeking quality children's software for leisure or learning. Write for details. Top Royalties.

TRS-80 Color Computer. TDPSYSTEM 100.

SOFTWARE NOW AVAILABLE IN AUSTRALIA FROM  
SOFTWARE SPECTRUM, GPO BOX 2101, ADELAIDE, SA 5001  
FOR YOUR CONVENIENCE

Blank Cassettes with Labels	3 For \$ 2.00
Popular Brand Diskettes	3 For \$10.00
Disk Head Cleaner Kit	each \$25.00
Looseleaf Diskette File (hold 4)	2 For \$ 3.00



Dept. R 227 Hampton Green, Staten Island, N.Y. 10312



```

1620 POKESL+X,P:X=X-32:P=PEEK(SL
+X):POKESL+X,207
1630 FORTD=1T010:NEXT TD
1640 POKESL+X,P:GOTO1610
1700 FORTD=1T025:NEXTTD:X=X-1:P=
PEEK(SL+X):POKESL+X,207
1710 IF PEEK(343)<>247 OR X<2 TH
EN RETURN
1720 POKESL+X,P:X=X-1:P=PEEK(SL+
X):POKESL+X,207
1730 FORTD=1T010:NEXT TD
1740 POKESL+X,P:GOTO1710
1800 FORTD=1T025:NEXTTD:X=X+32:P
=PEEK(SL+X):POKESL+X,207
1810 IF PEEK(342)<>247 OR X>LEN(
B*)-32 THEN RETURN
1820 POKESL+X,P:X=X+32:P=PEEK(SL
+X):POKESL+X,207
1830 FORTD=1T010:NEXT TD
1840 POKESL+X,P:GOTO1810

```

200.....	175
460.....	60
700.....	1
950.....	89
1210 ....	163
END ....	201

Listing 2:

```

10 * *****
20 * PRINTING TEST LPVII *
30 * OCTOBER 1983 *
40 * GARY KINNEY *
50 * 10 WHITFORD AVENUE *
60 * WHITESBORO,NEW YORK 13492*
70 * *****
100 PMODE0:PCLEAR1
110 CLEAR 19500
120 XX=RND(TIMER):NQ=60:TQ=99:CL
S
130 DIM Q*(NQ),AN*(NQ,4),RA(NQ),
RN(NQ),A(NQ),CA(NQ),CB(TQ),SU*(1
1),SD*(10)
140 POKE65495,0
150 FOR I=0T011:SU*(I)=CHR*(18):
FORJ=1T05:READS:SU*(I)=SU*(I)+CH
R*(S):NEXTJ:SU*(I)=SU*(I)+CHR*(1
28)+CHR*(30):NEXTI
160 FOR I=0 TO 9:SD*(I)=CHR*(18)
:FORJ=1T05:READS:SD*(I)=SD*(I)+C
HR*(S):NEXTJ:SD*(I)=SD*(I)+CHR*(
128)+CHR*(30):NEXTI
170 POKE65494,0
180 CLS:PRINT"READ DATA DISK":PR
INT
190 PRINT"INSERT DISK":PRINT
200 PRINT"PRESS ENTER WHEN READY
":PRINT

```

```

210 A*=INKEY$:IF A*<>CHR*(13) TH
EN 210
220 PRINT:INPUT"NAME OF DATA FIL
E";N$:PRINT
230 CLS:PRINT@226,"DATA FILE BEI
NG READ":OPEN"I",#1,N$
240 INPUT#1,M
250 FOR I=1 TO M
260 INPUT#1,Q*(I)
270 INPUT#1,CA(I)
280 FOR J=1 TO 4
290 INPUT#1,AN*(I,J)
300 NEXT J,I
310 CLOSE#1
320 POKE65495,0
330 CLS:PRINT@137,"FORMATING DAT
A"
340 PRINT@262,"QUESTION NUMBER"
350 FOR I=1 TO M
360 GOSUB 1230
370 QQ*=Q*(I):GOSUB 1070:GOSUB 1
160:Q*(I)=QQ*
380 GOSUB 1340
390 FOR F=1 TO 4:QQ*=AN*(I,F):GO
SUB1070:GOSUB1160:AN*(I,F)=QQ*
400 NEXT F
410 NEXT I
420 CLS:PRINT@226,"NUMBER OF QUE
STIONS UP TO";M;
430 INPUT N
440 FOR I=1 TO N
450 RN(I)=RND(M)
460 FOR J=1 TO (I-1)
470 IF I=1 THEN 490
480 IF RN(I)=RN(J) THEN 450
490 NEXTJ,I
500 POKE65494,0
510 CLS:PRINT@229,"PLEASE WAIT P
RINTING"
520 IF SF=0 THEN GOSUB 1470
530 FOR I=1 TO N
540 PRINT#-2:PL=PL+1
550 PRINT#-2,CHR*(18);CHR*(28);C
HR*(30);CHR*(192);
560 PRINT#-2,CHR*(31);I+SF;CHR*(
30);CHR*(16);"14";Q*(RN(I))
570 PL=PL+INT(LEN(Q*(RN(I)))/66)
+1
580 CB(I+SF)=CA(RN(I))
590 GOSUB 830
600 GOSUB 1040
610 IF A(RN(I))=2 THEN 650
620 PRINT#-2," (1)";AN*(RN(
I),RA(1));CHR*(16);"45";(2)";AN
*(RN(I),RA(2)):PL=PL+1
630 PRINT#-2," (3)";AN*(RN(
I),RA(3));CHR*(16);"45";(4)";AN
*(RN(I),RA(4)):PL=PL+1
640 GOTO 680

```



```

650 FOR J=1 TO 4
660 PRINT#-2,"      (";J;")";AN$(
(RN(I),RA(J)):PL=PL+1
670 NEXT J
680 TEN=(I+SF)/10-INT((I+SF)/10)
690 IF TEN=0 THEN GOSUB 980
700 IF TEN=0 AND INT((I+SF)/10)=
(N+SF)/10 THEN G=1 ELSE G=2
710 NEXT I
720 CLOSE#-2
730 CLS:PRINT@226,"WOULD YOU LIK
E ANOTHER RUN"
740 PRINT"TYPE Y(YES) OR N(NO)"
750 Z$=INKEY$:IF Z$="" THEN 750
760 IF Z$<>"Y" THEN 810
770 PRINT:PRINT"(S) SAME FILE OR
(N) NEW FILE"
780 F$=INKEY$:IF F$="" THEN 780
790 IF F$="S" THEN GOSUB 900:SF=
0:GOTO 420
800 IF F$="N" THEN SF=SF+N:GOTO2
20 ELSE 780
810 IF Z$<>"N" THEN 750
820 CLS:GOSUB900:PRINT@230,"PRIN
TING COMPLETE";:END
830 FOR K=1 TO 4
840 RA(K)=RND(4)
850 FOR L=1 TO (K-1)
860 IF K=1 THEN 880
870 IF RA(K)=RA(L) THEN 840
880 NEXT L,K
890 RETURN
900 IF G=2 THEN GOSUB 980
910 FOR K=1 TO 5:PRINT#-2:NEXT K
:PL=PL+5
920 PRINT#-2,CHR$(31);"ANSWERS T
O QUESTIONS";CHR$(30):PL=PL+1
930 FOR I=1 TO N+SF
940 PRINT#-2,I;)"CB(I):PL=PL+1
950 NEXT I
960 PRINT#-2:PL=PL+1:GOSUB 980
970 RETURN
980 IF PL>=66 THEN 1030
990 PN=71-PL
1000 FOR K=1 TO PN
1010 PRINT#-2
1020 NEXT K
1030 PL=5:RETURN
1040 FOR J=1 TO 4
1050 IF AN$(RN(I),CB(I+SF))=AN$(
RN(I),RA(J)) THEN CB(I+SF)=J:RET
URN
1060 NEXT J
1070 B=1:PRINT@279,I
1080 SS=INSTR(B,QQ$,CHR$(94))
1090 IF SS=0 THEN RETURN
1100 SS$=MID$(QQ$,SS+1,1)
1110 IF SS$="+" THEN C$=SU$(10):
GOTO1140

```



## PAL CREATIONS

Specializing in 32K ECB Text Adventures  
And Simulations On Cassette

- ★ **SAC** For those against nuclear disarmament — pilot a B52 to any one of the 36 Soviet cities, destroy it with a nuclear bomb, and make it back to the base. 9 difficulty levels. You can use keyboard or joystick or both. This simulation takes a lot of pre-planning and fast thinking. . . . . **\$19.95**
- ★ **HERE COME DE PREZ** Are you fed up with the State of the Union? If so, run for president in this 1 or 2 player simulation complete with scandals, national disasters, and debates . . . **\$14.95**
- ★ **PRIVATE INVESTIGATOR** Murder! Could Sherlock Holmes have solved this whodunit adventure simulation? . . . . . **\$14.95**
- ISLE OF FORTUNE** You are a fisherman in a waterfront bar. The old salt just told you a tale of treasure on an island, before the poison dart struck . . . . . Sail your ship to dangerous adventure awaiting you on the Isle of Fortune . . . . . **\$19.95**
- SCAVANGE HUNT** Find the items on the list and return them to Hickory Ridge to free your niece Rebecca from the hermit of Medicine Tree County. . . . . **\$15.95**
- ★ **BOMB SCARE** A terrorist group has planted 8 bombs in a city. Your mission: locate and disarm all 8 before time runs out. 1 is The Big One. . . . . **\$14.95**
- ★ **DARK CASTLE** Monsters-magic-myths. King Lothar of Rom has been abducted by the evil wizard. Destroy the wizard and return Lothar to his throne . . . . . **\$14.95**
- MANSION OF DOOM** Destroy the Vampire, rescue Princess Marlena. . . . . **\$14.95**
- ★ **WITCHES KNIGHT** Back to the days of old, where knights were bold and magic ruled the land. Many enchanted surprises await you on your quest to free Sir Noble from the witches evil spell. . . . . **\$15.95**
- BEACON** Can you signal the ship before it runs aground? . . . **\$14.95**
- ★ **SPACE ESCAPE** Explore a death-ridden alien spacecraft in search of a way back to Earth . . . . . **\$14.95**
- STALAG** Escape the German prison camp before its bombed . . . . . **\$14.95**
- ★ **EVASION** Sequel to STALAG! Get out of Germany alive. . . . . **\$19.95**
- ★ **FUNHOUSE** Work your way through this unique Funhouse searching for the way out . . . . . **\$14.95**
- ★ **SCATTERBRAIN** Help wanted: Put Commodore Winslow's 85-room mansion in order in this graphic adventure . . . . . **\$14.95**

Buy any 1 of the programs above and get  
any of the bonus programs below FREE!

- ★ **SKI LODGE** Times are tough, weather is bad. Manage a Vermont ski lodge successfully to win this 1-4 player simulation.
- MOTHER LODE** You just inherited your great-grandfather's goldmine. Did he die penniless?
- ENO** You inherited a million dollars. Just one catch — first you have to find it!
- BETTER** A better betting game for 1-4 players. You choose the winning criteria.
- MATCH-IT** A challenging word game in which you identify your opponent's 5-letter word using deduction. 1-4 players.

★ DIFFERENT EVERY TIME

Send check or money order to:

**PAL CREATIONS**

10456 Amantha Ave., San Diego, CA 92126

Calif. residents add 6% sales tax.

# Custom Software Engineering, Inc.

807 Minutemen Causeway (D-2), Cocoa Beach, Florida 32931

(305) 783-1083 For information or technical support, please call between 5:30 and 8:30 P.M. Eastern time.

## DISK DATA HANDLER - 64K

Provides the growth capability needed for your increasingly sophisticated applications.

- Designed to use the full 64K RAM... may also be configured for 32K.
- Uses standard ROM's... No special operating system required!
- Allows you to design disk data files for your specific needs. You define a basic record of up to 14 fields and 246 characters.
- Provides fast selection and sorting based on any field or combination of fields in this record.
- Powerful in-screen input and update.
- User defined output of reports to screen, printer, or disk files which may be read by your BASIC programs for any computational or special formatting requirements.
- Printer reports allow headings, page breaks and page numbering, and let you pass control codes to drive your printer's special features.
- Maximum number of records you may work with at one time will depend on RAM configuration and record size... 64K (32K) 1850 (500) - 21 char records... 179 (49) -246 char records.
- An optional Extended record linked to the basic record may also be defined. Size of this Extended record is not a factor in determining maximum number of records.
- NOW... also includes DDH DIRECTORY FILE BUILDER... a listing of a short program to read directory information from your disks and produce a combined file index.

\$54.95 in BASIC with Machine Language subroutines.

## That's INTEREST-ing

Let your computer do some REAL computation!

- Helps you solve problems dealing with time, money, and INTEREST!
- Amortization tables any way YOU want them... even lets you change any terms mid-schedule!
- Calculates Present Value, Future Value, Capital Recovery for any combination of payments you specify.
- Rate of Return computation predicts how hard your money will be working for you!
- Computes Bond yields... current and to redemption.
- All answers available on screen or printer.

\$29.95 in BASIC

## MATH TUTOR

5 programs in 1

- Step by step approach... error correction.
- Goes from basic fact drill (+, -, x, /) to full addition, subtraction, multiplication, division.
- Four levels of difficulty.

\$13.95 in BASIC

★★★★★★★★

## SPELLING TEACHER

Teaches YOUR word lists... suitable for any level from kindergarten to college!

- Words presented in FOUR different modes... study, scrambled word game, trial test, and final test.
- Misspelled words are retaught to reinforce correct spelling.
- Tape or disk files store up to 200 words.

\$12.95 in BASIC

## DISK DOUBLE ENTRY

If you have spent hours trying to balance your Debits and Credits, this program is for you!

- Designed for small business, club and personal use.
- Enter transactions in a journal type format. Program will maintain current account balances, produce Trial Balance, Income, and Balance Sheet reports and complete Account Ledgers.
- Will handle up to 300 accounts including report headings and totals.
- Up to 1400 average transactions on a diskette.
- Summary reports and four levels of subtotals available.
- Requires 32K and an understanding of standard double entry accounting concepts.

\$44.95 in BASIC with Machine Language subroutines.

★★★★★★★★

## STATEMENT WRITER

For use with (and requires) Disk Double Entry

- Produces statements suitable for billing from your Receivables accounts.
- Provides mailing labels to use with your statements and account summaries.
- Designed and documented to allow you to change formats to accommodate your own special needs.

\$34.95

## COMMAND STREAM PROCESSOR

Powerful, versatile utility adds a new dimension to your Color Computer.

- A program to run your other programs!
- Will allow you to prepackage a stream of direct system commands as well as INPUT and LINE INPUT to your BASIC program. This results in a totally automated stream of activity.
- If you understand your computer and the flow of activity required for your total operation, you are ready for the power of COMMAND STREAM PROCESSOR!

\$19.95 Completely relocatable... Machine Language

## GRAPHIC SCREEN PRINT PROGRAM

Works in all PMODES and lets you shift screen image anywhere on the printed page.

- Relocatable code lets you use all of your 16K or 32K machine.
  - Available for Color Basic 1.0 and 1.1/1.2. Use EXEC41175 to see which you have and SPECIFY WITH ORDER.
  - SPECIFY PRINTER TYPE... in Machine Language
- \$7.95 - TRS-80° LP-VII/VIII & DMP 100/200/400/420  
\$9.95 - Epson GRAFTRAX°, NEC° PC 8023 A-C, IDS 440/445, Paper Tiger° 460/560, Micro Prism° 480, Prism° 80/132 (with dot plotting), TRS-80° DMP-120, TDP-1, PROWRITER° Centronics 739, Micro-line° 82A/83A (with Okigraph 1) /84/92/93, Star Micronics, Inc. GEMINI 10/10X/15 and Gorilla Banana.  
(Trademarks of Tandy Corp., Epson America, Inc., C-Itoh, NEC America, Okidata Corp., Integral Data Systems, Inc.)

★★★★★★★★

## ALPHA-DRAW

Works great with GRAPHIC SCREEN PRINT PROGRAM!

- Subroutine designed to let you add any keyboard character to your graphic displays.
- You define X and Y coordinates and a string variable of one or more characters... ALPHA-DRAW does the rest!
- BONUS - includes instructions for a true line-numbered merge of tape files.

\$8.95 in BASIC



**RAINBOW**  
CERTIFICATION  
SEAL

ALL LISTED  
PROGRAMS

ALL PROGRAMS require Extended Color Basic and are delivered on cassette. All, except Tape Date-O-Base Calendar, are DISK System compatible.

U.S. and CANADA add \$1.00 per order for shipping. Overseas \$2.50 per order. All prices in U.S. dollars. Florida residents add 5% sales tax. Return within two weeks if not completely satisfied.



For VISA and Master Card orders:  
Include type, account number, expiration date, signature and phone number.  
Sorry! No COD's.



```

1120 IF SS$="-" THEN C$=SU$(11):
GOTO1140
1130 SV=VAL(SS$):C$=SU$(SV)
1140 QQ$=LEFT$(QQ$,SS-1)+C$+MID$
(QQ$,SS+2)
1150 B=SS+2:GOTO 1080
1160 B=1
1170 SS=INSTR(B,QQ$,CHR$(95))
1180 IF SS=0 THEN RETURN
1190 SS$=MID$(QQ$,SS+1,1)
1200 SV=VAL(SS$):C$=SD$(SV)
1210 QQ$=LEFT$(QQ$,SS-1)+C$+MID$
(QQ$,SS+2)
1220 B=SS+2:GOTO1170
1230 Q#=Q$(I):E$="":LN=0
1240 IF LEN(Q#)<(67+LN) THEN Q#(
I)=E#+Q$:RETURN
1250 A$=LEFT$(Q#,(66+LN))
1260 FOR L=(66+LN)TO 1 STEP -1
1270 C#=MID$(A$,L,1)
1280 IF C#=" " THEN 1300
1290 NEXT L
1300 D$=LEFT$(A$,L)+CHR$(13)+CHR
$(16)+"06"
1310 Q#=RIGHT$(Q#,LEN(Q#)-L):IF
LN=0 THEN LN=3
1320 E#=E#+D$
1330 GOTO 1240
1340 FOR K=1 TO 4
1350 AL=LEN(AN$(I,K))
1360 IF AL >30 THEN A(I)=2
1370 NEXT K
1380 RETURN
1390 DATA 128,142,145,145,142,12
8,128,146,159,144,128,146,153,15
1,144
1400 DATA 128,145,149,149,155,12
8,135,132,159,132,128,151,149,14
9,137
1410 DATA 128,142,149,149,136,12
8,131,129,157,131,128,138,149,14
9,138
1420 DATA 128,130,149,149,142,12
8,128,132,142,132,128,128,132,13
2,132
1430 DATA 128,184,196,196,184,12
8,128,200,252,192,128,200,228,22
0,192
1440 DATA 128,196,212,212,236,12
8,156,144,252,144,128,220,212,21
2,164
1450 DATA 128,184,212,212,160,12
8,140,132,244,140,128,168,212,21
2,168
1460 DATA 128,136,212,212,184
1470 FOR K=1 TO 4:PRINT#-2:NEXTK
1480 PRINT#-2,CHR$(31);"NAME ";C
HR$(18);CHR$(28);CHR$(255);CHR$(
192);CHR$(30):RETURN

```

230.....	221
480.....	151
710.....	189
1050 ....	136
END ....	201

Listing 3:

```

10 '*****
20 '* PRINTING TEST GEMINI 10 *
30 '* OCTOBER 1983 *
40 '* GARY KINNEY *
50 '* 10 WHITFORD AVENUE *
60 '* WHITESBORO,NEW YORK 13492*
70 '*****
100 PMODE0:PCLEAR1
110 CLEAR 20000:POKE150,1:PRINT#
-2,CHR$(27);"@";
120 XX=RND(TIMER):NQ=60:TQ=99
130 DIM Q$(NQ),AN$(NQ,4),RA(NQ),
RN(NQ),A(NQ),CA(NQ),CB(TQ)
140 HT$=CHR$(9):UL$=CHR$(27)+"-
"+CHR$(1):UD$=CHR$(27)+"-"+CHR$(0
):DW$=CHR$(14):DO$=CHR$(20)
150 NA$=DW$+"NAME "+DO$+UL$+"
"+UD$
160 PRINT#-2,CHR$(27);"D";CHR$(6
);CHR$(45);CHR$(0);CHR$(27);CHR$
(82);CHR$(3);
180 CLS:PRINT"READ DATA DISK":PR
INT
190 PRINT"INSERT DISK":PRINT
200 PRINT"PRESS ENTER WHEN READY
":PRINT
210 A$=INKEY$:IF A$<>CHR$(13) TH
EN 210
220 PRINT:INPUT"NAME OF DATA FIL
E";N$:PRINT
230 CLS:PRINT@226,"DATA FILE BEI
NG READ":OPEN"I",#1,N$
240 INPUT#1,M
250 FOR I=1 TO M
260 INPUT#1,Q$(I)
270 INPUT#1,CA(I)
280 FOR J=1 TO 4
290 INPUT#1,AN$(I,J)
300 NEXT J,I
310 CLOSE#1
320 POKE65495,0
330 CLS:PRINT@137,"FORMATING DAT
A"
340 PRINT@262,"QUESTION NUMBER"
350 FOR I=1 TO M
360 GOSUB 1230
370 QQ#=Q$(I):GOSUB 1070:GOSUB11

```



# Heat Up Your COCO With J&M'S *Hot* Disk Controller

Upgrade your COCO by adding JDOS advanced disk operating system, top quality disk drive, and VIP-Writer\*, a powerful word processor.

J&M Systems offers this package for a remarkably low price that gives you a plug-compatible disk drive for both the original COCO and the COCO-2.

Gold contacts assure reliability, built-in digital phase locked loop means NO adjustments, and disc operations are supported by JDOS. The controller also supports RS DOS, FLEX\*, and OS/9\*.

JDOS implements all RS DOS Basic commands, plus many more, including Auto line numbering, DOS to boot OS/9, and RUNM to load and run machine language programs.

You may also choose to format disks 40 track (single or double side) as well as 35 track RS compatible. Up and Down arrow keys support scrolling: a feature everyone wants!

VIP-Writer, gold-edged JFD DISK CONTROLLER card, JDOS in ROM, complete drive, cable, and Manuals: all for only \$379.

## J&M SYSTEMS:

The Driving Force For Your Color Computer!

\*VIP-Writer is a registered trademark of Soft Law

\*FLEX is a registered trademark of Technical Systems Consultants, Inc.

\*OS/9 is a registered trademark of Microware, Inc.

To Order Fill Out This Coupon or Call 505/265-1501

\_\_\_\_\_ I'd like more information on these products:

\_\_\_\_\_ PLEASE SEND ME: A top-quality complete SSDD 180K disk drive with cable, a gold-edged JFD Disk Controller card (JDOS in ROM), VIP-WRITER word processing program, and manuals all for only \$379.

Name \_\_\_\_\_

Address \_\_\_\_\_

City/State/Zip \_\_\_\_\_

\_\_\_\_\_ I WANT TO USE VISA® OR MASTERCARD®

Card # \_\_\_\_\_ Exp. Date \_\_\_\_\_

Signature \_\_\_\_\_

\_\_\_\_\_ Enclosed is my check or money order.

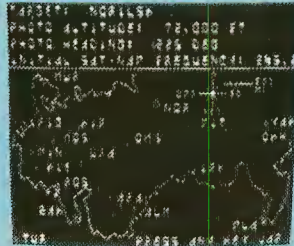

J & M SYSTEMS, LTD.

137 UTAH NE • ALBUQUERQUE, N.M. 87108 • 505/265-1501

```

60:Q$(I)=QQ$
380 GOSUB1340
390 FORF=1TO4:QQ$=AN$(I,F):GOSUB
1070:GOSUB1160:AN$(I,F)=QQ$
400 NEXT F
410 NEXT I
420 CLS:PRINT@226,"NUMBER OF QUE
STIONS UP TO ";M;
430 INPUT N
440 FOR I=1 TO N
450 RN(I)=RND(M)
460 FOR J=1 TO (I-1)
470 IF I=1 THEN 490
480 IF RN(I)=RN(J) THEN 450
490 NEXT J,I
500 POKE65494,0
510 CLS:PRINT@229,"PLEASE WAIT P
RINTING"
520 IF SF=0 THEN PRINT#-2,NA$:PR
INT#-2
530 FOR I=1 TO N
540 PRINT#-2
550 PRINT#-2,UL$;"      ";UO$;
560 PRINT#-2,DW$;I+SF;DO$;Q$(RN(
I))
580 CB(I+SF)=CA(RN(I))
590 GOSUB 830
600 GOSUB 1040
610 IF A(RN(I))=2 THEN 650
620 PRINT#-2,"      (1)";AN$(RN(
I),RA(1));HT$;"(2)";AN$(RN(I),RA
(2))
630 PRINT#-2,"      (3)";AN$(RN(
I),RA(3));HT$;"(4)";AN$(RN(I),RA
(4))
640 GOTO 680
650 FOR J=1 TO 4
660 PRINT#-2,"      (";J;")";AN$
(RN(I),RA(J))
670 NEXT J
680 TEN=(I+SF)/10-INT((I+SF)/10)
690 IF TEN=0 THEN PRINT#-2,CHR$(
12);
700 IF TEN=0 AND (I+SF)/10=INT(N
+SF)/10 THEN G=1 ELSE G=2
710 NEXT I
720 CLOSE#-2
730 CLS:PRINT@226,"WOULD YOU LIK
E ANOTHER RUN"
740 PRINT"TYPE Y(YES) OR N(NO)"
750 Z$=INKEY$:IF Z$=""THEN 750
760 IF Z$<>"Y" THEN 810
770 PRINT:PRINT"(S)SAME FILE OR
(N)NEW FILE"
780 F$=INKEY$:IFF$=""THEN 780
790 IF F$="S" THEN GOSUB900:SF=0
:GOTO420
800 IF F$="N" THEN SF=SF+N:GOTO
220 ELSE 780
810 IF Z$<>"N" THEN 750
820 CLS:GOSUB900:PRINT@230,"PRIN
TING COMPLETE";END
830 FOR K=1 TO 4
840 RA(K)=RND(4)
850 FOR L=1 TO (K-1)
860 IF K=1 THEN 880
870 IF RA(K)=RA(L) THEN 840
880 NEXT L,K
890 RETURN
900 IF G=2 THEN PRINT#-2,CHR$(12
);
920 PRINT#-2,DW$;"ANSWERS TO QUE
STIONS"
930 FOR I=1 TO N+SF
940 PRINT#-2,I;"")"CB(I)
950 NEXT I
960 PRINT#-2,CHR$(12);
970 RETURN
1040 FOR J=1 TO 4
1050 IF AN$(RN(I),CB(I+SF))=AN$(
RN(I),RA(J)) THEN CB(I+SF)=J:RET
URN
1060 NEXT J
1070 B=1:PRINT@279,I
1080 SS=INSTR(B,QQ$,CHR$(94))
1090 IF SS=0 THEN RETURN
1100 C$=MID$(QQ$,SS+1,1)
1140 QQ$=LEFT$(QQ$,SS-1)+CHR$(27
)+"S"+CHR$(0)+C$+CHR$(27)+"T"+CH
R$(27)+"H"+MID$(QQ$,SS+2)
1150 B=SS+2:GOTO1080
1160 B=1
1170 SS=INSTR(B,QQ$,CHR$(95))
1180 IF SS=0 THEN RETURN
1190 C$=MID$(QQ$,SS+1,1)
1210 QQ$=LEFT$(QQ$,SS-1)+CHR$(27
)+"S"+"1"+C$+CHR$(27)+"T"+CHR$(2
7)+"H"+MID$(QQ$,SS+2)
1220 B=SS+2:GOTO1170
1230 Q$=Q$(I):E$="":LN=0
1240 IF LEN(Q$)<(67+LN) THEN Q$(
I)=E$+Q$:RETURN
1250 A$=LEFT$(Q$, (66+LN))
1260 FOR L=(66+LN)TO 1 STEP -1
1270 C$=MID$(A$,L,1)
1280 IF C$=" " THEN 1300
1290 NEXT L
1300 D$=LEFT$(A$,L)+CHR$(13)+CHR
$(9)
1310 Q$=MID$(Q$,L+1):IF LN=0 THE
N LN=3
1320 E$=E$+D$
1330 GOTO 1240
1340 FOR K=1 TO 4
1350 AL=LEN(AN$(I,K))
1360 IF AL >30 THEN A(I)=2
1370 NEXT K
1380 RETURN

```



### SR-71

SR-71 is a fast action game in which you are the pilot on a mission to take photographs of missile sites in Russia and deliver them to our processing laboratory in Japan. So real you will feel as if you are in the cockpit on a real spy mission. Elude Russian missiles as well as their detection devices. Another Tom Mix exclusive. A must for the adventurous. Fantastic graphics, color and sound. **32K Ext. Basic**  
**TAPE \$28.95    DISK \$31.95**

### SKRAMBLE


Your mission is to penetrate the enemy skramble system and destroy their headquarters. You will start with three of our latest spacefighters equipped with repeating cannon and twin bomb launcher. If you succeed in evading the elaborate ground defenses, you will arrive at the Cave where flying becomes more difficult. In the cave are UFOs, after which you must avoid a hail of meteorites. Very few pilots succeed this far, but if you do, then you must enter the Fortress, followed by the Maze. One or two player game. Machine Language, high speed, Arcade action. Full color graphics with sound. Keyboard or joystick control.



**16K MACHINE LANGUAGE    TAPE \$24.95    DISK \$27.95**

### GRABBER


A pac type game. Two complete mazes jump from one to the other. Probably the most outstanding sound you have ever heard. Arcade Action. Method of play, you are the Grabber. The object is to grab the 8 treasures and store them in the center boxes. You start with 3 Grabbers and get extra ones at 20,000 points. Watch out for the googlies! Super high resolution graphics.



**32K MACHINE LANGUAGE    TAPE \$27.95    DISK \$30.95**

### CU\*BER

Approaches the excitement and challenges of any Video Arcade. The hazards of CU\*BER are many. Help CU\*BER change the colors on the pyramid while avoiding many of the dangers always present. Vipers, the Nurd, the Dork, bonus points all add up to another exciting release from Tom Mix Software.



**32K MACHINE LANGUAGE    TAPE \$27.95    DISK \$30.95**

### AIR TRAFFIC CONTROLLER

Air Traffic Controller is a computer model of an air traffic control situation for the TRS-80 Color Computer. Remotely Piloted Vehicles (RPV's) are operated by the controller in a situation similar to that of a commercial airline in that you must regulate landings and takeoffs of the vehicles.




**32K EXT. BASIC    TAPE \$28.95    DISK \$31.95**

### KATERPILLAR II

The color computer has needed a perfect centipede type game since day one. You will throw all imitations aside when you see this. So close to the arcade you will start digging for quarters. Graphic to equal "The King" and "Buzzard Bait." Joysticks required.

**16K MACHINE LANGUAGE    TAPE \$24.95    DISK \$27.95**



### TRAPFALL


The "Pitfalls" in this game are many. Hidden treasures, jump over the pits, swing on the vine, watch out for alligators, beware of the scorpion. Another game for the Color Computer with the same high resolution graphics as "The King."

**16K MACHINE LANGUAGE    TAPE \$27.95    DISK \$30.95**



### FANGMAN


Fangman is a high-resolution graphics arcade-type game based on the Dracula legend. Plot of Game: You're Dracula in your castle, stalking through a labyrinth of passages in search of invading villagers seeking to destroy you by blocking your every path with deadly crosses. Their ally the Sun also wanders your halls, trying to touch you and turn you to bones and dust. Fortunately, you have allies of your own, the vampire bats who chase down the villagers, holding them till you arrive. Joysticks required. **16K MACHINE LANGUAGE**  
**TAPE \$24.95    DISK \$27.95**



### BUZZARD BAIT

We've done it again. You thought The King was great? Wait til you see this! Outstanding high resolution graphics, tremendous sound make this "joust" type game a must for your software collection. As you fly from cloud to cloud you will enjoy sky high excitement dealing with the challenges presented to you by this newest release by Tom Mix Software. Joysticks required.

**32K MACHINE LANGUAGE    TAPE \$27.95    DISK \$30.95**



### UTILITIES

**SCREEN PRINT ROUTINE** Prints contents of your graphic screen to an Epson, Microline or Radio Shack DMP Printers. Prints positive or reverse format. Horizontal or vertical, small and large printout. Print left, right or center of page. Specify printer when ordering. **TAPE \$19.95    DISK \$21.95**  
**TAPE TO DISK** New version works on both 1.0 and 1.1 DOS. Load the contents of most tape to disk automatically. **Machine Language**  
**TAPE \$17.95    DISK \$21.95**

**COLOR MONITOR** Written in position independent code. (May be located in any free memory). Very compact. Only occupies 1174 bytes of memory. Full featured, includes Break-Pointing of machine language programs, register display and modify, memory display and modify, and block memory move commands. Displays memory in hex and ascii format on one line 8 bytes long. **Machine Language**  
**TAPE \$24.95    DISK \$27.95**

**TOM MIX SOFTWARE**  
4285 BRADFORD N.E.  
GRAND RAPIDS, MI 49506



•ADD \$2.00 POSTAGE & HANDLING•TOP ROYALTIES PAID•  
•MICHIGAN RESIDENTS ADD 4% SALES TAX•  
LOOKING FOR NEW SOFTWARE

**ARCADE ACTION GAMES**



(616) 957-0444

# Tom Mix Software Now Offers The Complete VIP Library System

## VIP LIBRARY

### VIP Writer™

**RATED TOPS IN RAINBOW, HOT COCO, COLOR COMPUTER MAGAZINE & COLOR COMPUTER WEEKLY**  
32K (Comes with tape & disk)  
\$59.95 (Includes VIP Speller)

### VIP Speller™

**WITH A 60,000 WORD INDEXED DICTIONARY!** It can be used to correct any ASCII file—including **VIP Library™** files and files from **Scripsit™** and **Telewriter™**. 32K DISK ONLY \$39.95

### VIP Calc™

You can forget the other toy calcs—The real thing is here! No other spreadsheet for the Color Computer gives you so many features! 32K (Comes with tape & disk) \$59.95 32K does have hi-res displays, sort or edit.

### VIP Terminal™

**RATED BEST IN JANUARY 1984 "RAINBOW"** Choice of 8 hi-res lowercase displays \* Memory-Sense with BANK SWITCHING for full use of workspace. 32K (Comes


with tape & disk) \$49.95 (Tape comes in 16K but without hi-res displays)

### VIP Database™

**INCLUDES MAIL MERGE CAPABILITIES TOO!** 32K DISK \$59.95 64K Required for .math package & mail merge.



### VIP Disk-ZAP™

Repairs crashed disks. **16K DISK \$49.95** Lowercase displays not available with this program.



### ELECTRON

Electron is composed of four subgames. You must complete one level in order to advance to the next. Supplied with four men, you are subjected to more difficult games as you move ahead. Beam Buggy, Prachnids, Force Fields and a Maze! **JOYSTICKS REQUIRED, 16K MACHINE LANGUAGE**  
TAPE \$24.95 DISK \$27.95




### THE KING

This game contains all 4 full graphic screens like the popular arcade game. Exciting sound and realistic graphics. Never before has the color computer seen a game like this. Early reviews say simply outstanding. **JOYSTICKS REQUIRED**  
32K MACHINE LANGUAGE

TAPE \$26.95

DISK \$29.95




### THE FROG

This one will give you hours of exciting play. Cross the busy highway to the safety of the median and rest awhile before you set out across the swollen river teeming with hidden hazards. Outstanding sound and graphics. Play from keyboard or joysticks.

**16K MACHINE LANGUAGE**

TAPE \$27.95

DISK \$30.95



### KING TUT

Journey through the caverns of King Tut's tomb. You are on a quest to find treasures hidden in the caverns below. You light your way with only a small candle that grows dimmer as time passes. Watch out for the snakes and the ghost of King Tut himself. Five screens challenge your abilities every step of the way. Joysticks required.

**16K MACHINE LANGUAGE**

TAPE \$27.95

DISK \$30.95



### THE TOUCHSTONE

You are one of many priests of Ra who has accepted the challenge of the touchstone. The challenge is a way for any of Ra's followers to become a favored high priest. Given limited use of Ra's powers, you will battle hidden dangers. Entering the mazes, you must be ready for anything.

**32K MACHINE LANGUAGE**

TAPE \$27.95

DISK \$30.95



**TOM MIX SOFTWARE**

4285 BRADFORD N.E.  
GRAND RAPIDS, MI 49506

•ADD \$2.00 POSTAGE & HANDLING•TOP ROYALTIES PAID•

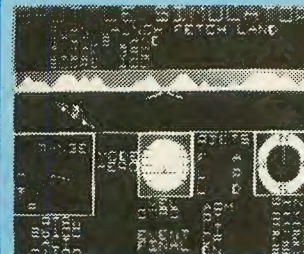
•MICHIGAN RESIDENTS ADD 4% SALES TAX•  
LOOKING FOR NEW SOFTWARE



**ARCADE ACTION GAMES**



(616) 957-0444



### SPACE SHUTTLE

This program gives you the real feeling of flight. Full instrumentation complete to the max. Radar, altimeter, air speed, artificial horizon, fuel gauge, a mission status panel and much more. Actual simulation of space flight, weather conditions must be considered.

**JOYSTICKS REQUIRED**

**32K EXTENDED BASIC**

TAPE \$28.95 DISK \$31.95



## DRACONIAN

You brace yourself as your ship materializes in the enemy sector. Your engine roars to life, and you consult the long-range scanner for the position of the nearest enemy base. As you head for the base, blasting asteroids and space-mines in your path, you suddenly notice a monstrous space-dragon looming before you. Reacting quickly, you dodge his deadly fire-breath and blast him out of existence.




Finally, the enemy base comes into view. Avoiding the enemy fire, you destroy the gun turrets one by one with your rapid-fire torpedoes. Then, with the explosions still echoing around you, you rescue the astronaut who was being held prisoner by the enemy. Your mission is far from over, however, as there are more bases to destroy and more astronauts to rescue before the sector will be secured. And all must be done quickly; if you are too slow, the invincible DRACONIAN will surely seek you out as its next victim.

This is it — the single most impressive, awe-inspiring arcade game you can buy for your Color Computer. High-resolution graphics, awesome sound effects, four-voice music, and quality you have to see to believe! Experience the realism of DRACONIAN today!

JOYSTICKS REQUIRED  
32K MACHINE LANGUAGE

TAPE \$27.95

DISK \$30.95



## CRASH

This game is a high resolution Machine Language program with outstanding Arcade type graphics. The game consists of 4 screens. Fly the airplane over and through obstacles. Piloted by "Mario" who also appeared in "The King". The object is to conquer one screen after another but don't "Crash". Great fun for the whole family. For 1 or 2 players. Uses joysticks.

32K MACHINE LANGUAGE  
TAPE \$24.95 DISK \$27.95

## CHAMBERS

Exciting high resolution graphics game. Multiple screens. Outstanding sound. Chambers is loosely based on Cosmic Chasm. The object in each level is to destroy all of the evil creatures in each room and then go into the main reactor room and blow up the base.

JOYSTICKS REQUIRED  
32K MACHINE LANGUAGE  
TAPE \$24.95 DISK \$27.95



## WAREHOUSE MUTANTS



Journey through the warehouse seeking out the Mutants who are out to destroy you. WATCH OUT! They will push crates trying to crush you! Outstanding realism—high resolution graphics—multiple screens.

JOYSTICKS REQUIRED  
16K MACH. LANGUAGE  
TAPE \$24.95 DISK \$27.95

## QUIX

This one is after a popular arcade game with a similar name. Simply frustrating—you'll love it. Done in high resolution graphics with Super Sound.

JOYSTICKS REQUIRED  
32K MACH. LANGUAGE  
TAPE \$24.95 DISK \$27.95



## MS. MAZE


MS. MAZE is remarkable in that it combines brilliant color, high resolution, detailed graphics, and music with a very playable game. Anything that could be done to make the Color Computer look and play like the arcade version has been done. MS. MAZE is without question the closest thing to the arcade Pac games that I have seen for the Coco.

JOYSTICKS REQUIRED  
32K MACHINE LANGUAGE  
TAPE \$24.95 DISK \$27.95

## PAK-PANIC

Pakman is steered thru a maze eating dots and powerpills. Pakman is pursued by four monsters who try to catch and kill him. If Pakman eats a powerpill he becomes powerful and can eat monsters. Monsters try to avoid a powerful Pakman. As monsters are eaten their ghosts appear on the top of the screen. When seven ghosts have appeared one will fly across the screen or they will link together forming a centipede that will travel thru the maze. Pakman has no power against ghosts and centipedes and must avoid them or be killed. JOYSTICKS REQUIRED

32K MACHINE LANGUAGE  
TAPE \$24.95 DISK \$27.95



PAK TWINS BOTH MS. MAZE & PAK PANIC FOR ONLY 44.90 TAPE 50.90 DISK



**TOM MIX SOFTWARE**  
4285 BRADFORD N.E.  
GRAND RAPIDS, MI 49506



•ADD \$2.00 POSTAGE & HANDLING•TOP ROYALTIES PAID•

•MICHIGAN RESIDENTS ADD 4% SALES TAX•

LOOKING FOR NEW SOFTWARE

**ARCADE ACTION GAMES**

(616) 957-0444





## EDUCATIONAL VOCABULARY MANAGEMENT SYSTEM

**16K Extended basic/32K for printer output    TAPE \$39.95    DISK \$42.95**

The Vocabulary Management System (VMS) is a series of programs designed to aid a parent or teacher in helping children to learn and practice using vocabulary and spelling words. The 9 programs that comprise the VMS include a full feature data entry/edit program, three printer output programs and 5 vocabulary/spelling game programs. The system's many outstanding features include:

- As many as 300 vocabulary words and definitions may be in the computer's memory at one time.
- Words and definitions may be saved on disk or tape.
- Remarks and/or comments can be saved with word files.
- A disk loading menu allows students to load disk files without typing file names.
- Word lists may be quickly alphabetized
- The three printer segments allow you to create and print individualized tests, puzzles, word-searches and worksheets.
- Answer keys may be printed for all worksheets and puzzles.
- The printer segments allow full use of your printer's special features.
- The 5 game programs are based on sound educational principles and provide practice in identifying words and matching them with their definitions in a fast-paced set of activities.

### STORY PROBLEMS

**STORY PROBLEMS** is a program that is designed to give practice in solving story problems (sometimes called statement thought or word problems) on the Color Computer. It is suitable for use in either a home or school environment. It is also a tool that will allow you to create new story problems to suit your children's needs and ability levels. It has

many features that make it particularly attractive:

- Story problems involving addition, subtraction, multiplication, division or a combination of the four are presented to the student by slowly scrolling each letter of each problem onto the screen.
- Up to 5 students may use the program at the same time.
- There are 4, user modifiable, skill levels.

**16K EXT. BASIC    TAPE \$18.95    DISK \$22.95**

### MATH DRILL

**MATH DRILL** is a program designed to help children to practice addition, subtraction, multiplication and division skills on the Color Computer. It has several features that make its use particularly attractive:

- Up to 6 students may use the program at the same time.
- Answers for addition, subtraction and multiplication are entered from right to left, just as they are written on paper.
- Commas may be included in the answers.
- Partial products for the multiplication problems may be computed on the screen.
- Division answers that have a remainder are entered as a whole number followed by the letter "R" and the remainder.
- The are ten, user modifiable, skill levels.
- A "SMILEY FACE" is used for motivation and reward. Its size increases relative to the skill level.
- Skill levels automatically adjust to the student's ability.
- A timer measures the time used to answer each problem and the total time used for a series of problems.
- After a problem has been answered incorrectly the correct answer appears under (above in division) the incorrect answer.

**REQUIRES 16K EXT. BASIC  
TAPE \$18.95    DISK \$22.95**

### TEACHER'S DATABASE

**TEACHER'S DATABASE** is a program designed to allow a teacher to keep a computerized file of information about his/her students. There are many features that make this program particularly attractive:

- Information on as many as 100 students (or more) may be in the computer at one time.
- Each student may have as many as 20 (or more) individual items of data in his/her record.
- The program will run from cassette or disk.
- Cassette and disk files are completely compatible.
- The program is menu driven.
- Records may be easily changed, deleted, combined or added.
- Information about students may be numerical or text.
- Records may be quickly alphabetized.
- Records may be sorted by various criteria.
- Records may be reordered (ranked) based on test scores or other data.
- Data displayed during a sort may be printed on a printer or saved on disk or cassette as a new file.
- A full statistical analysis of data may be done and sent to the printer.
- Student test scores may be weighted.

**REQUIRES 32K EXT. BASIC  
TAPE \$39.95    DISK \$42.95**

### ESTIMATE

**ESTIMATE** is a program designed to help children to practice estimating the answers to addition, subtraction, multiplication and division problems on the Color Computer. It has many features that make its use particularly attractive:

- Up to 5 students may use the program at the same time.
- There are 5, user modifiable, skill levels.
- The acceptable percent error may be changed as a student's skill improves.
- A timer measures the number of seconds used to answer each problem and the total time used for a series of problems.
- If a problem has been answered incorrectly, the student is told the percent error and asked to try again.
- If a problem is answered incorrectly a second time, the student is told the correct answer and the range of acceptable answers is displayed.
- A report is given at the end of each set of problems that includes the number of problems done, the number of problems answered correctly on the first try and the average percent error.
- The (BREAK) key has been disabled so that a child will not inadvertently stop the program from running.

**REQUIRES 16K EXT. BASIC  
TAPE \$19.95    DISK \$22.95**

### PRE-ALGEBRA I INTEGERS

**INTEGERS** is a series of four programs designed to give students practice in working with addition, subtraction, multiplication, division and the comparison of integers. It has many features that make a very valuable tool for introducing and/or maintaining skills:

- Up to 4 students may use the program at the same time.
- There are 9, user modifiable, skill levels.
- Students are given two opportunities to answer a problem.
- A detailed report of student performance, including number correct on first try, number wrong, total time used and percentage score, is presented at the end of a series of problems.
- The programs will run on a 16K TRS-80 Color Computer with or without disk drive.

Four distinct problem formats are presented. The first presents problems in this format:  $-12 + -9 = ?$ . The second program presents a problem with missing numerals in this format:  $-7 - ? = 18$ . The third program presents a problem with a missing sign:  $8 - ?6 = 14$ . The last program asks the student to determine the relationship ( $=$ ,  $>$  or  $<$ ) between two statements  $3 - 9 (??) - 4 - 5$ .

**TAPE \$29.95    DISK \$32.95**



**TOM MIX SOFTWARE**  
4285 BRADFORD N.E.  
GRAND RAPIDS, MI 49506



•ADD \$2.00 POSTAGE & HANDLING•TOP ROYALTIES PAID•  
•MICHIGAN RESIDENTS ADD 4% SALES TAX•  
LOOKING FOR NEW SOFTWARE  
**ARCADE ACTION GAMES**  
(616) 957-0444



COOKING  
WITH  
CoCo



### PART III

Having built the utensils, we now start on the recipe to enhance CoCo's Disk Operating System.

By Colin J. Stearman

*Editor's Note:*

*Due to the considerable interest in this article from users of the new Disk BASIC 1.1, Colin Stearman has done some more "cooking" and has come up with the patch addresses needed. You will find this month's listing indicates the lines which are unique to each revision. The actual assembly shown is for version 1.0, so if you have 1.1 your assembly will look a little different. Next month, the author will explain the differences for you 1.1 owners. (This month's RAINBOW ON TAPE has the patch programs for both 1.0 and 1.1.)*

*Also, the patched "DIR" command as it stands at the end of this month's revision will give some "garbage" on the screen. This is normal and the real file creation date will appear after Part 5 of this series.*

**W**e are now at the point where we can start in earnest modifying CoCo's disk operating system (DOS). We have the capability of saving to disk and reloading a modified DOS (on a 64K CoCo) and we can also save it in an EPROM. Starting this month and for the remainder of this series, I will be presenting an assembly language program to modify or "patch" the DOS to add the desired features described earlier.

#### The Ground Rules

Before I start on this month's details I think we had better discuss the rules for building each layer of the assembly language "cake." This may be a little tedious but if we all understand the approach now, it'll stop problems from cropping up later.

At the end of the series you will have a complete patch program called *DOSPATCH* which will add all the commands and functions. This program generates a binary file which overlays Disk BASIC, modifying what is already there and adding new code. This month we will develop the foundation of this program and each month add a new section until it is complete. Each month you will be able to assemble the composition so far and use it to patch the DOS to check

*(Colin J. Stearman is an electronics engineer educated in the U.K. He has worked with all kinds of computers and has been a CoCo enthusiast for over two years.)*

the functions implemented.

However, it is inevitable that each month we will add some code which is not fully functional because it requires code not destined to be added until a future installment. When this happens we will use a technique called "commenting out," which makes a "comment" of the line of code which cannot yet be made functional. Then later, when the required code is there, we can remove the comment and reassemble to fully activate the feature. In assembly language an asterisk at the start of the line signifies a comment line and the assembler simply ignores the entire line, no matter what its contents.

As you look through Listing 1 you will see lines marked with a reference number in square brackets (for example, [REF 12]). Later in the series we will make some modifications to the associated line (most likely remove the asterisk) and I will refer to it by the reference number.

So the best approach is to use your editor to enter the listing exactly as shown. Then each month add the new listing to it, modify the reference lines as described in the text of the article, and reassemble.

### The Parallel Port

A final "housekeeping" note before we begin. In a later installment I will be describing a "Centronics" parallel printer port. This month's code contains lines for this purpose. My assembler (*MACRO* by Computerware) allows conditional assembly. This simply means that I can control which lines get assembled and which do not. I use this feature to control the assembly of all the code associated with the parallel port. You will notice a section of code bounded by the following assembler directive lines:

```
IFDF PARPRT
.
.
.
(lines of code)
.
.
.
ENDC
```

This simply means that if a label called *PARPRT* has been defined, then assemble all the bounded lines; otherwise, do not. At the very beginning of the listing the variable *PARPRT* is equated to one, thus defining it and causing the lines to be assembled. If this line were "commented out," the label would not be defined and the lines would not be assembled. If your assembler does not have this feature and you will be building the parallel port, type in the bounded lines of code and leave out the "IFDF" and "ENDC" lines. If you do not intend building it, leave the whole lot out.

Enough of all this mundane detail and on to the assembly language program.

### A Strong Foundation

Listing 1 is the base we will build on over the months. It consists of these primary parts:

- 1) Equates to memory locations and BASIC routines
- 2) Overlay lines to "hook in" the new code
- 3) Revisions to existing commands
- 4) New commands and functions look-up table
- 5) Installation code for the new commands
- 6) Parallel port initialization
- 7) Automatic file startup
- 8) Dummy commands and functions

### Overlays

By using the *ORG* (origin) statement in this section of the code I have patched in various jumps and subroutine calls right into the existing DOS code. This is one of the main techniques for modifying existing commands. The call jumps to our new code and this usually completes the operation replaced by the jump code, then performs the revisions and returns to the original code.

You will also notice two small patches to *DSKI\$* and *DSKO\$*. These allow a track value up to 40 instead of 35, for use with the revised functions below.

### Revisions to Existing Commands

I am sure you have encountered the "bug" in the *PCLEAR* command when used in a program. Maybe you have not come across a similar one in the *FILES* command. Each stem from the same type of error. Both commands have to relocate the BASIC program in memory but they forget to update the parse pointer so that BASIC can continue interpreting your program. The parse pointer points to the next item in your program to be interpreted by BASIC.

The revised code for these functions partly replaces the original code, duplicating much of it. At the crucial point the new pointer is calculated and stored at \$A6. Then the old code is used to complete the command. As an added bonus, the revisions to *PCLEAR* allow values of up to 16 instead of the customary eight. No changes have been made to the operation of *FILES* command.

### OPEN

The five lines at the label *FILDAT* complete what was happening before the jump and then add the value in the *DATE\$* variable to the directory entry. This results in a creation date being stored in the directory every time a new file is created. The date is stored in the first two bytes of the directory entry reserved for future use by Radio Shack. These are bytes 16 and 17, counting from zero. The date is compressed into two bytes by a particular coding method as follows:

```
! FIRST BYTE ! SECOND BYTE !
0 1 2 3 4 5 6 7 0 1 2 3 4 5 6 7
!<---YEAR--->!<MONTH>!<---DAY-->!
```

The year value is stored as the last two digits only. Besides the obvious advantage of saving storage space, this compression technique allows the resulting 16-bit word to be sorted correctly, if this is desired.

When the directory command revisions are complete, the directory will show the creation date along with the usual information. It is very useful to know when a file was created, especially if you have the same file on another disk. Which is the most recent? This modification will tell you.

### DIR

There are two revisions to this command. First, the creation date of each file is now displayed and second, the listing pauses after each screen is full, giving time to read it.

The date is displayed as *MM/DD/YY* as part of the directory line. At this time the date will not be displayed correctly because of a missing subroutine called *DATOUT*. The call to it has been commented out in line [REF 5].

When the screen is full the display will halt and wait for any key press. All keys will continue the display, except

BREAK, which will terminate the command immediately. The pause will only occur if the output is to the screen. The new *LDIR* command (described in a future installment) uses the *DIR* command but redirects it to the printer. As a result, no pause occurs.

### **DSKINI**

Many of you have disk drives capable of accessing 40 tracks. Even the 35-track Radio Shack drives can usually access 37 tracks. Although the DOS cannot use the tracks above 35, BASIC could make use of them via the *DSKI\$* and *DSKO\$* commands (suitably modified, of course).

However, to do this, the extra tracks must be formatted and thus the revisions to *DSKINI*. The syntax of the command is now:

DSKINI drive, number of tracks, skip factor

"Drive" is the drive number as usual. "Number of tracks" is any value from 35 to 40. If no value is given, 35 is assumed. "Skip factor" is as described in the DOS manual. If omitted, a skip factor of four is used. Because of the slight revision to this command, if you specify a skip factor you must also specify the number of tracks.

Some acceptable calls include:

DSKINI1           — A normal initialization  
DSKINIO,37       — Initialize 37 tracks with skip = 4  
DSKINI3,40,2     — Initialize 40 tracks with skip = 2

### **BACKUP**

Similarly, the *BACKUP* command has been modified to include any of the additional tracks from 36 to 40. The new syntax is:

BACKUP source drive [TO destination drive],[tracks]

Therefore, acceptable commands include:

BACKUP0           — backup to a second disk in 0, 35 tracks  
BACKUP0,40       — ditto, but all 40 tracks  
BACKUPITO0,37   — backup disk in 1 to disk in 0, 37 tracks

The only requirement for backing up more than 35 tracks is that both disks be previously initialized for at least the number of tracks specified in the command.

### **KILL**

The final command revision is to the file *KILL* command. If this is issued as a direct command then CoCo will check that you are sure you wish to erase it. An uppercase 'Y' is the only response which will result in the file being deleted. All others will cancel the kill. If the disk should have a write protect tab on it, this command will indicate the file was deleted and then return a "Write Protected" error (?WP). The file will still be there.

If the *KILL* command is used from within a BASIC program then no verification is performed. The assumption is that you have thoroughly debugged your program first!

### **New Commands and Functions**

Next comes the command table and its dispatch address

table. You will find all the new commands here. These tables are in standard BASIC format with the last character of each command having bit seven set to indicate its end. It is important that the order of the command words and the dispatch table be the same, otherwise you will issue one command and get another! The first command (*COLD*) is tokenized as \$E1 with the remainder sequentially from there. The *PARALLEL* command is last because some of you will not need it and this keeps the tokens for all other commands consistent.

Immediately following the command tables are those for the new functions. These start at \$A8 and when tokenized are preceded by \$FF.

Because all the new functions and commands are established here but the code has not yet been implemented, I have put dummy calls at the end of the listing for each. As a result, BASIC will accept the new words but do nothing. This way you can check the operation of the tables and installing code. When each function is added, these dummy calls will be deleted.

### **Installation Code**

The section of code starting at the label *ADDCOM* is run whenever the CoCo does a cold start (described in a future installment). This code sets up a table in low memory which is used to search for each BASIC command and function as the interpreter encounters them. Microsoft (who wrote this BASIC) kindly set things up so one more table can be added above and beyond the Disk BASIC commands.

At the end of this section is a revision to the "hook" in memory which gets taken when an error is encountered. For now this revision has been "commented out," but later it will allow us to both trap errors and prevent BASIC from halting program execution and also return more meaningful error messages.

### **Parallel Port Initialization**

Continuing the code, which is executed during a cold start, we encounter the parallel port "hook" patch and the initialization routine for the new peripheral interface adapter (PIA) which will run it. If you are not going to use the parallel port, leave this entire section out.

### **Auto File Execution**

Just prior to this, I have put a small reminder indicating who brought you these useful revisions. Then comes a feature which is more powerful than you might at first imagine.

Before completing start-up and giving you the OK prompt, the revised BASIC tries to find and run a BASIC file called *AUTOEXEC.BAS* on drive 0. If successful, this program is automatically run. If a disk is present but with no such file on it, then an NF Error is returned. If no disk is in the drive then an I/O Error results.

The power of this feature lies in the fact that you write the *AUTOEXEC.BAS* file and you can put in it anything you want. For example, it could simply be line calling for the running of some other program on the disk. Or perhaps an automatic backup scheme. Listing 2 is designed to request the date and store it in the new memory location for this purpose. I suggest that at the very least you have such a file on your disks.

The power up sequence I have used successfully is:

- 1) Power up the video monitor
- 2) Power the Multi-Pak Interface, if you have one

- 3) Then switch on each disk drive
- 4) Load the disk with the *AUTOEXEC.BAS* file in drive 0
- 5) Power up CoCo

I have used this hundreds of times with no problem. After a few seconds the banner will display and drive 0 will turn on. If the file exists it will automatically run.

Now you can get your favorite program running without even touching the keyboard!

### The Final Odds and Ends

The code at *COMCOD* and *FUNCOD* is executed during BASIC interpretation to get the address of the code needed to execute the command or function. Then immediately following you will see the dummy calls mentioned earlier.

### Testing The Program

#### 64K COMPUTER OWNERS

Testing is very easy for these people. If you did as I suggested last month, you should have a bootable disk with unmodified disk BASIC on it. If so, load it and start.

Once you have BASIC running in the all RAM mode, the procedure is to disable the interrupts, then overlay the patch file and cold start the new BASIC. As all interrupts are generated through one of the PIAs, they can be simply disabled by disabling the PIA. The steps are as follows, once the all RAM BASIC is running.

- 1) POKE &HFF03,&H34:'stop interrupts
- 2) LOADM"DOSPATCH":POKE&H71,0:

### EXEC&HA027

These two lines should be entered as direct commands to BASIC. When complete, a new start-up banner with the revisions copyright notice should be displayed. You should now be able to test all the revised commands implemented so far. Also, all the new commands and functions should be acceptable to BASIC (no SN Error), but of course, they will do nothing.

You could save the revised DOS back to disk, but I recommend you save this until all revisions are completed.

### NON-64K COMPUTER OWNERS

For you the testing is a little more difficult. We really do not want to go replacing the DOS ROM (Read only memory) in the disk controller cartridge quite yet. We can however, put the revised code in an EPROM and load it into the socket on the EPROM programmer addressed at \$C000.

If you have the Multi-Pak Interface you can fully test the result; if not, then basic functionality can be tested by plugging the EPROM programmer with programmed EPROM inserted into the expansion socket and then trying the commands. Of course, those accessing the disk drives will not work because the controller is not plugged in.

### Without the Multi-Pak

From last month, you should already have Disk BASIC saved on tape under filename *DBASIC*. With the disk system operational, do this:

CLEAR 200,&H3FFF



**112 W. WISCONSIN AV.**  
**KAUKAUNA, WI 54130**  
**(414) 766-1851**

**STOCK ITEMS SHIPPED SAME DAY!**

**THE COMPLETE TRS-80® LINE**

- ELITE CALC \$54.95
- ELITE WORD \$54.95
- ELITE FILE \$67.00
- TOM MIX CALL FOR PRICE

**THE COSMOS CONNECTION IS A COMPLETE SERIAL TO PARALLEL INTERFACE FOR THE COLOR COMPUTER TO THE GEMINI — 10X and 15X PRINTERS.**



**\$289.00**

**THE GEMINI-10X PACKAGE READY TO PLUG IN TO YOUR COLOR COMPUTER ONLY \***

**\$325.00**  
GEMINI - 10X PACKAGE \*\*

- NO AC REQUIRED
- SWITCHABLE BAUD RATE
- AT: 600
- 1200
- 2400
- HIGH QUALITY CONSTRUCTION
- COMPACT
- 90 DAY WARRANTY

**\$60.00**

10X - \$289.00  
15X - \$445.00  
Delta 10 - \$484.00  
Delta 15 - \$597.00

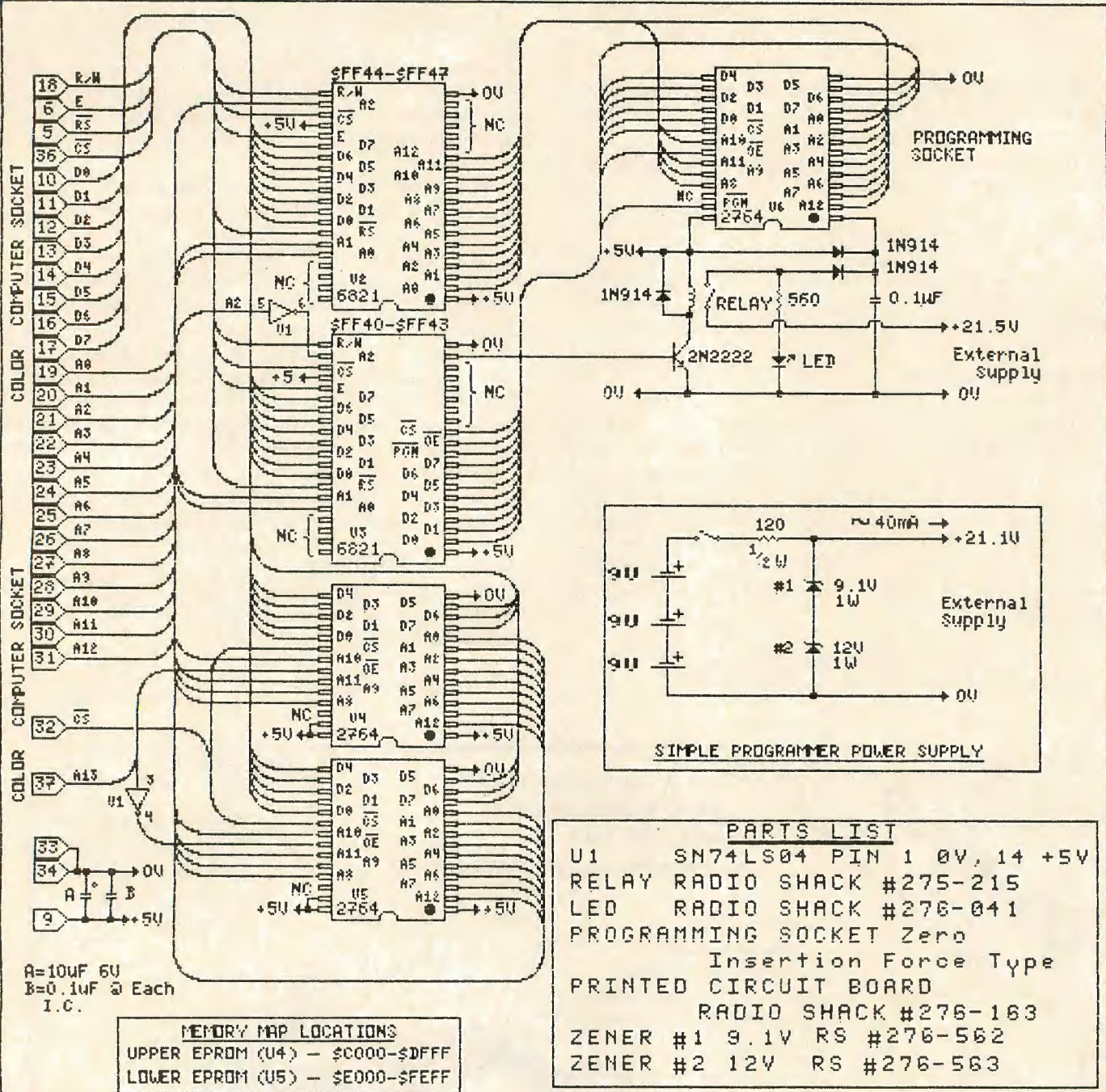


\*Plus - U.S. ORDERS Add \$10.00 Shipping & Handling  
\*Plus - CANADIAN ORDERS Add \$25.00 for Shipping & Handling  
\*\*FREE - Shipping & Handling in U.S. with Package Orders  
\*\*Plus - CANADIAN ORDERS Add \$15.00 for Shipping & Handling with Package Orders



**star**  
MICRONICS, INC.  
**THE POWER BEHIND THE PRINTED WORD.**

TRS-80 IS A TRADEMARK OF TANDY CORP. PRICES AND SPECIFICATIONS SUBJECT TO CHANGE.

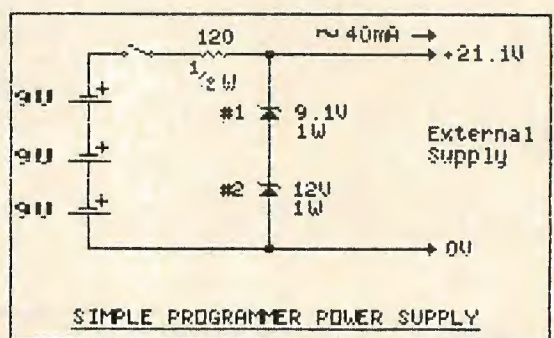
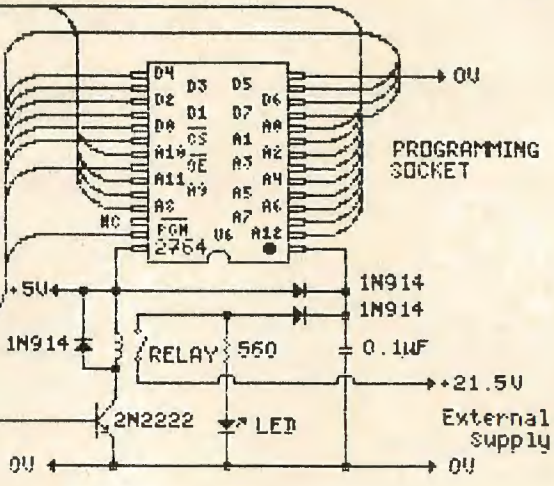


COLOR COMPUTER SOCKET

- 18 R/W
- 6 E
- 5 CS
- 36 CS
- 10 D0
- 11 D1
- 12 D2
- 13 D3
- 14 D4
- 15 D5
- 16 D6
- 17 D7
- 19 A0
- 20 A1
- 21 A2
- 22 A3
- 23 A4
- 24 A5
- 25 A6
- 26 A7
- 27 A8
- 28 A9
- 29 A10
- 30 A11
- 31 A12
- 32 CS
- 37 A13
- 33 A
- 34 B
- 9

A=10uF 5V  
B=0.1uF @ Each I.C.

**MEMORY MAP LOCATIONS**  
 UPPER EPROM (U4) - \$C000-\$DFFF  
 LOWER EPROM (U5) - \$E000-\$FEFF



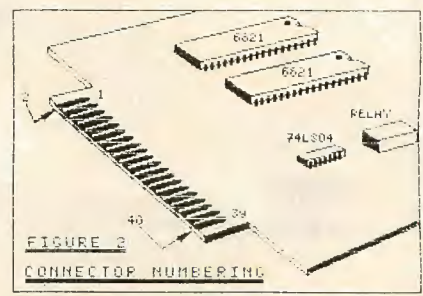
- PARTS LIST**
- U1 SN74LS04 PIN 1 0V, 14 +5V
  - RELAY RADIO SHACK #275-215
  - LED RADIO SHACK #276-041
  - PROGRAMMING SOCKET Zero Insertion Force Type
  - PRINTED CIRCUIT BOARD RADIO SHACK #276-163
  - ZENER #1 9.1V RS #276-562
  - ZENER #2 12V RS #276-563

**COLOR COMPUTER  
2764 EPROM PROGRAMMER**

**FIGURE 1**  
 Copyright 1984  
 Colin J. Stearns

(Drawn with GRAPHICOM)

*Editor's Note:*  
 Because of an error in production, two figures were left out of the last installment of "Cooking With CoCo." Here they are.



**FIGURE 2**  
 CONNECTOR NUMBERING

CLOADM"DBASIC",&H4000-&HC000+65536  
 LOADM"DOSPATCH",&H4000-&HC000+65536  
 CSAVEM"DBASIC#1",&H4000,&H5FFF,&HA027

Then power down, plug in the EPROM programmer, and do this:

CLEAR 200,&H3FFF  
 CLOADM"DBASIC#1"  
 CLOADM"EPROM"  
 EXEC

Then transfer the memory contents from \$4000 to \$5FFF to a completely erased EPROM.

#### With Multi-Pak

Program the EPROM following the steps given last month under the subtitle "Using the Programmer with the Disk," but just before doing the EXEC, enter:

LOADM"DOSPATCH",&H4000-&HC000+65536

To test, use the procedure in the same section. But after doing the POKE65407,3 also enter POKE&H71,0 and EXEC&HA027. This will cold start the new system and allow you to see the automatic file execution feature.

#### Next Month

We will fill in some of the code for those commands and functions we just added. Also we will add FLEXIKEY. This

is a keyboard utility which is so useful (even though I say it myself!) that you'll wonder how you ever survived without it!

Finally, if you would like the entire DOSPATCH program source (with all future installments), along with binary files with and without the parallel port driver, just send me a disk (no cassettes please) along with \$6 and a stamped, addressed disk mailer. I will load the disk and return it to you promptly.

Address this request or any questions to Colin Stearman, 143 Ash Street, Hopkinton, MA 01748.

Looking forward to your company next month.

#### Listing 1:

```
DOSPATCH - PATCH#001      OPT  COMPUTERWARE MACRO ASSEMBLER PAGE 1
Patch to RSDOS P#0021*****P#0000*P#0000*P#0000* 3. (C)1984 C.J.STEARMAN
0000
0003 REV EQU 0
0004 * Set REV = 0 for DOS 1.0, =1 for DOS 1.1
0005 *****
0006 *     RADIO SHACK COLOR COMPUTER DOS     *
0007 *     IMPROVEMENTS AND MODIFICATIONS     *
0008 *                                           *
0009 *     (C)1984 COLIN J. STEARMAN           *
0010 *****
0011 * Patch #1
0012 OPT MDG
0013 *****
0014 * COMMENT OUT THE NEXT LINE FOR A SERIAL PORT VERSION
0015 *(Controls conditional assembly)
0016 PARPRT EQU 1
0017 *****
0018 ****DQS 1.0 PATCH ADDRESSES*****
0000 0019 IFEQ REV
C020 0020 A001 EQU %C020
C0D1 0021 A001 EQU %C0D1
C100 0022 A002 EQU %C100
```

# It's time we put our chips on the table

. . . and showed you our best deals on computer hardware.

## HARDWARE SPECIALS

Extended Basic w/bk	\$ 39.95
64k (DEI) Memory Upg	\$ 59.95
Amdek Disk Drives	\$499.95
26-3029 CoCo Drive 0	\$329.95
26-3023 CoCo Drive 1	\$239.95
HJL Keyboard (D,E,F,2)	\$ 79.95
Super Pro Keybd. (D,E)	\$ 64.95
26-3127 64k Extended CoCo 2	\$229.95
26-3801 Model 100 8k	\$549.95
26-3816P 8k Upgrade Model 100	\$ 99.95
26-1192 CGP-115 Printer/Plotter	\$169.95
26-1271 DMP-110 Printer 50 cps	\$349.95
C. Itoh 8510 AP Printer 120 cps	\$399.95
Gorilla/NAP Video Monitor (Grn)	\$199.95
Video Monitor Adapters	\$ CALL
26-3024 RS Multi-Pac Interface	\$135.95
Botek Ser/Par Interface	\$ 69.95

## ACCESSORIES

RS D.C. Modem IB	\$ 89.95
Novation J-Cat Modem	\$129.95
RS D.C. Modem II	\$179.95
Signalman MK X Modem	\$179.95
Hayes SM 300 Modem	\$239.95
USR Password 1200/300	\$429.00
CoCo Switcher	\$ 39.95
Elephant Disks ssdd	\$ 22.95
26-3030 OS-9 (64k)	\$ 64.95 (disk)
Basic-09 (req. OS-9)	\$ 87.95 (disk)
**C** Compiler (OS-9)	\$ 87.95 (disk)
FHL O-Pak (req. OS-9)	\$ 34.95 (disk)
Elite Word	\$ 59.95 (d&c)
Elite Calc	\$ 59.95 (d&c)
Color Term Plus	\$ 29.95 (cass)

## MSI SOFTWARE

MSI DISKUTIL	 NEW	\$19.95
COLOR FINANCE 1		\$49.95
COLOR FINANCE 11	NEW	\$69.95
MSI NAMEFILE		\$24.95
MSI CALENDAR	NEW	\$19.95

Call for prices and availability of your favorite software and hardware. All advertised items subject to availability. Prices do not include shipping and handling. All of the above units are covered by our 120 day carry-in warranty.

TRS-80 Trademark Tandy Corporation. Prices subject to change without notice. Write for our FREE newsletter.

**TOLL FREE TENNESSEE 1-800-545-2502** | **TOLL FREE 1-800-251-5008**



**DELKER ELECTRONICS, INC.**  
 P.O. Box 897  
 Dept. R  
 408C Nissan Blvd.  
 Smyrna, TN 37167



**800-251-5008**  
**800-251-2502 (TENNESSEE)**  
**615-459-2636 (TENNESSEE)**  
**615-254-0088 (NASHVILLE)**

C110 0023 A0003 EQU 0C110  
 C124 0024 A0004 EQU 0C124  
 C17D 0025 A0005 EQU 0C17D  
 C570 0026 A0006 EQU 0C570  
 C575 0027 A0007 EQU 0C575  
 C58F 0028 A0008 EQU 0C58F  
 C65F 0029 A0009 EQU 0C65F  
 C688 0030 A0010 EQU 0C688  
 C6CB 0031 A0011 EQU 0C6CB  
 C6CF 0032 A0012 EQU 0C6CF  
 C990 0033 A0013 EQU 0C990  
 CA3B 0034 A0014 EQU 0CA3B  
 CB4A 0035 A0015 EQU 0CB4A  
 CBFC 0036 A0016 EQU 0CBFC  
 CBD5 0037 A0017 EQU 0CBD5  
 CC26 0038 A0018 EQU 0CC26  
 CC41 0039 A0019 EQU 0CC41  
 CC44 0040 A0019S EQU 0CC44  
 CE2E 0041 A0020 EQU 0CE2E  
 CEE5 0042 A0021 EQU 0CEE5  
 D169 0043 A0022 EQU 0D169  
 D182 0044 A0023 EQU 0D182  
 D18E 0045 A0024 EQU 0D18E  
 D1AF 0046 A0025 EQU 0D1AF  
 D1E5 0047 A0026 EQU 0D1E5  
 D446 0048 A0027 EQU 0D446  
 D4AB 0049 A0028 EQU 0D4AB  
 D4B2 0050 A0029 EQU 0D4B2  
 D571 0051 A0030 EQU 0D571  
 D594 0052 A0031 EQU 0D594  
 D670 0053 A0032 EQU 0D670  
 D6CD 0054 A0033 EQU 0D6CD  
 D723 0055 A0034 EQU 0D723  
 D7DD 0056 A0035 EQU 0D7DD  
 00E0 0057 HITOKN EQU 0E0  
 0058 \* Highest command token in DOS 1.0  
 0059 ENDC  
 0060 \*\*\*\*\*  
 0061 \*\*\*\*DOS 1.1 PATCH ADDRESSES\*\*\*\*\*  
 0062 IFBT REV  
 0063 A001 EQU 0C02C  
 0064 A001 EQU 0C0E4  
 0065 A002 EQU 0C118  
 0066 A003 EQU 0C12B  
 0067 A004 EQU 0C137

0068 A005 EQU 0C190  
 0069 A006 EQU 0C59D  
 0070 A007 EQU 0C5A2  
 0071 A008 EQU 0C5B0  
 0072 A009 EQU 0C68C  
 0073 A010 EQU 0C6E5  
 0074 A011 EQU 0C6FB  
 0075 A012 EQU 0C6FC  
 0076 A013 EQU 0CA3E  
 0077 A014 EQU 0CAE9  
 0078 A015 EQU 0CC1C  
 0079 A016 EQU 0CCA9  
 0080 A017 EQU 0CCAF  
 0081 A018 EQU 0CD00  
 0082 A019 EQU 0CD1B  
 0083 A019S EQU 0CD1E  
 0084 A020 EQU 0CF8A  
 0085 A021 EQU 0CFC1  
 0086 A022 EQU 0D256  
 0087 A023 EQU 0D26F  
 0088 A024 EQU 0D27B  
 0089 A025 EQU 0D29C  
 0090 A026 EQU 0D2D2  
 0091 A027 EQU 0D534  
 0092 A028 EQU 0D599  
 0093 A029 EQU 0D5A0  
 0094 A030 EQU 0D65E  
 0095 A031 EQU 0D681  
 0096 A032 EQU 0D761  
 0097 A033 EQU 0D7C0  
 0098 A034 EQU 0D816  
 0099 A035 EQU 0DB00  
 0100 HITOKN EQU 0E1  
 0101 \* Highest command token in DOS 1.1  
 0102 ENDC  
 0103 \*\*\*\*\*  
 0104 \*  
 C58F 0105 CHRVT EQU A008 OLD VECTOR JUMP  
 0080 0106 NTRACK EQU 080 USE CASSETTE TEMP STORE  
 0107 \*\*\*\*\*  
 0108 \* USES UNUSED(?) LOW RAM LOCATIONS  
 0076 0109 ELINE EQU 076 LINE # CAUSING ERROR  
 00DC 0110 JLINE EQU 0DC LINE TO JUMP TO ON ERROR  
 005A 0111 ECODE EQU 05A ERROR CODE  
 0112 \*\*\*\*\*  
 008A 0113 ZERO EQU 08A ZERO CONSTANT 16 BITS  
 FF26 0114 DATA EQU 0FF26 PIA DATA REGISTER  
 A1B1 0115 BETKEY EQU 0A1B1 BASIC'S CURSOR/KEY ROUTINE  
 B95B 0116 RETURN EQU 0B95B OUTPUTS A CARRIAGE RETURN  
 CC41 0117 SPACE EQU A0019 OUTPUT A SPACE  
 A282 0118 CHROUT EQU 0A282 OUTPUTS CHARACTER IN A  
 B9A2 0119 STROUT EQU 0B9A2 BASICS STRING OUTPUT X POINTS  
 0120 \* TO STRING, B HAS CHAR COUNT  
 006F 0121 DEVNUM EQU 06F OUTPUT DEVICE NUMBER  
 01DA 0122 HLDBFR EQU 01DA CASSETTE BUFFER FOR HOLD  
 02DD 0123 BASBFR EQU 02DD BASIC BUFFER  
 01D7 0124 HLDPTR EQU 01D7 IN CASSETTE FILE NAME BFR  
 01DB 0125 INSERT EQU 01DB DITTO  
 01D9 0126 WHLINE EQU 01D9 DITTO  
 0095 0127 BDFLAG EQU 095 BAUD RATE LOCATION USED AS  
 0128 \* SERIAL/PARALLEL FLAG  
 0096 0129 BAUDRT EQU 096 NORMAL SERIAL BAUD RATE LSB  
 0130 \* NEXT 3 WORDS ARE IN CASSETTE FILE NAME  
 01D1 0131 LINNUM EQU 01D1 AUTO CURRENT LINE NUMBER  
 01D3 0132 INCMNU EQU 01D3 AUTO LINE INCREMENT  
 01D5 0133 LCOUNT EQU 01D5 USED IN DIR DELAY  
 0134 \* there are 4 empty ram locations in the command  
 0135 \* dispatch table terminator. they are 0149/4A and  
 0136 \* 014E/F.  
 0149 0137 AUTOFB EQU 0149  
 014A 0138 INTFLG EQU 014A RAM FLAG FOR REISSUED LINE  
 014E 0139 DATUM EQU 014E USES TWO BYTES TO STORE DATE  
 0140 \*  
 0141 \* This section contains the overlays to patch in  
 0142 \* the new commands, functions and revisions  
 0143 \*  
 0144 \* REMOVE <CR> AFTER BANNER  
 C17D 0145 DRG A0005  
 C17D 00 0146 FCB 0  
 0147 \*  
 0148 \*\*\*\* PCLEAR PATCH \*\*\*\*  
 C028 0149 DRG A001 SETS TABLE TO A0020 ORIGINALLY  
 C028 CCD7DD 0150 LDD 0PCLEAR REPOINT TO NEW ROUTINE  
 0151 \*  
 0000 0152 IFEQ REV DOS 1.0  
 0153 \*\*\*\* FILES PATCH \*\*\*\*  
 DBE4 0154 DRG 0DBE4 PATCH OVER EXISTING CODE  
 DBE4 7EDB24 0155 JMP FILES DO EXTRA CODE  
 0156 ENDC  
 0157 \*  
 0158 \*\*\* PATCH FOR NEW KEYBOARD ROUTINE \*\*\*\*

## Quality Christian Software

### MONEY BACK GUARANTEE

If for any reason you are not fully satisfied with any program you purchase from Quality Christian Software just return the original program (Cassette or Diskette) and we will refund the purchase price of the program.

#### \*\*\*\*\* 4 NEW PROGRAMS \*\*\*\*\*

**PILGRIM'S PROGRESS:** An interactive adaptation of Pilgrim's Progress in the form of an adventure game. Your progress is directed away from the city of destruction and towards the Celestial City. Important Biblical Doctrines are grasped as the player proceeds. Requires 16k E.C.B. — \$17.99 Cassette.

**CHURCH TIME:** A light hearted non-theological adventure for the whole family. You're almost late for church and to top it off you forgot your Bible. Rushing back into your house you find that the sticky front door has bolted behind you. The object is to find your Bible and get outside so that you won't be late for church. 32k E.C.B.—\$10.99 Cassette.

**BIBLE REFERENCE PROGRAM:** Topographical Bible Reference Program covering 27 Topics with 60 Biblical References. 16k E.C.B. not required—\$10.99 Cassette.

**3-GAME PACK #3:** Reversed Sword Drill game #2, "Who Did That" Game #2 & "Who Said That" Bible Quote game #2.—16k E.C.B.—\$10.99 Cassette.

**JUDE:** A full text commentary and reference study on the Epistle of St. Jude. See the review in the December 1983 Issue of RAINBOW. Page 286. Requires 32k E.C.B. Cassette \$13.99 Disk \$16.99

**3-GAME PACK #4:** Books of the Bible Game, Bible Character Word Scramble game & "Who Said That" Bible quote game. Requires 16k E.C.B. — Cassette \$10.99

**3-GAME PACK #2:** Reversed Sword Drill game, "Who Did That" game & Bible Places Word Scramble game. Req. 16k E.C.B.—Cassette Version \$10.99.



Please Add \$2.00 for freight  
 C.O.D.'s add \$4.00  
 Overseas add \$6.00

QCS

P. O. Box 1899  
 Duncan, OK 73534  
 405/255-5696

24 Hour  
 Phone  
 Service





```

C108      #159      ORG  A0002      SETUP FOR JMP AT #16A
          #160 *      FDB KEYBRD GOES TO NEW KEYBOARD RTN [REF 1]
          #161 * [REF 1: Uncomment when FLEXIKEY code is installed]
          #162 * DID HAVE A000B, JUMP TO THIS IF DEV CODE<#
          #163 *
          #164 **** ADD COMMANDS PATCH ****
C001      #165      ORG  A0001
C001 7ED991  #166      JMP  ADDCOM
          #167 *
C124      #168      ORG  A0004
          #169 *      FDB ERCNCL      [REF 2]
          #170 * [REF 2: Uncomment when ERRORS code is installed]
          #171 *PATCH INTO RUN COMMAND TO CANCEL ERROR JUMP
          #172 *A0004 ORIGINALLY HAD A0013
          #173 *****
          #174 *PATCH IN FOR AUTO INPUT
C118      #175      ORG  A0003
          #176 *      FDB INPUT      [REF 3]
          #177 * [REF 3: Uncomment when AUTO code is installed]
          #178 *A0003 DID HAVE #C6B7 WHICH JUST RETURNED
          #179 *****
          #180 ** DO A PAUSE AFTER EACH 15 LINES IN DIR
C805      #181      ORG  A0017
          #182 * INITIALIZE COUNTER
C805 BDD8B6  #183      JSR  NOTBRK
          #184 *
CC26      #185      ORG  A0018
          #186 * DO PAUSE IN DIR
CC26 BDD849  #187      JSR  LINHLD
          #188 *
          #189 *
          #190 *****
          #191 * PATCH TO ADD DATE TO FILE WHEN OPENING
C570      #192      ORG  A0006
C570 7ED83C  #193      JMP  FILDAT      PUT DATE INTO FILE
          #194 *****
          #195 * PATCH FOR DSKINI EXTRA TRACKS
          #196 *****
D571      #197      ORG  A0030
D571 9180    #198      CHPA <NTRACK
          #199 *
D594      #200      ORG  A0031
D594 9180    #201      CHPA <NTRACK
          #202 *
D446      #203      ORG  A0027
          #204 * FIX DSK1#/DSK0# TO ALLOW UP TO 40 TRACKS
D446 27     #205      FCB  39      TOP TRACK NUMBER
          #206 *
D4AB      #207      ORG  A0028      FIRST LINE OF DSKINI
D4AB 16#3DE  #208      LBRA DSKINI      BOTO NEW CODE
          #209 * DID HAVE LBEQ #A61F
          #210 *
          #211 *PATCH BACKUP
D182      #212      ORG  A0023
D182 7ED8AC  #213      JMP  BCKPAT      BACKUP PATCH
          #214 * RETURN TO A0024
          #215 *
          #216 * THIS PATCHES BACKUP SYNTAX CHANGES
          #217 * MAKE TRACK COUNT A VARIABLE
D1AF      #218      ORG  A0025
D1AF 9680    #219      LDA <NTRACK      WAS LDA #23
          #220 *
          #221 * THIS PATCHES KILL TO CHECK FOR ERASING FILE
C6CB      #222      ORG  A0011
C6CB 7ED8D4  #223      JMP  KILLCK      DO KILL CHECK CODE
          #224 *
          #225 *****Following patches set the drive step rate
          #226 *Affects all drives, select rate of slowest drive
          #227 *
D6CD      #228      ORG  A0033      RESTORE step rate
D6CD #2     #229      FCB  2      =20mS;3=30mS;1=12mS;#=6mS
          #230 *
D723      #231      ORG  A0034      SEEK step rate
D723 16     #232      FCB  #16      =20mS;#17=30mS;#15=12mS;#14=6mS
          #233 *****
          #234 * Patch code to existing commands
          #235 *
          #236 * ALL NEW CODE RESIDES IN THE UPPER
          #237 * AREA OF DISK ROM NOT USED
          #238 * BY DISK BASIC, STARTING AT
          #239 * A0035.
B700      #240      ORG  A0035
          #241 *
          #242 *
          #243 *****
          #244 * PATCH FIXES THE BUG IN PCLEAR
          #245 *
          #246 *
          #247 *
          #248 * DO ROUTINE, FIX IS TO REVISE PARSER POINTER
          #249 * AT #A6 FOR CHANGE IN LOCATION

```



# Megamunk

32K tape \$21.95

32K disk \$23.95

100% machine language fast action game. As a soldier/monkey you must save the forest of Ledonia from the evil mammoth spiders. avoid the falling coconuts, save the sacred birds and recover Ledonia's treasure. Megamunk has 11 different screens with multiple colors and "four voice" music. A REAL challenge. (Joy-stick required).

# 10KEY

16K \$17.95

A numeric keypad for your COCO for only \$17.95? Impossible? 10KEY is 100% position independent machine language software that turns a portion of your keyboard into a numeric keypad. 10KEY is useful when typing in those long DATA statements with lots of numbers or when entering numeric data with any BASIC program. (Note: 10KEY does not function with INKEYS statements). The 10KEY package contains the following: 1-10KEY a machine language program that loads at the top of 16K. 2-GEN a program to generate your own custom version of 10KEY. 3-DEMO a simple graphing program with which to practice with the 10KEY program.

#### ORDERING INFO

- Add \$2 for shipping and handling.
- Utah residents add 5.75% sales tax
- We accept checks, money orders, VISA and MASTER CHARGE. Order by phone: 801-571-5023 (call 6:30 to 10 pm MDT for technical info.)
- We carry many other line programs, please call or write for our flyer.

\* COLOR \*  
**CONNECTION**  
**SOFTWARE**

1060 Buddlea Drive  
Sandy, Utah 84070





# PRICE BREAKTHROUGH

## Super Sale on New Disk Drives

Starting at \$169.00!

**Tandon — Siemens — Remex — MPI — Teac — Shugart — Tabor**

40 or 80 Tracks — Single or Dual Head — New 3 1/2" Drivette™

Our Disk Drives are Capable of Single and Dual Density Operation

The NEWEST Technology Capable of Operating on Most Popular Computers

**Drive a Hard Bargain!™** For your TRS/80, Color Computer, IBM, Apple, Franklin 5 M.B.-20 M.B. Complete Systems . . . . . from \$999.95

**Diskette Breakthrough — 10 Pack in Library Case — \$18.95 NEW LOW PRICE**

**SAVE!! PLEASE CALL FOR OUR MOST CURRENT PRICE REDUCTIONS.**

**TOLL FREE ORDERING**

**GENERAL AND TECHNICAL**

**1-800-343-8841**

**1-617-872-9090**

- Disk Drives (0123) TRS/80-IBM-Apple - TI Franklin-Max/80-LNW . . . . .
- Model I/III/IV Upgrade (Disk Drives - Memory) . . . . .
- Printers — Daisywheel/Dot Matrix . . . . .
- Percom Double Density Controller (Model I) . . . . .
- Color Computer Printer Interfaces . . . . .
- Disk Drive Operating Systems . . . . .
- Repair Services Now Offered — FAST Turn-a-Round . . . . .
- Apple/Franklin Compatible Add-On Drives with Case & Cable . . . . .
- Diskettes in Library Cases . . . . .
- DISK DRIVE CASES AND POWER SUPPLIES** . . . . .
- Printer Buffers 8K to 512K . . . . . starting at \$143.95
- Holmes Model I/III Speed-up Mod . . . . . starting at \$90.00
- Cables — Printer/Disk Drive . . . . . starting at \$23.00

**CALL  
TOLL  
FREE  
FOR  
NEW  
PRICES**

**Warranty on Disk Drives — 6 Months to 1 Year**

# SOFTWARE SUPPORT, INC.

One Edgell Road, Framingham, MA 01701 (617) 872-9090  
Hours: Mon. thru Fri. 9:30 am to 5:30 (E.S.T.) Sat. 10 am to 4:30 pm

**DEALER INQUIRIES INVITED.**

**TERMS:**  
M.C./Visa/Amex and personal checks accepted at no extra charge. C.O.D., please add \$3.00. Shipping: Please call for amount. Not responsible for typographical errors.

**CANADA**  
**MICRO R.G.S. INC.**  
751, CARRE VICTORIA, SUITE 403  
MONTREAL, QUEBEC, CANADA, H2Y 2J3  
Regular Tel. (514) 845-1534  
Canadian Toll Free 800-361-5155

**Service! Service!**

*All in stock products are shipped within 24 hours of order. Repair/Warranty service is performed within 24 hours of receipt unless otherwise noted. We accept C.O.D., foreign and APO orders. School and D&B corporate P.O.s accepted.*

TRS/80 Registered Trademark Tandy Corp. IBM-PC Registered IBM Corp. Apple Registered Trademark Apple Computer Corp.  
Franklin Registered Trademark Franklin Corp. Max/80 Registered Trademark Lobo Int.

**DISK DRIVES DISK DRIVES DISK DRIVES DISK DRIVES DISK DRIVES DISK DRIVES DISK DRIVES**

```

0250 * OF BASIC
0251 *
D7DD B1C0 0252 PCLEAR CHPA 00C0 IS IT PCLEAR?
D7DF 1026F44B 0253 LBNE A0020 NO, EXIT TO PREVIOUS HOOK
D7E3 9D9F 0254 JSR 99F PARSE OVER PCLEAR TOKEN
D7E5 BDB70D 0255 JSR 0070B GET & EVAL. 1ST ARG.
D7E8 5D 0256 TSTB IS IT ZERO?
D7E9 274E 0257 BEQ FCERR YES, SO ERROR
D7EB C111 0258 CNPB 017 IT IS >16?
D7ED 244A 0259 BMS FCERR YES, ERROR
D7EF 8A06 0260 LDA 06 MULTIPLY BY 1536(1 SCREEN)
D7F1 3D 0261 MUL 6*256=1536
D7F2 DB8C 0262 ADDB 0BC ADD TO START OF
D7F4 1F9B 0263 TFR B,A 1SRT GRAPHIC SCREEN
D7F6 C601 0264 LDB 01
D7F8 1F02 0265 TFR D,Y COPY THIS+1 TO Y
D7FA 1093B7 0266 CMPD 007 IS THIS PAGE RESERVED?
D7FD 253A 0267 BLO FCERR YES, SO ERROR
D7FF 9319 0268 SUBD 019 SUB. START OF BASIC
DB01 1F03 0269 TFR D,U SAVE VALUE TEMPORARILY
DB03 D31B 0270 ADDD 01B ADD END OF BASIC
DB05 1F01 0271 TFR D,X SAVE NEW END ADDRESS
DB07 C300CB 0272 ADDD 0200 STACK SIZE
DB0A 9321 0273 SUBD 021 STACK TOP ADDRESS
DB0C 242B 0274 BMS FCERR NO ROOM, ERROR
DB0E 8D0B 0275 BSR DIRECT CHECK IF DIRECT
DB10 2706 0276 BEQ L1 YES SO DIRECT NO FIX
DB12 1F30 0277 TFR U,D RECOVER OFFSET
DB14 D3A6 0278 ADDD 0A6 REVISE PARSER POINTER
DB16 DDA6 0279 STD 0A6 AND SAVE IT
DB18 7E96B4 0280 L1 JMP 096B4 CONTINUE PCLEAR ROUTINE
0281 *
0282 *THIS CHECKS IF IN DIRECT MODE, Z=1 IF SO
DB1B 3410 0283 DIRECT PSHS X PRESERVE A AND B
DB1D 9E60 0284 LDX 060 BET LINE NUMBER
DB1F 3001 0285 LEAX 1,X IS IT %FFFF?
DB21 3510 0286 PULS X RECOVER D
DB23 39 0287 RTS
0288 *****
0000 0289 IFEQ REV DOS 1.0
0290 * PATCH FIXES A SIMILAR BUG
0291 * IN THE FILES COMMAND
DB24 931B 0292 FILES SUBD <01B END OF BASIC ADDRESS
0293 * D HAS OFFSET DUE TO MOVE OF BASIC
DB26 3406 0294 PSHS A,B SAVE RESULTS

```

```

DB28 8DF1 0295 BSR DIRECT CHECK IF DIRECT MODE
DB2A 2706 0296 BEQ SKIP YES SO DIRECT COMMAND
DB2C ECE4 0297 LDD ,S BET D OFF STACK FIX OFFSET
DB2E D3A6 0298 ADDD 0A6 ADD TO PARSER POINTER
DB30 DDA6 0299 STD 0A6 SAVE IT
DB32 3506 0300 SKIP PULS A,B RECOVER OFFSET
DB34 D319 0301 ADDD 019 ADD BASIC START ADDRESS
DB36 7ED0E8 0302 JMP 0D0EB CONTINUE FILES CODE
0303 ENDC
0304 *
DB39 7E844A 0305 FCERR JMP 0B44A ?FC ERROR
0306 *
0307 *****
0308 *FILE DATE TO DIRECTORY
DB3C B70976 0309 FILDAT STA 0976 FINISH WHAT WAS DOING
DB3F A742 0310 STA 2,U DITTO
DB41 FC014E 0311 LDD DATUM GET DATE
DB44 ED45 0312 STD 3,U PUT INTO BUFFER
DB46 7EC575 0313 JMP A0007 CONTINUE OPENING FILE
0314 *****
0315 * DIR command revisions
0316 *
0317 *
0318 *****
0319 * directory output of file creation date
0320 LINHLB PSHS B SAVE GRANULE COUNT
DB49 3404 0321 JSR 0B0CC OUTPUT IT TO SCREEN
DB4B BDB0CC 0322 JSR SPACE OUTPUT 1 SPACE
DB4E B0CC41 0323 PULS B RECOVER GRANULE COUNT
DB51 3504 0324 CNPB 09 HOW MANY DIGITS?
DB53 C109 0325 BHI ATCLM DONT NEED EXTRA SPACE
DB55 2203 0326 JSR SPACE OUTPUT A SPACE
DB57 B0CC41 0327 ATCLM LDX 2,S BET DIRECTORY PNTR
DB5A AE62 0328 LDD 16,X GET DATE FROM DIRECTORY
DB5C EC8B10 0329 PSHS D SAVE VALUE
DB5F 3406 0330 LDB 0B SEE IF ROOM FOR STRING
DB61 C60B 0331 JSR 0B50F WONT RETURN IF NOT
DB63 DBB50F 0332 *X POINTS TO STRING SPACE
DB66 3506 0333 PULS D GET DATE AGAIN
0334 * JSR DATOUT PUT DATE IN IT (REF 5)
DB68 C6FB 0335 LDB 0-B CHARACTERS TO FIX
DB6A A605 0336 OUTCHR LDA B,X BET CHARACTER
DB6C BDA282 0337 JSR CHROUT OUTPUT IT
DB6F 5C 0338 INCB REDUCE COUNTER
DB70 26FB 0339 BNE OUTCHR DO SOME MORE
0340 *****
0341 * DIRECTORY PAUSE TO SCREEN ONLY
0342 *
DB72 0D6F 0343 TST DEVNUM CHECK IF TO SCREEN
DB74 2615 0344 BNE CR DON'T PAUSE IF DIR NOT TO SCREEN
DB76 7A01D5 0345 DEC LCOUNT DECREASE CURRENT LINE COUNT
DB79 2610 0346 BNE CR OUTPUT NEXT LINE
DB7B BDA1B1 0347 WAIT JSR GETKEY GET KEYBOARD ENTRY
DB7E 27FB 0348 BEQ WAIT IF NONE YET
0349 *
DB80 8103 0350 CNPA 03 IS IT BREAK?
DB82 2602 0351 BNE NOTBRK NO
DB84 3264 0352 LEAS 4,S REMOVE OLD RETURN
0353 * AND X LEFT ON STACK
0354 *
DB86 C610 0355 NOTBRK LDB 016 REST LCOUNT
DB88 F701D5 0356 STB LCOUNT
DB8B 39 0357 CR RTS
0358 *****
0359 ** PATCH DSKINI0 TO FORMAT UP TO 40 TRACKS
0360 ** SYNTAX IS DSKINI0 drive,number of tracks,skip factor
0361 ** NUMBER OF TRACKS IN 35 - 40, DEFAULTS TO 35
DB8C 1027CDBF 0362 DSKINI LBEQ 0A61F DN ERROR
DB8E BDD169 0363 JSR A0022 CHECK FOR 0-3 DEVICE #
DB8F C623 0364 LDB 035 DEFAULT # OF TRACKS
DB91 9DA5 0365 JSR 0A5 ANY MORE ON INPUT LINE?
DB93 2703 0366 BEQ NOVALS NO MORE VALUES
DB95 BDB738 0367 JSR 0B738 GET TRACK VALUE
DB9C B003 0368 NOVALS BSR TRKCHK CHECK FOR VALID DRIVE #
0369 *
DB9E 7ED4B2 0370 JMP A0029 RETURN TO REGULAR CODE
0371 *
DBA1 C123 0372 TRKCHK CNPB 035 LOWEST LEGAL VALUE
DBA3 2594 0373 BLO FCERR ?FC ERROR
DBA5 C12B 0374 CNPB 040 HIGHEST LEGAL VALUE
DBA7 2290 0375 BHI FCERR ?FC ERROR
DBA9 D700 0376 STB NTRACK SAVE IN TEMP BUFFER
DBAB 39 0377 RTS
0378 *
0379 *****
0380 **** PATCH TO BACKUP ****
0381 *
DBAC 3404 0382 BCKPAT PSHS B SAVE SOURCE DRIVE NO.
DBAE C623 0383 LDB 035 DEFAULT TRACKS
DBB0 D700 0384 STB NTRACK SAVE DEFAULT VALUE
DBB2 3504 0385 PULS B RECOVER SOURCE DRIVE NO.

```



# BIG B PRO QUARTERBACK

— The  
Incredible New  
Football Simulation  
for the Color Computer!

- \* Pass, Run, or Kick — You call the Plays!
- \* Compete with friends or challenge the computer.
- \* Contains extended basic and non-extended basic versions for 16K cassette color computers.

Send \$16.95 (check or money order) for each game (Colorado residents add 3 1/2% sales tax). Allow four weeks for delivery.

**Big B Software**  
P. O. Box 91  
Broomfield, Colorado 80020


Please send me \_\_\_\_\_ game(s) @ \$16.95 each.

Name \_\_\_\_\_


Address \_\_\_\_\_

City, State, Zip \_\_\_\_\_

From the programmer that brought **ZAXXON\***  
to the Color Computer,\*\*  
Moreton Bay Software proudly presents  
**BJORK BLOCKS.**

see us at  RAINBOWfest  
PRINCETON

An incredible graphic utility! Now you can design graphics just like the masters. You can even animate! User friendly. Precision drawing. Precision color selection. Fully menu driven. Only one joystick needed for menu selection and graphic creation. Compressed data storage or load and save 6K binary files. Almost impossible to crash. Create your own graphic adventure screens. Limitless applications in communication, education and program development.



Picture created with BJORK BLOCKS

Requires 32K Extended Basic  
(64K for animation)

\$34.95 Tape or Disk

---

## GRAPHICOM

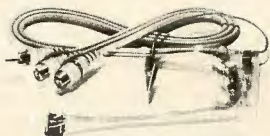
The perfect line drawing companion to **BJORK BLOCKS**. You must see this program to believe it! Create pictures and text on the same screen. Now you can create pictures as good as any graphic you have seen on the color computer. Write graphic adventures or educational programs. Requires 64K EXB, Disk Drive and Joy Sticks \$29.95

**SPECIAL: Bjork Blocks and Graphicom \$55.00**

---

## DOUBLE DRIVER

The BEST monitor driver available, unlike some monitor drivers the Double Driver provides TRUE monochrome and color composite output. Audio Output. Solderless installation. \$24.95



**MORE BUSINESS** -Ver 3.12 The preferred business package. Completely interactive. General Ledger. Accounts Receivable. Accounts Payable. Customer Statements. Mailing Labels. Profit/Loss. Balance Sheet Statements. Our most powerful business package. Buy the best!

32K Disk R/S DOS \$99.95

---

## 64K UPGRADES

Instantly access 64K via M/L Totally solderless kit to upgrade E Boards. Kit includes eight 4164 prime chips and chips U29 and U11 already soldered. E Board Kit \$69.95

Color Computer II kit requires soldering. \$64.95




---

## TRIVIA AND SOME SIGNIFICA

Get 40% more question at 66% the cost!

Great family or party game. More than 1900 questions in nine categories.

HISTORY                      ENTERTAINMENT                      ANIMALS  
SCIENCE AND TECHNOLOGY  
SPORTS AND GAMES      ART AND MUSIC  
LITERATURE AND LANGUAGE  
POLITICS AND PLACES  
MATHEMATICS AND COMPUTERS

Challenging, educational and even funny at times. Best of all, you get the utility the programmer used to create these questions. All ready for you to create your own challenges. Make up questions about family history, high school basketball scores or your favorite TV series. Parents and teachers can use this to develop their own educational files.

16K EXTENDED BASIC CASSETTE \$19.95  
32K EXTENDED BASIC DISK \$21.95

---

## MORETON BAY SOFTWARE

A Division of Moreton Bay Laboratory



316 CASTILLO STREET  
SANTA BARBARA,  
CALIFORNIA 93101  
(805) 962-3127

### Ordering information

Add \$2.00 shipping and handling per order. We ship within 24 hours on receipt of order. Blue Label Service available. California residents add 6% sales tax.



\*Zaxxon Reg TM Sega Corp.  
\*\*Color Computer Reg TM Tandy Corp.

# DYNAMITE+™

## "THE CODE BUSTER" disassembles any 6809 or 6800 machine code program into beautiful source

- Learn to program like the experts!
- Adapt existing programs to your needs!
- Convert your 6800 programs to 6809!
- Automatic LABEL generation.
- Allows specifying FCB's, FCC's, FDB's, etc.
- Constants input from DISK or CONSOLE.
- Automatically uses system variable NAMES.
- Output to console, printer, or disk file.
- Available for all popular 6809 operating systems.



FLEX™ \$100 per copy; specify 5" or 8" diskette.  
OS-9™ \$150 per copy; specify 5" or 8" diskette.  
UnifLEX™ \$300 per copy; 8" diskette only.

For a free sample disassembly that'll convince you DYNAMITE+ is the world's best disassembler, send us your name, address, and the name of your operating system.

# NEW

## CoCo OS-9 VERSION

# \$59.95

DISASSEMBLES OS-9, FLEX, DOS FILES

**Order your DYNAMITE+ today!**

See your local DYNAMITE+ dealer, or order directly from CSC at the address below. We accept telephone orders from 10 am to 6 pm, Monday through Friday. Call us at 314-576-5020. Your VISA or MasterCard is welcome. Orders outside North America add \$5 per copy. Please specify diskette size for FLEX or OS-9 versions.

**Computer Systems Center**  
13461 Olive Blvd.  
Chesterfield, MO 63017  
(314) 576-5020



UnifLEX software prices include maintenance for the first year.

DYNAMITE+ is a trademark of Computer Systems Center.



FLEX and UnifLEX are trademarks of TSC.  
OS-9 is a trademark of Microware and Motorola.  
Dealer Inquiries welcome.



```

DBB4 9DA5      #386      JSR  #A5      ANY MORE ON LINE?
DBB6 2719      #387      BEQ  BUPOUT   NO SO EXIT
DBBB 812C      #388      CMPA #',     LOOK FOR A COMMA
DBBA 270B      #389      BEQ  BTTRK    YES SO BET NO OF TRACKS
                #390 * LOOK FOR "TO" TOKEN
DBBC C6A5      #391      LDB  #A5      "TO" TOKEN
DBBE BDB26F    #392      JSR  #B26F    CHECK FOR IT SN ERROR IF NOT
DBC1 BDD169    #393      JSR  A0022    get second drive and check it
                #394 * now we have second drive in b
                #395 *****
                #396 * NOW GET NO OF TRACKS
DBC4 3404      #397 BTTRK PSHS B      PRESERVE SECOND DRIVE #
DBC6 9DA5      #398      JSR  #A5      ANY MORE ON LINE?
DBC8 2705      #399      BEQ  BUPEXT   NO SO CONTINUE OLD CODE
DBCA BDB73B    #400      JSR  #B73B   PARSE , GET VALUE
DBC8 BDD2      #401      BSR  TRKCHK   FOR VALID DRIVE #
DBCF 3504      #402 BUPEXT PULS B      RECOVER SECOND DRIVE VALUE
DBD1 7ED18E    #403 BUPOUT JMP A0024  CONTINUE OLD CODE
                #404 *****
                #405 * REVISE KILL ROUTINE TO CHECK FOR ERASURE
                #406 *
DBD4 BDC65F    #407 KILLCK JSR A0009  CHECK FOR FILE
DBD7 BDC68B    #408      JSR  A0010  DID WE GET A MATCH?
                #409 * DON'T RETURN HERE IF WE DIDN'T
DBDA 3416      #410      PSHS X,A,B   SAVE REGISTERS
DBDC BDD81B    #411      JSR  DIRECT  only confir in direct mode
DBDF 263B      #412      BNE  NDCNF   Dont confir delete
DBE1 C60A      #413      LDB  #10     CHARACTER COUNT
DBE3 BED8FD    #414      LDX  #CHKMSG POINT TO MESSAGE
DBE6 BDB9A2    #415      JSR  STROUT  OUTPUT THIS
DBE9 BDA1B1    #416      JSR  GETKEY  GET ANSWER
DBEC BDA2B2    #417      JSR  CHROUT  OUTPUT IT
DBEF 3402      #418      PSHS A      SAVE IT
DBF1 BDB95B    #419      JSR  RETURN  OUTPUT A CR
DBF4 3502      #420      PULS A      GET RESPONSE
DBF6 8159      #421      CMPA #'Y    IS IT YES
DBFB 2714      #422      BEQ  CONFRM  CONFIRM DELETION
DBFA 3516      #423      PULS X,A,B
DBFC 39        #424      RTS        EXIT AND DON'T DELETE
DBFD 53        #425 CHKMSG FCC %SURE(Y/N)?%
D907 44        #426 CNFMMSG FCC /DELETED/
                #427 *
D90E BED907    #428 CONFRM LDX #CNFMMSG POINT TO CONFIRM MESSAGE
D911 C607      #429      LDB  #7      CHARS IN IT
D913 BDB9A2    #430      JSR  STROUT  OUTPUT THIS
D916 BDB95B    #431      JSR  RETURN  PLUS A CR
D919 3516      #432 NDCNF PULS X,A,B  RECOVER REGS
D91B 7EC6CF    #433      JMP  A0012  CONTINUE KILL COMMAND
                #434 *****
                #435 * COMMAND TABLE AND JUMP CODE
                #436 *
                #437 *
                #438 *****
                #439 * ADDED BASIC COMMANDS AND FUNCTIONS *
                #440 *****
                #441 *
                #442 *
                #443 * COMMAND TABLE
                #444 *
D91E 43        #445 COMTBL FCC /COL/
D921 C4        #446      FCB  'D+12B
D922 57        #447      FCC  /WPOK/
D926 C5        #448      FCB  'E+12B
D927 46        #449      FCC  /FAS/
D92A D4        #450      FCB  'T+12B
D92B 53        #451      FCC  /SLD/
D92E D7        #452      FCB  'M+12B
D92F 58        #453      FCC  /XE/
D931 D1        #454      FCB  'Q+12B
D932 41        #455      FCC  /AUT/
D935 CF        #456      FCB  'O+12B
D936 53        #457      FCC  /SWA/
D939 D0        #458      FCB  'P+12B
D93A 45        #459      FCC  /ERRDR/
D93F D3        #460      FCB  'B+12B
D940 42        #461      FCC  /BAU/
D943 C4        #462      FCB  'D+12B
D944 4C        #463      FCC  /LDI/
D947 D2        #464      FCB  'R+12B
                #465 *
                #466      IFDF PARPRT ASSEMBLE FOR PARALLEL PORT
                #467 *KEEP THIS LAST IN LIST FOR TOKEN COMPATABILITY
                #468      FCC  /PARALLE/ [REF 6]
D948 50        #469      FCB  'L+12B [REF 7]
D94F CC        #470      ENDC
                #471 * [REF 6 & 7: If no conditional assembler and
                #472 * parallel port is used, delete IFDF and ENDC
                #473 * lines. If not used, delete all 4 lines.]
                #474 *
                #475 *****
                #476 * COMMAND JUMP TABLE
    
```

```

0477 * MUST BE IN SAME ORDER AS COMMANDS
0478 *
D950 0479 CTABLE EQU * TABLE START
D950 DA4E 0480 COMDSP FDB COLD COLD RESTART
D952 DA4F 0481 FDB WPOKE
D954 DA50 0482 FDB FAST
D956 DA51 0483 FDB SLOW
D958 DA52 0484 FDB XEQ
D95A DA53 0485 FDB AUTO
D95C DA55 0486 FDB SWAP
D95E DA54 0487 FDB ERRCMD
D960 DA56 0488 FDB BAUD
D962 DA57 0489 FDB LDIR PRINT DIRECTORY
0490 *
0491 *KEEP THIS LAST IN LIST FOR TOKEN COMPATABILITY
0492 IFDF PARPRT ASSEMBLE FOR PARALLEL PORT
D964 DA58 0493 FDB PARA [REF B]
0494 ENDC
0495 * [REF B: If no conditional assembler and
0496 * parallel port is used, delete IFDF and ENDC
0497 * lines. If not used, delete all 3 lines.]
D966 0498 CTBLEX EQU * TABLE END
0499 *****
0000 0500 NUMCMD EQU (CTBLEX-CTABLE)/2 NO. OF CMDS
0501 *****
0502 * FUNCTION TABLE
0503 *
D966 53 0504 FUNTBL FCC /SCAN/
D96A A4 0505 FCB '0+128
D96B 44 0506 FCC /DATE/
D96F A4 0507 FCB '0+128
D970 45 0508 FCC /ELIN/
D974 C5 0509 FCB 'E+128
D975 45 0510 FCC /ECOD/
D979 C5 0511 FCB 'E+128
0000 0512 IFEQ REV
D97A 45 0513 FCC /ENAME/
D97F A4 0514 FCB '0+128
0515 ENDC
D980 57 0516 FCC /NPEE/
D984 CB 0517 FCB 'K+128
0518 *****
0519 * FUNCTION JUMP TABLE
0520 *
D985 0521 NTABLE EQU * FUNCTION TABLE START

```

```

D985 DA59 0522 FUNDSP FDB SCAN
D987 DA5A 0523 FDB DATE
D989 DA5B 0524 FDB ERRLIN
D98B DA5C 0525 FDB ERRCOD
0000 0526 IFEQ REV
D98D DA5D 0527 FDB ERNAME
0528 ENDC
D98F 0529 ARGMRK EQU *
0530 * put all functions without an argument above
0531 * this equate
D98F DA5E 0532 FDB NPEEK
D991 0533 NTABLE EQU * TABLE END
0534 *****
0000 0535 NUMFUN EQU (NTBLEX-NTABLE)/2 NO. OF FUNCTIONS
0536 *****
0537 * THIS IS EXECUTED DURING STARTUP
0538 *
0539 * Output revision banner
D991 BEDA0F 0540 ADDCOM LDX @BANNER-1 POINT TO BEFORE BANNER
D994 BDB99C 0541 JSR @B99C USE BASIC'S OUTPUT ROUTINE
0542 *****
D997 7F0149 0543 CLR AUTOFB SET UP FOR NO AUTO
D99A 7F014A 0544 CLR INTFLB OLD LINE REPEAT FLAG
D99D BED91E 0545 LDX @COMTBL POINT X TO COMMAND TABLE
D9A0 CE013E 0546 LDU @013E START OF COMMAND VECTOR TABLE
D9A3 AF41 0547 STX 1,U SAVE COMMAND TABLE ADDRESS
D9A5 860B 0548 LDA @NUMCMD GET NUMBER OF COMMANDS
D9A7 A7C4 0549 STA ,U SET IT IN TABLE
D9A9 BEDA2B 0550 LDX @COMCOD COMMAND CODE
D9AC AF43 0551 STX 3,U
0552 *****
D9AE 8606 0553 LDA @NUMFUN GET NUMBER OF FUNCTIONS
D9B0 A745 0554 STA 5,U SAVE IT IN TABLE
D9B2 BED966 0555 LDX @FUNTBL GET FUNCTION TABLE ADDRESS
D9B5 AF46 0556 STX 8,U SAVE IT IN TABLE
D9B7 BEDA37 0557 LDX @FUNCOD GET FUNCTION CODE ADDRESS
D9BA AF48 0558 STX 8,U
D9BC 6F4A 0559 CLR 10,U SET END OF TABLES FLAG
D9BE BEB277 0560 LDX @0B277 ?9N ERROR
D9C1 AFCB12 0561 STX 18,U STORE IN NEXT HOOK SLOTS
D9C4 AF4D 0562 STX 13,U FOR COMS & FUNCT.
D9C6 6F4F 0563 CLR 15,U SET TOKEN GROUP TO ZERO
D9CB 9EBA 0564 LDX ZERO
D9CA AFCB10 0565 STX 16,U CLEAR DATUM
0566 * JSR RESET ERROR TRAP VALUES [REF 9-1]

```

# Forget Those Point Spread Blues!



## With Pigskin Predictions!

Pigskin Predictions, the best-selling NFL Handicapper from Rainbow Connection Software, is now part of our library. And we're absolutely delighted! Why wrestle with those Sunday point spreads? Let your Color Computer do the work for you! And what a job it does:

- Menu-driven selection of schedules, ratings, division races, predictions or results by team or week. Seven different reports to screen or printer!
- Easy once-a-week entry of scores—no complex, meaningless stats!
- Predicts scores of all games for remainder of season each week!
- Calculates projected won-lost records for all weeks.
- Maintains home field advantage and power ratings for all teams!
- 1984 schedule data file included free. Or enter the schedule yourself.
- 32K enhanced version features dazzling Rainbow Writer screen display! Seeing is believing. 16K abridged version included too.

If you're a football fan, you'll be absolutely amazed at the power of this program. 16/32K Extended Basic required. Only \$35.95 on tape or disk. 1984 data tape or disk for previous owners only \$13.95.

Federal Hill Software 825 William St. Baltimore, Md. 21230 301-685-6254 VISA/MC Welcome

```

#567 * REDIRECT ERRORS TO ERRTRP BY CHANGING JUMP ADDRESS
#568 *AT #18F
#569 * LDD #ERRTRP [REF 9-2]
#570 * STD #18F [REF 9-3]
#571 * [REF 9: Uncomment when ERRORS code is installed]
#572
#573 *
#574 * IFDF PARPR7 DO FOR PARALLEL [REF 10]
#575 * [REF 10 & 11: If no conditional assembler and
#576 * parallel port is used, delete IFDF and ENDC
#577 * lines. If not used, delete these and
#578 * all lines in between.]
#579 * REDIRECT CALLS FOR OUTPUT VIA [#02] A282
#580 * TO ALLOW PARALLEL PORT OPERATION.
#581 * LDD #PAROUT PARALLEL PORT ROUTINE
#582 * STD #160
#583 * NOW INITIALIZE PARALLEL PORT
#584 * *****
#585 * BASIC PATCH FOR PARALLEL OUTPUT
#586 * *****
#587 *
#588 *
#589 * THE UART BAUD RATE MSB (#95) IS SET TO I TO
#590 * ACTIVATE THE PARALLEL INTERFACE. SET TO ZERO
#591 * FOR THE SERIAL OUTPUT. THIS MEANS 300 BAUD AND
#592 * HIGHER WILL ACTIVATE THE SERIAL PORT, 110 OR LOWER
#593 * WILL ACTIVATE THE PARALLEL PORT.
#594 * THIS IS THE DEFAULT CONDITION.
#595 * *****
#596 * PIA LAYOUT
#597 * BIT # UNUSED INPUT
#598 * BIT 1 UNUSED INPUT
#599 * BIT 2 UNUSED INPUT
#600 * FF24 BIT 3 UNUSED INPUT
#601 * BIT 4 UNUSED INPUT
#602 * BIT 5 UNUSED INPUT
#603 * BIT 6 UNUSED INPUT
#604 * BIT 7 PRINTER BUSY=1
#605
#606 * FF25 SET TO #4 FOR ALL INPUTS
#607
#608 * BIT # PARALLEL OUTPUT
#609 * BIT 1 PARALLEL OUTPUT
#610 * BIT 2 PARALLEL OUTPUT
#611 * FF26 BIT 3 PARALLEL OUTPUT
#612 * BIT 4 PARALLEL OUTPUT
#613 * BIT 5 PARALLEL OUTPUT
#614 * BIT 6 PARALLEL OUTPUT
#615 * BIT 7 PARALLEL OUTPUT
#616
#617 * FF27 SET TO #2C FOR OUTPUTS & CB2
#618
#619 *BUSY IS ALSO CONNECTED TO CB1 BUT NOT USED
#620 *PIA DETECTS BUSY TO NOT BUSY TRANSITION
#621 *
#622 * SET UP PIA FOR PARALLEL PORT
#623 * LDX #DATA POINT X TO PIA
#624 * LDA #0FF
#625 * STA ,X SET DATA DIRECTION REG TO #FF
#626 * LDA #02C SET FOR AUTO STROBE
#627 * STA 1,X CONTROL REGISTER
#628 * LDA #04 SET UP BUSY PIA
#629 * STA -1,X POINT FF24 TO DATA REG
#630 * SET UP OF PIA COMPLETE
#631 * SET UP DEFAULT BAUD RATE
#632 * LDD #1CA BASICS 120 BAUD
#633 * STD #DFLAG SET VALUE
#634 * ENDC END CONDITIONAL [REF 11]
#635
#636 * *****
#637 *RUN AUTOEXEC FILE
#638 *
#639 * LDX #AUTFIL POINT X TO COMMAND LINE
#640 * LDW #02DD BASIC INPUT BUFFER
#641 * LDB #FILEND-AUTFIL NUMBER OF CHARACTERS
#642 * PSWB B,U SAVE COUNT AND BUFFER PTRN
#643 * JSR #A59A MOVE I TO U B BYTES
#644 * LDA #035 WARN FLAG
#645 * STA #71 SET IT
#646 * JSR #095C SET D/P PARAMETERS
#647 * PULS B,I CHAR COUNT & BUFR PTR IN X
#648 * LEAX -1,X BACK OFF POINTER
#649 * JMP #AC7F STARTUP BASIC
#650 *RETURN TO BASIC ROM
#651 *AUTFIL FCS /RUN'AUTOEXEC'/ # BYTE ENDED
#652 * FILEND EQU *
#653 *BANNER FCS /REV(C)1984 C.STEARMAN<0D><0D>/
#654 * *****
#655 * COMMAND CODE
#656 *This is executed during token interpretation
#657 * to jump to correct code

```

D9CD CC0A5F  
D9D0 FD0168

D9D3 8EFF26  
D9D6 86FF  
D9D8 A784  
D9DA 8A2C  
D9DC A701  
D9DE B604  
D9E0 A71F

D9E2 CC01CA  
D9E5 D995

D9E7 BDA02  
D9EA CE02DD  
D9ED C60E  
D9EF 3444  
D9F1 B0A59A  
D9F4 8653  
D9F6 9771  
D9F8 00995C  
D9FB 3514  
D9FD 301F  
D9FF 7EAC7F

DA02 32  
DA10  
DA10 32

```

#658 *
#659 *CONCD CMPA #HITOKN+NUMCD HIGHEST LEGAL CODE
#660 * BLS GOODVL BOT A GOOD VALUE
#661 *
#662 *SNERR JMP >#8277 ?SN ERROR JUMP
#663 *
#664 *GOODVL LDX #CONCDSP POINT TO DISPATCH TABLE
#665 * SUBA #HITOKN+1 LOWEST TOKEN IN RANGE
#666 * MAKES A HAVE OFFSET INTD DISPATCH TABLE
#667 * JMP >#ADD4 CALCULATE AND EXECUTE IT
#668 * *****
#669 * FUNCTION CODE
#670 *This is executed during token interpretation
#671 * to jump to correct code
#672 *
#673 *FUCNCD CMPB #4E*(2+NUMFUN)
#674 * BHI SNERR BAD CODE
#675 * SUBB #050 LOWEST FUNCTION NUMBER
#676 * CMPB #ARGMRK-NTABLE-2 Number of functions not
#677 * requiring an argument, I 2 +2
#678 *
#679 *ACTUAL TOKEN IS 50/2 + 00 = A0
#680 * BLE NOARG FIRST FUNCTIONS HAVE
#681 * NO ARGUMENT
#682 *ALL OTHERS DO AND ITS OBTAINED
#683 * FIRST HERE
#684 * PSWB B SAVE TOKEN OFFSET
#685 * JSR #8262 EVAL BRACKETTED ARGUMENT
#686 * PULS B RESTORE OFFSET
#687 *NOARG LDX #FUNCDSP POINT TO FUNCT. DISPATCH TABLE
#688 * JMP #82CE 80 LOOKUP AND JUMP
#689 * *****
#690 * COLD RTS [REF 12]
#691 * WPOKE RTS [REF 13]
#692 * FAST RTS [REF 14]
#693 * SLOW RTS [REF 15]
#694 * XEQ RTS [REF 16]
#695 * AUTO RTS [REF 17]
#696 * ERRCMD RTS [REF 18]
#697 * SWAP RTS [REF 19]
#698 * BAUD RTS [REF 20]
#699 * LDIR RTS [REF 21]
#700 * PARA RTS [REF 22]
#701 * SCAN RTS [REF 23]
#702 * DATE RTS [REF 24]
#703 * ERRALN RTS [REF 25]
#704 * ERRCOD RTS [REF 26]
#705 * ERNAME RTS [REF 27]
#706 * WPEEK RTS [REF 28]
#707 * PAROUT RTS [REF 29]
#708
#709
#710
#711 *ZLAST EQU #-1 last used address value
#712 *
#713 * ZLAST must not be greater than #DFFF for
#714 * DOS 1.0 and #0EFF for DOS 1.1. The latter
#715 * has the OS-9 Boot program and SWI set routines
#716 * from #DF00 to #DFAC
#717 *
#718 *
#719 *
#720 * OPT LIS
#721 * END ADDCOM
D991
NO ERROR(S) DETECTED

```

Listing 2:

```

10 *DATE LOADER
11 DIM DAYS(12)
12 DATA 31,28,31,30,31,30,31,31,30,31,30,31
13 FOR I=1 TO 12
14 READ DAYS(I)
15 NEXT
30 INPUT"DATE (MM, DD, YY) ";M,D,Y
50 IF M<0 OR M>12 THEN 1000
70 IF Y<0 THEN 1000
80 IF D<1 THEN 1000
90 IF M=2 THEN 120
100 IF D>DAYS(M) THEN 1000 ELSE 150
110 * DO FEBRUARY
120 IF (INT(Y/4)-(Y/4)AND(D)DAYS(M))THEN 1000
130 * LEAP YEAR
140 IF D>29 THEN 1000
150 DATE =(Y*INT(2^9))+(M*INT(2^5))+D
160 WPOKE &H14E,DATE
170 END
1000 PRINT"ERROR":GOTO30

```



# Federal Hill Software

FINE PRODUCTS FOR THE COLOR COMPUTER, DRAGON AND MC-10

## Mon CoCo Parle Francais! Mi Coco Habla Espanol!

These delightful 16K Extended Basic programs will teach your youngsters a basic French or Spanish vocabulary. Each language package contains two programs with a total of 1,000 words in a colorful game format that teaches children to think as well as memorize. They'll have great fun as they watch the letters hop across the screen and slip into place. Perfect for home or classroom. We include a list of the vocabulary words for study guides or lesson plans. Spanish or french, only \$24.95 on tape, \$27.95 on disk. Both languages only \$39.95, tape or disk.



## Tax Relief!

Were your taxes a hassle this year? Then you need Coco-Accountant II. This 32/64K home and small business accounting program is everything you need to keep track of your finances and make income tax time a breeze. Use your canceled checks, credit card receipts, payroll and bank stubs. Coco-Accountant II will list and total expenditures by year, month, account and payee or income source. It tracks tax deductible expenses and payments subjects to sales tax. It even calculates the sales tax you paid.

The program offsets income and expenditures to produce net cash flow reports. It prints out a spreadsheet showing your year at a glance, balances your checkbook and prints a monthly reconciliation statement. The 32K version handles 450 entries in RAM. The 32K disk version stores 500, while the 64K tape and disk versions store an amazing 900 entries. State memory size when ordering. Only \$27.95, tape or disk.



## The Handicapper

Use the power of your computer to improve your performance at the track! Separate programs for harness and thoroughbred horses make it a snap to rank the horses in each race! Using information readily available from the thoroughbred Racing Form or harness track program, you can handicap a race in five minutes and a whole card in less than an hour! We even provide diagrams showing where to get the information you need.

Factors include speed, class, post position, past performance, jockey or driver's record, weight, parked out signs, beaten favorite and other attributes. Complete instructions and betting guide. Versions for all Color Computers, MC-10's and Model 100's. State computer type and memory when ordering. Harness or thoroughbred, \$27.95 each, tape or disk.

**NEW GREYHOUND HANDICAPPER!** Now use your Color Computer for greyhounds, too! This fine handicapping program, written by a successful greyhound trainer, does it all. Using speed, breaking ability, favorite box, kennel performance, and other factors, it ranks the dogs in each race and recommends quinnella, trifecta and exacta bets. For Color Computer only, \$27.95 tape or disk.

**SPECIAL!** Any two handicappers, only \$39.95. All three only \$54.95.



## Play Blackjaq!

This lightning fast, full casino Blackjack simulation will boggle your mind! Up to 5 players and 9 decks. The computer deals and plays vacant hands by card-counting rules! Blackjaq keeps track of winnings and losings, displays two card-counting algorithms and card distribution, and can even print out the results of each hand. Requires 16K EXT. Only \$27.95, tape or disk.

## Use All 64K!

Did you feel gypped when you found out your 64K computer had only 32K of memory in BASIC? We sure did. So we invented HID 'N RAM, the most powerful 64K programming tool on the market. With HID 'N RAM you can access that hidden 32K of memory from a BASIC program and use it to store and sort your data. Write a 28K program and still have more than 30K left to store numbers, names, addresses or other data. It even has a machine language sort routine! The package includes complete instructions and a demonstration program--a mailing list that holds 450 names and addresses IN RAM! Only \$27.95, tape or disk.



**Federal Hill Software**

FINE PRODUCTS FOR THE COLOR COMPUTER, DRAGON AND MC 10



We accept checks, money orders, Visa and Master Card. Add \$1.50 for shipping and handling of software, \$5.00 for disk drives. Credit Card orders should include card number, exp. date and signature.

825 William St. Baltimore, Md. 21230 301-685-6254

# It's A Mystery

**M***ystery* is a learning game designed to test (and exercise) the user's general knowledge of various countries from around the world. The program randomly selects a set of clues relating to the size, major products, demography, topography, etc. of one of five countries. The user must guess the name of the country, and the fewer clues needed, the higher the user scores on that round. After 10 written clues have been presented the map of the country is shown as the final clue.

The program features a partial high-resolution character generator and Hi-Res (*PMODE4*) maps. The user may try *PMODE3* and the high-speed poke (65495,0) to modify the graphics display.

To use *Mystery*, just run it. The directions are part of the program start-up. Once the clues are displayed on the screen, enter 'G' to make a guess at the country's name or 'N' for the next clue. At the end of each round the start-up prompts are recycled to allow every new player to read the directions. The original version of this program has five additional countries/clue sets. This version is available for \$5 from: Tony Hallen, 316 S. Jackson St., Rushville, IL 62681.



*By Tony Hallen*

22..... 145	2515 .... 236
39..... 12	3025 .... 221
1040 ..... 27	3060 .... 226
2010 .... 145	3085 .... 178
2230 .... 176	4010 ..... 72
	END .... 123

## The listing:

```


1 CLS: PRINT@235, "WORKING...
3 PCLEAR4:PMODE4, 1: CLEAR5000
4 GOSUB 4000
5 DIM CLUE$(4,9), MAP$(4,2), MAR
KER(4), ANS$(4)
7 NOISE$="L100AEFDCBEBAFEGDA02":
  N1$="L1000+DEFADECCADEGBDAECFF":
  N2$="L1000-AGCEDAGFEADGCEGDF02"
10 MAP$(0,0)="BM174,84M+2,0M-14,
+18M+6,8D4M-6,3M-6,12M-6,2M-6,9L
24M-14,7M-6,3M-4,-8L2E5L4M-6,-4L
4U6E8H4U3E4H8R4U6M+6,-14E4U3L2U3
L16U4LB
12 MAP$(0,1)="U2M+2,-7L4U2H3E6R4
E5R6D2M+26,4R12D1R8M+12,2D2M+22,
6U2M+6,1F3M+14,2M+4,-4M+4,7M-2,+
5M-12,8M-10,5
14 MAP$(0,2)="BM84,133M-4,3D1L2M
+2,-3L10M+2,-9U9H2U2R2U2L6U2M+10
,-22U8M74,66
20 MAP$(1,0)="BM138,27M+8,11G5M1
44,42F5M-2,6M+6,-5M+12,6D3M172,5
6M+20,8F9R6D5M210,82M-4,8M-8,6G8
M186,112D6M-6,10M-6,11M-24,6G8D6
M-8,9M-4,7M-6,2M118,180M-2,-5M-1

```

```

0, -9L4E13U12M-4, -1
22 MAP$(1, 1)="M102, 132U7M+4, -9M-
4, -9L8M-2, -12L6H2M72, 90U10M-12, 4
L8M-2, -4L6H5M34, 70M+6, -9M+10, -5U
6M52, 44U4R6U2M-4, 2U4R6M+4, -1M+10
, 5M+8, -4M78, 24M+6, 2M+12, -4R2M+2,
4L2D8F2R14M+4, -3M126, 35M138, 27
29 'AUSTRALIA
30 MAP$(2, 0)="BM162, 40R2M+2, 6D6F
M+2, 2R4D1M+6, 17R4M+6, 3D2M188, 86E
3M+4, 9F8D12M-4, 8D3M-10, 12D2G2D6M

```



```

-10, 3D2L8U1H2G2M152, 148U3L4M-2, -
9G2U6G3H2R2U7G8M134, 128H4U4L6U2L
10M-10, 4H1M94, 126L10M-10, 5M-10, -
3H2E4U8M-4, -12H4R2L2M52, 96
32 MAP$(2, 1)="R4M-2, -7U6M+8, -7M+
16, -2E4M+4, -9D2R4U3F2M94, 53M+10,
-5D2F4R4D2R2D2R4H4M116, 45R6U2L2U
2M+18, 6E2D2M-4, 7F2M+12, 6D2R6M162
, 40
35 'CHINA
36 MAP$(3, 0)="BM236, 32D9M-2, 6G3D
10G6L4D3L2M-8, 10L4G4H2U7M188, 84L
4D3M+6, 3D1R4U2R8D2F1M-6, 2G7M204,
119D4L4D2R1F2D4M-8, 16F2L2D1M-18,
14D4H4G2H2D4M156, 173D2G2H4U2L8H1
0M-16, 3M112, 171H2L2U1H1U1L2U2E2H

```

```

3U4H2G2L2M+6, -8U11L4U2L4E1U3M92,
128
38 MAP$(3, 1)="G2M-14, 4M-12, 3G4U4
M-6, -4M-10, -3M24, 103U3E2U6R1E4U4
H2L2M-2, -7M-4, -11L2U2E3M+8, 2E2R1
0M+4, -2U3R2U10M+10, 2H2U2R2E4M+10
, 1U1H2E3M78, 30M+8, 9D11M+14, 8M+4,
5F2M+24, 6R4M156, 67E6U5R8M+12, -8R
6E1H4L4G2H3E1U8M+4, 2M+6, -3U3E2U4
E1U1L2U3M194, 15
39 MAP$(3, 2)="M+10, 2M+10, 13R4F6M
236, 33
40 'CHILE
41 MAP$(4, 0)="BM120, 7U1E2U2D1F2D
5F2DD2R2G4D3R2M+4, 11R4D5G6M130, 5
1M-6, 13D14R2D8G2D4F2D3G2D1102D11
F2D12F4D1L2D5F2M124, 156M-2, 4M+8,
10E2F2E2M+4, 2M144, 181R2F2D1L102L
4M-12, -7H6U5H2U3E2U2G4U5G2U6E2U3
M112, 144U2E2U1E2U6D8R2U19L4D9M11
4, 106
42 MAP$(4, 1)="H2U3H2E2M118, 79M-2
, -13R2U5L2M+2, -17E2U3H2U28M120, 7
1000 'BEGIN LOADING ARRAY
1020 HEADER$="**clues**":TITLE$="
mystery country":FOOTER$="(N=NE
XT CLUE, G=READY TO GUESS)
1025 FOR T=0TO4:FORS=0TO9:READCL
UE$(T, S):NEXTS:READ AN$(T):NEXT
T
1030 IF CNTER=5 THEN RUN ELSE CL
S:PRINT@64, "DO YOU WANT"TAB(64)"
INSTRUCTIONS (Y/N)?
1035 A$=INKEY$: IF A$(">"Y" AND A
$(">"N" THEN 1035 ELSE IF A$="N"
THEN 1100
1040 CLS:PRINT@8, TITLE$:TAB(64);
"THIS PROGRAM WILL PRESENT"TAB(3
2)"YOU WITH FACTS OR 'CLUES'"TAB
(32)"CONCERNING A 'MYSTERY COUNT
RY.'"
1045 PRINT:PRINT"YOUR JOB IS TO
GUESS THE NAME"TAB(32)"OF THIS C
OUNTRY. YOUR SCORE"TAB(32)"WILL
BE LOWER FOR EACH CLUE"TAB(32)"
THAT YOU NEED TO SOLVE THE"TAB(3
2)"'MYSTERY.'"
1050 GOSUB2400
1055 PRINT@8, TITLE$:PRINT:PRINT"
AFTER EACH CLUE YOU MAY ASK"TAB(
32)"FOR ANOTHER CLUE BY PRESSING
"TAB(32)"'N' FOR 'NEXT CLUE,' OR
YOU"TAB(32)"MAY TRY TO GUESS TH
E COUNTRY'S"TAB(32)"NAME BY PRES
SING 'G' FOR"TAB(32)"'GUESS.'"
1060 PRINT:PRINT"THE FINAL CLUE
WILL BE AN OUT-"TAB(32)"LINE MAP
OF THE COUNTRY."TAB(64)"GOOD LU
CK...": GOSUB 2400

```

```


1100 FLAG=0: CNTER=CNTER+1 'KEEP
TRACK OF # OF GAMES
1110 CLS:PRINT@10,HEADER$:PRINT@
32,STRING$(32,45);:PRINT@480,FOO
TER$;
1115 COUNTRY=RND(5)-1:IF MARKER(
CO)=1 THEN 1115 ELSE MARKER(CO)=
1
1120 FOR CT=0 TO 9:PLAY "O"+STR$
(RND(4)+1):PLAY NOISE$:PRINT@(CT
+3)*32,CLUE$(CO,CT)
1125 A$=INKEY$:IFA$<>"N"ANDA$<>"
G"THEN1125
1130 IF A$="N"THEN NEXTCT:GOSUB2
000
1140 GOSUB2200:GOTO1125
2000 'BEGIN MAP, WRITE MESSAGES
BRANCH TO GUESS INPUT
2010 COLOR0,1:PCLS:SCREEN 1,1
2015 AA$="THE LAST":DRAW "BM4,10
": GOSUB 4100:AA$="CLUE:":DRAW"B
M4,20":GOSUB4100
2020 FOR T=0 TO 2:DRAW MAP$(CO,T
):NEXT T
2025 GOSUB 2500 'PAINT MAP
2026 IF FLAG=2 THEN AA$="THAT'S"
:DRAW"S4BM4,10":GOSUB4100:AA$="I
T!":DRAW"BMB,20":GOSUB4100:RETU
RN

```

```

2030 FLAG=1:FORT=1TO3000:NEXTT '
FLAG=LAST CLUE INDICATOR
2050 GOSUB 2200:RETURN 'INPUT GU
ESS, RETURN
2100 'GIVE ANSWER
2110 CLS:PRINT@64, "SORRY--THE A
NSWER IS";TAB(64);ANS$(CO);".":
PRINT:PRINT
2120 GOTO 2320
2200 'INPUT GUESS
2205 CLS: PRINT@32,"CAREFULLY TY
PE COUNTRY'S NAME";TAB(32);"(SPE
LLING MUST BE EXACT).
2210 PRINT:PRINT:INPUT GUESS$
2215 IF GUESS$=ANS$(CO) THEN 230
0
2217 PLAY "O1L30ECDEEDCCDEDECCE
DD02
2220 IF FLAG=1 THEN 2100
2225 PRINT:PRINT"NOPE. TRY AGAIN
.";TAB(64);"(PRESS ANY KEY TO RE
TURN)
2230 IF INKEY$=""THEN2230
2235 CLS:PRINT@10,HEADER$:PRINT@
32,STRING$(32,45);:PRINT@480,FOO
TER$;
2245 FOR T=0TOCT:PRINT@32*(T+3),
CLUE$(CO,T):NEXTT
2250 RETURN

```



**AUTOTERM**  
 TURNS YOUR COLOR COMPUTER INTO THE  
**WORLD'S**  
**SMARTEST TERMINAL!**  
 YOU'LL ALSO USE AUTOTERM FOR SIMPLE  
 WORD PROCESSING & RECORD KEEPING



### EASY TO USE

ON-SCREEN EDITING via cursor. Full prompting and error checking. Key Beep and Error Beebop. Scroll bkwd/fwd while on line. Save/load files while on line. Maintain a disk copy of session. Automatic graphics. True lower case. Screen widths of 32, 40, 42, 50, 64. No split words on screen/printer. Print all or part of text. Search for strings. Well written manual goes step-by-step and has many KSM examples. Back cover is a cheat sheet.

**RECOMMEND 32K to 64K**  
**EASY UPGRADE**  
 Price Difference +\$13

### PLEASANTLY POWERFUL

Total communications ability, 128 ASCII chars, 1200 baud, etc. Send text, graphics, BASIC, ML. Scan/Edit current data while receiving more data. Any modem. Fully supports D.C. Hayes and others. Any printer, page size, margins, etc. Override narrow text width of received data. Examine/change parameters, KSMs and disk directories at any time. Handles files which are larger than memory.

**CASSETTE \$39.95**  
**DISKETTE \$49.95**  
 Add \$3 shipping and handling  
 MC/VISA/C.O.D.

### TRULY AUTOMATIC

Create, edit, print, save and load Keystroke Multipliers (KSMs). KSMs automate almost any activity. Dial via modem, sign-on, interact, sign-off. Perform entire session. Act as a message taker. KSM may include parameter changes, disk operations, editing, time delays, looping, execution of other KSMs, waiting for part-specified responses, branching based upon responses.

**PXE Computing**  
 11 Vicksburg Lane  
 Richardson, Texas 75080  
 214/699-7273

```

2300 'SCOREBOARD FOR CORRECT ANS
WER
2302 FLAG=2:COLOR0,1:PCLS:SCREEN
1,1:GOSUB 2020
2304 FOR T=1 TO 2: SCREEN 1,0:PL
AY N1SE$:SCREEN1,1:PLAY N2SE$:NE
XTT
2310 CLS:PRINT:PRINT:PRINT"YOU G
UESSED IN"CT+1"CLUES";TAB(64);"F
OR A SCORE OF";100-CT*3;".....";T
AB(64);"GOOD JOB!
2320 PRINT:PRINT "TRY ANOTHER GA
ME (Y/N)?"
2330 Z$=INKEY$: IF Z$="Y" THEN 1
030 ELSE IF Z$="N" THEN PRINT:PR
INT"BYE-BYE.":PRINT:END ELSE GOT
O 2330
2400 'PROMPT FOR TURNING PAGE
2410 PRINT:PRINT "PRESS <ENTER>
TO GO ON...":LINEINPUT Z$
2420 CLS
2430 RETURN
2500 'PAINT ROUTINE
2510 IF CO<>5 THENPAINT(122,92),
0,0
2515 IF CO=4 THEN PAINT(132,176)
,0,0
2520 IF CO=5 THEN PAINT(152,72),
0,0:PAINT(128,100),0,0:PAINT(132

```

```

,35),0,0
2525 IF CO=7 THEN PAINT(144,87),
0,0:PAINT(148,90),0,0:PAINT(47,9
2),0,0
2530 RETURN
3000 DATA"SIZE OF COLORADO + WYO
MING","1,300 MILES OF COASTLINE"
,"AVG. RAINFALL LESS THAN 20 IN.
","41% OF LAND USED FOR FARMING"
," MUCH IRRIGATION USED
3005 DATA"PRINCIPAL PRODUCTS: WI
NE, OLIVES"," VEGETABLES, CIT
RUS FRUIT"," TEXTILES, FOOT
WEAR"
3010 DATA"RELIGION: MOSTLY ROMAN
CATHOLIC","3RD LARGEST EUROPEAN
COUNTRY",SPAIN
3015 DATA "POPULATION: 124,700,0
00"," 63% LIVE IN CITIES","ETH
NICS: PORUGUESE, AFRICAN","RELIG
ION: 90% ROMAN CATHOLIC","LARGER
THAN CONTINENTAL U.S","4,603 MI
LES OF COASTLINE","CLIMATE: TROP
ICAL/SEMI-TROPICAL"
3020 DATA "PORTUGUESE IS OFFICIA
L LANGUAGE","WORLD LEADER IN COF
FEE EXPORTS","LARGEST COUNTRY IN
S. AMERICA",BRAZIL
3025 DATA "POPULATION: 14,926,80
0"," 60% LIVE IN CITIES","ABOU
T THE SIZE OF CONT. U.S.","MUCH
DESERT AND ARID LAND","OFFICIAL
LANGUAGE: ENGLISH","95% OF POP.
IS ENGLISH
3030 DATA "IS A STRONG U.S. ALLY
","YOUNGER THAN U.S. AS A NATION
","PRODUCES MUCH WOOL & MUTTON",
"LOCATED IN SOUTHERN HEMISPHERE"
,AUSTRALIA
3035 DATA "POPULATION: 1,004,000
,000","MOST LIVE ON FARMS","RELI
GION: BUDDHISM, CONFUCIANISM","
1/10 OF LAND IS CULTIVATED","2
/3 OF LAND DESERT OR MOUNTAINS",
"HAS HIGHEST SPOT IN WORLD","70%
LITERACY RATE"
3040 DATA "COMMUNIST GOVT.",""KNO
WN FOR TEA & SILK PROD.", "2ND LA
RGEST COUNTRY IN WORLD",CHINA
3045 DATA "POPULATION: 11,100,00
0"," 80% LIVE IN CITIES","SLIG
HTLY LARGER THAN TEXAS","2,650 M
ILES OF COASTLINE","VERY MOUNTAI
NOUS","OFFICIAL LANGUAGE: SPANIS
H","RELIGION: ROMAN CATHOLIC","P
RESIDENT IS HEAD OF GOVT."
3050 DATA "EXPORTS 10% OF WORLD'
S COPPER","LOCATED IN WESTERN HE
MISPHERE",CHILE

```

★★★ NEW ★★★

## Formaker 2.0

the fastest, most complete  
office package yet!

Totally Menu Driven

Customize with company information & printer  
Complete "on screen" instructions

### FORMS

letter  
invoice  
quote  
purchase order  
mail order  
confirm order  
receipt

### STORES

complete forms  
item list  
subquotes  
letters  
footnotes  
customer info

### FIGURES

quantity  
list  
net  
discount  
subtotals  
tax  
freight, etc.

### SEPARATE CONFIGURE PROGRAM

for company info  
printer options  
quote & inv. #  
w/auto sequencing  
auto date

### PRINTS

form feed  
letterhead  
envelope  
multiple copy  
emphasized

### Challenger Software

3703 131st Ave N  
Clearwater, FL 33520  
or Call (813) 577-3998

**\$49** 32K disc

VISA/MC  
send for more information  
and catalog of other  
fine software

3055 DATA "POPULATION: 3,100,000", "83% LIVE IN CITIES", "SIZE OF COLORADO", "HILLY AND MOUNTAINOUS", "OFFICIAL LANGUAGE: ENGLISH", "84% OF POPULATION IS ENGLISH", "99% LITERACY RATE", "CHIEF PRODUCTS: GRAIN, TEXTILES", "QUEEN IS TITULAR HEAD OF STATE"

3060 DATA "LOCATED IN SOUTHERN HEMISPHERE", NEW ZEALAND

3065 DATA "POPULATION: 6,343,000", "LANGUAGES: GERMAN, FRENCH", "RELIGION: ROM. CATH., PROTESTANT", "99% LITERACY RATE", "2 TIMES THE SIZE OF MASS.", "MOUNTAINS COVER 70% OF LAND", "PRESIDENT IS HEAD OF STATE", "PRODUCTS: INSTRUMENTS, WATCHES"

3070 DATA "CHOCOLATE, CHEESE", "BANKING", SWITZERLAND

3075 DATA "POPULATION 10,000,000", "34% WORK ON FARMS", "OFFICIAL LANGUAGE: SPANISH", "ETHNICS: NEGRO, SPANISH", "96% LITERACY", "SLIGHTLY SMALLER THAN PENN.", "2,500 MILES OF COASTLINE", "COMMUNIST DICTATORSHIP", "PRODUCTS: SUGAR, TOBACCO"

3080 DATA "A CARIBBEAN COUNTRY", CUBA

3085 DATA "POPULATION: 700,000,000", "22% LIVE IN CITIES", "36% LITERACY RATE", "1/3 THE SIZE OF TOTAL U.S.", "HAS HIGHEST MOUNT. RANGE", "VERY DENSELY POPULATED", "PRESIDENT IS HEAD OF STATE", "PARLIAMENTARY GOVERNMENT"

3090 DATA "PRODUCTS: TEXTILES, STEEL", "RICE, GRAIN", INDIA

3095 DATA "POPULATION: 69,400,000", "65% LIVE IN CITIES", "74% LITERACY RATE", "OFFICIAL LANGUAGE: SPANISH", "3 TIMES THE SIZE OF TEXAS", "45% OF LAND IS ARID", "AVERAGE ALTITUDE: 3,000 FT."

3100 DATA "PRESIDENT IS HEAD OF GOVT.", "PRODUCTS: COTTON, SUGAR CANE", "COFFEE, RUBBER", MEXICO

4000 'CHARACTER DATA

4001 DIM CC\*(12)

4002 CC\*(0)="U4;E2;F2;D2;NL4;D2;BM+3,0" 'A

4003 CC\*(1)="BM+1,-0;H1;U4;E1;R2;F1;BM+0,4;G1;L2;BM+6,0" 'C

4004 CC\*(2)="NR4;U3;NR2;U3;R4;BM+3,+6" 'E

4005 CC\*(3)="U3;NU3;R4;NU3;D3;BM+3,0" 'H

4006 CC\*(4)="BM+1,0;R1;NR1;U6;NL1;R1;BM+4,+6" 'I

4007 CC\*(5)="NU6;R4;U1;BM+3,+1" 'L

4008 CC\*(6)="BM+0,-1;F1;R2;E1;U1;H1;L2;H1;U1;E1;R2;F1;BM+3,+5" 'S

4009 CC\*(7)="BM+2,+0;U6;NL2;R2;BM+3,+6" 'T

4010 CC\*(8)="BM+0,-1;NU5;F1;R2;E1;U5;BM+3,6" 'U

4011 CC\*(9)="BM+2,+1;U1;BM+0,-2;U5;BM+5,7" '!

4012 CC\*(10)="BM+2,-1;U1;BM+0,-2;U1;BM+5,+5" ':

4013 CC\*(11)="BM+1,-5;E2;BM+4,+7" ';

4014 CC\*(12)="BM+6,0" ';"

4015 RETURN

4100 'WRITE 'EM

4110 FOR XX=1 TO LEN(AA\$)

4120 X\$=MID\$(AA\$,XX,1)

4130 CC=INSTR(1,"ACEHILSTU!:'",X\$)-1: IF CC<0 THEN CC=12 'MAKES BLANKS FROM UNKNOWN CHARS


4140 DRAW CC\*(CC)

4150 NEXTXX:RETURN

## THE BURNER+

EPROM Programming and Reading Device

With THE BURNER+, programming and using EPROMs becomes simplicity itself.



Features:

- The best place for utility programs
- Completely compatible with disk system
- Gold edge connector
- Both 50ms and high speed 2ms modes
- Change EPROMs without turning computer off
- Software (not essential) included on a chip
- EPROM is mapped between 49152 and 65279
- Will directly program: 2716/32/32A/64/128 adapters available for 68766 and others; ac adapter also available (9V batt. clips incl.)

Full Warranty \$157 CDN (incl. P+H)  
(currently \$119 US)



POLLAK ELECTRONICS  
13761 Grosvenor Road  
Surrey, B.C. Canada  
V3R 5E5



Tel.: (604) 585 2108

*With school getting underway, it's time to make a date for learning — and let the kids help*

# Create A Calendar

By Steve Blyn  
Rainbow Contributing Editor

September is back to school time. Unlike the usually sluggish end of the school year, children are quite motivated to learn at this time. Although few will admit it, children often get bored by the end of the summer vacation and are glad to return to school.

It's a good idea to seize this moment of enthusiasm before it fades. One way is to explain some of the exciting upcoming events that you have planned for your children or students.

To help you accomplish this, we will illustrate a September calendar on your CoCo. We also will show a way to print a blank calendar form for any month on a printer.

Our program will draw an outline of the calendar for September on Lines 30 to 250. When you run this program you will notice several space size limitations on this calendar. These are due to the limitations of the screen size of our computer. There are, of course, no

space limitations on the printer portion of the program.

Having only 32 spaces across horizontally and 16 vertical lines presents some space problems. Although some months have parts of six weeks, we could only fit five weeks on the screen. We had to include Sept. 1 above Sept. 8 in the line with the name of the month. The names of the days of the week also were compromised by being placed at the bottom of the screen. Please keep in mind that the other popular competitive computers currently sold would all present similar screen limitations.

---

*"It's a good idea to seize this moment of enthusiasm before it fades."*

---

Here are some of the ways that we have used the screen calendar portion of this program with children:

1) Review the September holidays. What are their dates? What days of the week are these?

2) Review any student birthdays or any class trips for the month.

3) How many Mondays or Wednesdays are there in this month? Are there more of a certain day than another? For example, are there more Wednesdays or Saturdays?

4) Which date is 10 days after Sept. 8? Which is 17 days after Sept. 4? Which date is 12 days before Sept. 29?

5) What day of the week was the last day in August? What day of the week will the first day in October be?

6) Which date is the fourth Thursday in September? Which is the third Monday?

7) How many more days is it until Freddy's birthday on Sept. 12 or Cheryl's on Sept. 26?

After the calendar appears on the screen, you may press 'E' to end the program or 'P' to printout a blank calendar form on your printer. This choice appears on Lines 260-270.

The remainder of the program is the printer routine. This appears on Lines 280-390. If you do not have a printer, the program need not be keyed in beyond Line 250.

---

*(Steve Blyn teaches both exceptional and gifted children, holds two master's degrees and has won awards for the design of programs to aid the handicapped. He and his wife, Cheryl, own Computer Island.)*



# PRO-COLOR-SERIES

©1984 BY DERRINGER SOFTWARE, INC.

NOBODY, BUT NOBODY HAS DONE IT LONGER AND BETTER THAN US!

A fully intergrated series of programs that offers a full range of information tracking capability.

## PRO-COLOR-FILE \*Enhanced\*

\$79.95

This is the main link in the series. With PRO-COLOR-FILE, you can design a full featured database that is custom tailored to your needs. Its ability to allow the user to custom define formats is unmatched by anything else on the market. A full range of features for information handling is available for any application you might have:

- \* 60 Data Fields for storing data
- \* 1020 bytes capacity per record
- \* Variable record length capability
- \* Multi-drive drive ability
- \* Allows maximum system storage
- \* 4 Custom designed screen formats
- \* 28 Equation lines (+ - \* /)
- \* 8 Custom designed report formats
- \* Send reports to printer or screen
- \* Summarize file by groups of records
- \* Column totals and averages
- \* Posting routine performs file wide calculations and updates fields
- \* 6 Custom designed mailing label formats
- \* Custom designed menus for selection of reports and label formats
- \* Selectable password protection for data entry screens and reports
- \* Sort any size file
- \* 3 level sort capability
- \* Select options for sorting or reporting sub-sets of a file
- \* Duplicate records and fields
- \* Cursor controlled text editing
- \* Fast record selection via indexing
- \* Global file searching

As a database is created, all of the formats are stored in a file which means you won't have to enter it each time you want to print a report or label. Once your database is up and running, you can install a limited menu that will lead even the most timid user through the program. Since menu selection of report formats are custom made, you'll know exactly which format does what.

PRO-COLOR-FILE is also supported by a NATIONAL USERS' group. Their quarterly newsletter is packed with ideas for using PRO-COLOR-FILE to its fullest. A listing of database programs that have already been created is also provided for comparing notes with other users. Useful database information such as magazine articles are available on a data disk for use on your own system.

Think about it, how can a program exist for over a year and a half, be sold in every state and overseas, and have the support of a national users' group? Simple, it's that good!

## PRO-COLOR-FORMS\*\*

\$39.95

This is the second link in the series. PRO-COLOR-FORMS offers the ability to merge data files with text files. Just imagine being able to place the data you enter with PRO-COLOR-FILE anywhere on a sheet of paper, either by itself or within an external source of text, then you'll have the picture. This means you could write a general letter to a list of people but have each one custom printed with their name and address. You can pre-enter checks into a data base and then have the checks printed on form-feed checks. You might even use form-feed statements for sending out to customers at the end of each month. All of the parameters can be modified to indicate just what size "page" you need for any application:

- \* 6 Menu Selectable formats
- \* Page width from 40 to 133 characters
- \* Lines per page from 7 to 66
- \* Supports printer control codes
- \* Converts any ASCII file for use
- \* Prints multiple copies
- \* Interfaces with PRO-COLOR-FILE
- \* Password protection

If you need to generate forms from your data files then chances are you can do just that with PRO-COLOR-FORMS. Form letters, billing statements, index cards, or even post cards can be used easily.

## PRO-COLOR-DIR\*\*

\$24.95

The latest addition to the series is a utility for organizing disk directories into one nice listing. PRO-COLOR-DIR reads the directory of a diskette and then stores valuable information about each program into a master data file. This data file can then be accessed by PRO-COLOR-FILE for sorting, searching and reporting. PRO-COLOR-DIR will create a record for each filename on a diskette and store the following information about each one:

- \* Diskette ID name
- \* Date diskette was created
- \* Last date diskette was updated
- \* Filename and extension
- \* File type (BASIC, ML, Text, Data)
- \* Number of Grans allocated
- \* Number of sectors allocated and used
- \* Machine Language program addresses

PRO-COLOR-DIR allows for hardcopies of a single diskette's files and has a versatile label printing routine. A global replace function can re-store a diskette's files with deleted files being removed or new ones appended automatically.

\*\*PRO-COLOR-FORMS & PRO-COLOR-DIR Require PRO-COLOR-FILE to be used\*\*

\*Requires 32K Disk Basic\*

**Give your Color Computer  
a Masters Degree in Business.**

see us at  PRINCETON

	SALE	
PRO-COLOR-FILE *Enhanced*	\$79.95	Checks
PRO-COLOR-FORMS	\$39.95	Money Order
PRO-COLOR-DIR	\$24.95	Visa
ALL THREE PROGRAMS	\$124.95 (Best Value)	Master Card
		COD
		Add \$3.00 for Shipping & Handling
		Over seas add \$15.00

Derringer Software Inc., P.O. Box 5300, Florence, S.C. 29502 — (803) 665-5676 9 a.m. - 5 p.m.

Note: All of our programs have registration cards - If you've purchased one from another dealer, then you should be registered with us. If not, send your name, program ID# and where the program was purchased. We want to keep you informed about changes.

**NEW!**


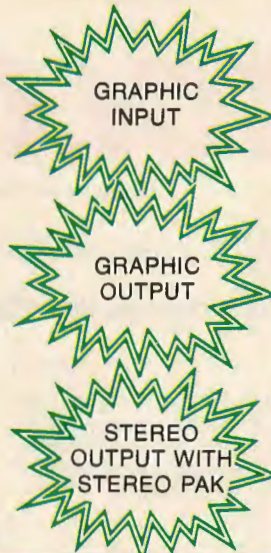
# MUSICA 2™

Join our MUSICA  
USER'S GROUP

The best just got better.

- Dump music to any dot matrix graphics printer. (Epson, Okidata, Gemini, 10X, R.S. printers, etc.)
- Repeat any portion of music using repeat bars.
- 4 Voices produced simultaneously.
- Input notes from the keyboard or joystick.
- Develop your own timbres by specifying 9 harmonics.
- Change tempo at any point in the music any number of times.
- Save or load music from tape or disk.
- Music may be played from BASIC.
- Music produced in stereo when used with the STEREO PAK.
- 100% machine code so it is fast, no wait times.
- Volume of each of the voices may be specified separately.
- Available memory is constantly shown on screen.
- Vibrato effect possible.
- Waveshapes may be switched as the music plays.
- A 30 page manual completely describes its operation.
- Powerful music editing capabilities.
- Double bar repeat, block move and title lines supported.

Tape (32K) .....\$34.95    Disk (32K) .....\$39.95



**NEW!**

# STEREO PAK™

Plug this gem into your computer, connect to your home stereo system and sit back and enjoy music realism. The STEREO PAK is a hardware music synthesizer that plays our MUSIC LIBRARY and MUSICA 2 music in stereo. Because it was designed specifically with music reproduction in mind, the sound is superb. The highs are crisp and clear while the bass notes will rattle your walls.

The STEREO PAK is all hardware. It is intended as an enhancement for MUSICA 2 and our MUSIC LIBRARY. Disk owners may use the STEREO PAK with the R.S. Multi-Pak or our Y-CABLE. (\$29.95).



**NEW!**

# MUSIC LIBRARY™ 100

You get over 100 four voice songs with a combined playing time of 3 hours. That's right, 3 hours of music. You won't believe your CoCo could sound so good. To fit over 100 songs required both sides of 5 C-20 tapes and the disk version uses 5 full disks (that's a half box of disks).

A JUKEBOX selection program is included to allow you to select specific songs or automatically play each. These songs are ready to go, you don't need MUSICA 2 or a knowledge of music.

These songs were developed using the best music program available for the CoCo; MUSICA 2. The tunes may be used as source files for MUSICA 2 and changed by the user. When coupled with the STEREO PAK the songs are reproduced in stereo with unsurpassed realism.

### MUSIC LIBRARY 100 categories:

- |                       |                         |
|-----------------------|-------------------------|
| Stage, Screen, and TV | Classical               |
| Music of the 70's     | Christmas (popular)     |
| Music of the 60's     | Christmas (traditional) |
| Music of the 50's     | Patriotic               |
| Old Time Favorites    | Polka Party             |


### MUSIC LIBRARY 200

Our second set of 100 tunes, 3½ hours of music.

### MUSIC LIBRARY 300

Our third set of 100 tunes, 3 more hours of music.

MUSIC LIBRARY (All Versions) ... (32K Tape) .....\$34.95  
 (32K Disk) .....\$39.95



see us at  PRINCETON

## Speech Systems

Dealer Inquiries  
Invited

If your dealer doesn't stock our  
products, ask for them.

We accept CASH, CHECK, COD, VISA, and MASTER CARD orders.  
 Shipping and handling US and Canada .....\$3.00  
 Shipping and handling outside the US and Canada .....\$5.00  
 COD charge .....\$2.00  
 Illinois residents add 6¼% sales tax for the STEREO PAK.

**38W255 DEERPATH ROAD  
 BATAVIA, ILLINOIS 60510**

**(312) 879-6880 (VOICE)  
 (312) 879-6811 (24 HR. BBS)**

CALL ANY DAY, ANYTIME TO ORDER. ALSO ORDER BY MAIL OR BBS.  
 WE SHIP FROM STOCK WITHIN 48 HOURS.

We have included no printer control codes. This is because there is such a wide variety of printers that are used with CoCos. Each printer has its own accompanying control codes. We suggest that you first select the elongated mode on whichever printer you use. You will then get the largest calendar possible. This will fill up most of an 8 by 11 sheet of paper.

The blank form has no month indicated nor has it any days indicated. This

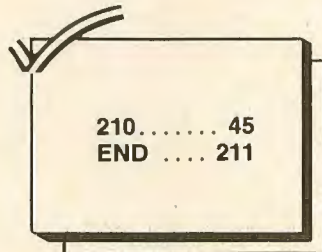
is done to enable you to use it for any or all months. Filling in the dates is, of course, one of the child's activities.

Each month, a new form could be handed out to your child or students. If you have a large amount of students, it is best to have copies of an original made rather than to run off too many copies on your printer. Most of our printers are not really made for the heavy use of multiple copies.

Once the dates are filled in on the

calendar, it is time to indicate the special events and birthdays of that month. September is a good example of a month with many special days. Among others, they include Labor Day, the beginning of Autumn, Rosh Hashana, and RAINBOWfest, Princeton, New Jersey!

We hope you and your children enjoy using these calendars. We, at Computer Island, would of course enjoy hearing of any other ways you can think of to use the calendar.



The listing:

```

10 REM"STEVE BLYN"
20 REM"COMPUTER ISLAND,NY,1984
30 CLS
40 A$=" "+STRING$(30,207)
50 B$=" * * * * *
* *"
60 FOR T= 1 TO 5
70 PRINTA$:PRINTB$:PRINTB$
80 NEXTT
90 PRINT@27,"1";
100 PRINT@11,"september";
110 FOR T=2 TO 8:PRINT@34+N,T;:N
=N+4:NEXT
120 N=0
130 FOR T=10 TO 15:PRINT@133+N,"
*";T;:N=N+4:NEXT
140 PRINT@131,"9";
150 PRINT@157,"*";
160 N=0
170 FOR T=17 TO 22:PRINT@229+N,"
*";T;:N=N+4:NEXT
180 PRINT@227,"16";
190 PRINT@253,"*";
200 N=0
210 FOR T=24 TO 29:PRINT@325+N,"
*";T;:N=N+4:NEXT T
220 PRINT@323,"23";
230 PRINT@349,"*";
240 PRINT@419,"30";
250 PRINT@480," SUN MON TUE WED
THU FRI SAT ";
260 EN$=INKEY$
270 IF EN$="E" THEN 390 ELSE IF
EN$="P" THEN 280 ELSE 260
280 CLS:PRINT"WHAT IS THE NAME O
F THIS MONTH":INPUT M$
290 PRINT#-2,TAB(5) "CALENDAR FO

```

```

R ";M$
300 A$=" "+STRING$(29,"#")
310 PRINT#-2," "
320 PRINT#-2,A$
330 PRINT#-2," SUN MON TUE WED
THU FRI SAT"
340 FOR A= 1 TO 6
350 PRINT#-2,A$
360 FOR B= 1 TO 4:PRINT#-2,B$:NE
XT B
370 NEXT A
380 PRINT#-2,A$
390 CLS:END

```

**THE OTHER GUY'S**  
Software  
KEEP-TRAK

**"DOUBLE-ENTRY" General Ledger Accounting System**  
Reg. \$69.95— ONLY \$14.95

"Double-Entry" General Ledger Accounting System for home or business: 16k, 32k, 64k user-friendly menu driven. Program features: balance sheet, income & expense statement (current & 'YTD'), journal, ledger, 899 accounts & 2400 entries on 32k & 64k (740 accounts & entries on 16k) disk only.

**"OMEGA FILE" Reg. \$69.95— ONLY \$14.95**

Fileing data base. File any information with Omega File. Records can have up to 16 fields with 255 characters per field (4080 characters/record). Sort, match & print any field. User-friendly menu driven. Manual included (32k/64k disk only).

**"GRADE EASY" Reg. \$69.95 ONLY \$29.95**

Grade Easy is simply the best educators data base available! Keep complete student profiles (I.D. no., name, address, telephone, age, birthday and S.S. no.) Grade Easy allows for weighted grades or true grades. Fully menu driven, very simple to use. (32k/64 - disk only)

**The One and Only "A M T" Reg. \$29.95— ONLY \$14.95**

AMT starts where everyone else ends. AMT calculates almost any sales or purchase outcome. Total interest, total principle, total payment are all figured. AMT is not just an amortization scheduling program, but a cost forecasting and prediction program. Useful to anyone who plans to sell or buy something with interest. (Disk Only)

**"PI FILE" — Personal Information File \$14.95**

This program stores names, addresses, phone numbers and brief notes. PI File is for client lists, church groups, Scouting, clubs, user groups or any other similar use. Prints mailing labels. Sorts on any field. (Disk Only)

"Home Inventory" \$14.95 - "Memo File" \$14.95 - "Billing File" \$14.95

FLIP & FILE 50	\$19.95	VOLKS MODEM	\$59.95
FUJI-MAXELL-VERBATIN	\$19.50	RITEMAN PLASPRINTERS	\$275.00
DATA DEFENDER 70w/lock	\$21.95	RITEMAN 15"	\$549.00
		GENERIC DISKS	\$17.95

**COMPARE FEATURES AND PRICE, then buy  
"THE OTHER GUY'S Software!"**

(add \$1.50 for postage and handling)  
Send check or money order, US funds to:  
**THE OTHER GUY'S Software • 875 S. Main • Logan, UT 84321**  
**PHONE (801) 753-7620 or WRITE for a FREE CATALOG**

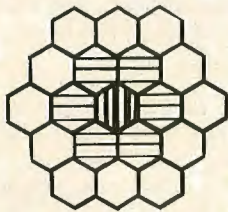
# Build A Honeycomb From BASIC

By Don Inman  
Rainbow Contributing Editor

## Review of LOGO Honeycombs

Last month a group of simple Color LOGO procedures was developed to draw a honeycomb of hexagons. The procedures and final results are repeated here so that you can compare them to the BASIC program presented in this issue.

Figure 1:



```
TO BEE ← main procedure
  CLEAR
  HEX HEX6 HEX12
END

TO HEX ← center hexagon
  REPEAT 6(FD 15 RT 60)
END
```

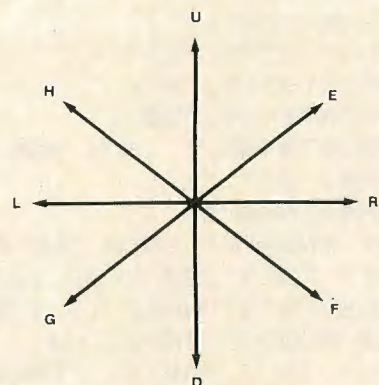
```
TO HEX6 ← central ring
  PU RT 120 FD 15 LT 60
  FD 15 LT 60 PD
  REPEAT 6(HEX FD 15 LT 60)
END
```

```
TO HEX 12 ← outer ring
  PU RT 120 FD 15 LT 60
  FD 15 LT 60 PD
  REPEAT 6(HEX FD 15 LT 60 HEX FD 15 RT 60 FD 15
  LT 60)
END
```

## BASIC Honeycombs

Color LOGO can easily draw a wide variety of geometric figures due to its ability to turn any angle before drawing a line. Extended Color BASIC has the *DRAW* command to draw in a similar manner. However, *DRAW* is limited to angle changes that are multiples of 45 degrees.

Figure 2



*(Don Inman is the acknowledged master of micro-computer graphics and the author of a large number of books. He has been working with Color LOGO since it was introduced. His column concerns a blend of graphics produced by both Color LOGO and Extended Color BASIC.)*

# HARD DISK for the CO CO

5 meg \$1295

10 meg \$1595

----- COMPLETE SYSTEM ----- JUST PLUG IN -----

## HARD DISK - OPERATING SYSTEM features

- FULLY INTEGRATED INTO COLOR DISK BASIC
- TAPE TO HARD DISK
- DISK TO HARD DISK
- HARD DISK TO TAPE
- HARD DISK TO DISK
- DUPLICATE
- COLD START
- M-RUN
- ALL EXTENDED DISK BASIC COMMANDS



without hard drive ... operating system only  
**INTERFACE CARD & H-DOS** \$425.00


PERIPHERAL H-DOS UTILITY PACK \$129.00  
 BOOT STRAPS OS-9 OR FLEX, MDIR (master directory)

# 128 K - RAM CARD

INCREASE YOUR 64 K Co-Co OR Co-Co II TO 128 K RAM

- FITS COMPLETELY INSIDE YOUR COMPUTER.
- SWITCHES TWO NEW 32 K BANKS OF RAM IN AND OUT OF MEMORY.
- BANKS CAN BE MAPPED IN THE UPPER HALF OR LOWER HALF, OR CAN ALSO BE A SECOND COMPLETE 64 K BANK.
- SWITCH TABLES INCLUDED.
- SIMPLE INSTALLATION AND DOCUMENTATION.
- A MUST FOR OS-9 USERS.
- COMPLETE WITH 8 (4164) RAM CHIPS.
- PAL CHIP HANDLES ALL BANKING COMMANDS.

**\$149.95**



# DISK DRIVES CoCo

for the


## TANDON DISK DRIVES

40 track - 6 ms trk-trk  
 FULLY COMPATIBLE

### TEAC DISK DRIVES

#### FD-55series

- \* 5 models of 5-1/4" floppy disk drives
- \* 1/2 the height of conventional drives
- \* Choice of capacity from 125 Kbytes to 1.6 Mbytes
- \* New TEAC LSII reduce power consumption, increase reliability
- \* Brushless DC direct drive motor
- \* High-speed data access

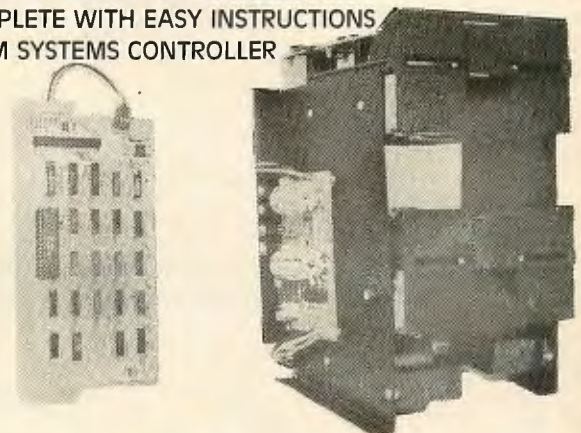


**Super Sale on New Disk Drives**

Distributor for - SOFTWARE SUPPORT, INC. Framingham, MA.

# MODEL III & 4 DISK CONTROLLER KIT

- AVAILABLE FOR FULL HEIGHT OR SLIM LINE DRIVES
- EASY INSTALLATION
- FULLY TESTED AND ASSEMBLED
- COMPLETE WITH EASY INSTRUCTIONS
- J & M SYSTEMS CONTROLLER



## USA

RGS MICRO INC.  
 MAIN STREET  
 DERBY LINE, VERMONT  
 ZIP 05830  
 TEL: 802-873-3386  
 ORDER LINE 800-361-4970

# RGS MICRO INC.

## CANADA

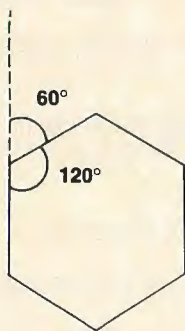
RGS MICRO INC.  
 759, VICTORIA SQUARE 405  
 MONTRÉAL H2Y 2J3  
 TEL.: (514) 287-1563  
 ORDER LINE ONLY \*\*\*  
 QUÉBEC - ONTARIO - MARITIMES  
 800-361-5338  
 WESTERN CANADA 800-361-5155

TERMS: VISA - MASTER CARD - AMERICAN EXPRESS

HOURS: MONDAY - SATURDAY 10:00 AM - 6:00 PM

A hexagon is made of six sides with interior angles of 120 degrees. Thus, each succeeding side must be rotated 60 degrees from the direction at which the last side was drawn. The *DRAW* command of BASIC cannot be used in this case.

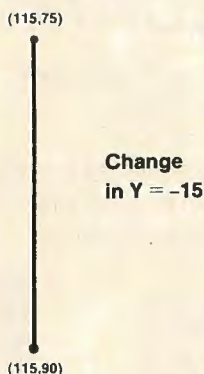
Figure 3



A knowledge of trigonometric functions can come to the aid of BASIC. However, the subject of trigonometry is not introduced until late in the high school curriculum. Due to the unpopularity of trigonometry and other math courses, many students are never exposed to its magical ratios. Sine and cosine functions can be used to calculate the end points of sides necessary for drawing a hexagon. Let's take a look at how a hexagon is drawn to see how to use some trigonometry.

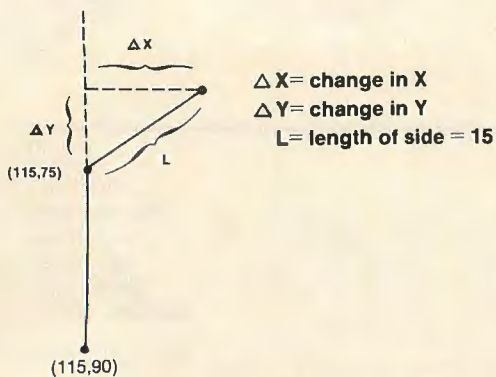
- 1) First side: select an arbitrary starting point, say X=115 and Y=90. If we draw the first side straight up (an angle of 0 degrees), only the Y value will change.

Figure 4



- 2) Second side: now use the end point of the first side (115,75) as the starting point of the second side.

Figure 5



The sine of an angle is the ratio of the side opposite the angle to the hypotenuse, and the cosine of an angle is the ratio of the side adjacent to the angle to the hypotenuse. In this case,

$$\text{SIN}(60) = \frac{\Delta X}{L} \quad \text{and} \quad \text{COS}(60) = \frac{\Delta Y}{L}$$

From these ratios, it follows that:

$$X = L * \text{SIN}(60)$$

**values may be found in standard trig tables**

$$Y = L * \text{COS}(60)$$

Therefore,

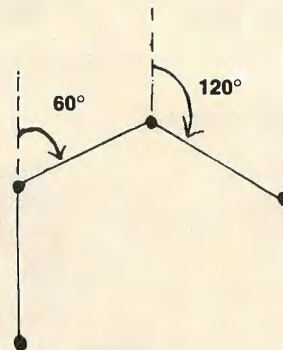
$$\text{NEW X} = 115 + (15 * .866) \text{ or about } 128$$

$$\text{NEW Y} = 75 - (15 * .500) \text{ or about } 82.5$$

It would be rather tedious to calculate all the necessary endpoints when BASIC has built-in *SIN* and *COS* functions that will do all the work for us. However, BASIC requires that the values of the angles be given in radians rather than degrees. There are  $2\pi$  radians in a circle corresponding to the 360 degrees in a circle. A  $\pi$  is approximately equal to 3.1416. Therefore, 60 degrees is approximately equal to  $2\pi/6$  or about 1.0472 radians.

- 3) The third side is drawn by turning 60 more degrees or 120 degrees from the original direction.

Figure 6



In other words, considering the original direction as zero degrees, we see that we have turned an additional 60 degrees for each side. Therefore, a regular pattern seems to be developing that may be duplicated by a simple program. From each new point, the *SIN* and *COS* functions can be used to calculate the next point. This seems like an ideal use for the *LINE* command.

`LINE(OLDX,OLDY) — (NEWX,NEWY),PSET`

A simple *FOR-NEXT* loop duplicates the pattern.

```


FOR Z = 0 TO 5
  A = Z*1.0472
  XA = X+15*SIN(A)
  YA = Y-15*COS(A)
  LINE(X,Y)-(XA,YA),PSET
  X=XA: Y=YA
NEXT Z

```

← angle increases  
 ← X end point  
 ← Y end point  
 ← draw line  
 ← end point becomes new start point

## 16 K DOS CARD

- PLUGS INTO YOUR J-M DISK CONTROLLER AND ALLOWS YOU TO MAP ON AN EXTRA 8 K E-PROM ABOVE DOS.
- USE YOUR OWN 24 PIN, 8 K DOS AND ONE 2764 E-PROM OR TWO 2764 E-PROMS.
- GREAT FOR UTILITIES OR A MACHINE LANGUAGE MONITOR.
- ON BOARD DE-CODING, ONLY ONE WIRE TO SOLDER. COMPLETE WITH INSTRUCTIONS.



**\$19.95**

## RGS DUAL DOS CARD


WITH SWITCH SELECTOR

DESIGNED TO ACCOMODATE TWO DIFFERENT DOS CHIPS INSIDE YOUR J-M DISK CONTROLLER.

- PIN TO PIN COMPATIBLE WITH RS-DOS AND J-DOS CHIPS.
- THE SWITCH ALLOWS YOU TO HARD SELECT ANY ONE OF THE TWO DOS SYSTEMS OF YOUR CHOICE.
- IN CENTER POSITION, THE SWITCH DISCONNECTS FROM THE DOS AND BRINGS YOU BACK TO BASIC.
- DESIGNED FOR ONE 24 PIN ROM AND A 28 PIN E-PROM OR TWO 28 PIN E-PROM CONFIGURATION.
- EASILY MODIFIED BY CUTTING TWO TRACES ON THE BACK OF THE BOARD.

**\$19.95**

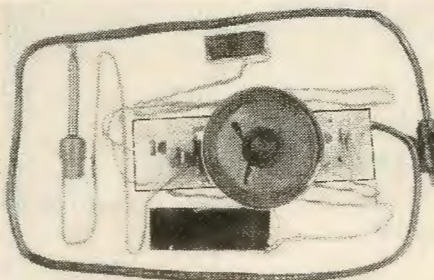
(Board with switch only)



## VIDEO PAL

- AUDIO-VIDEO INTERFACE
- MONOCHROME COMPOSITE OUTPUT
- EASY TO INSTALL, FITS UNDER YOUR KEYBOARD
- NO SOLDERING!
- BUILT-IN SPEAKER
- DOES NOT DISABLE YOUR REGULAR T.V. OUTPUT
- FULLY TESTED AND ASSEMBLED
- COMPLETE WITH INSTRUCTIONS.

ALSO AVAILABLE FOR COLOR MONITORS



**\$29.95**

## PROJECT BOARD

A MUST FOR EXPERIMENTS

- UNLIMITED CHIP POSITIONS
- GOLD PLATED EDGE-CARD CONNECTOR
- FITS INTO ANY RS DISK PACK
- HOLES PLATED THROUGH BOTH SIDES
- EASY TO WIRE - WRAP

GREAT TO BUILD YOUR "TURN OF THE SCREW" PROJECTS.



**\$19.95**  
(TWO FOR \$34.95)

### USA

RGS MICRO INC.  
MAIN STREET  
DERBY LINE, VERMONT  
ZIP 05830  
TEL: 802-873-3386  
ORDER LINE 800-361-4970

**RGS MICRO INC.**

### CANADA

RGS MICRO INC.  
759, VICTORIA SQUARE 405  
MONTRÉAL H2Y 2J3  
TEL: (514) 287-1563  
ORDER LINE ONLY \*\*\*  
QUÉBEC - ONTARIO - MARITIMES  
800-361-5338  
WESTERN CANADA 800-361-5155

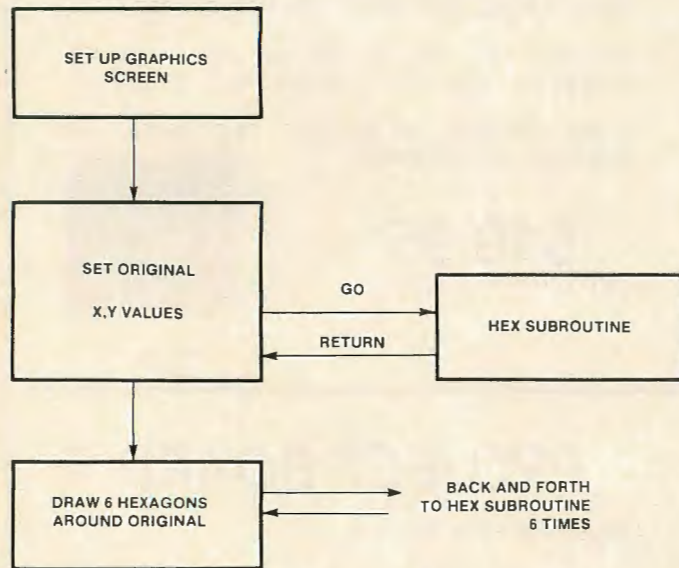
TERMS: VISA - MASTER CARD - AMERICAN EXPRESS

HOURS: MONDAY - SATURDAY 10:00 AM - 6:00 PM

This hexagon draw routine can be used over and over again as long as the original X,Y values are supplied. Therefore, it seems logical to place it in a subroutine.

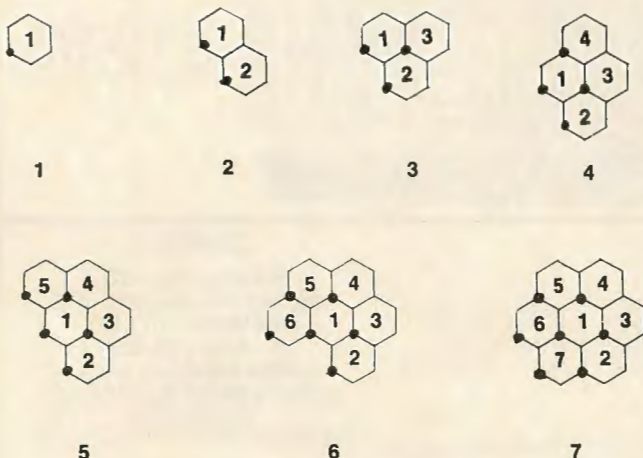
Before going further, let's stop and think about how the program will be developed. A simple block diagram of the honeycomb problem with a central hexagon and one ring of hexagons follows.

Figure 7



Once the hexagon subroutine is finished, it can be used to draw encircling hexagons by merely calculating the beginning point for each new hexagon. Note that the sides of all hexagons are drawn in the same relative order. Also notice that each drawing ends at its original starting point.

Figure 8

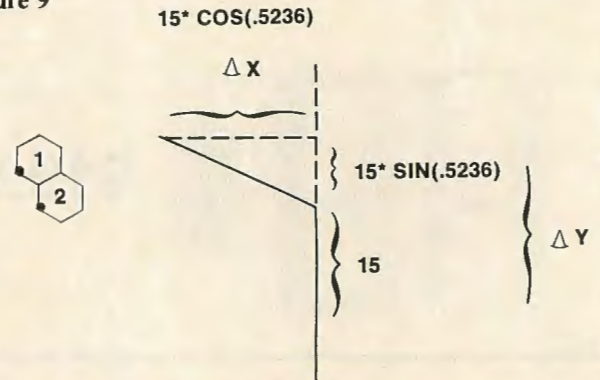


Graph paper with hexagonal elements rather than square elements is a great aid in planning the necessary moves between drawings. The move from the center hexagon (1) to the first hexagon in the next ring (2) is calculated as follows:

$$X = X + \underbrace{15 * \text{COS}(.5236)}_{\Delta X}$$

$$Y = Y + 15 + \underbrace{15 * \text{SIN}(.5236)}_{\Delta Y}$$

Figure 9



Moves to other hexagons in the outer ring are calculated in a similar way. There are many ways that these moves may be incorporated into the program. The method demonstrated here uses five distinct moves (one is repeated). However, considering the addition of more rings to those that now exist, it appears that the moves will be repeated in the future. Therefore, each move is put into its own subroutine.

```

1000 ..... 83
END ..... 117

```

```

200 ' SET UP SCREEN
210 PMODE 4
220 PCLS
230 SCREEN 1,0
299 '
300 ' DRAW FIRST HEXAGON
310 X=115: Y=96           ← center hexagon
320 GOSUB 1010
399 '
400 ' DRAW HEXRING 1
410 FOR Q=1 TO 6         ← 6 hexagons
420 ON Q GOSUB 2010,2110,2210,23
10,2410,2010           ← get start points
430 GOSUB 1010         ← draw hexagon
440 NEXT Q
499 '
900 ' LOOP HERE
910 GOTO 910           ← look at result here
999 '

```



**DISK DRIVES**

J&M DISK CONTROLLER		\$ 139.95
TANDON 100-1	40TR SS/DD	\$ 169.95
TEAC 55-A	40TR SS/DD	\$ 169.95
TEAC 55-B	40TR DS/DD	\$ 219.95
TEAC 55-F	80TR DS/DD	\$ 279.95

**HARD DISK DRIVES — COMPLETE SYSTEMS**

MEGADISK 5 MEG	\$1295.00
MEGADISK 10 MEG	\$1595.00
MEGADISK 20 MEG	\$2195.00

**PRINTERS**

GEMINI 10X	\$ 299.95
GEMINI 10X W/SER-PAR INT.	\$ 349.95
TTX DAISYWHEEL PRINTER	\$ 499.95
SERIAL-PARALLEL INT.	\$ 49.95

**MONITORS**

ZENITH 12" GREEN	\$ 109.95
ZENITH 12" AMBER	\$ 119.95
AUDIO-VIDEO INTERFACE	\$ 29.95

**RAM MEMORY**

16-64K (4164)	\$ 49.95
64-128K (COMPLETE BOARD)	\$ 149.95

**MODEMS**

MINI MODEM 300 BAUD	\$ 79.95
J-CAT MODEM	\$ 129.95

**KEYBOARDS**

SUPER-PRO	\$ 59.95
PREMIUM	\$ 69.95
HJL 57 (4 FUNC KEYS)	\$ 79.95

**BOOKS, ETC.**

COCO 2 SERVICE MANUAL	\$ 19.95
COCO MEMORY MAP	\$ 12.00
COCO SECRETS REVEALED	\$ 14.95
EXTENDED BASIC UNRAVELLED	\$ 19.95
DISK BASIC UNRAVELLED	\$ 19.95
COLOR BASIC UNRAVELLED	\$ 19.95
THE FACTS	\$ 19.95
LEARNING THE 6809	\$ 99.00

**SOFTWARE**

DYNACALC	\$ 150.00
FLOPPY FIXER (DISK ZAP)	\$ 49.95
OS-9 HARD DISK UTILITY	\$ 129.95
OS-9 128 RAM UTILITY	\$ 29.95
VIP WRITER	\$ 59.95
VIP SPELLER	\$ 39.95
VIP CALC	\$ 59.95
VIP TERMINAL	\$ 49.95
VIP DATABASE	\$ 59.95
TELEWRITER 64	\$ 59.95
ELITE CALC	\$ 59.95
PRO COLOR FILE	\$ 79.95
COLORCOM/E	\$ 49.95
FHL O-PACK	\$ 34.95
FHL FLEX	\$ 69.95
MICROWORKS EDTASM	\$ 99.95
COLOR BASIC COMPILER	\$ 39.95
SUPER SCREEN (MD)	\$ 32.95
SUPER SCREEN MACHINE	\$ 47.95
MASTER DESIGN	\$ 34.95
CCEAD	\$ 6.95
64K DISK UTILITY	\$ 21.95
TAPE UTILITY	\$ 24.95
SCHEMATIC DRAFTING	\$ 49.95
MASTER MAIL	\$ 49.95
DISK OMNI CLONE	\$ 29.95
TAPE OMNI CLONE	\$ 24.95
DOUBLE DOS / DISK	\$ 24.95
GRAPHICOM / DISK	\$ 24.95
REAL TALKER / TAPE	\$ 59.95
REAL TALKER II / COCO 2	\$ 69.95
COLOR QUAVER SYNTHESIZER	\$ 19.95

**CHIPS**

6821 STANDARD PIA	\$ 9.95
6822 INDUSTRIAL GRADE PIA	\$ 14.95
6847 VDG CHIP	\$ 17.95
68764 EPROM	\$ 24.95
6883 SAM CHIP W/HEAT SINK	\$ 29.95
6809E CPU CHIP	\$ 29.95
BASIC ROM 1.2 CHIP	\$ 39.95
DISK ROM 1.1	\$ 39.95
EXTENDED BASIC 1.1 ROM	\$ 69.95
64K RAM CHECKER (ROMPACK)	\$ 24.95

**USA**

RGS MICRO INC.  
 MAIN STREET  
 DERBY LINE, VERMONT  
 ZIP 05830  
 TEL: 802-873-3386  
 ORDER LINE 800-361-4970

**RGS MICRO INC.**

**CANADA**

RGS MICRO INC.  
 759, VICTORIA SQUARE 405  
 MONTRÉAL H2Y 2J3  
 TEL: (514) 287-1563  
 ORDER LINE ONLY ★ ★ ★  
 QUÉBEC - ONTARIO - MARITIMES  
 800-361-5338  
 WESTERN CANADA 800-361-5155

TERMS: VISA - MASTER CARD - AMERICAN EXPRESS

HOURS: MONDAY - SATURDAY 10:00 AM - 6:00 PM

## The Subroutines

```

1000 * DRAW HEXAGON SUBROUTINE
1010 FOR Z=0 TO 5
1020 A=Z*1.0472
1030 XA=X+15*SIN(A)
1040 YA=Y-15*COS(A)
1050 LINE(X,Y)-(XA,YA),PSET
1060 X=XA: Y=YA
1070 NEXT Z
1080 RETURN
1999 *
2000 * CALCULATE START POINTS
2010 X=X+15*COS(.5236): Y=Y+15+1
5*SIN(.5236)
2020 RETURN
2100 *
2110 X=X+15*COS(.5236): Y=Y-15-1
5*SIN(.5236)
2120 RETURN
2200 *
2210 X=X-15*COS(.5236): Y=Y-15-1
5*SIN(.5236)
2220 RETURN
2300 *
2310 X=X-30*COS(.5236)
2320 RETURN
2400 *

```


```

2410 X=X-15*COS(.5236): Y=Y+15+1
5*SIN(.5236)
2420 RETURN
2500

```

Adding more Hex rings should now be simple. Previous starting point moves can be used.

Figure 10



To complete this outer ring we need to add a section to the main program and one new move subroutine.

Add to main program:

```

500 * DRAW HEXRING 2
510 FOR Q=1 TO 12
520 ON Q GOSUB 2010,2510,2110,21
10,2210,2210,2310,2310,2410,2410
,2010,2010
530 GOSUB 1010
540 NEXT Q

```

Add this subroutine:

```

2510 X=X+30*COS(.5236)
2520 RETURN

```

How about trying another Hex ring? Your turn! Then try filling the whole screen.

Hint . . .

## Is Your Printer On Line?

The CoCo is able to tell when the printer is on line and when it is off line. Here's a program to determine which state the printer is in.

```

10 I=PEEK(65330)
20 W=PEEK(65334)
30 U=PEEK(65318)
40 IF U=I AND U=W AND I=W THEN 5
0 ELSE 10
50 PRINT I
60 GOTO 10

```

If, I, U and W have the same value then the number displayed will be the number that determines whether the printer is on or off line.

To determine what the "on-line" number will be, run the program and put the printer on line. To get the "off-line" number, run the program with the printer off-line.

Richard Gain  
Tyler, TX

## YOUR TRS-80\* SPECIALISTS IN CANADA

### COCO SOFTWARE FROM

ADVENTURE INTERNATIONAL  
COMPUTERWARE  
PRICKEL PEAR  
COGNITEC  
EIGEN  
MICHTRON

TOM MIX  
SPECTRAL  
SILVERWARE  
SOFTLAW  
MARK DATA  
SKYLINE

### ACCESSORIES

PRINTERS  
BOTEK INTERFACES  
MODEMS  
JOY STICKS

SUPER PRO KEYBOARDS  
EAP GOLD CONNECTORS  
BOOKS, MAGAKINES  
AND MORE

WE HAVE BEEN SERVING TRS-80\* USERS FOR  
3 YEARS WITH THE LARGEST SELECTION OF SOFTWARE  
AND ACCESSORIES AVAILABLE IN CANADA.

WRITE OR PHONE FOR A FREE CATALOGUE  
MASTERCARD AND VISA ACCEPTED



CMD MICRO COMPUTER SERVICES LTD.  
10447 124 ST. EDMONTON  
ALBERTA T5N 1R7  
PHONE: 403 488-7109

\*TRS-80 is a trademark of Tandy Corp.

# The best in software for kids!

## Preschool

**PRESCHOOL PACK 1** by Joseph Kolar  
16K Ext. \$11.95  
Clown and Fish-Num: Two programs to help your child recognize and count the words and numbers 1-10. Hi-res graphics and lively songs help to attract and keep attention.

**PRESCHOOL PACK 2** by Joseph Kolar  
16K Ext. \$11.95  
Count Kids and Add Penny: Two programs to help your child count and add up to 10. Beautiful hi-res graphics.

**PRESCHOOL PACK 3** by Joseph Kolar  
16K Ext. \$11.95  
Alpha-Byte: Programs designed to teach recognition and identification of the alphabet. Attractive hi-res graphics.



**ARROW GAMES** by Penny Bryan  
32K EB, tape \$21.95 disk \$24.95

Six menu driven games for young children (ages 3-6) to teach directions. All games involve using the arrow keys. Games include LADYBUG, BUTTERFLY, ARROW MATCH, KALEIDOSCOPE, RABBIT, and DOODLE. Colorful graphics.

**FIRST GAMES** by Penny Bryan  
32K EB, tape \$24.95 disk \$27.95

First Games contains 6 menu driven programs to delight and teach your early learners (ages 3-6). These games enrich the learning of colors, numbers, lower-case letters, shapes, memory, visual discrimination and counting.

## SOCIAL STUDIES



**THE HISTORY GAME** 32K ECB \$14.95  
"Jeopardy" type game by James Keeling. 5 categories and 5 questions in each category. One or two player game checks your knowledge of American History. Different questions each round. Hi-res graphics.

see us at  PRINCETON

**KNOW YOUR STATES** by James Keeling  
32K ECB \$19.95  
High-res graphics portray each state for you to identify. If you can't, try the "help" command where you can see the state's position within the entire United States. Choose the number of states you want to try and see your score at the end.

## FOREIGN LANGUAGE



**FOREIGN LANGUAGE GAMES** 16K ECB \$11.95  
**FRENCH BASEBALL** - Score base hits or home runs for correct answers. You're out if wrong. Correct answers supplied. Fun way to learn and practice vocabulary. 2 levels.  
**SPANISH BASEBALL** - Same game using Spanish vocabulary words.  
**ITALIAN BASEBALL** - Same game using Italian vocabulary words.

PLEASE SPECIFY VERSION

Also in 32K (500 words)

\$19.95



Dealers inquiries invited.



(212) 948-2748

Dept. R 227 Hampton Green, Staten Island, N.Y. 10312

Send for catalog with complete descriptions.

Please add \$1.00 per order for postage. N.Y. residents, please add proper tax. FREE set of BINARY DICE, including full directions, with orders of 2 or more items. Authors: We are seeking quality children's software for leisure or learning. Write for details. Top Royalties.

TRS-80 Color Computer. TDPSYSTEM 100.

### FOR YOUR CONVENIENCE

Blank Cassettes with Labels	3 For \$ 2.00
Popular Brand Diskettes	3 For \$10.00
Disk Head Cleaner Kit	each \$25.00
Looseleaf Diskette File (hold 4)	2 For \$ 3.00





For Ordering Call TOLL FREE

**1-800-338-6800**  
**FROM - DATA-COMP, C.P.I.**

C.P.I.  
 Color Micro Journal  
 '68' Micro Journal  
 Data-Comp  
 S.E. Media

A Family of 100% 68XX Support Facilities  
 The Folks who FIRST Put FLEX™ on  
 The CoCo  
 Now Offering: \*FLEX™ (2 Versions)  
 AND \*STAR-DOS PLUS+™

**FLEX-CoCo Sr.**  
 with TSC Editor  
 TSC Assembler  
 Complete with Manuals  
 Reg. \$250.<sup>(1)</sup> **Only \$79.<sup>95</sup>**

**STAR-DOS PLUS+**  
 • Functions Same as FLEX  
 • Reads - writes FLEX Disks **\$34.<sup>50</sup>**  
 • Run FLEX Programs  
 • Just type: Run "STAR-DOS"  
 • Over 300 utilities & programs  
 to choose from.

**FLEX-CoCo Jr.**  
 without TSC  
 Editor & Assembler  
**\$49.<sup>95</sup>**

**PLUS**

**ALL VERSIONS OF FLEX & STAR-DOS INCLUDE**

**TSC Editor**  
 Reg \$50.00  
**NOW \$35.00**

- + Read-Write-Dir RS Disk
- + Run RS Basic from Both
- + More Free Utilities
- + Super 800 Support
- + Free Color Micro Journal 1 yr. sub.

- + External Terminal Program
- + Test Disk Program
- + Disk Examine & Repair Program
- + Memory Examine Program
- + Many Many More!!!

**TSC Assembler**  
 Reg \$50.00  
**NOW \$35.00**

**DISK SYSTEMS FOR THE COLOR COMPUTER**

THESE PACKAGES INCLUDE DRIVE, \*CONTROLLER, POWER SUPPLY & CABINET, CABLE, AND MANUAL.

\* SPECIFY WHAT CONTROLLER YOU WANT J&M, OR RADIO SHACK.

PAK #1 - 1 SINGLE SIDED, DOUBLE DENSITY SYS.	\$389.95
PAK #2 - 2 SINGLE SIDED, DOUBLE DENSITY SYS.	\$639.95
PAK #3 - 1 DOUBLE SIDED, DOUBLE DENSITY SYS.	\$439.95
PAK #4 - 2 DOUBLE SIDED, DOUBLE DENSITY SYS.	\$699.95
PAK #5 - 2 DOUBLE SIDED, DOUBLE DENSITY SYS. THINLINE DRIVES, HALF SIZE	\$659.95

COLOR COMPUTER II 64K W/EXT. BASIC \$189.95

**CONTROLLERS**

J&M DISK CONTROLLER W/ JDOS OR RADIO SHACK DISK BASIC, SPECIFY WHAT DISK BASIC.	\$139.95
RADIO SHACK DISK CONTROLLER 1.1	\$134.95

**DISK DRIVE CABLES**

CABLE FOR ONE DRIVE	\$ 19.95
CABLE FOR TWO DRIVES	\$ 24.95

**MISC**

64K UPGRADE W/MOD. INSTRUCTIONS, C,D,E,F, AND COCO 2 \$ 49.95

HJL KEYBOARDS	\$ 69.95
MICRO TECH LOWER CASE ROM ADAPTER	\$ 74.95
RADIO SHACK BASIC 1.2	\$ 29.95
RADIO SHACK DISK BASIC 1.1	\$ 29.95
RADIO SHACK EXT. BASIC	\$ 39.95
SCREEN CLEAN CLEARS UP VIDEO DISTORTION	\$ 39.95
MEMOREX DISKS 5" SS,DD	\$ 24.00
SHIPPING INCLUDED ON DISK PRICES	
DISK DRIVE CABINET & POWER SUPPLY	\$ 49.95
SINGLE SIDED, DOUBLE DENSITY 5" DISK DRIVE	\$199.95
DOUBLE SIDED, DOUBLE DENSITY 5" DISK DRIVE	\$249.95

**PRINTERS**

EPSON RX-80	\$325.00
EPSON RX-80FT	\$375.00
EPSON MX-100	\$650.00
EPSON FX-100	\$799.00
EPSON FX-80	\$549.00
EPSON MX-70	\$200.00

**SERIAL BOARDS FOR PRINTERS**

MX-SERIES	\$119.95
FX-SERIES	\$ 99.95

**USA ADD 2% SHIPPING**  
**FOREIGN ADD 5% SHIPPING**

**5900 Cassandra Smith Rd. Hixson, TN 37343**  
**TEL. (615) 842-4600 • TELEX 558 414 PVT BTH**

\*FLEX is a Trademark of Technical System Consultants  
 \*STAR-DOS+ is a Trademark of STAR-Kits & Data-Comp

# Practicing *LINE* And *DRAW* — Without Drudgery

By Joseph Kolar  
Rainbow Contributing Editor

**L**ike they say, "if it isn't interesting, it's just a lot of drudgery." That holds for programming! Boring tasks are likely to be shunted aside and perhaps, never pursued. The only solution is to make "it" challenging so it becomes a fun project.

"It" is the graphics capability of the Color Computer. Lurking in Extended Color BASIC, awaiting your bidding, are the powerful *LINE* and *DRAW* statements. They lie at the heart of CoCo's awesome graphics capability. Simply put, it is the ability to draw a line, in any available color, beginning at any predetermined location and proceeding to any other designated location on the screen.

Since it is useful to become familiar with the elements of these statements, let us manipulate these valuable tools. Let us practice using them; observe the results; enjoy the experience.

By now, you must have noted the tendency to overwork the words "fun" and "create." Each session at the computer, for the newcomer, should be an

adventure that is fun and becomes a creative experience.

Need I remind you to look through your manual, if you want to brush up on *LINE* and *DRAW*?

Copy the following lines:

```
10 PMODE 4,1:PCLS:SCREEN1,1
:COLOR3
100 GOTO 100
```

Add the following program lines, one at a time, *RUN* each one in turn and observe each result.

```
20 LINE(128,0)-(128,76),PSET
21 LINE-(255,96),PSET,B
22 LINE-(128,128),PSET,B
23 LINE-(255,155),PSET,B
24 LINE-(0,20),PSET,B
```

Why didn't we need [B] at the end of Line 20?

Can you see what you have done? Change *PMODE 4,1* to *PMODE 3,1* in Line 10, and *RUN*. If you are doubtful about what you have wrought, place a *REM* in front of Lines 21 through 24. *RUN* and compare with the results of the last *REMark* uncovered. Remove each *REM* (or ') in turn, *RUN*, and observe what each succeeding line added to the program.

Now that you have studied your crea-

tion and understand what each line created, place a *REM* or single quote mark in front of Lines 20 through 24. Rather than delete these lines and having to retype them later, we are putting them into cold storage, ready to be re-introduced into the program, at our pleasure, by editing out the *REM* markers.

For newcomers who are unfamiliar with inserting or deleting a *REM* marker, here is one way to do it: *EDIT 21* and *ENTER*. Using the Space Bar, space over until you are underneath 'L' in *LINE*. Press 'I', press *SHIFT '7'* at the same time, and *ENTER*. *LIST 21*. It is now inserted and the program line is in cold storage. To delete it, *EDIT 21* and space over with the Space Bar underneath the single quote. Press 'D', *ENTER* and Line 21 is thawed out and part of the program.

Review how the *DRAW* statement works in your manual. Pay particular attention to the commands, *U*, *D*, *R*, *L*, *N*, and *B*. *RUN* to make sure the screen is blank.

Here is the puzzle:

Using the *DRAW* statement, begin at program Line 30 (*30 DRAW "CABM 128,0*), which is the starting point in Line 20, recreating the contents of Lines 20 through 24, using *U*, *D*, *L*, *R*, *N*, and *B*.

(Joseph Kolar is a free-lance writer and programmer dedicated to proselytizing for computers in general, and the CoCo specifically.)

**Note:** You may separate each direction command as you add it to the program line, with a semicolon and space; only a semicolon; or only a space, or just bunch them all together without any spaces. For example:

```
DRAW"BM128,96;R5;D5;L5;U5;"
DRAW"BM128,96;R5;D5;L5;U5;"
DRAW"BM128,96 R5 D5 L5 U5"
DRAW"BM128,96R5D5L5U5"
```

As usual, there is more than one way to recreate the "design" in Lines 20 through 24. You may follow the directions in Lines 20 through 24 faithfully or strike off on some other pathway. It doesn't matter how you do it. It is the result that counts.

When you have finished and checked out your work to your satisfaction, prove to yourself that it is identical to the shape in the cold storage Lines 20 through 24.

*EDIT* the *REM* marker (') from Lines 20 through 24, effectively taking them off ice and reintroducing them to an active roll in the program. *RUN*. If all of your lines are in *C4*, red, congratulations!

If it isn't correct, you will find at least one *COLOR* 3, blue line, and perhaps unwanted or mislocated lines.

Back to the drawing board! Correct Line 30 until it is completely superimposed over Lines 20 through 24.

If you get a bit confused and are not sure of the design in Lines 20 through 24, add Line 25:

```
25 FOR Z = 1 TO 2000: NEXT
```

If you fail to find a good solution, drop me a card (c/o THE RAINBOW) and I'll send you one. But, make it a point to work out your own solution because becoming familiar with the *DRAW* statements should be priority one and will prove invaluable. The *DRAW* statement is very versatile and affords you innumerable solutions for a single problem.

When you have successfully solved this puzzle, you will have gained experience in manipulating and creating lines that accomplish the same mission using either the *LINE* or *DRAW* statements. Which do you prefer?

If you are adventurous, you can fool around and make a combination Line 30, using some *LINE* and some *DRAW* statements.

Remember, there is no rule that states you must use any particular routine

because it is shorter. Use whichever you prefer.

Here is another problem. Delete Lines 20 through 30 (*DEL* 20-30). Type in the following lines:

```
20 LINE-(128,96)-(78,46),PSET
21 LINE-(178,146),PSET
22 LINE-(128,96),PSET
23 LINE-(178,46),PSET
24 LINE-(78,146),PSET
```

*RUN*. It displays a blue X on the screen.

**Note:** The X could have been created using three program lines. Using the information in Lines 20 through 24, make the X using only three lines.

Here is the answer:

```
20 LINE(78,46)-(178,146),PSET
21 LINE-(178,46),PRESET
22 LINE-(78,146),PSET
```

Back to your manual. Review the *DRAW* statement paying particular attention to *E*, *F*, *G*, and *H* options.

The *B* option in the *DRAW* statement is similar to *PRESET* in the *LINE* statement; movement to a new location without revealing the pathway on the display screen.

Delete Lines 20 through 22 if you made the X in the three-line way and retype the original lines — Lines 20 through 24 — as *REM* lines. If you didn't bother making the three-liner, put a single quote in front of Lines 20 through 24. *RUN*. Make sure the screen is blank. Insert Line 30. Begin the line, 30 *DRAW*"C4BM78,46. Using the *E*, *F*, *G*, and *H* commands create an X exactly the same size and locate it so it is identical to Lines 20 through 24.

Use the same procedure you used previously to see if you superimposed it over the original X. (Delete the *REM* markers from Lines 20 through 24.)

Below are some alternate routes you may have taken to get a good solution, using the same point of origin.

```
30 DRAW"C4BM78,46;F50;E50;
ND100;H50;G50"
30 DRAW"C4BM78,46;F100;H50;
E50;G100"
30 DRAW"C4BM78,46;F50;NE50;
NF50;G50"
30 DRAW"C4BM78,46;F100;
BU100;G100"
30 DRAW"C4BM78,46F100BL100
E100"
```

**Note:** The first three solutions are based on the five-line routine and the last two are based on the three-line rou-

tine. Did we say there was more than one way to skin a cat?

Using any of these five algorithms, or others you may have discovered, can you add a "+" shape to the X shape to create an eight-pointed star, by continuing Line 30 and using the appropriate *U*, *D*, *L*, and *R* options? Sure, you can!

These small programs afford you lots of practice fooling around with both the *LINE* and *DRAW* statements. There is method to this madness.

The idea is for the the beginner to get friendly with these two statements, so that in a future article we can tackle more complex graphics problems. Let this session be a dry run.

Here is a problem that will give you further practice. Imagine that you are using a pencil on a piece of paper, going from point to point, without lifting the pencil from the paper, and without crossing any line or back-tracking over any line, create the house in the problem below.

Here is the house, but not the solution.

```
10 PMODE 4,1:PCLS:SCREEN 1,0
20 DRAW"S32BM100,126NR6NE6
U6NF6NE3R6NH3D6"
100 GOTO 100
```

**Note** that the middle line was crossed, *NF6*. A mistake! Now that you know the problem, delete all the lines with *NEW*.

Use *C2* for the first three lines of the house; *C3* for the next three lines; *C4* for the balance.

Use the following format:

```
10 PMODE 3,1:PCLS:SCREEN 1,1
20 DRAW"C2S32BM120,96 (Insert
first three lines)"
30 DRAW"C3 (Insert next three
lines)"
40 DRAW"C4 (Insert rest of the
lines)"
100 GOTO 100
```

The lines inserted after the incomplete lines (20, 30 and 40) must be done using any of the eight *DRAW* directions and *N*. *B* is not allowed because all lines must be visible and continued from the point where the previous line ended. You may change the starting location, *BM120,96*.

To create a properly proportioned house, the length of the lines should be three or six.

Remember! Don't cross or go over any lines. You should have a lot of fun doing this problem.

*This is the third installment of a six-part series on creating a disk mailing list program*

# Developing A Database Manager — Part 3

By Bill Nolan  
Rainbow Contributing Editor

**T**his article is the third in a six part series about direct access disk files and their use in database manager programs. A database manager program is a program designed to help you keep track of some related pieces of information, and the program we will be writing in this column is a specific type of database manager — a mailing list program. The principles and programming methods used to manage a mailing list can be easily applied to any type of database manager.

When complete, our mailing list will be pretty nice, having the ability to search or sort on any field. The sort method will be a fast one using a temporary directory, and the program will handle about 400 names.

The program listing included with this article will allow you to type in your names, store them on disk, and print them on the screen or printer in several formats. As will be obvious, I have written the entire program, so you can type in this part now and add the rest later without concern that this part will undergo any big changes. The menu in this program lists search and sort as options, but those sections will be added

*(Bill Nolan, who teaches "Programming In BASIC" at the college level, owns Prickly-Pear Software Co. and has written several commercially successful software packages.)*

later, so don't select those options yet, or you will get a UL Error.

What we will do now is go through the listing one line at a time, with an

---

*"The principles and programming methods used to manage a mailing list can be easily applied to any type of database manager."*

---

explanation of each line. The program is written in sections, or modules, and we will look at each module as a unit.

The first module starts on Line 10 and goes through Line 70. Line 10 clears the screen and jumps to the very end of the program, at Line 11000. Line 11000 does a *PCLEAR 1* and jumps all the way back to Line 20. This may seem a little strange, but there is a good reason for this. When you turn on your computer, it clears space for four pages of graphics, and this uses about 6000 bytes of memory. In our mailing list program we don't use any graphics, so we want to tell the computer to set aside only one page of graphics storage. (We don't need any, but there is no *PCLEAR 0*

command on the CoCo.) Graphics pages are located low in memory, below the BASIC program storage area, so when we start with four pages allocated and change it to one page, the entire BASIC program is relocated to a different part of memory. Some CoCos will get lost during this operation and crash out of the program. If you find that you sometimes have to type *RUN* twice with certain programs, then you have this bug. We have found that if you make the *PCLEAR 1* the last line in your program, this problem will not occur. (If we had wanted to *PCLEAR* more than four pages, we would have done it in the first line of the program.)

**L**ine 20 clears (reserves) 15000 bytes of memory space for storage of strings. (A string is a group of alphanumeric characters, like a name or address.) Line 30 sets up three arrays for use by the program. The two big ones, *ST\$* and *ST*, will be used during the sort, and the other one will be used a lot in all parts of the program.

Line 40 does a lot of things. First, it asks for the name of the file you are going to be working with, and you can use any name you like within certain limits. The name cannot exceed eight characters in length, must start with a letter, and cannot have an extension. The only name you can't use is "*TEMP*," because this name will be used for a

# Good News for CoCo Users

Computerware is a federally registered trademark of Computerware

Box 668 • Encinitas, CA 92024 • (619) 436-3512

## Over 50% of CoCo Cookbook Users are NOT Storing Recipes . . . FREE FORMAT cited for flexibility!

Though *CoCo Cookbook* is a popular recipe index, most users have found additional uses for this powerful *free-format data base system*. Designed to store and retrieve up to 270 recipes on a single disk, its sophisticated compression technique stores up to 3040 characters for each entry. By simply ignoring the labels of recipe, ingredients, and instructions users report storing such items as:

(1) **Book Reviews.** Put the title under "title" and the review under "recipe."

(2) **Personal Calendar.** In the "title" store the date and enter the occasion you want to remember under "recipe" (or vice versa.)

(3) **Home Inventory.** Under "title" record the room (like "Den"). Then list all of the valuables in that room and their cost in the recipe field (like TV \$500; Computer \$300 . . .)

(4) **Real Estate Listings.** The address will fit in the title field of 45 characters and a lengthy description can be recorded under "recipe" for number of bedrooms and baths, patios or pools, added amenities, etc.

(5) **AND MORE** only \$27.95 disk.

## Anyone — Everyone — Can write Assembly Language Programs Using the Color Basic Compiler!

If you have ever written a BASIC program only to find that it runs too slow to provide any action and haven't had the courage to learn assembler, then the **Color Compiler™** is the answer. It lets you write your program in easy BASIC and then converts it into fast machine language. After you run your compiled program, you may find it necessary to add some delays because the **Color Compiler™** will make your program run an average of 40 times faster.

The **Color Compiler™** features a total of 55 commands and functions. Most of these are a subset of Extended Color BASIC. The **Color**

**Compiler™** is limited to integer variables. All floating point can be done in a BASIC program which calls the compiled program. Passing information from BASIC to compiled programs is very easy. **Strings are fully supported.** The **Color Compiler™** generates position independent code so that you may put the compiled program anywhere in memory, including into a ROM-pack! It requires 32K and a disk drive, leaving 16K of user work space. (Room for a program with up to 200 lines and 100 line references).

Only \$39.95. Complete list of commands available.

## It's a Graphic Adventure . . . No, it's a Simulation . . . No, it's a Strategy Game . . .

### It's . . . STAR TRADER!!!

This is a game like no other. It's different every time you play! You assume the role of a merchant ship captain in the far future. You travel between solar systems in **REAL TIME**, trading cargo, encountering pirate ships, stopping at starports for news or fuel or repairs, and making money. Your goal is to collect 1,000 credits so you can retire in luxury from the fast-paced, even dangerous world of solar mer-

chants. Your graphics cockpit shows gauges and read-outs of your location, current damage levels, and current date.

Use your **mouse or joystick** to direct your moves; no cumbersome keyboard entries! While traveling you **JUMP** through hyperspace; **THRUST** within the solar system; use **CARGO** for picking up, delivering, illegally selling or dumping cargo; go to **STARPORT** where you buy fuel and repairs; **BATTLE** with nearby starships; or pick up unrefined fuel at **GAS GIANTS**. As you travel and battle, your reputation will affect your future activities too! With different skill levels and many variable factors, **STAR TRADER** offers a new game every time you play! (Requires 32K on cassette or 64K on disk with one joystick or mouse and Extended BASIC.)

Cassette \$24.95      Disk \$27.95

## Computerware® Disk System Breakthrough!

### Buyers Worried About:

- buying pieces from several different vendors & having to assemble them together — if something's wrong, who do you go to?
- reliability!!
- getting the most advanced features like fast step rates, extended tracks, slim line size
- adequate power supply
- technical documentation

### Computerware® Offers Solutions like:

- **complete** systems assembled & tested by **expert technicians**. We've been selling disk systems since 1977 so we know what you need & we make sure you get it!
- highest quality components including **TEAC & Hitachi** drives, **J & M** Systems controller, all **GOLD** connectors, **heavy duty** cabinet, power supply, & cable.
- totally adequate power supplies to insure reliability. We know dual drives need heavier power supplies!

- all TEAC & Hitachi drives with **6 ms** step rate, full **40 tracks**, **slim** line, & 1 year warranty.
- in addition to the DOS manual, a 20 page **technical manual** documenting every detail of disk drive performance & specification.

## DISK SYSTEM PRICES SLASHED!!!

September Sale

Prices good through Sept. 30, 1984

**Disk Systems** include top quality drives, J & M controller with JDOS, cable, cabinet & manual. (Add \$15 for RSDOS.)

Single drive, single-sided	\$385.00	Dual drives, single-sided	\$575.00
Single drive, double-sided	\$415.00	Dual drives, double-sided	\$635.00
Amdisk System		\$595.00	

**Add-On Drives** to expand your system include slim-line drives in cabinets with extenders.

Single drive, single-sided	\$250.00	Dual drives, single-sided	\$440.00
Single drive, double-sided	\$280.00	Dual drives, double-sided	\$500.00
Amdisk drives only		\$475.00	

### Controllers

J & M Controller w/JDOS	\$135.00
J & M Controller w/RSDOS	\$155.00
JDOS w/manual	\$ 39.95



# from Computerware®

## CoCo Owners Use Video Plus to Interface Monitors

CoCo users can now take advantage of the crisp display of a *composite video monitor* by installing one of

### OS-9 Users Turn To Computerware®

OS-9 users are finding quality products at Computerware! The **Advanced Editor** is a much needed, comprehensive program editor. The **Disk Fix & OS-9 Utilities** package allows full use of drives like double sided, extended track, and fast step rates plus some very powerful and useful utilities. To explore how things "tick" the **Sourceer disassembler** is a handy tool! **Random Basic** offers some significant advantages like extended precision and graphics. Computerware also carries O-Pak and C-Compiler. Write for a complete **catalog** from the OS-9 experts!

Color Connection II	\$49.95
Advanced Editor	\$39.00
Disk Fix & Utilities	\$29.95
Sourceer	\$39.95
Random Basic	\$75.00
O-PAK	\$34.95
C-Compiler	\$59.95
Textools	\$29.95

### New OS-9 Utilities from Brian Lantz Computerware offers "Textools"

Noted OS-9 programmer and author **Brian Lantz** has joined with leading OS-9 vendor Computerware to offer an impressive group of **OS-9 utilities** called "**Textools**" which sells for **\$29.95**. Review the list of powerful commands that follow and you will see why every OS-9 user will be adding the **Textools** to his library! You'll see similar "Unix-type" commands from other companies with

Computerware's **Video Plus** interfaces. They are inexpensive, completely assembled, and easy to install. It also provides audio output for monitors with audio. There are three models depending on the kind of monitor and whether you have the original CoCo or CoCo II.

<b>Video Plus</b>	\$24.95
(original CoCo & either color or monochrome monitor)	
<b>Video Plus IIM</b>	\$26.95
(CoCo II & monochrome monitor)	
<b>Video Plus IIC</b>	\$39.95
(CoCo II & either color or monochrome monitor)	

## Color Connection II for OS-9 Announced by Computerware® and Brian Lantz

Computerware unveiled Color Connection II for OS-9, a full featured communications package written by reknowned OS-9 author **Brian Lantz**. This package adds a whole new dimension to telecommunications and OS-9 with features like:

- The **12 page on-line screen display** lets you view the last 12 screens even while the software is receiving new data.

prices of up to \$50. But why pay more than Computerware's \$29.95 when you can get top quality from real experts? Order the OS-9 Textools today! (Write for detailed description.)

CAT	QSORT	UNIO
FGREP	RPL	UNPACK
LOWER	SPLIT	UPPER
LS	TAIL	UPS
PACK	TIME	WC
PR	TR	

## New NAP Monitors Have Built-In Audio Speaker!

Computerware has made special arrangements with North American Phillips (familiar for Magnavox & Sylvania brands). Their green and amber composite video monitors are the only monochromes on the market with built-in audio. And they are still very affordable! Check out Computerware's full line of monitors.

NAP green	\$109.95
NAP amber	\$119.95
Color (Comrex or Amdek)	\$265.00

- **XON/XOFF** software handshaking is supported.

- **300 baud** supported.
- **expandable buffer** allows you to save anything on the screen to memory.

- The **OS-9 shell** is accessible — within Color Connection II you can invoke any OS-9 command.

- Supports **autodial; full and half duplex**.

- Completely **menu** driven.
- **Upload and download** protocol is user definable.

- Single key "**macros**" allow often used sequences to be entered with a single key stroke.

- All printable characters are available at the keyboard.

- User selectable anti-truncation will not allow a word to wrap two lines.

- Reads and writes standard ASCII text files.

Only \$49.95!!

## Hardware SALE!

<b>Volsmodem</b>	\$89.95
300 baud, direct connect, with CoCo cable	
<b>WICO adapter</b>	\$18.95
interfaces 2 Atari-type joysticks	
<b>Kraft Joystick</b>	\$29.95
<b>Video Clear</b>	\$16.95
reduces RF interference from CoCo to TV	
<b>CCP-1 Printer Interface</b>	\$64.95
parallel to serial interface with selectable baud rates	
<b>CCP-2 Printer &amp; Modem Interface</b>	\$79.95
CCP-1 plus extra connection for modem & switch for printer modem selection	

Call or Write to:



**COMPUTERWARE®**  
(619) 436-3512

Box 668 • Encinitas, CA • 92024

Name \_\_\_\_\_  
 Address \_\_\_\_\_  
 City \_\_\_\_\_ State \_\_\_\_\_ Zip \_\_\_\_\_  
 Yes! Send me your **FREE** catalog!   
 VISA MasterCard  
 Card # \_\_\_\_\_ Exp. \_\_\_\_\_  
 Signature \_\_\_\_\_

Item	Format	Price

**Shipping:**  
 Surface — \$2 minimum.  
 2% for orders over \$100  
 Air or Canada — \$5 minimum.  
 5% for orders over \$100  
 Checks are delayed for bank clearance

**6% Calif. Sales Tax**  
**COD Add \$3**  
**Shipping\***  
**TOTAL**

temporary file during the sort. You can maintain more than one mailing list file on the same disk if you want to, as long as each has a different name.

After you enter the name, Line 40 goes to a subroutine at line 5500. Line 5500 opens a direct file to the disk using buffer #1, uses the name you entered (F\$), and tells the computer that each record will be 99 characters long. Line 5510 is a field statement that tells the computer how the 99 characters are divided up. We have allocated 30 characters for the name, 30 for the address, 15 for the city, two for the state, nine for the ZIP code, and 13 for the phone number. Line 5520 uses the *LOF* function to find out how many records are in the file. When you open a direct access file, the computer looks on the disk in the drive to see if a file with that name exists. If it does, fine, but if there is no file by that name, the computer simply creates one, and in that case you will have a file on the disk with zero records in it. (Sort of like an empty drawer in a file cabinet.) After the computer finds out how many records are in the file, it *RETURNS* to the place where it was when the subroutine was called — in this case line 40.

Line 40 then closes the file access channel that was created in Line 5500. Remember this subroutine (at 5500), because we will be calling to it often.

Line 50 checks the value of LR (the number of records in the file), and tells you if it is a new (empty) file. The subroutine called at the end of Line 50 (at 7000) is another one you will see called fairly often. It prints the message "press any key to continue" on the screen and waits for a key to be pressed before returning. The extra *INKEYS* function call in Line 7000 is there to clear the keyboard buffer.

Line 60 checks to see how you want labels printed. This is necessary because we use only one field for the first and last names, and we want the sort to put people in alphabetical order by their last names. Because of this, you must enter names in the following format.

Contrary, Mary  
Doe, Jack A.  
Smith M.D., Dr. Richard M.  
Anderson's Radio Shack

**A**s you can see, the names are typed in with the last name (and any degrees, etc.) first, followed by a comma, and then the first and middle names. Business names are entered without any commas in them. This will result in the proper alphabetical order, but we want

Aunt Mary's Christmas card to be addressed to Mary Contrary, not Contrary, Mary, so Lines 60 and 70 find out how you want the labels printed (last name first or first name first) and sets the variable LC to be equal to 1) if you want last name first and 2) if you want first name first. As in all cases like this in the program, the computer checks to see if you pressed one of the proper keys and ignores improper responses.

The next main section of the program is located starting at Line 500 and running to Line 580. This section prints a menu on the screen and gets the user's choice from the five options. Line 580

statements in Line 5510. This makes the information fit the specified format. If it is too long, it will be chopped off, and if it is too short, spaces will be added to the end to make it long enough. Line 7200 is the opposite. It takes the information, which has been *LSET*, and puts it back into the array R\$ so we can look at it easily to see if it has been cut. This subroutine must be used while the file is open, because the information stored in the *LSET* variables disappears when you close the file.

Lines 1080 to 1110 print the *LSET* information back on the screen so you can check it, and asks you to press 'Y' or

---

*"Once you know how to . . . [make modifications] . . . you should be able to write a data-base manager to store any kind of data you like."*

---

then branches to one of the five subsections of the program. These are located starting at Line 1000 (add a record), Line 2000 (sort records), Line 3000 (search records), Line 4000 (print records), and Line 10000 (end program).

The end-the-program section at Line 10000 is the shortest, so let's look at that first. This clears the screen, does an unload command, and ends. The unload is a command that closes all open files to prevent data loss and possible disk problems.

The sections at Lines 2000 and 3000 are not yet included in the program. They will be covered in future articles in this series. Until then, be patient.

The section from Line 1000 to 1220 lets you add people to your file. Line 1000 finds out how many people are in the file now (what the number of the last record is), and adds one to this for the record we are going to enter. The variable LR is the number of the last record now in the file, and the variable CR (current record) is the number of the record we are about to add. Lines 1020 to 1060 get the information for the new record and store it in the array named R\$.

Line 1070 is more complex. First it goes to our old friend 5500 to open the file. Then it does two other *GOSUBs* to 7100 and 7200. Let's look at these one at a time. Line 7100 *LSETs* the information stored in the array R\$, using the variable names specified in the *FIELD*

'N' to indicate whether or not it is correct. The subroutine at 7020 gets the yes or no answer. If the information is correct, Line 1120 sends you ahead to Line 1200. Otherwise, Lines 1130 and 1140 let you change one field of your record. The subroutine at 6500 is used to select the field you want to change. When you have entered the new information, go back to Line 1070 to verify the information again. If it is still not correct, you can change another field (or the same field again). Eventually, the information will be correct and you will go on to 1200, where the *PUT* command is used to *PUT* the new record on the disk. You will then (in Lines 1210 and 1220) be asked if you have more to add, and will be sent either to the beginning of the add section at 1000, or to the main menu at 500, depending upon your answer.

The section of the program located at Line 4000 is used to print the records. This section is there for you to use now if you want to start typing in names, and we will go over it line by line next month in installment four. Then, in installment five we will add the search, and in installment six we will add the sort to complete the program. In these we will also show you where to make modifications to the program if you need to do so to fit your needs. Once you know how to . . . [make modifications]. . . you should be able to write a database manager to store any kind of data you like. See you next month.

---

# THE COLORSOFT™ BUSINESS SYSTEM

INTEGRATED BUSINESS SOFTWARE DESIGNED FOR THE COLOR COMPUTER  
WRITTEN FOR USE BY THE NON-ACCOUNTING ORIENTED BUSINESSMAN  
CONCISE USERS MANUAL WITH SAMPLE TRANSACTIONS TUTORIAL  
PROFESSIONALLY WRITTEN AND FULLY TESTED  
HIGHLY USER FRIENDLY AND MENU DRIVEN  
AFTER THE SALE SUPPORT

**SMALL BUSINESS ACCOUNTING (Version 2.0)** This sales-based accounting package is designed for the non-accounting oriented businessman. It also contains the flexibility for the accounting oriented user to set up a double entry journal with an almost unlimited chart of accounts. This package includes Sales Entry, transaction driven Accounts Receivable and Accounts Payable, Journal Entry, Payroll Disbursement, and Record Maintenance programs. Screen and hardcopy system outputs include Balance Sheet, Income Statement, Customer and Vendor Status Reports, Accounts Receivable and Payable Aging Reports, Check Register, Sales Reports, Account Status Lists, and a Journal Posting List. The number of accounts is limited only by the number of disk drives. .... \$89.95

**ACCOUNTS RECEIVABLE (Version 2.0)** This package is designed to meet the requirements of most small business users. The system includes detailed audit trails and history reports for each customer, prepares invoices and monthly statements, mailing labels, aging lists, and an alphabetized customer listing. The user can define net terms for commercial accounts or finance charges for revolving accounts. This package functions as a standalone A/R system or integrates with the Small Business Accounting package to build a complete accounting/receivables system. .... \$59.95

**PAYROLL (Version 2.0)** This integratable package is designed for maintaining personnel and payroll data for up to 200 hourly and salaried employees with 8 deductions each. This system calculates payroll and tax amounts, prints checks and maintains year-to-date totals. These amounts can be automatically transferred to the SBA package for financial reporting. It computes each pay period's totals for straight time, overtime, and bonus pay and determines taxes to be withheld. Additional outputs include mailing list, listing of employees, year-to-date federal and/or state tax listing, and a listing of current misc. deductions. This system is suited for use in all states except Oklahoma and Delaware. .... \$69.95

All programs require a minimum of 32K and 1 disk drive but will take advantage of 64K and multiple drives. Each package features a hi-res 51 x 24 black on green screen. 16K versions available without hi-res screen. Specify 16K or 32K versions when ordering. Future integrated packages will include: Inventory Control, Sales Analysis, Accounts Payable.

INCLUDE \$5.00 Shipping/Handling Per Order

Write for Free Catalog

## BRANTEX, INC.

COLOR SOFTWARE SERVICES DIV.

BUSINESS SOFTWARE GROUP  
P.O. BOX 1708  
GREENVILLE, TEXAS 75401



TELEPHONE ORDERS  
(214) 454-3674  
COD/VISA/MASTERCARD

ATTENTION DEALERS: WE OFFER THE BEST DEALER PLANS AVAILABLE

```

560..... 100
1200 .... 185
4210 .... 37
5150 .... 167
END ..... 69

```

The listing:

```

10 CLS:GOTO 11000
20 CLEAR 15000
30 DIM ST$(400),ST(400),R$(6)
40 PRINT:PRINT" WORK ON WHICH FILE?":INPUT F$:GOSUB 5500:CLOSE #1
50 IF LR<1 THEN PRINT:PRINT" THIS IS A NEW FILE":PRINT:PLAY"AB":GOSUB 7000
60 CLS:PRINT:PRINT"DO YOU WANT LETTERS PRINTED:":PRINT:PRINT" 1. LAST NAME FIRST":PRINT" 2. FIRST NAME FIRST":PRINT:PRINT"PLEASE SELECT 1 OR 2":K$=INKEY$
70 K$=INKEY$:LC=VAL(K$):IF LC<1 OR LC>2 THEN 70 ELSE SOUND 150,1
500 CLS
510 PRINT:PRINT"                MAIN

```

```

MENU":PRINT:PRINT" 1. ADD RECORDS"
520 PRINT:PRINT" 2. SORT RECORDS"
530 PRINT:PRINT" 3. SEARCH RECORDS"
540 PRINT:PRINT" 4. PRINT RECORDS"
550 PRINT:PRINT" 5. END PROGRAM"
"
560 PRINT:PRINT" PLEASE ENTER YOUR CHOICE (1-5)":K$=INKEY$
570 K$=INKEY$:K=VAL(K$):IF K<1 OR K>5 THEN 570 ELSE SOUND 150,1
580 ON K GOTO 1000,2000,3000,4000,10000
1000 CLS:GOSUB 5500:CLOSE #1:CR=LR+1:PRINT" YOU ARE ADDING RECORD #";CR:PRINT" TO THE FILE ";F$
1010 PRINT:PRINT"NAME (LAST NAME, FIRST NAME)?":LINE INPUT R$(1)
1020 PRINT:PRINT"ADDRESS?":LINE INPUT R$(2)
1030 PRINT:INPUT"CITY? ";R$(3)
1040 PRINT:INPUT"STATE CODE? "

```



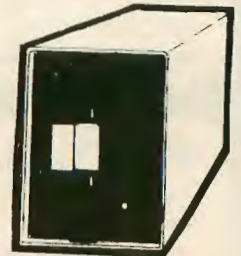
The HJL Keyboard is generally preferred by many touch typists in that it feels like many electric typewriter keyboards. It does require the cutting of one plastic post for installation but mounts in a nice recessed position. This is Jeff's favorite Keyboard. Please specify board revision on this model, or call us to help you determine it ..... \$79.95



The Macrotan Premium Keyboard is preferred by many programmers because it uses the Alps keys as used in the Model IV, as well as many other computers. This is AI's favorite keyboard because of that. This model requires no post cutting but the board revision should be known ..... \$79.95



The Key-Ironic Keyboard is the newest keyboard from a very old Company. This keyboard has no comparison and is by far the best. No cutting required, no need to know your revision board. It is higher priced, and worth the extra cash ..... \$89.95


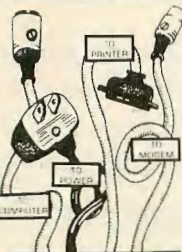


Tandon Disk Drives are the best and most dependable drives known today. They are currently being used by the top micro-computer manufacturers including the one that made yours in their higher priced units. Double headed drives are set up to run like 2 physical drives on the Co-Co so they are fully compatible just like the single sided drives with your DOS. So if you're in the drive market, try a little quality. You will be glad you did.

a Serial/Parallel Interface for the Radio Shack™ Color Computer. Our interface allows your CoCo to connect with most, currently manufactured, printers and offers such features as:


- Switch selectable baud rates from 300 to 9600
- Switch selectable printer or modem operations.
- Elimination of recableing. It comes cabled with standard "DIN" connectors for CoCo and Modem Also "Centronics" standard 36 pin connector for printers
- Self contained Power Supply and Cord.

Radio Shack™ is a registered trademark of Tandy Corp.



\$74.95

C. Itoh Prowriter



\$349.

- Prowriter 8510 printer 120 CPS 9" parallel ..... \$349.00
- Dikidata 92A printer 160 CPS 9" parallel ..... \$479.00
- 64K Upgrade Kit with instructions for all boards ..... \$62.95
- Verbatim Diskettes SS/DD Datalife (box of 10) ..... \$25.95
- Verbatim Diskettes SS/DD Vorex (box of 10) ..... \$19.95
- PBH Serial to Parallel Adapter ..... \$74.95



SS/DD \$25.95

## COMPUKIT CORPORATION

### Ordering Information

Use our Watts Line to place your order Via Visa, MasterCard, or Wire Transfer. Or Mail your payment directly to us. Any non-certified funds are held until proper clearance is made. C.O.D. orders are accepted, as well as purchase orders from government agencies. Most items are shipped off the shelf, with the exception of Hard Drive products which are custom built. UPS ground is our standard means of shipping unless otherwise specified. Shipping costs are available upon request.

1-713-480-6000 Order Line 1-800-231-6671  
16206D Hickory Knoll, Houston, Texas 77059

```

;R$(4)
1050 PRINT:INPUT"ZIP CODE? ";R
$(5)
1060 PRINT:INPUT"PHONE #? ";R$(
6)
1070 GOSUB 5500:GOSUB 7100:GOSUB
7200
1080 CLS:FOR X=1 TO 6
1090 PRINT:PRINT$(X)
1100 NEXT X
1110 PRINT:GOSUB 7020
1120 IF K$="Y" THEN 1200
1130 CLOSE #1:CLS:PRINT:PRINT" F
IELD TO CHANGE?":GOSUB 6500
1140 CLS:PRINT:PRINT" OLD DATA I
S":PRINT$(CF):PRINT:PRINT" ENT
ER NEW DATA":LINE INPUT R$(CF):
GOTO 1070
1200 PUT #1,CR:CLOSE #1:CLS
1210 PRINT:PRINT" WANT TO ADD MO
RE? (Y/N)":K$=INKEY$:GOSUB 7030
1220 IF K$="Y" THEN 1000 ELSE 50
0
4000 CLS:PRINT:PRINT" PRINT ALL
RECORDS SECTION"
4010 PRINT:PRINT" 1. PRINT ON S
CREEN":PRINT" 2. PRINT ON PRINT

```

```

ER":PRINT" 3. PRINT ON LABELS":
PRINT" 4. PRINT PHONE # LIST":P
RINT" 5. RETURN TO MAIN MENU":P
RINT:PRINT" PRESS A NUMBER (1-5
)":K$=INKEY$
4020 K$=INKEY$:PO=VAL(K$):IF PO<
1 OR PO>5 THEN 4020 ELSE SOUND 1
50,1
4030 ON PO GOTO 4100,4200,4100,4
300,500
4100 GOSUB 5500:CLS:IF PO=3 THEN
PLAY "CDEF":PRINT" MAKE SURE PR
INTER AND LABELS ARE SET UP A
ND ON LINE":GOSUB 7050
4110 FOR X=1 TO LR:GET #1,X:GOSU
B 7200
4120 IF PO=1 THEN GOSUB 5300 ELS
E GOSUB 5000
4130 NEXT X
4140 CLOSE #1:GOTO 4000
4200 GOSUB 5500:PLAY"CDEF":PRINT
" MAKE SURE PRINTER IS ON LINE":
GOSUB 7050
4210 FOR X=1 TO LR:GET #1,X:GOSU
B 7200
4220 PRINT#-2,R$(1);" ";R$(2):P
RINT#-2,R$(3);" ";R$(4);" ";R$

```

## The Companion

Expansion Interface Units  
Basic Technology offers you  
the most features and best  
quality for the money!



Compare these features:

	BT COMPANION	TRS-80 Multi-Pak
• Power ON Indicator Light	YES	NO
• Cold Start Reset	YES	NO
• Gold Socket Connectors	YES	NO
• Socketed Integrated Circuits	YES	NO
• Manual Cartridge Selector	Pushbutton	Slide Switch
• Keyboard/Program Selection	YES	NO
• Cartridge ON Indicator	YES	NO
• Extension Cable	YES	NO
• Warranty	180 days	90 days
• User's Manual w/schematics, parts layouts and parts lists	YES	NO

Also for the Color Computer:

BT-1010 Parallel Printer Interface ... \$ 79.95  
BT-1020 Real Time Clock/Calendar . \$109.00  
BT-1030 Versatile Interface Port..... \$ 69.95

Add \$5 shipping and handling. Check, money order, VISA, MC (Account # and expiration date). COD charge \$2 (req. certified check or M.O.). Michigan residents add 4% sales tax.



The Companion — New Price .. \$225.00

BT-1000 ..... \$250.00

with 8K RAM ..... \$275.00



**ORDER TODAY OR SEND  
FOR FREE BROCHURE!**

**basic  
TECHNOLOGY**

Dept. Q

P.O. Box 511

Ortonville, MI 48462

(313) 627-6146

```

(5); " ";R$(6):PRINT#-2,""
4230 NEXT X
4240 CLOSE #1:GOTO 4000
4300 GOSUB 5500:PLAY"CDEF":PRINT
" MAKE SURE PRINTER IS ON LINE":
GOSUB 7050
4310 FOR X=1 TO LR:GET #1,X:GOSU
B 7200
4320 PRINT#-2,R$(1); " ";R$(6)
4330 NEXT X
4340 CLOSE #1:GOTO 4000
5000 FL=1:IF LC=2 THEN GOSUB 510
0
5010 FOR Y=LEN(R$(3)) TO 1 STEP
-1
5020 IF MID$(R$(3),Y,1)<>" " THE
N 5040
5030 NEXT Y
5040 R$(3)=LEFT$(R$(3),Y)
5050 PRINT#-2,R$(1):PRINT#-2,R$(
2):PRINT#-2,R$(3);", ";R$(4);"
";R$(5)
5060 FOR Y=1 TO 3:PRINT#-2,"":NE
XT Y:RETURN
5100 P=INSTR(1,R$(1),","):IF P=0
THEN RETURN
5110 N1%=RIGHT$(R$(1),30-(P+1)):
N2%=LEFT$(R$(1),P-1)
5120 FOR Y=LEN(N1%) TO 1 STEP -1
5130 IF MID$(N1%,Y,1)<>" " THEN
5150
5140 NEXT Y
5150 N1%=LEFT$(N1%,Y):R$(1)=N1%+
" "+N2%:RETURN
5300 CLS:PRINT:PRINT" RECORD #"
;X:PRINT:FOR Y=1 TO 6:PRINTR$(Y)

```

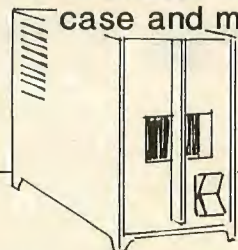
```

:NEXT Y:PRINT:GOSUB 7000:RETURN
5400 FL=1:FOR Y=1 TO 6:PRINT R$(
Y):NEXT Y:PRINT:RETURN
5500 OPEN"D",#1,F$,99
5510 FIELD #1,30 AS N$,30 AS A$,
15 AS C$,2 AS S$,9 AS Z$,13 AS P
$
5520 LR=LOF(1):RETURN
6500 PRINT:PRINT" 1. NAME":PRINT
" 2. ADDRESS":PRINT" 3. CITY":PR
INT" 4. STATE":PRINT" 5. ZIP COD
E":PRINT" 6. PHONE #":PRINT
6510 PRINT" PRESS A NUMBER (1-6)
":K%=INKEY$
6520 K%=INKEY$:CF=VAL(K%):IF CF<
1 OR CF>6 THEN 6520 ELSE SOUND 1
50,1:RETURN
7000 K%=INKEY$:PRINT" PRESS AN
Y KEY TO CONTINUE"
7010 IF INKEY%="" THEN 7010 ELSE
SOUND 150,1:RETURN
7020 PRINT" IS THIS CORRECT? (Y/
N)":K%=INKEY$
7030 K%=INKEY$:IF K%<>"Y" AND K%
<>"N" THEN 7030 ELSE SOUND 150,1
:RETURN
7050 FOR X=1 TO 2000:NEXT X:RETU
RN
7100 LSET N%=R$(1):LSET A%=R$(2)
:LSET C%=R$(3):LSET S%=R$(4):LSE
T Z%=R$(5):LSET P%=R$(6):RETURN
7200 R$(1)=N$:R$(2)=A$:R$(3)=C$:
R$(4)=S$:R$(5)=Z$:R$(6)=P%:RETU
RN
10000 CLS:UNLOAD:END
11000 PCLEAR1:GOTO 20

```

**DRIVE 0 or  
2 DRIVES  
\$284.  
WITH J DOS &  
35 TRACK DRIVES**

**ADD \$10. FOR  
RS DOS & MANUAL  
or \$12 FOR  
40 TRACK DRIVE**



## Complete disk drives from...

**\$159.** INCLUDING CASE & POWER SUPPLY  
35 Track \$159. 40 Track \$177.


PANASONIC 1/2 HEIGHTS 40 TRACK DRIVES 1 Drive \$244.-  
\$274 with Owl Doubler 2 DRIVE \$434.-\$454 with Owl Doubler

**NOW DOUBLE YOUR OWLS!!! \$39.95**

OWL DOUBLER is a device that allows use of both sides  
of double sided drive ! Software independent sits inside  
case and makes one disk drive 0&1 and the other 2&3!

All drives unused.

35 Track Drives  
are manu-  
facturers  
overstock.  
6 month  
warranty.



M.C. & VISA Accepted

**OWL-WARE**  
P.O. Box 116-C  
Mertztown, PA.  
19539

PA Res Include 6% Tax  
(215) 682-6855

*"For every action there is an equal and opposite reaction" — a statement of Newton's Third Law of Motion*

# Opposing Views On Computers In Education

By Michael Plog, Ph.D.  
Rainbow Contributing Editor

---

**R**emember the old physics class, where they explained action and reaction? Well, reaction applies to social situations also. For those of us old enough to remember the 1960s, we lived through the reaction to the Vietnam War. Most politicians are elected as a result of a reaction against some policy or image of policy. There are reactions against computers also.

I should make the standard editorial disclaimer right now. THE RAINBOW allows me to write what I want. My comments are my own, and do not necessarily reflect the views of the magazine. On a more personal note, let me emphasize that no one on THE RAINBOW staff has ever tried to control what I write, or even make changes in my copy beyond normal proofing and editing. So, as you read the rest of this article, remember that the thoughts are mine; not necessarily THE RAINBOW's.

A particular reaction against computers in education has come to my attention lately. There is an organization

---

*(Michael Plog received his Ph.D. degree from the University of Illinois. He has taught social studies in high school, worked in a central office of a school district, and currently is employed at the Illinois State Board of Education.)*

---

called the "National Anti-Drug Coalition." This group says computers are turning students into "zombies." They also claim computerization in schools will result in teacher layoffs, depersonalization of schools, and a teaching style of "drill and grill."

---

***"It is true that the role of the teacher may change in the future. That should not be surprising."***

---

A few years ago, this group reportedly tried to stop the Baltimore city schools from instituting a computer plan in the city's 140 elementary schools, 27 junior high schools, and 20 high schools. The Anti-Drug Coalition said computers would dehumanize teaching and turn the children of Baltimore into robots. The thwarting efforts were unsuccessful; Baltimore now has 400 microcomputers for its 120,000 students.

There may be other cities and school districts where the Anti-Drug Coalition is working. If so, I can only sympathize with the school officials. It is not easy to

put up with people who use emotion instead of reason; prefer witch hunts to quests for enlightenment.

Now just who is this coalition? The organization was founded in 1976 by Lyndon LaRouche. I have had the opportunity to see Mr. LaRouche on television. Late one night, a strange advertisement came on. This was LaRouche, running for president. In the past, he has run for president on the U.S. Labor Party ticket, and this year is running as a Democrat. At the time I first saw the advertisement, I considered his view of the Soviet Union to be childish and his interpretation of factual material to be distorted. Thus, even before I ever heard of this coalition, I knew I had a philosophical difference with the coalition founder.

I am sure Mr. LaRouche feels himself to be sincere. He probably is a kind husband and parent, and maybe owns a loyal pet. But his perception of reality differs greatly from mine. And even though he may be extreme in his views, and just wild enough to get into controversy with his lack of information, there are other people who also question the use of computers in schools. Well, let's consider some of the arguments *against* the use of computers in education.

The concept of turning students into zombies and robots is difficult to argue against. The statement has metaphysical tones, not factual. The concept of turning students into mindless actors in a play, written by evil scientists, is like telling a Christian that Judas was the only good disciple. Some statements are simply outside the mental framework we use to filter information about the world. There may be more here than meets the eye, however.

I have heard of (but not examined) some research that shows a drop in creativity when students are working on computers. Assume for a moment that a competent research study actually determined that. There are a host of questions, such as how creativity was measured, etc. Even beyond that, let's accept the finding as legitimate. Given the state of the art of educational software, I can easily accept that drill and practice programs lessen creativity. Drill and practice in any form will not inspire students. Such activities are necessary in schooling, but are not sufficient as the total outcome of education.

If, instead of drill and practice, students are assigned a problem to solve, and given a computer as one of the tools available to them, I would be surprised if a measure of creativity did not increase. For example, students can learn how to use a spreadsheet package, and then be given a problem to solve. Part of the solution will involve calculations on the spreadsheet. This is a type of activity that can stimulate creativity on the part of the student. (And possibly on the part of the teacher as well.)

Next, consider that computerization will eliminate the need for teachers. Past articles have mentioned this position, so there will not be much time spent on it here. Education (of anyone, not just children) requires judgments by someone. A computer cannot make judgments. The act of forming a judgment involves a value position. Computers are logical, they are not reasonable. Training for a specific skill, such as typing, disk repair, or using a band saw, can be accomplished with a computer. Education is more than training. The lower level thought processes are necessary to education, but are not sufficient. Higher level mental activities, such as analysis, synthesis, and evaluation, are also necessary for education.

It is true that the role of the teacher may change in the future. That should not be surprising; the role of the teacher

has changed significantly in the past 50 years. The next 50 years will see even greater changes. The technology of microcomputers will see even greater changes. The technology of microcomputers will contribute only a small amount of that change.

What about depersonalization of schools? There are many people — including educators — that claim schools are already depersonalized. Arguments are made every day that schools do not meet the needs of students or society. The computer is an easy scapegoat for this argument. Frankly, I find it hard to believe that a student working on a microcomputer will be less involved with humans. First, students have to

---

***"The crux of the whole matter is that computers should be used as one tool available to teachers."***

---

share time on computers. Beyond that, computer use in schools causes questions for students. The first question is naturally, "How do I turn on this thing?" The questions get more complicated. By peer interaction, as well as teacher interaction, students will be dealing with humans to solve problems. (That sounds like education to me.)

The term "drill and grill" is cute. Stupid, but cute. It is true that much of educational software is drill and practice. It is unfortunate, but some people believe that such software is the maximum capability of computers. Such a view is extremely shortsighted. Everything evolves, including curriculum and skills of programs. During the early phases of educational computing, it is expected that software be crude and elementary. With the growth of the field, the sophistication of programs will increase. This sophistication means more than flashy software. Other skills (such as explanation) can be taught with the help of a computer. We have already seen a tremendous growth in educational software; future growth is almost certain.

The crux of the whole matter is that computers should be used as one tool available to teachers. The microcomputer cannot become the only tool; indeed

it is not the most important tool. The computer is only one of many tools teachers should use to educate children.

Let us back up for a moment, and consider why we should even talk about the arguments of Mr. LaRouche. After all, it is easy to shoot holes in positions of people who have failed to consider all the important elements of a position. Is it not a cheap shot and waste of time to deal with the coalition? Not entirely. If we are capable of responding to the extreme fringe, we will be capable of responding to intelligent, real arguments. These concerns are shared by well-meaning, reasonable people, who can express their views in more realistic terms. It is understood that anyone reading this magazine is already "sold" on computers. Other people, however, do not share our enthusiasm. They are not all vicious or stupid; they simply have not experienced the benefits of computers in the educational process. Their questions are legitimate and deserve responses.

There is not time to go into all the arguments against computers and questions about their use, but one position deserves mention. There is a concept of "readiness" in education. In essence, this means that children will learn more efficiently if they are ready for the material. This involves two components. The first is enough background knowledge. (We should not expect children to read, for example, until they know the letters of the alphabet.) The second component is a state of mind. Learning will be more efficient once the need for knowledge is experienced. The concept of readiness can also apply to institutions and societies. Schools and school people may lack some of the background knowledge and mental attitudes to efficiently use computers in education. Allow me to give you a personal example of readiness. I came home from work recently, and my wife jokingly informed me she was mad at me. She wanted to know why I had not taught her to use the word processor on our Color Computer. She has achieved readiness! Well, school people will need to achieve readiness about computers also. By having the machines available, readiness will not have to wait on purchase orders and delays of bureaucratic decisions.

That is all for this month. I welcome any comments you may have. My address is 829 Evergreen, Chatham, IL 62629.



*First, eat all your binary peas, then you'll get a 'most significant byte' of assembly language meat.*

# School Days, School Days

By R. Bartly Betts  
Rainbow Contributing Editor  
with Programs by Chris Bone

I'll bet you thought that writing in assembly was going to be fun. Instead you have been doing so many base conversions that you now eat your peas in binary and use 16 dollar bills to buy computer parts.

Well, take heart. Your perseverance is going to be rewarded. You'll get your teeth into some assembly language meat today. You'll be taking a "most significant byte," you might say. Before this column is over, you will be writing your first assembly language program, if you haven't already tried. I hope that you have your editor/assembler and are all ready to go.

*(Bartly Betts is a former reporter and magazine editor now operating a retail store and custom leather shop in Brooks, Alberta, Canada. He has owned and operated a Color Computer for over three years and is presently taking an electronics and computer course by correspondence. Chris Bone is a college computer science major and has been programming for more than three years. He averages between six and nine hours a day on the CoCo.)*

## Reading And 'Riting And . . .

The first thing to learn is how to read assembly language source listings. Although you will soon be learning to write your own, it is extremely helpful to be able to study the work of others. I remember when I first became interested and searched long and hard just to find out what to do with the source listings. I didn't have an editor/assembler program and didn't know I needed one.

A source listing in assembly language is much the same as a BASIC program listing. It is simply the step-by-step procedure for accomplishing a task on your computer. In itself, it would mean nothing to your computer's central processing unit (CPU). The source code must be assembled and turned into machine language instructions. That machine language, to a CPU, is like honey to the black bear's nose. (It gets the beast running.)

Although the purpose of a source listing is similar to a BASIC listing, there are also several differences. For one thing, a source listing may or may not have line numbers. They will be used on EDTASM+ for your convenience but line numbers have no bearing on the actual program.

A source listing will include only one instruction per line. In BASIC you may

---

*"Before this column is over, you will be writing your first assembly language program, if you haven't already tried."*

---

enter PRINT "HELLO", but in assembly language you may have to clear a register, load a series of memory locations with the numeric codes for H,E,L,L, and O. Then you will load the register one letter code at a time and store the code in the text screen memory. As you can see, when I say one step at a time, I mean one step at a time. The reason for this is that the machine language code for printing to the screen is already built into your BASIC ROM. In assembly language you have to build each routine to suit your specific purpose. (In some cases, you can use ROM

routines, but we will deal with that in another column.) Assembly language listings are also set up in columns. The number of columns can differ however, as some are essential to the assembler and others are not. The possible columns are: Memory Location, Object Code, Line Numbers, Label Field, Operation Code, Operand or Address Field, and the Comment Field. Although the listings do not have to be organized this way, it is the standard. The listing below is organized under all the possible columns. It is a short program that will quickly reverse all the characters on the text screen.

left of the screen, followed by a blinking cursor. Column positioning is critical in assembly language programs, but *EDTASM+* will automatically handle that problem. As there is no label entry in the first line, simply press the right arrow key. The cursor will jump to the next column. There type in *ORG*. Press the right arrow again. Now type in *\$3FF0*. You do not need to type in the comment field but let's do it for experience. Press the right arrow again and type in the comment *BEGIN LOC OF PROG*. Now just press ENTER. Your line number is automatically incremented and you are ready to start on the

Press ENTER when finished and use the down arrow to continue your check. If you are having any trouble, refer to your editor/assembler manual.

The first thing to do when your program is completed is to save it on disk or tape. This is a precaution in case something should go dreadfully wrong in future stages. In the command mode press 'W' and ENTER. You will be asked for a filename. Type *REVERSE/SOR* for disk *EDTASM+* or *REVERSE* for the cartridge version and press ENTER.

Until now you have been doing most of the work. It is time for the computer to do its share. To assemble the program in memory, type *A/IM/WE/AO* and press ENTER. The listing will slide by on the screen. If there are any errors that the computer can catch, however, it will stop at the line which contains the error. Make a note of the line number and press ENTER. When the assembly is completed, you can go back and edit the line. Then repeat the assembly procedure. If you make changes, be sure to save the source code again.

When there are no errors, save the machine language program to tape or disk. To do this you will actually assemble it a second time to tape or disk storage. Type *A/AO* and press ENTER. You will be asked for a filename. Type *REVERSE/BIN* or *REVERSE* and press ENTER. When the new assembly is complete, type 'Q' and ENTER to exit the editor/assembler.

### Better Than A Kiss

Listing 1 is a simple BASIC program that will demonstrate your new machine language program. Type in the BASIC program, then *LOADM"REVERSE"*. Type *RUN* and press ENTER. Use the clear key to toggle your reverse program. That's better than your first kiss, right? Perhaps, you would like to compare the result with a BASIC program, just to see if you have accomplished anything. Type in Listing 2 and *RUN* it. It does the same job, only in BASIC. If you don't see the difference, then try and forget about that first kiss and look again.

### Homework

Your assignment for next month. In order to move along, you are going to have to do some homework. Hopefully you are enthused enough that you want to do homework. Listing 3 is a neat routine that hooks into your computer's BASIC ROM and adds three slick features. Enter and assemble Listing 3 as

MEMORY LOC. (XX)	OBJECT CODE (XX)	LINE #S (XX)	LABEL FIELD	OP CODE OR MNEMONIC FIELD	OPERAND OR ADDRESS FIELD	COMMENT FIELD (XX)
3FF0		00100		ORG	\$3FF0	BEGIN LOC OF PROG
3FF0	8E 0400	00110	START	LDX	\$400	FIRST TEXT SCR N LOC
3FF3	A6 84	00120	LOOP	LDA	,X	LOAD FIRST BYTE
3FF5	88 40	00130		EDXA	\$40	REVERSE BYTE
3FF7	A7 80	00140		STA	,X+	RETURN BYTE TO SCR N
3FF9	8C 0600	00150		CM PX	\$600	IS IT END OF SCR N?
3FFC	26 F5	00160		BNE	LOOP	NO? GET NEXT BYTE
3FFE	39	00170		RTS		RETURN TO CALL PROG
	000			END		THAT'S ALL

You will note that I have put (XX), for optional, under those columns that need not be included in a source listing. They are the columns that are for your reference and are not needed by the assembler. When you see listings in books and magazines, you may see any or all of these (XX) columns left out. Also, a listing seldom includes column headings, but you will soon learn to recognize which column is which.

### Dig Right In

Now for some practical experience. As the honey bee said to the black bear, "you'll get the point quicker if you dig right in." First, plug in your *EDTASM+* cartridge or load the program from disk. If you're using a different editor/assembler, I'm afraid you'll have to study the manual and adapt your procedure accordingly.

When the program is up and running you will see a "\*" on the screen. Press I and ENTER. The I is for input and tells *EDTASM+* that you are ready to type in a listing. The program provides auto line numbering for reference and editing convenience. You will see 00100 on the

second line. You will note that we have done nothing with the first two columns of the sample listing. The first column, the memory addresses, will relate to the value given to *ORG* in Line 00100. In the case above, the program will begin loading at Hex 3FF0 and will increment from there. The object code is the actual machine language that will be produced when the program is assembled. It can't become a part of the listing until assembly takes place.

Now, type in the remaining lines as per the above procedure. If you want to skip the comment field, press ENTER instead of the right arrow when finished in the Operand or Address Field.

### Will The Assembly Come To Order

When you have finished the last line, press the BREAK key to return to the command mode. Again you will be presented with "\*". Type in *P#* and press ENTER. This will take you back to the top of the listing. Now press the down arrow to see each line in order. Check it carefully. If there is any error, type in 'E' followed by the line number. This will put you into the Edit mode and you can make changes the same as in BASIC.

# DSL UTILITY BELT ALL THREE ONLY \$49.95

## SUPER DISK ZAP


by G. EGGART  
 FORMAT ANY TRACK  
 COMPLETE MASTER DIRECTORY  
 MODIFY ANY TRACK/SECTOR  
 MULTI DRIVE COMPATABLE  
 COPY BY FILE OR TRACK/SECTOR  
 ....AND MORE.  
**NEW LOW PRICE \$19.95**

## COCO SCREEN EDITOR

by J. PORKKA  
 FULL SCREEN EDITOR FOR  
 THE COCO, GLOBAL EDITOR  
 OF BASIC PROGRAMS.  
 AUTOMATIC LINE NUMBERING  
 WITH UP TO 30 CHARACTER  
 KEYWORD INPUT. FORWARD AND  
 REVERSE LISTING ABILITY. 16-64K  
 ....AND MORE. **\$19.95**

## SUPER TAPE/DISK UTILITY

by A. HUBBELL  
 AUTOMATICALLY MOVES TAPE  
 PROGRAMS TO DISK, APPENDS  
 RELOCATION ROUTINE IF NEEDED  
 DISK TO BUFFER/TAPE OPTION  
 SAVE BUFFER TO DISK  
**\$19.95**



**JOYSTICKS  
 WITH FOOT SWITCH  
 ONLY \$14.95**

## TAPE OR DISK DATABASE WRITTEN IN BASIC

HOLDS UP TO 10 FIELDS WITH  
 255 CHARACTERS PER FIELD.  
 EASILY USER MODIFIED  
 WITH 2 SIMPLE  
 APPLICATIONS  
**ONLY \$9.95**

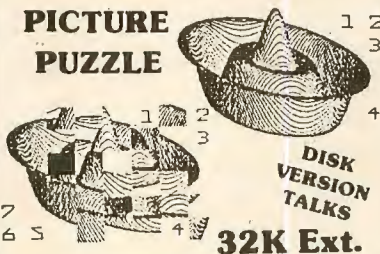
## COCO COLLECTION '84 ALL 31 PROGRAMS ONLY \$ 5.00

SPECIFY  
**TAPE OR DISK**  
 EVADER - Dodge & Blast Asteroids  
 STATECAP - Test your knowledge  
 GOLDMINE - Search for gold  
 Nukeattk - Defend your cities  
 BIORYTHM - Plot your waves  
 CHECKREG - Balance the book  
 DISKLIST - Make DIR list  
 SECTDUMP - Sectors to printer  
 PRINTUTIL - Format the printer  
 HEXTODEC - Convert Hexidecimal  
 DECTOHEX - Go the other way  
 CHECKERS - Play against the COCO  
 TANKS - Two players duke it out  
 DOORS - Money or the monster?  
 FUELCOST - Track car costs  
 OHMSLAW - P-I\*E or ?  
 BOMBER - Destroy the enemy fleet  
 FREEWAY - Dodge oncoming cars  
 DOCTOR - Funny man attacks anxiety  
 REFLEX - Test your reflexs  
 DISKMAP - Find free GRANS  
 PRINTEST - Test the printer  
 CHESS - Capture the COCO's King  
 NOBUG - Wordprocessor w/ no bugs  
 SILLY - Alternate to BASIC  
 DSKCLEAN - Clean up dirty drives  
 R2D2 - Graphic of squat droid  
 GERMS - Kill bacteria, save man  
 DSKMAIL - Disk ver. of MAILLIST  
 MAILLIST - Keep address list  
 SUB - Sink the enemy subs

## COCO CUPS

SIX CUPS WITH CLEVER IMPRINTS  
 1 I LOVE MY COCO  
 2 I DO IT IN 64K  
 3 PROGRAMMERS DON'T FORGET  
 THEY OVERWRITE OLD DATA  
 4 PROGRAMMERS DON'T MAKE  
 MISTAKES THEY JUST EDIT  
 5 I DO IT WITH COLOR,  
 SOUND & GRAPHICS  
 6 I DO IT IN ASSEMBLY LANGUAGE  
**ONLY 70¢ EACH  
 ALL SIX FOR \$3.50**

## HIGH RESOLUTION PICTURE PUZZLE



**\$9.95 TAPE  
 \$12.95 DISK**

COLORED NYLON RIBBONS  
 FOR THE GEMINI OR OKIDATA  
 RED, BLUE, GREEN, PURPLE BROWN

**\$4.95 EACH**  
 OR ONE OF  
 EACH COLOR **\$19.95**  
 BLACK RIBBONS FOR GEMINI  
 STILL ONLY **\$2.95**

## ELECTRONIC CALLIGRAPHER PROWRITER VERSION

Also available for R/S, Epson,  
 Gemini Printers. Specify Printer.  
**\$18.95**

**PRINTER SPOOLER  
 FOR 64K ONLY 32K BUFFER  
 USING BASIC OR DISK  
 ONLY \$9.95**

# DSL COMPUTER PRODUCTS INC.

313-582-8930

P.O. BOX 1176 DEARBORN, MI 48121

Michigan Residents Add 4% Sales Tax to Order. Please include \$2.00 for S. & H.



we have already discussed. When you have the machine language code saved to tape or disk, load it into the computer memory and type *EXEC &HE00* and press ENTER. You will see no change on the screen but the "OK" prompt should reappear along with the blinking cursor. Do not *EXEC* more than once. The features you have added to your ROM are a "clear to end of line," "clear to end of screen," and "clear screen." Here is what they do:

1) Clear to end of line: Often in a BASIC program I want to have several inputs take place in the same video line. I do this with a *PRINT@* command, followed by a semicolon and then the input command. Sometimes old text is left as garbage on the screen. With this new feature you could program a line like *100 PRINT@65,CHR\$(31);:INPUT A\$.CHR\$(31)@* will clear the video line from location 65 to the right edge of the screen, location 96, but will leave the rest of the screen alone.

2) Clear to end of screen: This function works the same as the one above except that the screen would be cleared from the *PRINT@* location to the bottom of the video screen.

3) Clear entire screen: This function works the same as the *CLS* command except it allows you to add the command to a string. An example would be *100 A\$=CHR\$(29)+"HELLO":PRINT A\$*. In this example, *CHR\$(29)* would be tacked onto the front of *A\$*. Everytime you *PRINT A\$*, the screen will be totally cleared and "HELLO" will be printed at the top, left hand corner. You could also use the *PRINT@* command to position the text.

Your second assignment is to study your editor/assembler manual. Although we went through the entering of an assembly language program step by step, in the future I will assume that you know how to make it work so we can spend our time learning assembly language programming.

Thus far I have told you little about how assembly language programs work. That will start next month. You now know what an assembly language listing looks like, what it is for and what you can do with it. You have had practice writing them and assembling them. Now you will be ready to begin understanding them. Listing 3 is provided to give you a taste of some of the features that will be built into the program I promised in the first column . . . a program that will give you a 51-character by 24-line screen. It will also include the functions provided in Listing 3. In a few months, you will not only have a super machine language program to give you more BASIC functions and a reasonably formatted video screen, but you will understand how it works.

Chris Bone can be reached by writing to: Chris Bone, 11 Blazier Park Street, Brooks, Alberta, Canada T0J 0J0, phone (403) 362-5650. (No collect calls please.)

#### Listing 1:

Use with sample program to reverse screen by pressing the CLEAR key.

```
10 DEFUSR0=&H3FF0
20 IFINKEY<>CHR$(12)THEN20
30 A=USR0(0)
40 GOTO20
```

#### Listing 2:

BASIC version of screen reverse program. Use CLEAR key to reverse screen.


```
10 FORX=&H400 TO&H5FF
20 A=PEEK(X)
30 IFA>63THENA=A-64ELSEA=A+64
40 POKE X,A: NEXT
```

#### Listing 3:

Add three *CHR\$* controls for video screen handling.

*CHR\$(29)* clears screen, *CHR\$(30)* clears from cursor to end of screen, *CHR\$(31)* clears from cursor to end of video

00010	ORG	\$6000		00200	PSHS	X,B	*SAVE X AND B		
00020	START	LDX	\$168	*GET RAM PRINT HOOK	00210	LDX	\$88	*\$88=CURRENT CURSOR LOC	
00030	LDD	\$60	*GET OUR NEW ROUTINE ADDRESS	00220	LDB	\$60	*CODE FOR SPACE		
00040	STD	\$168	*LINK IT TO THE PRINT HOOK	00230	JSR	\$A92F	*PORTION OF CLS IN ROM		
00050	STX	RETURN+1	*PUT OLD HOOK AT END OF OUR NEW ROUTINE	00240	PULS	B,X	*GET SAVED X AND B		
00060	RTS		*GO BACK TO BASIC	00250	BRA	RETURN	*JUMP TO OLD HOOK		
00070	GO	PSHS	X	*SAVE X	00260	NOCLSE	CMPA	#\$1F	*CHR\$(31)?
00080	LDX	\$68	*GET CURRENT LINE #	00270	BNE	RETURN	*IF NOT WE ARE DONE		
00090	CMPX	#\$FFFF	*IF LINE=FFFF WE ARE IN IMMEDIATE MODE	00280	PSHS	X,B,A	*SAVE X,B AND A		
00100	PULS	X	*GET OLD X (CC PRESERVED)	00290	LDD	\$88	*GET CURRENT CURSOR LOC		
00110	BEQ	RETURN	*IF IT WAS IMMEDIATE GOTO OLD HOOK	00300	ORB	#\$1F	*CALCULATE END OF LINE		
00120	CMPA	#\$1D	*CHR\$(29)?	00310	TFR	D,X	*PUT END OF LINE==>X		
00130	BNE	NOTCLS	*IF NOT GOTO NEXT TEST	00320	LEAX	1,X	*POINT TO START OF NEXT LINE		
00140	PSHS	X,B	*SAVE X AND B	00330	LDB	\$60	*CODE FOR SPACE		
00150	JSR	\$A928	*GOTO ROM CLS	00340	LOOP	STR	,-X	*X=X-1 THEN POKE X,B	
00160	PULS	X,B	*GET SAVED X AND B	00350	CMPX	\$88	*ARE WE @ THE CURSOR		
00170	BRA	RETURN	*JUMP TO OLD HOOK	00360	BNE	LOOP	*IF NOT POKE AGAIN		
00180	NOTCLS	CMPA	#\$1E	*CHR\$(30)?	00370	PULS	A,B,X	*GET OLD X,B, AND A	
00190	BNE	NOCLSE	*IF NOT GOTO NEXT TEST	00380	RETURN	JMP	\$1000	*RETURN TO NORMAL PRINT ROUTINE	
				00390		END			



# PRICKLY-PEAR SOFTWARE

## QUALITY PROGRAMS FOR YOUR COCO & TDP-100

PROGRAMS REQUIRE 16K EXTENDED BASIC FOR TAPE, AND 32K DISK UNLESS OTHERWISE NOTED.

## # 1 WITH UTILITIES!!!

**PRICKLY-PEAR DISK ZAPPER:** The best. Edit and examine disks directly, use up to 40 tracks, full copy utility allows easy transfer of files from disk to disk, format any number of tracks, and lots more. 64K Disk Systems. **\$34.95**

**COLORKIT:** No other programmer's utility is even close. Adds 35 commands to BASIC, keyclick, programmable keys, full screen editor, disable the break, merge BASIC & ML, single step thru programs, and more. Don't be fooled by imitations. Fully relocatable ML. 16K, 32K, or 64K tape or disk, **Tape — \$34.95; Disk — \$39.95**

**TAPE OMNI-CLONE:** Backs up protected or unprotected tapes (BASIC or ML) automatically on any size Coco. Works with most protection methods. Does not need Extended BASIC. 16K or bigger. **\$29.95**

**DISK MANAGER:** Rebuilds crashed disks, prints a super directory with start, end, and exec addresses and granule table, stores a spare directory, codes disks by name and number, codes files by date, maintains a directory of up to 300 disks, and sorts it in any way you choose, and more. You will wonder how you managed without it. 16K or larger disk systems. **\$29.95**

**ROM FREE:** Moves ROM packs to tape or disk easily, and fixes them so you just load and EXEC. The best of the PACK movers. Needs 64K tape or disk. **\$24.95**

**CLONE-MASTER:** A legend — often copied, but never duplicated. Backs up most protected disks easily, and even backs up a regular disk on a single disk system using only 4 swaps on a 64K Coco. Accept no imitations. Automatically adjusts to any size disk system — 16K to 64K. **\$39.95**

**SUPER-SCROLL:** Saves everything that scrolls off the top of the screen. Use your joystick to move up and down thru a long listing. Full screen editor, global search, a definable key, and more. Will save hours of programming time. 64K tape or disk. **\$24.95**

**VARALYZER:** Sets up the variable table in a BASIC program to maximize speed. You will see a speed increase of 5% to 75%. Needs 64K. **\$24.95**

**PRICKLY-PEAR TAPE TO DISK:** Moves BASIC, Machine language, and DATA files from tape to disk automatically — one program or an entire tape. This program even fixes those programs that load in at hex 600 (1536 decimal) so they work on a disk system — all automatically. You won't believe how easy it is. 16K or bigger disk systems. **\$24.95**

**ORACLE II:** We are proud to announce that we are now the exclusive distributors for this ultimate of monitors. This program reflects our commitment to bring you the best in utilities. For standard tape or disk systems, Flex, or OS-9. **\$34.95**

**\*\*ANNOUNCING\*\*** Prickly-Pear software is now publishing the best statistics package available for ANY micro computer. LIZPAK consists of 850,000 Bytes of programming on 7 diskettes, and comes with a 185 page manual. The only statistics package even comparable needs an IBM PC and costs \$1995.00!! If you have a need to work with statistics, it's all here in one package. Call for more information. **\$195.00**

### POLICY ON PROTECTION

We believe our customers are honest — all of our software can be backed up using standard backup procedures.


Dealer and author inquiries are always welcome. Canadian dealers should contact Kelly Software Distributors, Ltd., P.O. Box 11932, Edmonton, Alberta T5J-3L1 (403) 421-8003

Send for our free catalog — 50 great programs for your Coco.

Your Personal check is welcome - no delay. Include \$1.50 shipping for each program ordered. (Shipping free on \$50.00 or larger orders). AZ residents add 7% sales tax. Orders shipped within two days.

Stocked by Quality Dealers, or

Send Order To: **PRICKLY-PEAR SOFTWARE**  
8532 E. 24th Street  
Tucson, Arizona 85710  
(602) 886-1505



# Creating the Rainbow Checkbook

*Here's both the beginning of a checkbook balancer and a glimpse into how program logic evolves into working software*

**By Richard White**  
Rainbow Contributing Editor

**M**y left ear itched the other day. That means someone else had started to write the world's most prolific program, one to balance a checkbook. Now my left ear hasn't itched for three days. Does this mean we have enough programs to balance a checkbook? No way! The world's greatest checkbook program has not yet been written. Even the one I use does not come close. I can see a stack of five bank statements on the table that have not been reconciled to my checkbook balance. But I did not write my program to do that. Perhaps a little rewriting is in order.

The first thing was to get a listing and refresh my memory on how the program was written. The program was written three years ago when I was still struggling to learn BASIC without a printer. This was the program that was to be well organized. It was — sort of. At least it was mostly top-down. But, I started the file routines at Line 850 and once they were written, I started the edit routine at 700. The edit routine turned into a monster and I reached Line 800 only about half done. The only choice was to come to a somewhat logical break in the code and *GOTO 1020* to finish it.

The program did the job I wanted in spite of a few annoyances which I learned to live with. When the disk drive arrived, I changed the file statements to put the files to disk rather than tape and continued. It's a little quicker to *LOAD* and *RUN*, but it never was a serious pain on tape.

So, now in mid-1984 what should I do? Start over? I probably won't salvage much code from the old program, but it will influence the new program. Those features I like

will be kept and maybe improved. The things I miss will be added. The things that are awkward will be redone. I will write a blow-by-blow account for you to outline the steps one poor soul goes through to write a finished BASIC program. Of course, you will get some explained examples of BASIC code. But more important should be a glimpse or more into how program logic is evolved and converted into a running program.

It all starts with some thinking and some pencil work. Those who have followed me for a while know I put great value in dividing a program into functional modules and assigning each module a block of line numbers starting at an even hundred preferably. Subroutines that are frequently used go at the front of the program, while others go at the end of their functional number block or at the very end of the program. The main menu goes at Line 100 or 1000 so we can easily remember which line to *GOTO* to resume in event of a *BREAK* or *ERROR*. This is valuable while writing a program particularly during testing and trouble shooting.

The important thing in starting a program is to plan it well enough so you can define modules and assign space. If the subroutines are placed in the front of the program using line spacing of two or even one after revisions, you can count on keeping your modules to 100 line blocks. Line spacing of 10 goes out with the dishwasher in some cases.

The first thing to do is to put some ideas down on paper or into your word processor where you can easily change things. At this point we are trying to build concepts that can trigger other ideas. Try designing some menus. This makes you think about what needs to be on a menu. It helps organize thoughts. One thought that occurred to me was, why have a main menu for this program? Menus are but one way to make a program go. If needed prompts can be

---

*(Richard White has a long background with micro-computers and specializes in BASIC programming. With Don Dollberg, he is the author of the TIMS data base management program.)*

included on the work screen, so much the better. But, if there is no main menu, where does one *GOTO* to resume the program without data loss if the program is broken. It is particularly handy to be able to do this during debugging or if the *BREAK* or *CLEAR* key is hit in error. If there is no main menu, then there needs to be a main work screen that will serve the same purpose, a design detail to keep in mind for later.

After a week or two of cogitating and penciling around, there comes the time when the first cut program objectives or functional specification can be written. These will provide some clear direction even if it is back to the drawing boards. Below is the second cut at functional specifications for *Rainbow Checkbook*. There may be a third, but I feel pretty good about these now. Partly, this is because I have written part of the program and see more clearly how these specs will be satisfied.

### **Rainbow Checkbook**

#### Functional Specifications

- 1) Be able to enter, edit and save checkbook entries.
- 2) Be able to scroll up or down through the file using the arrow keys.
- 3) Make needed functions available from the appropriate work screen without exiting to a menu.
- 4) Be able to edit a record, delete it or insert a new record.
- 5) Have a routine to start a new file from scratch.
- 6) Be able to strip cleared items from the current file to an archive file after reconciliation with the bank statement.
- 7) Calculate a bank balance based on cleared items only for comparison with the balance on the bank statement. Corrections to cleared items must update the calculated bank balance. The calculated balance should duplicate that on the bank statement when all items are correctly entered and cleared.
- 8) Print a hardcopy report showing all cleared transactions and a bank balance reconciliation. This will include summations of deposits, adjustments and checks. Adjustments will include all non-deposit and non-check transactions, including account charges, interest earned and check charges.
- 9) Support cassette and disk files.
- 10) Operate in a 16K Extended or Disk BASIC machine.

A few refinements of your functional specification and you will be ready to outline the basic structure of the program. Generally you will be able to fit the code you need within blocks of 100 lines, but perhaps not with line spacing of 10. You won't need to if you use a full-screen editing program like *Colorkit* from Prickly Pear Software that lets you copy a line to another place in the program and then either keep or delete the original. I use it more for copying and editing a line that is to be used again elsewhere with only minor changes. I could use it for reorganizing lines in a module if space got tight. Another use is to work-up and debug lines in the module being developed and then move these lines intact into the subroutine area for use by other modules. Sure you could leave such lines in one module and call them from another. But, it is much easier to remember where they are or where to start looking if all subroutines used by more than one module are together.

Lines	Function
1-9	Most frequently used subroutines

10-99	Other subroutines
100-199	Enter items
200-299	Edit records and update balances
400-499	Strip cleared items to make updated current file
600-699	Print report
900-999	Tape and disk I/O
2000-2099	Initialization
2100-2199	Make new file
10000	Save program routine
10100	<i>PCLEAR I</i> routine

When you start a program, you don't really know what the finished product will be. A case in point is the new file routine starting at 2100. Will this be substantially different than the code to enter new items in an existing file starting at 100? On the basis that each file had to have started from scratch at some time, I wrote this section and its subroutines first. I expected that the subroutines would be used for the 100 block code as well. The real question is, will the 2100 block code end up as only a limited version of the 100 block code? If so then it will go and not be missed. Since it served as a test bed for developing all the subroutines developed to date, effort spent on it has not been wasted.

First we must get the program initialized before we can think about generating a file.

```
0 GOTO10100
10100 PCLEAR1:GOTO2000
2000 CLEAR3763:DIMAS(142),A(142,1)
2050 RCS="RAINBOW CHECKBOOK":SS$="###,###
.##":
SNS=% % NOTE:".CR=1:LR=1:
ISS="DAVCESLNB+CHR$(10):S4$="% %":
CSS="OUTSTD":AS(0)=" $ $ $FIRST ENTRY
BELOW"
```

Above we see the lines of the program in the order they execute when the program is *RUN*, thanks to the *Telewriter*. Line 10100 is the last line of the program and contains the *PCLEAR I* beating a bug in the Extended BASIC 1.0 ROM. In Line 2000, we clear 3763 bytes for string space and dimension a string array, *AS(142)*, and a two dimension numeric array, *A(142,1)* to hold data for 142 entries. And how did I arrive at those numbers? Magic, maybe? Perhaps they were in the second sealed envelope in the bird house behind the post office in Prospect, Ky. Fortunately, there is a bit of logic involved.

The program is to run in a worst case machine, a 16K model with a disk drive. The end of the lower RAM used by the disk is 3584. There are 1536 bytes used by one page of graphics memory, so the first 5120 bytes are allocated. Since we only have 16383 bytes of RAM, this leaves 11263 bytes free. I assumed the program would run 5000 bytes and allowed 363 bytes for the stack and general variable tables to leave 5900 bytes for string memory and the array variable tables. The question is how best to allocate this.

The next assumption is that each record will average 25 bytes in the string array member, use 10 bytes in the numeric array and have a five-byte entry in the string variable table for a total of 40 bytes per item. Now I want to leave 200 bytes in string space for general program operation, which leaves 5700 bytes to allocate. The amount in string space must be 5700\*(25/40) which equals 3563. Add the 200 to this and we

need to CLEAR 3763. The number, 3563/25 gives the amount of records this will support, 142. That would cover four months of check writing for me. If you have a 32K or 64K machine, recalculate assuming 32K total RAM space in BASIC. Even better would be to write a routine to automatically apportion memory based on available machine memory. Maybe later if I can keep the length of the program near the 5000-byte mark.

In Line 2050 we initialize various variables and define strings for *PRINT USING* and headings. This line will grow some as the rest of the program is written.

```
2100 CLS:PRINT@8,RC$:PRINT@42,"RICHARD
WHITE":PRINT@76,"(C) 1984":PRINT@200,"LOAD
FILE":PRINT@264,"NEW FILE":PRINT@328,"":GO
SUBI
2110 IFIS="L"THEN950ELSEIFIS<>"N"THEN2110
```

Line 2100 prints the entry menu with options to load a file or start a new file. I expect the computer to be in the uppercase mode, but use a reverse video or lowercase 'l' and 'n' to signal the keystroke to choose between options. The program accepts only an 'L' or 'N'. Otherwise, it returns to 2110 avoiding a possible error. An *INKEY\$* routine, *GOSUBI*, is used to get that keystroke.

```
1 PRINTCHR$(191);I$=INKEY$:IFIS=""THENFOR
X=0TO5:
NEXT:PRINTCHR$(8);GOTO1ELSEPRINTCHR$(8)
::RETURN
```

Normally, there is no cursor while *INKEY\$* is waiting for an input. This is no problem on a simple choice screen like *LOAD* or *NEW*. It did however give a problem on the work-screen and I did want to use *INKEY\$*. So, in Line 1, we print a red block, *CHR\$(191)* and then look for a keystroke. If there is none, the *FORX=0TO5:NEXT* gives a little delay before the backspace character, *CHR\$(8)*, is printed. The program loops back to one to print the red block again and look for a character. If a key is stroked, the backspace is printed and we return to the calling routine with the character in *I\$*.

This is a destructive cursor, so you need to see that it operates on a white space on the screen. The *PRINT@328,"":* in Line 2100 defines the cursor position on the screen and the location that any future printing will start.

The next step was to develop the new file module and its associated subroutines. Some fundamental decisions were needed. In my old checkbook program new entries were written towards the bottom of the screen and the previous entries were scrolled up the screen. A heading was rewritten each time at the top of the screen. To speed things up, I decided to keep only two entries on the screen at a time, the current one and the previous or last one. The screen heading and function prompts at the bottom will not be erased since information will be written to specific screen locations and the screen will not be scrolled. This does not say that the records themselves will not be scrolled since we can do this without scrolling the entire screen.

One primary printing tool will be *PRINT@XXX*, which allows us to specify at which of the 511 possible printing position we want printing to start. The other will be *PRINT USING X\$*; which formats the way data will be printed according to a specification string. For example, we want to

print money amounts in the form *##,###.##*. In the initialization section a string *"###,###.##"* is assigned to variable *SS\$*. The statement *PRINT USING SS\$,3456* causes the number to print in the format *3,456.00*. From the subroutine in Line 37 we have the code *PRINT@247,USINGSS\$,CB*: This causes the number *CB*, balance in the current record, to be printed in the nine-character space starting at location 247. The number will be formatted and justified on the decimal point. Since the last character is on the last position on the line, BASIC will always send a carriage return, so the semi-colon is added to suppress a second return and keep the print position at the beginning of the next line on the screen.

Before we can print anything, we need to decide whether that which is to be printed is in string or numeric form and how many characters will be involved. Anything can be put into characters in a string. In my old program, I put all data relative to each transaction into a single string. Now, being older and wiser, I decided to do things a little differently.

Let's start with the check number field. Most of the time it is a number, but sometimes it must hold *DEP* for deposit or *ADJ* for adjustment. A string is needed. The date in the form *7/3* needs a string variable. Since I do not expect to enter the year, five characters will suffice. For example, *12/20*. Now the amount of the transaction and the resulting balance might go either way. If these were put into strings, then they would need to be converted back to numeric variables for math operations. In a numeric array it takes five bytes to store a number. Storing a number like *12.42* takes five bytes in a string plus another byte for the field separator we will discuss in a bit. So suddenly the decision is simple, put the amount and the balance in a numeric variable.

The other two pieces of data go into string variables. They are an *O* or *C* for outstanding or cleared and the contents of the note field.

Earlier I dimensioned a string array and a two dimension numeric array for data storage. Now we can look at what goes into these arrays. Since we need to keep track of our position in the array, I set up the variable *CR* to keep the number of the current record being entered or showing in the lower position on the work screen during record reviews. Then, *A(CR,0)* keeps the amount of the transaction for *CR* and *A(CR,1)* holds the balance. All the other data is combined into one string and put into *A\$(CR)*.

Let's assume some data. The transaction is a deposit made on June 25 for \$250 causing a new balance of \$1034.27. Since we have not gotten our bank statement showing this as cleared, it is outstanding and the note says *HORSE RACES*. The data string will contain the characters in each field separated by '\$'. It will look like this — *A\$(CR)=\$6/25\$O\$HORSE RACES*". That's 22 characters and we estimate an average of 25 for each string when we dimensioned the arrays and *CLEAR*ed string space. Line 38 is the one that assembles the string from working variables and loads the numeric array.

```
38 A$(CR)=CC$+"$"+CDS$+"$"+LEFT$(CSS,1)+"$"+
CN$:
A(CR,0)=CA:A(CR,1)=CB:RETURN
```

There are two sets of working variables, those for the current record and those for the previous or last record.

Purpose	Current	Last
Check #	CC\$	LC\$



```

Date      CD$      LD$
Amount   CA       LA
Balance  CB       LB
Status   CSS      L$S Cleared or Outstanding

Note      CN$      LN$

Current Record Number CR
Last Record in File   LR
Last Bank Balance     BB

```

At this point I admit to confusion in how the term last is used. The working variables LC\$, LD\$, etc. refer to the record just before the current one. However, LR is the last record in the total file. I understand it so I won't change it now, but this points up how easy little things that may confuse others can slip through.

Design of the working screen was at least a five-sheet effort to finalize what would be on it and where. Even then I made some small changes after I had the first cut running.

```

2120 CLS:GOSUB50:PRINT:PRINT:
PRINT"ENTER LAST BANK STATEMENT
BALANCE ";:
LINEINPUT$:BB=VAL(I$):PRINT@128,STRING$
(64,32):
GOSUB52:GOSUB54:GOSUB58

```

Line 2120 clears the screen and then goes to subroutine 50 to print the heading. Next it asks for the last bank statement balance. Remember that we are starting a new file at this point. Here and later I use *LINEINPUT* to avoid the question mark that *INPUT* prints. However, *LINEINPUT* only accepts strings and we need to use *BB=VAL(I\$)* to convert to a numeric variable. Throughout the program, I use *I\$* as a temporary input variable whose value, if it is to be kept, will be permanently stored in some other variable. Once the balance is entered, *PRINT@128,STRING\$(64,32)* erases the question. Finally, the prompt texts at the bottom of the screen are printed using subroutines 52, 54 and 58.

```

50 PRINT@8,RC$,"ITEM DATE  AMOUNT
BALANCE":RETURN
52 PRINT@352,"LAST BANK BALANCE ";:
PRINTUSINGSS$:BB:RETURN
54 PRINT@384,"<ENTER>=NEXT CHECK #","1ST
DIGIT STARTS NEW # SERIES":RETURN
56 PRINT@448,"dDEPOSIT aDJUSTMENT vOID
cCLEARED eDIT  sAVE lOAD nEW MONTH "CHR$
(94)"S":RETURN
58 PRINT@448,"dDEPOSIT aDJUSTMENT
vOID","eDIT  sAVE "CHR$(94)"S":RETURN

```

The title *Rainbow Checkbook* was put into RC\$ in Line 2050. Now, in Line 50, it is printed centered on the top line. The comma causes the cursor position to advance to the beginning of the second line where the column headings are printed. The last bank balance, formatted using ##,###.##, is printed on Line 12 of the screen by subroutine 52. The text printed by Line 54 prompts the two ways to enter a check number. If only an ENTER is keyed the last check number is incremented by one to be the new check number. Otherwise, if any numeric digit is keyed, it becomes the first digit in a new check sequence. Line 56 prints all the other functions that will be available from input mode. However, not all are

appropriate when creating a new file. All items will be outstanding, the user will already have decided not to load a file nor is the new month function to pull out cleared items to an archive file appropriate. Line 58 is a shortened version used in the new file routine.

```

2130 PRINT@320,"ENTER OUTSTANDING ITEMS
":PO=224

```

Line 11 starting at *PRINT@*, position 320 is reserved for messages to the user. In Line 2130 the message ENTER OUTSTANDING ITEMS is printed and then the position variable PO is set to 224, the position where date enter begins.

This is a good break point for this month. We have covered a lot of the early work that goes into a program, but have not shown much BASIC code. The more time you spend early in program designing, the less total time you will spend writing the program. But we do have one last item to cover. Remember the old admonition to save early and often? Below are a couple of lines to make saving easy.

```

10000 SAVE "RNBWCKBK"
10000 INPUT"WANT TO RUN PAST LEADER";I$:
IF I$="Y" THEN MOTORON:FORX=1TO6000:NEXT
10010 FORC=1TO2:CSAVE"RNBWCKBK":MOTOR
ON:FORX=1TO600:NEXT:NEXT:MOTOROFF

```

*RUN* or *GOTO 10000* will automatically make your save using the right name. The cassette routine also asks if you want to run past the leader and if so runs the recorder for about 15 seconds before making two saves with space between each save. Making things easier is what computing is all about.

Next month we will pick up with the data entry routines and scrolling backwards and forwards through the file. We should also be able to cover the Input, Edit, New Month and I/O modules.



*Ed to Earth . . .*

## The Video Connection

If you want to record your CoCo's pictures and sound using a VCR, the easiest way to connect the two is to feed the CoCo's RF output to the VHF input on the VCR tuner. Instead of using the TV/computer switch, get an adapter (such as Radio Shack's 278-255) to mate the CoCo's cable to the antenna input. Leave the TV or monitor connected to the VCR in the usual way. Just tune the VCR to channel 3 or 4 (whichever you usually use).

An alternative is to modify the CoCo for direct video and audio output; a number of kits are available to do this. With the mod installed, just connect the CoCo to the video and audio input jacks on the VCR and switch from the TUNER input position to the LINE input (marked CAMERA on a number of units). With a few portable VCRs you will need to buy an adapter to connect the video and audio lines to the VCR's camera jack; on certain others you plug the lines into the tuner/timer instead of the recorder.



**SKYLINE'S BIG 10**

Cheshire Cat	
Graphicom (64K disk)	\$29.95
Cognitec	
Teletwriter 64 tape	\$49.95
Teletwriter 64 disc	\$59.95
Custom Software Engineering	
Graphic screen print, specify printer	\$ 9.95
Eigen Systems	
Colorcomm/E, disk or cart.	\$49.95
Stripper	\$ 7.95
CCEAD	\$ 6.95
BASIC Aid cartridge	\$34.95
Micro Works	
Macro 80C Editor/Assembler	\$99.95
SDS 80C Editor/Assembler	\$89.95

**SKYLINE'S OWN BEST SELLERS**

**SUPERSTATS**  
The most powerful statistics program available for the CoCo. Used by professionals. 16K Ext. Basic. Tape \$29.95

**PAGE PLUS**  
Gives 64K from Basic. New revised documentation! Disk \$29.95 Tape \$27.95

**STRUCTURED MACROS\***  
Macro 80C super enhancement! Disk \$19.95  
**SETUP 64**  
Allows double-sided 40/80 track drives! \$19.95

**MDISK**  
Sets up an internal 32K memory disk for rapid storage and retrieval. Source code included. Disk \$29.95 Tape \$27.95

**ROMBACK**  
Why pay more? Allows dumping from ROMpak to disk or tape. Full documentation, easy to use. Lowest price! Tape \$16.95

**QUICKSORT**  
M/L sort routine for easy use by Basic programmers. Works on tape or disk. 16K. Tape \$12.95

**64K BOOT/PAGER**  
This is what you need to get the most from your 64K CoCo. Super buy! 64K Req. Tape \$12.95

**SIMPLEX**  
Programmers — this is a must! This powerful tool will save you time and effort. Min. 16K Ext. Basic. Tape \$29.95

**C.C. FILE**  
Flexible data base manager. 16K. Now only \$12.95

**C.C. WRITER**  
You can pay more — but will it be better? 16K. \$29.95

**C.C. CALC**  
Powerful spreadsheet for your CoCo! 32K. \$34.95

**C.C. MAILER**  
Handles all you mail list needs! 16K. \$19.95

**C.C. Three**

You save \$27.90! C.C. File, Writer, and Calc in one fantastic package. We'll even give you both tape and disk versions (one tape) for one low price — \$49.95

**OUR CUSTOMERS SOUND OFF FOR SKYLINE!**

*I would like to express my appreciation to you for the excellent service provided by your company.... I was delighted to receive my shipment only one week after the phone order. Hats off to your shipping department.*

*Once again, thank you for your prompt and efficient service, and for providing such a great package at a good price.*

*D.S., Kentucky*

*...You might care to know that this order is repeat business. Recently, I purchased a NEC monitor package from your firm and I was very pleased with your fast service, the quality of merchandise and the ease of set-up.*

*M.S., California*

**\$60 Software Bonus With Memory Upgrade**

That's right — Skyline's famous 64K Upgrade is an even better deal than before! 8 guaranteed 200 n.s. 64K memory chips, solderless installation instructions (one solder connection required on Color Computer 2), Skyline's 64K BOOT and PAGER programs, PLUS the Wizard 64 adventure game, PLUS a handy new utility, SETUP64 (allows you to configure your tape or disk system in a myriad of ways)! Still only \$59!! Order now — this offer may be withdrawn at any time!

**ATTENTION ADVENTURE FREAKS!**

**MYSTIC MANSION**



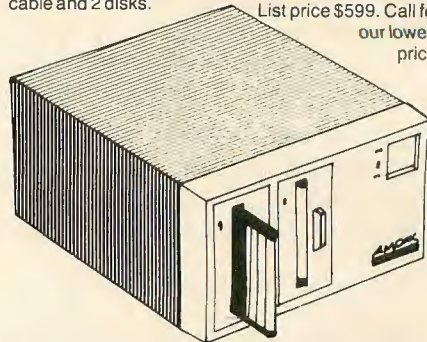
You can stay cool in front of your air conditioner, but can you keep your cool while playing Skyline's exciting ALL GRAPHIC ADVENTURE? One of the best yet! 32K Disk only. Summer Special \$29.95

**HARDWARE — SKYLINE has the BEST for LESS! Call us LAST!**

**LESS = MORE**

with the Amdek 3" Disk Drive. You get more data stored on a 3" disk than a 5 1/4" and the AMDISK III B takes up less space. AMDISK III B 3" dual drive with cable and 2 disks.

List price \$599. Call for our lowest price!



**TIRED OF RF INTERFERENCE?**

Poor resolution? We carry a complete line of B/W and color monitors from AMDEK, NEC and SYNCO. We also have the right monitor adapter to match your CoCo. Call for FRIENDLY SERVICE!


**SKYLINE PRINTER SALE! STAR MICRONICS — OKIDATA — TRANSTAR — JUKI — NEC You want it? We've got it!**

**GET ON LINE!**

Modems from Hayes and NEC. Call for latest prices.

**NOW AVAILABLE!**

Skyline's Risk-Free diskettes and data cassettes — so good that they're guaranteed for as long as you own them!



**"No Bull"**

10 diskettes, sleeves, labels, and write protect tabs — \$19.95  
12 data cassettes, boxes, and labels — \$8.00



UPS C.O.D. order gladly accepted, \$2.00 additional.

**We Love Canadian Orders! Inquire For Foreign Shipping**

**FAST ORDER LINE (312) 286-0762  
24-HR MODEM ORDER LINE  
(312) 286-9015**

**ORDERING INFORMATION**

\*\$10 shipping, handling & insurance on printers. Amdisk, and monitors. \$5 on modems, \$2 on all other orders. All prices U.S. funds.

**Skyline Marketing Corp. 4510 W. Irving Park Rd. Chicago, IL 60641**

**FREE GIFT**  
Use of our order forms qualifies you for a free gift with your order. Get our mailing list now for order forms.

**COUPON**

NAME \_\_\_\_\_ Dept. R  
ADDRESS \_\_\_\_\_  
CITY \_\_\_\_\_ STATE \_\_\_\_\_ ZIP \_\_\_\_\_



*A 4K Color BASIC program that really does something*

# WORD

# SCRAMBLER

# FOR

# SPELLING

# LISTS

By John F. Wilfore

As a somewhat novice programmer, I've found that *Word Scrambler for Spelling Lists* has not only been a fun exercise in some Color BASIC programming, but also a very interesting application of the *RND* (random number function). The result is a very useful and entertaining educational program that provides drill and practice of assigned spelling words in a challenging "scrambled word" format. In addition to providing me with a chance to practice and improve my own programming skills and use the TRS-80C, *Word Scrambler* has given my third-grade son a chance to use the computer for more than just games. He is actually building language arts, logic and computer skills all at the same time.

The programming task was to use the *RND* function to select words from a weekly assignment list of 15 words contained in *DATA* statements, making sure that each word in that list is chosen only once. When the word is selected from the appropriate list, the letters are then scrambled and displayed on the screen in random order. The child is then asked to unscramble the letters and type in the correct spelling of that word.

Sound provides either positive or negative reinforcement, and if the answer is incorrect, the correct spelling is given. A running score is displayed, which

includes the child's name. To insure self-pacing, the student is asked to "press any key" to continue. At the conclusion of the lesson, a grade score is also given.

Interacting with the keyboard, selection of various weekly assignments and a personal touch by using an individual's name, provide for an entertaining and meaningful experience for younger students just being introduced to computers.

Now that we know all of the wonderful things that the program can do for the student, let's take a look at how the program works — basically with the *RND* function. The first task at Line 320 was *FOR K=1 to 15* to select 15 different words from a given list. Setting variable *X=RND(15)* gave a random number, and if *X* was unique (hadn't been used before), it was sequentially inserted into array *R1*. If not, a new *X* would be generated until it was unique. Each time a new *X* was generated, *R1* was tested to determine if *X* had been generated previously.

Once a unique word was selected — *A\$(X)* — the next task was to scramble its letters. First, the length of the word was determined at Line 440 using *L=LEN(A\$(X))*. Next, variable *Y=RND(L)* generated another random number, and if *Y* was unique, it was inserted into *R2* array. Each time a new *Y* was generated, *R2* array was tested to

*(John Wilfore, a manager for General Electric, uses his CoCo's word processing and spreadsheet capabilities for both home and "homework" applications. His nine-year-old son, Jason, also enjoys the CoCo for games, graphics and educational programs, mostly from RAINBOW.)*

determine if that Y had been generated previously.

In Line 570, using *FOR I=1 TO L*, for L number of letters and using *MID\$(A\$(X))*, one letter at a time, the scrambled set of letters from *A\$(X)* could easily be generated and displayed to the student. A comparison between the original word, *A\$(X)*, and the answer input by the student, *D\$(X)*, is then done, confirmation given, and the next random word is selected, till done. While the looping portion of the program is a little complex, the remainder of the coding is rather straightforward.

In summary, the program itself was an excellent programming exercise in the use of loops, arrays, input and output and text screen formatting. A subroutine at Line 1020 is even accessed using the variable *AT* to indicate the

desired *PRINT @* location of a set of graphics characters, used to enhance the text screen. Written exclusively in Color BASIC, the program should run in 4K by simply removing the *REM* statements.

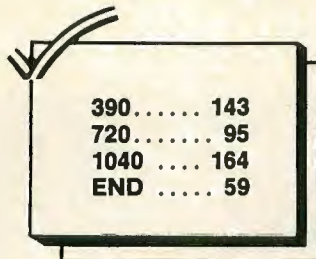
The unique combination of being very useful and an interesting programming exercise might stimulate others to modify the program. I'm sure that extra graphics and perhaps even a "hint" function would further enhance the program. The following list of variables will be useful:

#### STRING VARIABLES

*A\$(15)*—array for selected word list  
*C\$* — single random letter, from *MID\$(X)*  
*D\$* — student word, compared to *A\$(X)*  
*N\$* — student name

#### NUMERIC VARIABLES

*R1(15)*—array for word pointers, init. to 0  
*R2(10)*—array for letter pointers, init. to 0  
*AT* — variable for *PRINT @* subroutine  
*C* — counter for correct responses  
*I* — index for loop  
*J* — index for loop  
*K* — index for loop to select 15 random words  
*L* — length of random word  
*N* — random numbers for letters in *R2*  
*W* — week of spelling list assignments  
*X* — random number for word index  
*Y* — random number for letter index



The listing:

```

10 *****
20 *      WORD SCRAMBLER      *
30 *      FOR                  *
40 *      SPELLING LISTS     *
50 *
60 *      COPYRIGHT 1983 BY   *
70 *      JOHN F. WILFORE    *
80 *      ALL RIGHTS RESERVED *
90 *****
100 DIM A$(15), R1(15), R2(10)
110 RESTORE
120 C=0
130 CLS(3)
140 AT=96:GOSUB 1020
150 PRINT @ 128, "WELCOME TO YOUR
    SPELLING LESSON"
160 AT=160:GOSUB 1020
170 PRINT @ 260, "WHAT'S YOUR NA
    ME";
180 INPUT N$
190 PRINT @ 356, "WEEK 1 THRU 5";
200 INPUT W
210 ***** READ IN PROPER WORD LIS
    T *****
220 FOR I=1 TO W
230 FOR J=1 TO 15
240 READ A$(J)
250 NEXT J

```

```

260 NEXT I
270 ***** INITIALIZE WORD ARRAY T
    O ZEROS *****
280 FOR I=1 TO 15
290 R1(I)=0
300 NEXT
310 ***** GENERATE RANDOM WORDS *
    **
320 FOR K=1 TO 15
330 X=RND(15)
340 ***** CHECK TO SEE IF WORD US
    ED PREVIOUSLY *****
350 FOR I=1 TO 15
360 IF R1(I)=X THEN GO TO 330
370 NEXT
380 R1(K)=X
390 ***** INITIAL LETTER ARRAY TO
    ZEROS *****
400 FOR I=1 TO 10
410 R2(I)=0
420 NEXT
430 ***** RANDOMIZE LETTERS *****
440 L=LEN(A$(X))
450 FOR I=1 TO L
460 Y=RND(L)
470 ***** CHECK IF LETTER USED PR
    EVIOUSLY *****
480 FOR J=1 TO 10
490 IF R2(J)=Y THEN GO TO 460
500 NEXT J
510 R2(I)=Y
520 NEXT
530 ***** SCRAMBLE & TEST *****
540 CLS(3)
550 PRINT @ 68, "UNSCRAMBLE THES
    E LETTERS";
560 PRINT @ 128, " ";
570 FOR I=1 TO L

```

GAMES  
EDUCATION

# GUARANTEED QUALITY

ARCADE  
UTILITIES

SPECTRAL ASSOCIATES HAS PRODUCED THE HIGHEST QUALITY COLOR COMPUTER ARCADE GAMES FOR MORE THAN THREE YEARS. RADIO SHACK HAS LICENSED MANY OF OUR GAMES — HOW MANY OTHER ALLEGED "ARCADE GAME MANUFACTURERS" CAN SAY THAT? SPECTRAL IS THE STANDARD OF EXCELLENCE AND WE STAND BEHIND OUR PRODUCT. IF YOU ARE NOT 100% SATISFIED BY OUR ARCADE GAMES, RETURN THE GAME WITHIN 10 DAYS FOR A FULL REFUND.

## ARCADE QUALITY GAMES

	Cassette	Price	
		Disk add \$3.00	
LANCER (JOUST)	32K ML	24.95	
LUNAR ROVER (MOON PATROL)	32K ML	24.95	
GALAGON (GALAGA)	32K ML	24.95	
MS. GOBBLER (MS. PAC MAN)	32K ML	24.95	
PLANET INVASION (DEFENDER)	ML	24.95	
WHIRLYBIRD RUN (SCRAMBLE)	ML	24.95	
CUBIX (Q*BERT)	32K ML	24.95	
GALAX ATTAX (GALAXIANS)	ML	24.95	
COLOR PANIC (SPACE PANIC)	32K ML	21.95	
COSMIC INVADERS (SPACE INVADERS)	ML	21.95	
PENGO (PENGO)	ML	24.95	
DEVIOUS (XEVIOUS)	32K ML	21.95	
FROGGIE (FROGGER)	32K ML	24.95	
QIKS (QIX)	32K ML	24.95	
STORM ARROWS (TARG)	ML	21.95	
ANDROID ATTACK (BERZERK)	ML	24.95	
DEFENSE (MISSILE COMMAND)	ML	24.95	
GHOST GOBBLER (PAC MAN)	ML	21.95	
SPACE RACE (OMEGA RACE)	ML	24.95	
CRYSTAL CASTLES (ICE CASTLES)	32K ML	24.95	
COLOR ZAP (SPACE ZAP)	ML	14.95	
SPACE SENTRY (STAR TREK)	ML	21.95	
STAR SPORES (FIGHT ALIEN INVADERS)	32K ML	21.95	
BEAM RIDER (ORIGINAL STRATEGY GAME)	ML	24.95	
SPACE WAR (INTERPLANETARY COMBAT)	ML	21.95	

## EDUCATION

GEOGRAPHY PAK (FIVE DIFFERENT STUDIES)	EB	29.95
ALPHA SEARCH (ALPHABET TUTOR)	ML	14.95
QUIZSPIN (JOKER IS WILD)	32K EB	19.95
HORSEPLAY (VOCABULARY BUILDERS)	32K EB	19.95
PICKWHICH (SHAPE RECOGNITION)	ML	9.95
SPELLING MASTER (SPELLING TUTOR)	EB	14.95
SPANISH FOOTBALL (SPANISH TUTOR)	EB	14.95
TYPE ASSAULT (GRAPHIC TYPING)	ML	19.95
INTEGER MATH (MATH TUTOR)		14.95
TYPING TUTOR (TOUCH TYPING)		19.95
DOLLARS & SENSE (MONEY TEACHER)	EB	11.95
SCHOOL MAZE (SCHOOL ADVENTURE)	EB	11.95

## UTILITIES

ULTRA 80C (EDITOR-ASSEMBLER)	ML	D	49.95
DISK EDITOR (FIX & ALTER DISK DATA)		D	24.95
BUGOUT (POWERFUL MONITOR)		ML	14.95
ORACLE (GRAPHICS MONITOR)	32K ML		24.95
SOUNDSOURCE (SOUND ANALYZER)		ML	14.95
COMPUVOICE (SOFTWARE VOICE SYNTHESIZER)		EB	24.95
GRAPHICS 'N TEXT (SOFTWARE LOWER CASE)		ML	9.95
DISASSEMBLER (CRACK YOUR ROMs)		EB	14.95
GRAPHICOM (GRAPHICS DEVELOPMENT TOOL)	64K ML	D	24.95
PLATINUM WORKSAVER (BASIC ENHANCEMENT)		ML	29.95
DATA PACK 2 (TERMINAL PACKAGE)		ML	(D = 44.95) 34.95
CORES (TAPE EDITOR/ASSEMBLER & DEBUG MONITOR)		ML	34.95
TEXTPRO III (WORDPROCESSOR)		ML	(D = 59.95) 44.95
HI-RES II (HI-RES SCREEN UTILITY)		ML	24.95
FLEX+ (DISK OPERATING SYSTEM) with EDITOR/ASSEMBLER	64K ML	D	59.95 89.95

## ADVENTURE GAMES

KEYS OF THE WIZARD (ADVANCE ADVENTURE)		ML	19.95
SYZYGY (3D GRAPHIC ADVENTURE)	32K	ML	24.95
PRISON CITY (BASIC GRAPHIC ADVENTURE)		EB	9.95
CAVERNS OF DOOM (DUNGEON ADVENTURE)		ML	19.95
PIRATES AHOY (PIRATE ADVENTURE)	32K		9.95
MAZE ESCAPE (3D GRAPHIC MAZE GAME)		EB	14.95
NAUGUS (GRAPHIC/ARCADE)		ML EB	19.95
"ORIGINAL" ADVENTURE GAME		ML FLEX+	19.95

## MISCELLANEOUS

LEMANS (GRAPHIC RACE GAME)		ML	14.95
GAMBLIN GAMES (3 CASINO GAMES)	32K	ML EB	19.95
TREASURY PAK (30 GAMES!!!)	32K	ML EB	29.95

D = DISK ONLY EB = EXT BASIC REQD  
ML = MACHINE LANGUAGE

ALL PROGRAMS REQUIRE 16K UNLESS OTHERWISE SPECIFIED

# SPECTRAL ASSOCIATES

3418 SOUTH 90th STREET TACOMA, WA 98409

ORDERS ONLY 800 426 1830

ORDER PROCESSING AND INFORMATION 206 581 6938

LOOK FOR THE FOLLOWING SPECTRAL ASSOCIATES GAMES AT YOUR LOCAL RADIO SHACK STORE:

- MADNESS AND THE MINOTAUR
- SLAY THE NEREIS
- MICROBES
- DOWNLAND

## INTERNATIONAL DISTRIBUTORS:

KELLY SOFTWARE, EDMONTON, ALBERTA  
SECTOR SOFTWARE, DARTMOUTH, NOVA SCOTIA  
SPECTRUM SOFTWARE, ADELAIDE, AUSTRALIA



# EXPRESS ORDER!

ORDER BY VISA OR MASTERCARD AND YOUR ORDER WILL BE SHIPPED WITHIN ONE BUSINESS DAY — GUARANTEED OR YOU GET THE GAME FREE!! HARDWARE ITEMS SUBJECT TO MANUFACTURERS AVAILABILITY.

## TOLL FREE ORDER LINE

NO COD ORDERS  
SHIPPING AND HANDLING  
ADD 3% , \$2.00 minimum  
CANADA ADD 6% , \$3.00 minimum  
FOREIGN ADD 15% , \$5.00 minimum  
WA residents add 7.8% tax

```

580 N=R2(I)
590 B#=A*(X)
600 C#=MID$(B#,N,1)
610 PRINT C#;
620 NEXT
630 INPUT D#
640 '*** CONFIRMATION SECTION **
*
650 IF D#=A*(X) THEN C=C+1 ELSE
GO TO 750
660 SOUND 130,3:SOUND 199,5
670 AT=224:GOSUB 1020
680 PRINT@256, "CORRECT! YOU NOW
HAVE ";
690 PRINT C;
700 PRINT "RIGHT"
710 PRINT @ 288, " NICE GOI
NG ";
720 PRINT N#
730 AT=320:GOSUB 1020
740 GO TO 810
750 SOUND 20,3:SOUND 5,3
760 AT=224:GOSUB 1020
770 PRINT @ 256, " ";
780 PRINT A*(X)
790 PRINT @ 288, " WAS THE CORR
ECT WORD"
800 AT=320:GOSUB 1020
810 PRINT@419, "PRESS ANY KEY TO

```

```

CONTINUE";
820 K#=INKEY#:IF K#=""THEN GO TO
820
830 NEXT K
840 '*** TEST IS DONE. LAST SCRE
EN ***
850 CLS(3)
860 AT=0:GOSUB 1020
870 PRINT @ 64, "CONGRATULATIONS
";
880 PRINT N#
890 SC=INT(C/15*100 + .5)
900 PRINT @ 128, "YOUR GRADE WAS
";
910 PRINT SC;
920 PRINT " %"
930 PRINT @192, "FOR WEEK NO. ";
940 PRINT W
950 AT=256:GOSUB 1020
960 PRINT @ 320, "DO YOU WANT AN
OTHER TEST Y OR N";
970 INPUT T#
980 IF T#="Y" THEN GO TO 110
990 PRINT @ 416, "COME BACK AND
SEE ME AGAIN SOON,";
1000 END
1010 '*** PRINT @ SUBROUTINE ***
1020 FOR I= AT TO AT+31:PRINT @
I, CHR$(182);
1030 NEXT
1040 RETURN
1050 '*** WEEK 1 - CONSONANTS
1060 DATA FLAG,FED,HID,DOT,HUNT,
APPLE,BRING
1070 DATA CLUB,ELSE,HAPPY,PEN,RI
VER,ROCK,SHALL,SUNNY
1080 '*** WEEK 2 - DOUBLE LETTER
S
1090 DATA ADD,CLIFF,DRILL,ILL,KI
SS,LESS,MESS
1100 DATA ODD,ROLL,SHELL,SMELL,S
PELL,SPILL,STUFF,UNLESS
1110 '*** WEEK 3 - USING VERBS
1120 DATA BAT,CHOP,CLAP,DROP,NAP
,PIN,STEP,SKINNED,STOPPED
1130 DATA TRAPPED,TRIPPED,TAGGIN
G,PLANNING,WAGGING,TAPPING
1140 '*** WEEK 4 - CONSONANT CLU
STERS
1150 DATA SNOW,STAR,STATE,STICK,
TRICK,STRING,SPRAY,SPRING
1160 DATA CLEAR,CLOSE,DRAWER,DRI
VE,FLAT,FLOOR,PRINT
1170 '*** WEEK 5 - MORE CONSONAN
T CLUSTERS
1180 DATA ACT,DUST,EAST,TEST,WES
T,LIFT,BEND,GRAND
1190 DATA GROUND,WIND,BUILD,CHIL
D,WILD,MILK,BUMP

```

## Meet the direct-connect Signalman MODEM

Meet the direct-connect **SIGNALMAN MODEM** designed for use with RS-232C type interface... the smallest, lightest, most compact modem available today. Its long life 9-volt internal battery and exclusive audible Carrier Detect Signal allow you to install the SIGNALMAN anywhere... out of the way, and out of sight. Now, there's no need for messy cables, and no need to look at a LED to verify carrier.

Anchor's SIGNALMAN is designed to operate only with modular telephones having plug-in handsets. Bell TRIMLINE™ type telephones which combine handset and dial are not suitable.

Your SIGNALMAN transmits both voice and data over all common telephone lines, and is fully compatible with Bell 103 modems - putting your computer in instant communications with thousands of other computers. And when you're in the data position, your SIGNALMAN automatically changes from ORIGINATE to ANSWER and back again as the need arises - ending all that confusion.

Anchor Automation has taken the fuss out of communications for business or fun. SIGNALMAN is the ideal modem.

**\$59.95** A.C. Adapter  
\$8.95

**FREE...**  
with each modem  
**\$100. VALUE**  
Subscription to  
The SOURCE +  
One Hour Hook-Up  
Time.

### COLORCOM / E SMART TERMINAL PACKAGE

- Complete Upload and Download Support
- Online Cassette/Disk, Receipt and Writings
- 110, 300, 600, or 1200 Baud
- Full or Half Duplex
- Preset Data Before Calling (Stores 55's)
- Online and Offline Scrolling
- ROM Pack or Disk

- Automatic Capture of Files
- Send All 127 ASCII Characters from Keyboard
- Word Match Emulation - Spell Words
- 7 or 8 Data Bits (Including Graphics Support)
- Efficient Data Storage 512 x 16 Lines Memory
- 100% Compatible w/Rainbow Connection (RS 232C)
- Disk Version - Diskette is not included

COLORCOM/E \$49.95

**COLOR TERM + PLUS +**  
\$29.95 Now even more - PLUS+ features than before!!!  
New and Improved!!  
(TAPE) An Intelligent Terminal Program For The Color  
Computer or TDP 100.

## SOFTWARE PLUS

6201,C Greenback Lane  
Citrus Heights, CA 95610

Phone  
(916) 726-8793



# COLOR PERIPHERALS



## BOOKS

COLOR BASIC UNRAVELLED	19.95
EXTENDED BASIC UNRAVELLED	19.95
DISK BASIC UNRAVELLED	19.95
SET OF 3 UNRAVELLED BOOKS	49.95
The Unravalled series is the ONLY, complete, TOTALLY commented and explained disassembly of COLOR BASIC. Complete memory map in each book.	
FACTS (Hardware Manual)	14.95
6809 Assembly Language Programming	19.95
Color Computer Songbook	7.95
101 Color Computer Tips & Tricks	7.95
55 Color Computer Programs	9.95
55 More Color Computer Programs	9.95
Color Computer Graphics	9.95
6809 Programmers Reference Card	1.95

## MODEMS

HAYES SMARTMODEM 300 (300 BAUD, auto dial/auto answer)	220.00
US ROBOTICS PASSWORD 300 (300 BAUD)	160.00
US ROBOTICS PASSWORD (1200 BAUD, auto dial/auto answer)	350.00

## DISK DRIVES

TANDON Single Sided, DD	199.95
TANDON Double Sided, DD	279.95
includes software to convert to two single sided drives	

## CHIPS

4164 RAM	6.00
6809E CPU	19.95
6883 SAM	24.95
6821 PIA	8.00
6822 PIA	13.00
6847 VDG	14.95

## MISCELLANEOUS

CCI MONITOR ADAPTER	24.95
CCI MONITOR ADAPTER	34.95
RS232 3 WAY SWITCHBOX	29.95
C-10 CASSETTES	.59
DISKETTE SSDD	2.49
Box of 10	19.95
BLANK ROM PAK PROJECT BOX	3.95
The ANSWER (Disk Expander, Parallel interface, TERM program)	
64K RAM EXPANSION KIT	49.95
DISK (40 PIN) "Y" CONNECTOR	29.95

## PRINTERS

GEMINI 10X	\$315.00
GEMINI 15X	430.00
RS232 Card	55.00
RS232 W/4K Buffer	80.00
LEGEND 800 (80 cps)	295.00
LEGEND 1000 (100 cps)	325.00
LEGEND 1200 (120 cps)	370.00
LEGEND 1500 (150 cps)	390.00
RS232 Card	100.00
OKIDATA ML82A (120 cps) (built in RS 232 interface)	335.00

## MONITORS

AMDEK COLOR 1 (CCI VIDEO DRIVER -\$20- w/purchase)	299.00
---	--------

## JOYSTICKS

WICO JOYSTICK ADAPTER	19.95
ATARI JOYSTICK	12.95
WICO "RED BALL"	29.95



## UTILITIES

ULTRA 80C (EDITOR-ASSEMBLER)	ML	D	49.95
DISK EDITOR (FIX & ALTER DISK DATA)		D	24.95
BUGOUT (POWERFUL MONITOR)	ML		14.95
ORACLE (GRAPHICS MONITOR)	32K ML		24.95
SOUNDSOURCE (SOUND ANALYZER)	ML		14.95
COMPUVOICE (SOFTWARE VOICE SYNTHESIZER)		EB	24.95
GRAPHICS 'N TEXT (SOFTWARE LOWER CASE)	ML		9.95
DISASSEMBLER (CRACK YOUR ROMs)		EB	14.95
GRAPHICOM (GRAPHICS DEVELOPMENT TOOL)	64K ML	D	24.95
PLATINUM WORKSAVER (BASIC ENHANCEMENT)	ML		29.95
DATA PAK 2 (TERMINAL PACKAGE)	ML	(D = 44.95)	34.95
CORES (TAPE EDITOR/ASSEMBLER & DEBUG MONITOR)	ML		34.95
TEXTPRO III (WORDPROCESSOR)	ML	(D = 59.95)	44.95
HI-RES II (HI-RES SCREEN UTILITY)	ML		24.95
FLEX+ (DISK OPERATING SYSTEM) with EDITOR/ASSEMBLER	64K ML	D	59.95
			89.95

D = DISK ONLY EB = EXT BASIC REQD  
ML = MACHINE LANGUAGE  
ALL PROGRAMS REQUIRE 16K UNLESS OTHERWISE SPECIFIED

LOOK FOR THE FOLLOWING SPECTRAL ASSOCIATES GAMES AT YOUR LOCAL RADIO SHACK STORE:

- MADNESS AND THE MINOTAUR
- SLAY THE NEREIS
- MICROBES
- DOWNLAND



## INTERNATIONAL DISTRIBUTORS:

KELLY SOFTWARE, EDMONTON, ALBERTA  
SECTOR SOFTWARE, DARTMOUTH, NOVA SCOTIA  
SPECTRUM SOFTWARE, ADELAIDE, AUSTRALIA



NO COD ORDERS  
ADD 3% SHIPPING AND HANDLING, \$2.00 minimum  
CANADA ADD 6%, \$3.00 minimum  
FOREIGN ADD 15%, \$5.00 minimum  
WA residents add 7.8% tax

# EXPRESS ORDER!!

ORDER BY VISA OR MASTERCARD AND YOUR ORDER WILL BE SHIPPED WITHIN ONE BUSINESS DAY — GUARANTEED OR YOU GET THE GAME FREE!! HARDWARE ITEMS SUBJECT TO MANUFACTURERS AVAILABILITY.

TOLL FREE ORDER LINE  
ORDERS ONLY 800 426 1830

# SPECTRAL ASSOCIATES

ORDER PROCESSING 206 581 6938  
AND INFORMATION

3418 SOUTH 90th STREET  
TACOMA, WA 98409

# PIPELINE

**A NEW PRESIDENT** has been named at Radio Shack. Mr. Bernard Appel has been named to replace Jon Roach, who has relinquished that title but remains as chairman of the board. Appel has been the senior vice president to whom the people who run the computer merchandising operation have reported, so he is well-grounded in the computer sales operation at Radio Shack. The move could be seen as a further commitment of Radio Shack to its computer sales and marketing.

Speaking of sales and marketing, there is a new company under the Tandy umbrella — Tandy Home Education Systems. The purpose of the new firm is to market Color Computers through home sales — using qualified leads just like high-class encyclopedias. No, it is not a door-to-door operation — Tandy has made that very clear. But, Tandy Home Education Systems is, in reality, the first step in bringing computers directly to people's homes. It seems to be a brilliant marketing move.

\* \* \*

**A NEW BUNCH** of programs will be coming up in the CoCo market in the next six months. One of the least talked about is something that is new on the computer front — an information processor. Essentially, this is an outline-creation program that lets someone organize things into logical thoughts and order. Such programs, of which there are only a very few, are on the drawing boards of at least one software firm. Sometimes they are called "thought processors."

\* \* \*

**ALSO COMING UP** are new programs that do new things, particularly in the game area. One of the nice trends that we hear about is *original* game programs — new ideas and concepts. And, also on this general subject, expect to see more "thinking games" in the future.

\* \* \*

**ONE MORE AREA** we keep hearing about is specific programs for specific tasks. Probably the best example of this type of thing is an Amway program that allows someone to run an Amway business with a CoCo. But these vertical-

type markets are an important one and, while they do not have wide popular appeal, industry people say they have a definite market potential.

\* \* \*

**PLANS ARE AFOOT** for RAINBOWfest's program to take a new form — with information on the type of merchandise to be found in specific booths and special information on new product introductions. With more than 50 booths at the shows, we're looking for a better way to help you get around and see everything.

\* \* \*

**A LIVELY DEBATE** was part of the last RAINBOWfest on advanced operating systems. With all the attention given to FLEX and OS-9, Peter Stark, developer of STAR-DOS voiced the opinion that he felt he might be getting overlooked. We understand that Stark and STAR-DOS have a new marketing approach and that you'll be hearing more about this system in the future.

\* \* \*

**SILICON VALLEY?** Valley Micro Systems has just announced the acquisition of Silicon Rainbow Products. As of May 5, 1984, Valley Micro has obtained exclusive distribution rights to the entire Silicon Rainbow Products' line of software, including Jeff Francis' *Color-80 BBS* and the latest version of *DisUtility*, version 2.1.

All future orders for products previously distributed by Silicon Rainbow Products should now be directed to Valley Micro Systems, 801 W. Roseburg Ave., Suite #200, Modesto, CA 95350; voice (209) 529-4343, BBS (209) 526-2030.

\* \* \*

**RADIO SHACK** has penned an agreement with the Softlaw Corporation to market the complete VIP Library through its Express Order Software program. The VIP Library is comprised of the four most popular business software programs: *VIP Writer*, *VIP Calc*, *VIP Database* and *VIP Terminal*, along with *VIP Speller* and *VIP Disk-ZAP*.

With the Express Order Software program, customers may go to their

local Radio Shack stores, have any of the programs demonstrated, order the program desired and expect delivery in between one and four days. Warranty, maintenance and support will still be provided by Softlaw.

*VIP Calc* and *Writer* sell for \$69.95; *VIP Database* sells for \$59.95; and *VIP Terminal*, *Speller* and *Disk-ZAP* all sell for \$49.95. For more information, contact Softlaw Corporation, 9072 Lyndale Avenue South, Minneapolis, MN 55420, or visit your local Radio Shack store.

\* \* \*

**SPEAK UP ONCE AGAIN!** Classical Computing has introduced a revision of their *Speak Up!* voice synthesizer program for the Color Computer. *Speak Up! 2.0* is identical to the original program except that the voice is a little clearer and a bug which caused a printer to print garbage has been fixed. Any program using the old *Speak Up!* will work with the new version without modification. The price is still \$29.95, postage paid.

The company has announced that anyone who sends in their copy of *Speak Up!* will receive the new version free. Write to Classical Computing, Inc., Box 3318, Chapel Hill, NC 27515.

\* \* \*

**AN EDUCATIONAL BBS** has been placed on-line by the Color Computer Club of Youngstown Ohio for its educational activities. The educational bulletin board system, along with the club's main BBS, is free and open to all callers, with public domain programs available for downloading. Both educators and students have been invited to call and lend a hand.

The new Computer Aided Instruction System educational BBS can be accessed at any time except between 4:00 and 5:00 a.m. at (412) 662-2247; David and Amy Martin, SySops.

\* \* \*

**THE PRESSES KEEP ROLLIN'.** Falsoft, Inc., parent company of FPSS, Ag. Publishing Enterprises, Inc., has introduced another in its growing line of system-specific computer magazines. With the premiere of *SOFT SECTOR* in July, the owners of Sanyo 550/555 series computers now have an invaluable source of up-to-date information and programs for their machines.

Now, owners of the Sanyo 550/555 can expect the kind of support that THE RAINBOW has been offering for the Color Computer for more than three years.





★ THE ★  
★ GRAND OPENING ★  
**CELEBRATION**

★ **DISCOUNT COUPON** ★

**CLIP, MAIL AND SAVE 10% ON SOFT AND HARD WARES OR COLORFUL UTILITY ORDERS FROM ANY OF OUR ADS SENT TO OUR NEW LOCATION IN SAN JOSE, CALIFORNIA !**

**SPECTRUM PROJECTS**  
**PO BOX 9866**  
**SAN JOSE, CA 95157-0866**

**ORDER  
HOT LINE  
1-408  
243-4558**

OFFER EXPIRES AUG. 31, 1984  
ORDERS SENT TO CALIFORNIA  
NO OTHER DISCOUNTS APPLY  
ON RETAIL PRICES ONLY

★  
see us at **RAINBOWfest** PRINCETON



**WESTERN  
BBS  
IS HERE !  
1-408-984-7937**

A detailed black and white illustration of an eagle with its wings spread, perched on a branch. It is surrounded by four red stars.

**SPECTRUM  
PROJECTS  
CELEBRATION  
10% DISCOUNT**

OFFER EXPIRES AUG. 31, 1984  
ORDERS SENT TO CALIFORNIA  
NO OTHER DISCOUNTS APPLY  
ON RETAIL PRICES ONLY



# SPECTRUM PROJECTS

## SOFT AND HARD WARES FOR COLORFUL COMPUTING



### SPREADSHEET

ELITE CALC - 255 Rows, 255 Columns, Help Displays, Repeat Text Entries, Insert, Delete, Move Entire Rows, Selectable Auto Cursor Movement, Formulas 255 chars. Disk/Tape \$59.95 (see Aug '83 Rainbow Review)

### DATA BASE MANAGER

PRO-COLOR FILE - 60 Data Fields, 8 Report Formats, 1020 bytes/record, Sorts 3 Fields, Screen and Summary Reports, Duplicate Records and Fields, Page Titles - Disk \$79.95 (see June '83 Rainbow Review)

SAVE \$40!



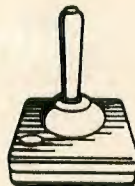
### DISK DRIVES

DRIVE 0 System - 40 trks, Gold Platted Connectors - \$299.95  
AMDEK System - 624K Bytes with 3" Disk Cartridge - \$499.00  
DISK CONTROLLER - \$139.95 (Systems include controller)  
DISK Drive 1, 2 or 3 - \$169.95  
 Single Drive PS & CASE - \$59.95



### GAME CONTROLLERS

WICO Command Adaptor - Hookup 2 Atari type joysticks- \$19.95  
 With 2 Atari joysticks- \$39.95  
MACH II Joystick - Beats the competition! 360 Degree control with spring or positive true positioning and electrical trim adjustment on both axes- \$39.95



### UTILITIES (DISK)

1. FHL O-PAK .....\$34.95
2. Adventure Generator..\$39.95
3. Super Forth .....\$39.95
4. Super Screen Machine.\$49.95
5. OS-9 .....\$69.95
6. FHL Flex .....\$69.95
7. DEFT Pascal .....\$79.95
8. MicroWorks MACRO-80C.\$99.95



### NEW PRODUCTS

- POKES & PEEKS Manual .....\$7.95  
YELLOW Mail Labels (1K) .\$.14.95  
Disk Drive Cleaning Kit .\$.24.95  
CoCo 4DPin Project Board.\$29.95  
6 Outlet Surge Protector \$59.95  
Bare Disk Drive .....\$129.00  
CoCo Koala Pad .....\$139.95  
 64K to 128K Upgrade ....\$149.95



WEST DIVISION

### Spectrum Projects

PO Box 9866  
 San Jose, CA 95157-0866

EAST DIVISION

### Spectrum Projects

PO Box 21272  
 Woodhaven, NY 11421

Add \$3.00 S/H  
 NY Res Add Tax



# SPECTRUM PROJECTS

## SOFT AND HARD WARES FOR COLORFUL COMPUTING



### COMMUNICATION

COLORCOM/E - A complete smart terminal package! Upload, Download, Hi-Res (51X24) screen, 300/1200 Baud, Offline Printing and much more. Rompak or Disk - \$49.95 (see Feb '84 Rainbow Review)

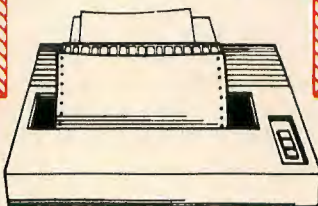



### WORD PROCESSING

TELEWRITER-64 - Top CoCo Word Processor for 2 years! Three Hi-Res screens, true lowercase characters, right justification, full screen editor. Tape \$49.95 Disk \$59.95 (see June '83 Rainbow Review)

### MODEMS

MINI-MODEM - 300 Baud, Originate/Answer, Full Duplex, Direct Connect - \$79.95  
J-CAT Modem - Lowest priced auto/answer modem - \$129.95  
HAYES Auto Dial/Answer \$239.95  
ANCHOR - 300/1200 Baud \$299.95  
 Prices include Modem cable.



### PRINTERS

GEMINI 10X\* - 120 cps, 9X9 dot tractor/friction feed \$299.95  
EPSON RX-80\* - Faster than the MX-80 plus Graftrax! - \$349.95  
 \* Parallel interface required.  
PBH Parallel Interface - Save \$40 if ordered with above printers! - \$49.95 (Reg.\$89.95)

### KEYBOARDS

SUPER-PRO (Mark Data) \$59.95  
PREMIUM (Micronix) \$69.95\*  
HJL57 PROFESSIONAL \$79.95\*  
KEYTRONICS Keyboard - \$89.95\*  
 \* - Includes free software for function keys. Specify Model/Revision Board. Computers made after OCT'82 please add \$5.

### MONITORS

MONOCHROME Monitors - 80X24 screens plus Hi-Res w/AUDIO!  
 Green - \$99.95 Amber - \$119.95  
BMC Color Monitor - \$269.95  
VIDEO PLUS - Video Interface for above monitors - \$24.95  
 CoCo II (Monochrome) - \$29.95  
 CoCo II(Color) Version - \$39.95



NOW WITH AUDIO!

Buy any Modem and  
 Save \$10 off Colorcom/E

Order Line  
 212-441-2807  
 408-243-4558

Buy any Printer,  
 Keyboard or Monitor and  
 Save \$10 off Telewriter-64

# Teachers Need Spirit Masters

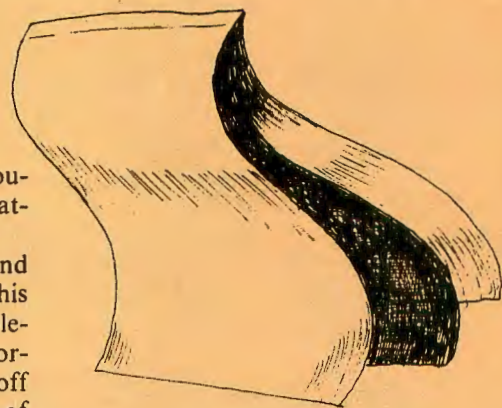
By Valerie Rhead

There was a time when teachers could be distinguished by the patina of chalk dust that clung to their clothing. Nowadays, they are most easily identified by their purple fingertips. Educators of students in all subject areas and at all grade levels have an insatiable need for printed classroom materials, such as tests and worksheets. Usually the most convenient and economical means of providing these is with spirit masters (which often come in

a highly visible shade of purple). I routinely use my Color Computer for creating these stencils.

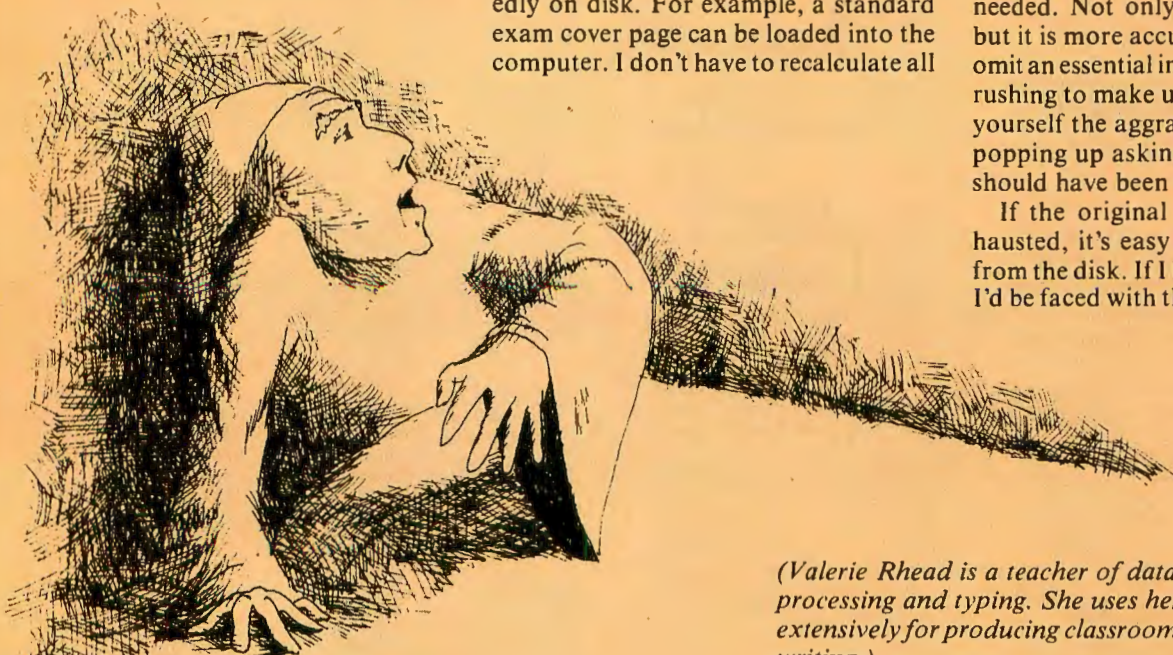
The computer's editing features and memory make it a superb tool for this purpose. Gone forever are the double-edged razor blades that threatened mortal injury as you laboriously scraped off errors sculpted in carbon. Also a relic of the past is the necessity of typing each test or assignment from scratch.

I store all the things that I use repeatedly on disk. For example, a standard exam cover page can be loaded into the computer. I don't have to recalculate all



the spacing each time so that it is attractively centered. Standard test questions also can be saved and retrieved as needed. Not only does this save time, but it is more accurate. It's very easy to omit an essential instruction when you're rushing to make up a test. You can save yourself the aggravation of little hands popping up asking you something that should have been clearly stated.

If the original "ditto" becomes exhausted, it's easy to print another one from the disk. If I had used a typewriter, I'd be faced with the futile task of trying



*(Valerie Rhead is a teacher of data processing, word processing and typing. She uses her Color Computer extensively for producing classroom materials, and for writing.)*

# THE SPECTRUM VOICE PAK

CoCo I  
\$69.95

\$49.95  
SPECIAL

CoCo II  
\$79.95

see NOV '83  
Rainbow  
Review

Special price good with purchase of any Talking Software below!  
Offer expires Aug 31, 1984. All PAKs work w/\$29.95 Disk "Y" cable!

## TALKING SOFTWARE

**Talking CoCo BINGO** - Same as the popular game of BINGO but this one talks! Contains 20 Bingo player cards, 200 markers with complete documentation. Additional features: Color Graphics, 3 timing levels, ball count and pause control plus Disk compatible. 32K EXT **\$24.95**

**Talking Final Countdown** - You must stop the mad general from launching a missile at the Russians and causing WW III ! Has multiple voices for added realism. 32K EXT **\$24.95**

**Educational Software** - Computer Island's educational programs turn your CoCo into a true teaching machine. Reinforce basic lessons with the aid of voice. Three/pak special includes Math Drill, Spelling Tester and Foreign Languages. 16K EXT **\$24.95**

**Talking Score E-Z** - An excellent adaptation of a Yahtzee type program with added speech. Up to 6 players compete at a time, and all scoring and record keeping is done by the computer. 32K EXT **\$24.95** (see June '84 Rainbow Review)

**Term Talk** - A speaking smart terminal program for your CoCo. It contains all the features of an intelligent communications package, plus it talks! (Shades of War Games) 16K EXT Tape **\$39.95** Disk **\$49.95** (see Mar '84 Rainbow Review)

All orders plus \$3.00 S/H - NY Residents add sales tax

### SPECTRUM PROJECTS

WEST DIVISION :  
PO BOX 9866  
SAN JOSE, CA 95157-0866

EAST DIVISION :  
PO BOX 21272  
WOODHAVEN, NY 11421

ORDER HOT LINES : 408-243-4558 & 212-441-2807

# COLORFUL UTILITIES

**NEW!**

\*\*\*\*\*  
**SPECTRUM DOS** - Add 24 **NEW** Disk cmds with 2 Hi-Res screens! Support 35-80 trks w/auto disk search, 6ms.-30ms. & "EPROMABLE". 64K DISK **\$49.95** (see Aug '84 Rainbow Review)

-----  
**MULTI-PAK CRAK** - Save ROMPAKs to your 64K Disk system using the RS Multi-Pak Interface. Eliminate constant plugging in of ROMPAKs now by keeping all your PAK software on disk. Includes POKEs for "PROBLEM" ROMPAKs. DISK **\$24.95**

-----  
**TAPE OMNI CLONE** - Easily handles programs with auto loaders, no headers, no EOF markers, unusual size blocks and more! Now is the time to get your tape software collection protected against loss. TAPE **\$24.95**

-----  
**DISK OMNI CLONE** - Back everything up! This amazing program handles "non standard" disks with ease. We haven't found any disk yet that it can't handle. Lowest price too! 32K DISK **\$29.95**

**NEW!**

-----  
**COCO SCREEN DUMP** - The best screen dump program for the Epson & Gemini printers ever! Have the option of standard or reverse images w/regular or double sized pictures. 600-9600 Baud too! A must for Graphicom and Bjork block users. 16K TAPE/DISK **\$19.95**

-----  
**DISK UTIL** - A multi-featured enhancement that makes disk handling USER FRIENDLY. Utilize a directory window to sort, move and copy file entries, backup by file or by track, interrogate disk sectors or the GAT table, single command execution of both BASIC and ML programs plus much more! 64K DISK **\$24.95** (see May '84 Rainbow Review)

-----  
**MASTER DESIGN** - A text designer/editor to generate graphics mode lettering with multiple font sizes, textures, shadowing and thicknesses, plus special patterns for creative backgrounds. Comes with a screen print routine and Letter Head Utility that interfaces with Telewriter-64 and BASIC. DISK **\$34.95** (see July '84 Rainbow Review)

-----  
**BASIC COMPILER** - Convert your BASIC programs into fast efficient machine language. Produces code more compact and up to 50Xs faster than original BASIC. Integer compiler with no Extended BASIC needed. 16K-64K versions included. TAPE **\$39.95**

-----  
**SCHEMATIC DRAFTING** - Save hours of work and design professional looking electronic diagrams using a 480X540 pixel worksheet with 6 viewing windows. Over 30 electronic symbols with 10 user definable symbols are provided. Dump hard copy to the printer and save the created schematics to disk. 64K DISK **\$49.95** (see Jan '84 Rainbow Review)

-----  
**COLORAMA** - A first-class Bulletin Board package... especially geared towards CoCo users... has an ordering section for those who want to run a mail-order business... supports Color Graphics... one nice piece of work. 64K DISK **\$99.95** July '84 Rainbow

-----  
**MASTER MAIL** - Quite easy to use... Capable of handling 1000 addresses on a single disk... FORM LETTER allows you to produce multiple letters from the address database... A program for serious applications. 32K DISK **\$49.95** Jan '84 Rainbow

**IN CANADA CALL  
-----  
TOLL FREE  
800-361-5155**



**DEALER/CLUB INQUIRIES INVITED  
SOFTWARE SUBMISSIONS WELCOMED**

# COLORFUL UTILITIES

**NEW!** \*\*\*\*\*

**FAST DUPE II** - The (IMPROVED) fastest Disk copier ever! Will format and backup a diskette in only one pass and can make up to 4 Disk copies at once! The must utility for every Disk owner. 64K DISK **\$19.95** (see May '84 Rainbow Review)

-----

**HIDDEN BASIC** - Protect your BASIC programs. Mask your code so CLOAD, CSAVE, LIST, EDIT, DEL and LLIST will not function. TAPE **\$19.95** (see Sept '83 Rainbow Review)

-----

**64 COL MOD I/III EMULATOR** - Give CoCo a 64X16 screen. Run Model I/III graphics code without retyping the BASIC statements. 64K DISK **\$19.95** (see May '84 Rainbow Review)

-----

**64K DISK UTILITY PACKAGE** - Take advantage of an expanded 64K machine. Make an additional 8K of RAM available. Copy ROM cartridges to disk and create a 32K SPOOL buffer for printing. DISK **\$21.95** (see July '83 Rainbow Review)

-----

**TAPE/DISK UTILITY** - A powerful package that transfers tape to disk and disk to tape automatically. Does an automatic copy of an entire disk of programs to tape. Ideal for Rainbow On Tape to disk. TAPE/DISK **\$24.95** (see Sept '83 Rainbow Review)

-----

**E-X-T-E-N-D-E-D DISK BASIC** - Add new powerful commands to your 64K Disk system. Inverse Video (GREAT for monitors!), Wild Card Directory, Double POKE and PEEK, NSAVE, NLOAD, LDIR, OLD and TYPE. DISK **\$24.95** (see April '84 Rainbow Review)

-----

**GRAPHICOM** - The ultimate CoCo graphics development tool with sophisticated editing, preview animation, telecommunications and printer support. Hi-Res graphics for only **\$24.95**. W/Spectrum's Menu Foot Switch **\$34.95**. 64K DISK (see April '84 Rainbow Review)

-----

**NEW!**

**EZ BASE** - A truly user friendly data base program at an affordable price. Maintain inventories, hobby collections, recipes, greeting card lists and much, much more! Hi-Res screen, up to 500 records with 15 fields, record or field search, and a Mailing Labels option. 32K DISK **\$24.95** (see July '84 Rainbow Review)

-----

**NEW!**

**BLACKJACK ROYALE** - A Hi-Res graphics casino blackjack simulation and card counting tutor. Fully realistic play includes: double down, splits, surrender, insurance bets, 1-8 decks, burnt cards, shuffle frequency and more! "This fine program is a must for the CoCo Blackjack player." (Aug '83 Rainbow Review) 32K TAPE/DISK **\$24.95**

-----

SHIPPING \$3.00 - NY RESIDENTS ADD SALES TAX

## SPECTRUM PROJECTS

WEST DIVISION  
PO BOX 9866  
SAN JOSE, CA 95157-0866  
408-243-4558

EAST DIVISION  
PO BOX 21272  
WOODHAVEN, NY 11421  
212-441-2807

to make an acceptable photostat of the 112th, very faded copy of a spirit master. If that didn't work, I'd be stuck with the boring job of retyping the whole thing. How did I ever manage to get along before I had a computer?

### Know Your Printer

The key to producing a good spirit master is the printer. When we first got our Radio Shack LP VIII, I was disappointed that it didn't print a good ditto. I quickly found though, that it did a very acceptable job when the ribbon was removed. As the ribbon is in a cartridge, it's quite simple to remove and reinsert it.

When you type without a ribbon, proofreading your work is more difficult. It can be accomplished (with only a slight bit of eyestrain) by reading the imprint on the carbon. I did notice, however, that I allowed more errors to slip by doing it this way. This is particularly embarrassing for a typing teacher.

Another problem I encountered with the LP VIII was that the paper-out switch would activate and stop printing about two-thirds of the way down the sheet. This was unacceptable. I solved the problem by feeding in a small piece of paper at the left-hand end of the platen, and taping it in place so it wouldn't advance. This temporarily depressed the switch and I was then able to print to the end of the page. It is important that, when the switch is deactivated, you make sure that you don't print off the end of the sheet. Particularly when printing without a ribbon, this could damage the platen, and they're expensive to replace.

Awhile ago, we acquired a Gemini 10X printer. The LP VIII has graduated and gone to college with our daughter. I am happy to report that the Gemini 10X allows you to physically turn off the paper-out switch. This can also be done, according to the manual, under software control.

I was delighted to discover that the new printer will produce a very good spirit master with the ribbon in place, which is achieved by using the emphasized print mode. This has cut down on my proofreading errors substantially, and I can once again look my students in the eye.

### Making "Dittos" More Interesting

I often decorate my spirit masters with computer generated pictures and designs. As a kid, I was committed to outlining my artistic creations in black and then filling in the interior with color. Unfortunately, my teacher be-

longed to a different school, so my masterpieces were routinely returned with a grade of 'D.'

When we got our first computer, I was thrilled to discover that even I was now capable of true artistry. Sometimes I draw pictures of realistic scenes, such as a rocket ship taking off through a star-laden sky. I also like to create the kind of abstract patterns that use lots of *FOR . . .NEXT* loops. I usually invent my own designs, but sometimes I'll use a graphics program from a magazine.

I use a screen print program and print my creations at the top of a spirit master. Sometimes I attain interesting effects by running the same spirit master through the printer more than once with different colored carbons. The remaining space on the stencil is then used for test questions, or worksheet problems for my students to complete.

I sometimes use *Telewriter 64* to create artistic borders for the stencils. I define some of the graphics codes, and then combine them into attractive designs. The possibilities are endless.

Recently, I've started to use Michael Himowitz's *Big Print* program that was in the December 1983 *RAINBOW*. I can print a message or title in large letters of up to nine characters per line. Right after I got this program, my first message at the top of a short exercise I had prepared for my class was appropriately "Merry Xmas."

Although producing these designs is time consuming, I usually decorate a large number of sheets at a time, whenever I feel in a creative mood. I then have a stockpile of attractive spirit masters on hand for later use, when I'm rushing to produce a test for tomorrow's class.


The graphics make life a little more interesting for my students, because they don't get the same boring looking sheets to work from every day. It also provides my data processing class with a practical demonstration of one of a computer's capabilities.

They're sometimes useful, too, as a classroom management device. "Class, you should have three sheets: one that says 'Computers are Fun' at the top; one that has a picture of a rocket ship; and another with a border made up of circles."

It simplifies life if the students are returning the sheets. You don't have 105 copies of three different sheets all mixed up together. Kids will try to put paper in the correct pile, if it's sufficiently obvious that they can do it without breaking stride as they head out the door for lunch.

I hope some of these suggestions will assist you in using your Color Computer to make spirit masters for your classes. I have access to dedicated word processors and more expensive brands of microcomputers at school. Now that I have mastered the idiosyncrasies of my TRS-80 system, I find that the Color Computer does everything I want. In some cases, it out-performs the school's more costly equipment. Having a computer at home offers one big advantage. When I arrive back at school with the tennis team at 5:30, I don't have to stay at school over the dinner hour to work on the word processor in order to prepare tomorrow's assignments.

Your imagination is the only limit when creating borders for spirit masters using *Telewriter 64*.





# A SPECTRUM PROJECTS SHOPPING LIST

## A CHIP OFF THE OLD...

6821 Standard PIA .....	\$9.95
6822 Industrial Grade PIA .....	\$14.95
6847 VDG Chip .....	\$17.95
68764 (Fits Ext Basic Skt) Eprom ..	\$24.95
16K-32K-64K RAM Checker (ROMPAK) ..	\$24.95
16K-32K Upgrade Kit* .....	\$25.95
6883 SAM Chip w/heat sink .....	\$29.95
6809E CPU Chip .....	\$29.95
Basic ROM 1.2 Chip (30% FASTER) ..	\$39.95
Disk ROM 1.1 (New DOS Command) ..	\$39.95
Ext Basic 1.1 ROM - NEW LOW PRICE	\$49.95
CoCo First Aid Kit (Be Prepared) (2 6821's, 6809E & 6883) .....	\$69.95
Intronics Eprom Programmer- 15 seconds for a 68764! All popular EPROM's	\$139.95

\* NOT compatible with CoCo II

## COCO LIBRARY...

Color Computer Tech Manual .....	\$7.95
The World Connection - All about Bulletin Boards, Modems & Sysops ..	\$9.95
CoCo Memory Map .....	\$12.00
CoCo Secrets Revealed .....	\$14.95
Color Computer Interfacing .....	\$14.95
Basic 09 Tour Guide .....	\$18.95
Disk Basic (1.0/1.1) Unraveled ...	\$19.95
CoCoINDX (1,800 articles) .....	\$19.95
New! CoCo II Service Manual .....	\$19.95

## MORE GOOD STUFF...

Spectrum Light Pen w/6 programs ..	\$24.95
CoCo Voice Chip - Votrax SC01A ...	\$34.95
PBH Parallel Interface - Beats Botek! 300-9600 baud w/ptr-modem switch ..	\$69.95
The Spectrum Switcher - Have your Disk & Cartridge too! Dual Slot System	\$69.95
Disk Interface (Spectrum Special)	\$139.95
PBJ WORD-PAK 80X24 Video Board ..	\$139.95
Microfazer SER/PAR print buffer ..	\$179.95
Sanyo MBC550 - 16 bit 8088 MS-DOS system 128K, 1 drive, 640X200 graphics ..	\$895.00
W/Hi-Res green screen monitor ...	\$995.00

ALL ORDERS PLUS \$3.00 S/H  
NY RESIDENTS ADD SALES TAX

## COCO CABLES AND...

Four Pin Male to Four Pin Female Extension- 15 feet. Move your printer or modem to another location.....	\$14.95
Tired of plugging and unplugging devices from the RS232 port? Make your life easier. Try our RS232 "Y" cable ..	\$19.95
OS-9 Null Modem Cable - Now timeshare with another CoCo or MC-10 .....	\$19.95
Disk Interface/Rom Pak Extender - Move your disks and ROM Paks where you want them (3 feet) .....	\$29.95
Triple RS232 Switcher - Now select one of any three RS232 peripherals ...	\$29.95
40 Pin Dual "Y" Cable - Hook up a Disk w/Voice or Word Pak, X-Pad, etc ..	\$29.95

## OTHER GOOD STUFF...

Co-10 tapes in any quantity .....	49 cents
5 1/4 Diskettes in any quantity ...	\$1.99
Joystick plug .....	\$3.99
64K RAM Button .....	\$4.99
GEMINI 10X Ribbon .....	\$4.99
Amdk 3" diskettes in any quantity.	\$5.99
Epson MX/RX 80 Cartridge .....	\$6.99
Rompak w/Blank PC Board .....	\$9.95
RS Disk Controller Case .....	\$9.95
The Disk Doubler - Doubleside your 5 1/4 diskettes .....	\$14.95
Video Clear - Cleanup TVI !! .....	\$19.95
The Magic Box - load Mod I/III Basic program tapes into the CoCo .....	\$24.95
DOS Switcher - select any DOS (Disk 1.0 1.1, JDOS) inside J&M controller ..	\$24.95
CoCo Cooler (D & E Rev. boards) ..	\$49.95
New! CoCo Cooler II (CoCo II) .....	\$49.95
CoCo Stereo Music Synthesizer .....	\$69.95

## SPECTRUM PROJECTS

### EAST DIVISION :

PO BOX 21272  
WOODHAVEN, NY 11421

### WEST DIVISION :

PO BOX 9866  
SAN JOSE, CA 95157-0866

212-441-2807 / 408-243-4558

SPECIAL 64K RAM CHIPS \$49.95

# ★★★★★★★★★★★★★ SELECTED SOFTWARE ★★★★★★★★★★★★★★ FOR THE COLOR COMPUTER

**UPGRADE YOUR COLOR COMPUTER!**

Complete solderless kits with easy-to-follow instructions.

4K-16K FOR ALL BOARDS . . . . \$19.95  
 4K-32K FOR ALL BOARDS . . . . \$54.95  
 16K-32K FOR ALL BOARDS . . . . \$39.95

64K For E & F BOARDS & COCO 2 . . . . . \$59.95  
 \*IF POSSIBLE, PLEASE SPECIFY BOARD REVISION WITH ORDER.

NOTE: All ICs used in our kits are first quality 200NS Prime Chips and carry one full year warranty.

**THE HJL-57 KEYBOARD**  
 WITH FREE SOFTWARE FOR FOUR FUNCTION KEYS.  
**\$79.95**  
 \* Please specify model (original, F version or COCO 2)

**DISKETTE CAROUSEL**

- Precision Rotary
- With 72 color-coded envelopes.

**\$29.95**

**'REAL TALKER'**  
 With enhanced software on Tape and User's Manual  
 Cartridge **\$59.95**

**'REAL TALKER II'**  
 Same as above for COCO 2  
**\$69.95**

**Y-BRANCHING CABLE**  
 For Disk Systems . . . . . \$29.95

**VOLKSMODEM**

300 baud, direct connect, orig/answer automatically selected. Comes with all COCO cables and battery.  
**\$74.95**

**BOOKS**

Color Basic Unravelled . . . . . \$19.95  
 Extended Basic Unravelled . . . . \$19.95  
 Disk Basic Unravelled . . . . . \$19.95  
 ALL 3 BOOKS . . . . . ONLY \$49.95

**STAR PRINTERS**

Gemini 10X		\$279
Gemini 15X	120 cps	\$399
Delta 10	160 cps & 8K buffer	\$415
Delta 15		\$549
Radix 10	200 cps & 16K buffer	\$615
Radix 15		\$715
PowerType	DaisyWheel	\$399
PBH Serial to Parallel switch selectable printer and modem interface		\$79.95
Purchased with Printer		\$59.95

★★★★★★★★★★★★★  
**SPECIAL OF THE MONTH**  
**JUNIOR'S REVENGE (32K)**  
 TAPE ONLY **\$21.50**

**MONITORS AND INTERFACE**

Zenith ZVM-123 Green **\$129.95**  
 Zenith ZVM-122 Amber **\$149.95**  
**BMC 9191 U+** + medium res. w/sound **\$289.95**  
**\$5 OFF Monitor with Video Plus purchased.**

**VIDEO PLUS** Color or monochrome for COCO . . . . . \$24.95  
**VIDEO PLUS II C**  
 Color for COCO 2 . . . . . \$39.95  
**VIDEO PLUS II M**  
 Monochrome for COCO 2 . . . . \$26.95

## TAKE 20% OFF ANY SOFTWARE ORDER

All games are in 16K machine language unless noted.

TOM MIX SOFTWARE		TAPE	DISK
* <b>DRACONIAN</b> (32K) Will you be the next victim?		\$27.95	\$30.95
** <b>SKRAMBLE</b> Challenging destroy mission.		\$24.95	\$27.95
* <b>CRASH</b> (32K) Mario is back again!		\$24.95	\$27.95
* <b>WORLDS OF FLIGHT</b> (32K) Super realistic.		\$29.95	\$32.95
* <b>SR-71</b> (32K Ext. Basic) A must for the adventurous.		\$28.95	\$31.95
* <b>TOUCHSTONE</b> (32K) Excellent graphics.		\$27.95	\$30.95
* <b>BUZZARD BAIT</b> (32K) Just outstanding!		\$27.95	\$30.95
* <b>TRAP FALL</b> Just like Pitfalls.		\$27.95	\$30.95
* <b>THE KING</b> (32K) Just outstanding!		\$26.95	\$29.95
SPECTRAL ASSOCIATES		TAPE	DISK
* <b>GALAGON</b> (32K) Truly state-of-the-art.		\$24.95	\$28.95
* <b>COLOR PANIC</b> (32K) Excellent.		\$24.95	\$28.95
* <b>CUBIX</b> (32K) Outstanding with 16 skill levels.		\$24.95	\$28.95
** <b>FROGGIE</b> (32K) The best of its type.		\$24.95	\$28.95
* <b>LUNAR-ROVER PATROL</b> (32K) Just outstanding.		\$24.95	\$28.95
<b>GEOGRAPHY PAC</b> Excellent learning tool with 4 color hi-res. maps. Extended Basic required.		\$32.95	—
* <b>LANGER</b> (32K) Excellent Joust-type game.		\$24.95	\$28.95
* <b>MS. GOBBLER</b> (32K) Outstanding with 4 different mazes and 16 skill levels.		\$24.95	\$28.95
* <b>WHIRLYBIRD RUN</b> Excellent.		\$24.95	\$28.95
* <b>GHOST GOBBLER</b> Highly rated Pac Man-type with 16 skill levels and lots of action.		\$21.95	—
INTRACOLOR		TAPE	DISK
** <b>INTRACOLOR GRAND PRIX</b> Exciting racing game.		\$34.95	\$34.95
** <b>WILLY'S WAREHOUSE</b> (32K) Excellent graphics & sound.		\$34.95	\$34.95
** <b>CANDY CO.</b> (32K) Can you save Q.P. Doll? Over 1000 frames.		\$34.95	\$34.95
** <b>COLORPEDE</b> Just like the arcade.		\$29.95	\$34.95
* <b>ROBOTTACK</b> Just like the arcade.		\$24.95	\$27.95
DATA SOFT		TAPE	DISK
* <b>ZAXXON</b> (32K) Sega's official version.		\$39.95	\$39.95
** <b>POOYAN</b> (32K) Konami's official version. Tape & disk included.		\$29.95	
** <b>MOON SHUTTLE</b> Nichibutsu's official version. Tape and disk included.		\$29.95	

COMPUTERWARE		TAPE	DISK
* <b>JUNIOR'S REVENGE</b> (32K) Exciting!		\$28.95	\$31.95
* <b>GRAN PRIX</b> (32K) Challenging race.		\$21.95	\$24.95
* <b>DOODLE BUG</b> Just like Ladybug.		\$26.95	\$29.95
ANTECO SOFTWARE ROMPAK ONLY		TAPE	DISK
* <b>8-BALL</b> For the pool-table lover.		\$29.95	
* <b>GHOST GOBBLER</b> by Spectral Associates		\$26.95	
* <b>WHIRLYBIRD RUN</b> by Spectral Associates		\$26.95	
ADVENTURE INTERNATIONAL		TAPE	DISK
<b>SAIGON: THE FINAL DAYS</b> The most truly unique adventure ever.		\$24.95	—
<b>ADVENTURELAND</b> Wander through an enchanted realm and try to recover the 13 lost treasures.		\$19.95	—
<b>EARTHQUAKE</b> You will fear for more than your own life.		\$24.95	—
** <b>SEA DRAGON</b> (32K) Outstanding underwater thrills and chills.		\$34.95	—

**UTILITIES AND APPLICATIONS**

<b>RAINBOW SCREEN MACHINE</b>	\$29.95	\$32.95
<b>SUPER SCREEN MACHINE</b>	\$44.95	\$47.95
<b>TELEWRITER-64</b>	\$49.95	\$59.95
<b>MASTER DESIGN</b>	—	\$34.95
<b>PRO-COLOR-FILE *ENHANCED*</b>	—	\$79.95
<b>COLORCOM/E</b> Rompak or Disk		\$49.95
<b>CCEAD</b>	\$ 6.95	—
<b>64K DISK UTILITY</b>	—	\$21.95
<b>TAPE UTILITY</b>	\$24.95	\$24.95
<b>MULTIPAK CRACK</b>	—	\$24.95
<b>HOME BASE</b>	—	\$49.95
<b>WORK BASE I</b>	—	\$64.95
<b>WORK BASE II</b>	—	\$79.95

\*Requires Joystick      \*\*Joystick Optional

**WE PAY POSTAGE** on all orders in the United States & Canada. Overseas please add \$3.00. (MN Res. add 6% sales tax.)  
 We accept Visa, Mastercard, check or money order. U.S. funds only for foreign orders. C.O.D. please add \$2.00  
 Send to: **SELECTED SOFTWARE, P.O. Box 32228, Fridley, MN 55432**

**24 HOUR ORDER LINE**  
**(612) 757-2439**

Why do we call this exercise in math and logical thinking the Mad Adder? Well, how much are two ducks to the base 10?

# The Mad Adder

By Larry K. Gage



The *Mad Adder* is a mathematical logic-type game. The object of the game is to figure out the proper number replacements for each symbol so that the problem is a mathematically correct addition problem. An addition problem will be shown with the numerals replaced by graphics symbols. Each symbol shown represents one (and only one) number and likewise a number is represented by only one symbol.

To play *Mad Adder*, insert the cassette and type *CLOAD "MADADDER"* and ENTER. The program uses the highest resolution graphics (*PMODE4*) and four colors, and requires 32K memory to run. Type *RUN* and program execution will begin. A simple explanation of the game's object will be given and then followed after an interval by an example problem. The time interval is used by CoCo for drawing, coloring, and getting the symbols into arrays.

After the example problem is completed you continue program execution by pressing any key. CoCo will then respond by asking you to enter the difficulty level (one, two or three) that you wish to try. Level one is the easiest (numbers between one and 199) and level three, the most difficult (numbers between one and 19,999).

The graphics addition problem will be drawn and you will be asked your guess for the numeric value of the upper-right symbol. Respond by pressing a number key from zero through

(Larry Gage is a civil engineer employed by the State of California-Department of Water Resources. He is interested in educational applications and graphics with the Color Computer.)



Peripherals Corporation

# THE INTRONICS EPROM PROGRAMMER

Price: \$140.

## NEW VERSION 2.5

- Plugs into ROM pack port.
- Now programs 8K X 8 EPROM in 15 Seconds.
- On board firmware included.
- No personality modules required.
- Will program most EPROM's.
- High quality zero insertion force EPROM socket.

Enclosed in  
Molded Plastic Case



Peripherals Corporation

## SPLC-1 Lower Case FULLY ASSEMBLED, TESTED & GUARANTEED FOR 90 DAYS \$59.95

FOR THE COLOR COMPUTER & TDP-100  
 TRUE LOWER CASE CHARACTERS  NO CUTTING OR SOLDERING  FULLY COMPATIBLE WITH ALL TRS-80C (SPECIFY REVISION BOARD) [NOT COMPATIBLE WITH COCO 2]  INVERTED VIDEO AT A FLIP OF A SWITCH

### YOUR SOURCE FOR THE COLOR COMPUTER

* DRIVE 0 FOR COCO .....	\$329
* DRIVE 1 FOR COCO .....	\$198
*GUARANTEED FOR ONE FULL YEAR	

- DISK CONTROLLER FOR COCO ..... \$139
- RS-232 PORT EXPANDER ..... \$ 30
- POWER-ON L.E.D. KIT ..... \$ 6
- FRONT RESET SWITCH KIT ..... \$ 7
- LIBRARY CASE *HOLDS 70 DISKS* ..... \$ 23
- NEW MULTI-COLOR RAINBOW DISKS .. \$ 25
- ELEPHANT DISKS SSDD ..... \$ 23
- 8 PRIME 64K RAM-CHIPS ..... \$ 50
- GEMINI 10X PRINTER ..... \$299
- HAYES SMART MODEM 300 ..... \$215
- F-A-S-T- UPGRADE SERVICES ..... \$CALL!**

## NEW SOFTWARE

### OS-9BBS ..... \$89.95

- MULTI-USER CAPACITY  FASTER THAN MOST BBS's
- MULTI-TASKING (NO LONGER COMPLETELY TIES UP YOUR COCO)  REQUIRES OS-9 AND BASIC 09

### OS-9 40-Track Program ..... \$24.95

- NOW OPERATE 35/40/80 DOUBLE SIDE, DOUBLE DENSITY DRIVES UNDER OS-9

### 64K Terminal Package ..... \$19.95

- AFFORDABLE  REQUIRES 64K MEMORY  GIVES YOU 52-58K BUFFER  WRITES TO DISC  READS IN FROM DISC  STANDARD DISPLAY



(Dealer Inquiries Invited)

- MINIMUM \$2.00 SHIPPING & HANDLING.
- NYS RESIDENTS ADD SALES TAX.
- ALL OTHER ORDERS ADD 4% SHIPPING.



Peripherals Corporation

62 COMMERCE DRIVE  
FARMINGDALE, NY 11735  
**(516) 249-3388**

Formerly Saturn Electronics Company Inc.

\*OS-9 IS A REGISTERED TRADEMARK OF MICROWARE, INC.

nine. Your entry will be inserted into the appropriate spots in the numeric solution area of the screen and you will be asked for your guess for the next symbol. The program does not allow you to enter the same number for two different symbols.

After you have made a guess for each symbol, CoCo will inform you if your guesses result in a mathematically correct addition problem or not. If it is correct, the screen will show "good solution" and then tell you the length of time you required to solve the problem, as

well as the number of clues given. It then re-initializes as necessary and asks you to enter the difficulty level for another problem. If your guesses did not result in a mathematically correct addition problem, your incorrect solution will be erased and the number of tries you have attempted will be shown. If you want a clue, press 'C' when asked for a guess. If CoCo responds "you already guessed that" when you press 'C', then you have already made an erroneous guess. (At that point you may want to start over on

the same problem — which can be done by pressing 'S'.)

### Important Notes

- 1) You are only allowed nine tries to solve any problem.
- 2) If a problem appears too difficult, simply press 'Q' when you are asked to guess the value of a symbol, enter the difficulty level you desire, and a new problem will be generated.
- 3) If you discover you have "messed up" and want to start over on the same problem simply press 'S'.

46..... 80	1000 .... 146
225..... 70	1150 .... 179
350..... 192	1300 .... 65
600..... 190	1550 .... 17
790..... 225	END .... 193

The listing:

```

5 'MADADDER V1.9 11/08/83
10 CLS0:PRINT@42,"the";:PRINT@46
,"mad";:PRINT@50,"adder";:PRINT@
64,"1";:PRINT@66,"k";:PRINT@68,"
gage";:PRINT@83,"copyright";:POK
E1116,49:POKE1117,57:POKE1118,56
:POKE1119,51:X=RND(TIMER):'V 1.1
15 FORI=1024 TO 1055:POKEI,182:N
EXTI
16 FORI=1504TO1535:POKEI,246:NEX
T
20 PRINT@160," THE OBJECT OF THI
S GAME IS TO SOLVE A MATHEMATIC
AL PROBLEM IN WHICH THE NUMBERS
0 THRU 9 HAVE BEEN REPLACED BY U
NIQUE SYMBOLS.";
25 POKE178,0:GOSUB1570
30 PCLEAR4:PMODE4,1:COLOR0,1:PCL
S
40 DIM N1(15),N3(15),N4(15),N8(1
5),N9(15),N0(15),AN(3),AR(13),AA
(13),Z*(10),J(10),M1(15),M2(15),
M3(15),M4(15)
45 PRINT@420,"BE PATIENT--I'M DR
AWING";
46 GOSUB1590
50 FORI=1TO10:J(I)=I:NEXTI
55 GOSUB1580:PCLS
60 SA=0:GOSUB1330:LX=24:LY=24
70 XX=10:YY=10:LINE(9,9)-(35,35)
,PSET,B:DRAW"BM22,33E10UEU6HUH2L
5G3H3L5G2DGD6DFD10":POKE178,13:P
AINT(11,11),,0
80 GET(10,10)-(34,34),N1,G
85 POKE178,0
120 X=72:Z=0:CL=0:NT=1:GOSUB1570

```

```

125 GOSUB1580
130 POKE178,1:FORY=28TO34:FORQ=X
-Z TO X+Z STEP2:LINE(Q,Y)-(Q,Y),
PSET:NEXTQ:Z=Z+2:NEXTY:LINE(72,1
8)-(72,28),PSET:FORY=10TO18:FORX
=62TO82STEP2:LINE(X,Y)-(X,Y),PSE
T:NEXTX,Y:POKE178,157
140 GET(60,10)-(84,34),N4,G
145 POKE178,0
191 CIRCLE(22,52),12,,.7:CIRCLE(
22,52),10,,.8:CIRCLE(22,52),8,,.
7:POKE178,130:PAINT(22,52),,0:PO
KE178,0:PAINT(31,52),,0
192 GET(10,40)-(34,64),N3,G
195 GOSUB1580
210 PRINT@416,"A SAMPLE PROBLEM
IS COMING UP.. PRESS ANY KEY AFT
ER SAMPLE PROB ";
220 DRAW"BM197,10M+4,+8M209,22M-
8,+4M197,34M-4,-8M185,22M+8,-4M1
97,10":CIRCLE(197,22),6,,.9:PAIN
T(200,20),4 *STAR
225 GOSUB1570
230 GET(185,10)-(209,34),N8,G
240 YY=100:XX=100:LX=8:LY=24:GOS
UB320:XX=116:GOSUB320:XX=101:YY=
100:LY=8:LX=24:GOSUB320:YY=116:G
OSUB320:GET(100,100)-(124,124),N
9,G:LY=24
250 XX=219:YY=10:GOSUB320
255 POKE178,31:PRINT@326,"G O O
D L U C K";
260 LINE(219,22)-(237,34),PSET,B
F:LINE(224,10)-(241,22),PSET,BF
265 POKE178,0:LINE(216,36)-(244,
9),PSET
270 GET(218,10)-(242,34),N0,G:PO
KE178,0
280 GOSUB1460
285 GOSUB1580
290 IFSA=0THENDL=1:NT=9:GOTO310
300 GOSUB1460:GOSUB1480
310 PCLS:CLS0:GOTO340
315 GOSUB1580
320 FORM=YY TOYY+LY:FORN=XX TO X

```

```

X+LX STEP2:LINE(N,M)-(N,M),PSET:
NEXTN,M:RETURN
330 '---SET UP VALID PROBLEM---
340 X=RND(9899):AN(1)=RND(X)+100
:AN(2)=RND(9899)+100
350 Z=-1*(DL=3)-10*(DL=2)-100*(D
L=1)
360 FORI=1TO2:AN(I)=INT(AN(I)/Z)
:IFAN(I)<1THENAN(I)=1
370 NEXTI
380 AN(3)=AN(1)+AN(2)
385 GOSUB1580
390 ' --- SHUFFLE SYMBOLS---
400 FORI=1TO20:X=RND(10):Y=RND(1
0):IFX=Y THEN420
410 Z=J(X):J(X)=J(Y):J(Y)=Z
420 NEXTI
430 '--- SET PROB ARRAY LOCS NEG
440 FORI=1TO13:AR(I)=-1:NEXTI:NM
=0
450 FORI=1TO3:NM=NM+1:Z(I)=INT(A
N(I)/10):AR(NM)=AN(I)-10*Z(I)
460 NEXTI:GOSUB1580
470 FORI=1TO 3:FORJ=1TO3
480 NM=NM+1:IFZ(J)=0THEN490ELSEA
R(NM)=Z(J)-INT(Z(J)/10)*10:Z(J)=
INT(Z(J)/10)
490 NEXTJ


```

```

500 NEXTI
510 IFAN(3)>9999THENAR(13)=1
520 LY=132
530 FORI=1TO13:Z=AR(I):LX=118
540 IFI>3THENLX=90:IFI>6THENLX=6
2:IFI>9THENLX=34:IFI=13THENLX=6
:LY=132:GOTO580
550 IFLY=132THENLY=70:GOTO580
560 IFLY=100THENLY=132
570 IFLY=70THENLY=100
580 GOSUB630:NEXTI
590 LINE(0,95)-(12,95),PSET:LINE
(0,94)-(12,94),PSET:LINE(6,89)-(
6,101),PSET:LINE(7,89)-(7,101),P
SET ' + SIGN
600 LINE(12,127)-(144,128),PSET,
B
620 GOTO800
630 Y=Z:IFZ=0THENY=10
640 IFY<0THEN RETURN
650 FORM=1TO10:IFY=J(M)THEN660EL
SENEXTM
660 XL=LX+24:YL=LY+24
670 ON M GOTO 690,700,710,720,73
0,740,750,760,770,680
680 PUT(LX,LY)-(XL,YL),N0,PSET:R
ETURN
690 PUT(LX,LY)-(XL,YL),N1,PSET:R
ETURN
700 PUT(LX,LY)-(XL,YL),M1,PSET:R
ETURN
710 PUT(LX,LY)-(XL,YL),M2,PSET:R
ETURN
720 PUT(LX,LY)-(XL,YL),M3,PSET:R
ETURN
730 PUT(LX,LY)-(XL,YL),M4,PSET:R
ETURN
740 PUT(LX,LY)-(XL,YL),N3,PSET:R
ETURN
750 PUT(LX,LY)-(XL,YL),N4,PSET:R
ETURN
760 PUT(LX,LY)-(XL,YL),N8,PSET:R
ETURN
770 PUT(LX,LY)-(XL,YL),N9,PSET:R
ETURN
780 RETURN
790 GN=AR(I):CL=CL+1:GOTO960
800 DRAW"S4BM10,10D5R3U2D2R3U5BM
+3,+5U10D5R3D5BR3U4ER3D5UGLLBR6U
10D5L2R3BM+6,+5R4L4U5R4U5D10BR3U
5R4D5L4BR10U5D5R4U5D9LBM+5,-4U5R
4D5L4BR7U5D5R4U5"
810 DRAW"BM+6,+5R4L4U5R4D9LBM+4,
-4U5D5R4U5BR3R3FDL4U2D4FRREBR3FR
REUHLLHUERRFBM+3,+4FRREUHLLHUERR
FBR10D5BM+3,-1FRREUHLLHUERRFBM+8
,+4U8D3L2R4BM+3,+5U8D4R3FD3BM+3,
-3ERRFDL4U2D4FRRE"

```

## 6809 SYSTEM DEVELOPMENT



### EXPANSION HARDWARE FOR THE TRS-80 COLOR COMPUTER

#### XPNDRI™

##### CoCo Expander Card

Gold edge connector plugs into the CoCo cartridge connector. Signals are labeled on the bottom (wire side) with ground and power buses; plated through holes. The 4.3 x 6.2 inch glass/epoxy card is drilled for ICs and components. The finest bare breadboard for your CoCo. Includes 8 page *Application Notes* to help you get started.

**\$19.95 each or 2 for \$36**

#### SuperGuide™

Precision molded plastic insert designed specifically to align and support printed circuit cards in the CoCo cartridge slot; an unbreakable removable card guide. Patent Pending.

**\$3.95 each**



Available now from:

**ROBOTIC MICROSYSTEMS**

BOX 30807 SEATTLE, WA 98103

```

820 DRAW"BM10,30D3F2RE2U3BM+3,+5
U4ER3D5UFL3BR7U8BR3BD3D4FRRRU5BM
+3,+2UERRFDL4U2D4FRREBR7U3ERRFD3
GLLHBM+7,+1U7FERLGDDL2R4"
830 DRAW"BM+9,+4U8D3L3R4BM+3,+5U
8D3R3FD4BM+3,+0U5BM+0,-2UBM+7,+3
HLLGDFRRFDGLLHBM+10,+0FRREUHLHU
ERRFBM+3,-1D4FR3U5D8GBM+4,-4U5DE
RFD4U4ERFD4BM+3,+0U8D3R3FDDGL3BM
+8,+0HUERRFDDGLLBM+8,+0LU8"
840 DRAW"BM+6,+1ERRFDDLGD8D2D"
850 TIMER=0
860 NM=1:NE=0:LINE(158,130)-(256
,131),PSET,B
870 SCREEN1,1:FORI=1TO13:IFAR(I)
<0THEN1020
880 IFI=1 THEN910
890 FORJ=1 TO I-1:IFAR(I)=AR(J)T
HEN 1020
900 NEXTJ:NE=NE+1
910 Z=AR(I):LX=152:LY=21:LINE(18
0,20)-(240,45),PRESET,BF:GOSUB63
0
920 GOSUB1450:IFSA=0 THENGN=AR(I
):Q#=STR$(GN):GOTO960
930 GOSUB1520:FORW=1TO9:IFVAL(Q#
)=W THEN950ELSENEXTW
940 IFQ#="Q"THEN1540ELSEIFQ#="S"
THEN1132
945 IFQ#="C"THEN790ELSEIFQ#<>"0"
THEN920
950 GN=VAL(Q#):N=GN+1:Q#="V30;04
;L20;"+STR$(N):PLAY"XQ#;"
960 DRAW"S3BM200,45"+Z$(GN)
970 IFI=1THEN1000
980 FORIA=1 TO I-1:IFGN=AA(IA)TH
ENGOSUB1280:GOTO920
990 NEXTIA
1000 FORIA=I TO 13:IFAR(IA)=AR(I
)THENGOSUB1210
1010 NEXTIA
1020 NEXTI
1030 FORZ=1TO13:IFAA(Z)<0THENAA(
Z)=0
1040 NEXTZ
1050 A1=AA(1)+AA(4)*10+AA(7)*100
+AA(10)*1000
1060 A2=AA(2)+AA(5)*10+AA(8)*100
+AA(11)*1000
1070 A3=AA(3)+AA(6)*10+AA(9)*100
+AA(12)*1000+AA(13)*10000
1080 GOSUB1470:IF A1+A2<>A3 THEN
1140
1090 DRAW"S7BM150,186U3R3D3L3R3D
3LBM+3,-3U3R3D3L3BR5U3R3D3L3BR8L
3U3R3U3D6BR6R3U3L3U3R3BD6BR2U3R3
D3L3BR6U6D6BR3U3D3R3U3D3BR3U6D3L
2R4BD3BR2U3D3BR2U3R3D3L3BR5U3DER

```



```

2FD3"
1100 SCREEN1,1:GOSUB1460
1110 IFSA=0THENSA=1:GOSUB1520:GO
TO1130
1120 GOSUB1560:CLS3:T=TIMER:PRIN
T@133,"YOUR SOLUTION TIME WAS";:
PRINT@170,INT(T/3600);"MIN";INT(
INT(T/6-INT(T/3600)*600+.5)/10);
"SEC";:PRINT@229,"AT DIFFICULTY
LEVEL ";DL;:PRINT@295,"WITH ONLY
";CL;" CLUES";:GOSUB1460:SCREEN
1,1
1130 GOSUB1480:PCLS:TIMER=0:NM=1
:NT=0:CL=0:GOTO340
1132 SOUND8,1:DRAW"S8BM165,183L3
DR3D2L3BR5U4DLR2BR2BDGDREDU2LBRB
D2RBR2U3DEGDDU2BR3RRLU2D4BR8EHL
GDFRBR4HU2BR3DGGBR5HUEFDL2FREBR2
BDU3DE":GOSUB1460:GOTO1160
1140 'BAD SOLUTION
1150 SOUND2,4:DRAW"S8BM180,183D3
RU2D2RU3BR2D3U3R2FGL2R2FBR2BU3R3

```

```

D3L3U3BR5D3U3F3U3BR5L3D3R3UL":GO
SUB1460
1160 SCREEN1,1
1170 NT=NT+1:NM=1:IFNT>9THENGOSU
B1550:GOTO1130
1180 SCREEN1,1:IA=NT:GN=AR(IA):D
RAW"BM14,64S6DU4L2R4BR2R3FDGF2H2
L3U3D4BR6U4BR6L4D2R3L3D2R4BR2R3E
UHL2HER3BR3R4BD2L4"
1190 LINE(65,50)-(88,66),PRESET,
BF:DRAW"S2BM66,65"+Z$(NT)
1200 GOSUB1530:GOTO860
1210 X$="236":Y$="96":IFIA>3THEN
X$="216":IFIA>6THENX$="196":IFIA
>9THENX$="176"
1220 IFIA=13THENX$="156":Y$="154
"
1230 IFIA-3*INT(IA/3)=0 THENY$="
154"
1240 IF(IA+1)-3*INT((IA+1)/3)=0
THENY$="126"
1250 Q$="BM"+X$+", "+Y$
1260 DRAW Q$+Z$(GN)
1270 AA(IA)=GN:RETURN
1280 DRAW"S8BM10,180D3R3U3D6U3BR
2U3R3D3L3BR5U3D3R3U3BR5BDD2U2ER3
D3UGL2BR6U6D6BR3U3DERBD3BR5LHUE
FL3FREBR3BD2U2ER2D3UGL2BR8L3U3R3
U3D6BR2U3D3R3U3D6"
1290 DRAW"BR7U6L3D3R3BR2U3D3R3U3
BR3BURFDL3EGDFREBR2BDR3U2L3UR3BR
5L3DR3D2L3BR7EGLHUR3HLGDBR8BU2L3
D3R3U6BR7D6U3L2R4BR2R3D3BL2U6D6B
R4U2ER2D3UGL2BR6U6D3L2R4"
1300 GOSUB1460:LINE(10,170)-(256
,191),PRESET,BF
1310 RETURN
1320 SCREEN1,1:GOTO1320
1330 'NOS DEFINED
1340 Z$(0)="S3BR2H4U14E4R8F4D14G
4L8"
1350 Z$(1)="BR9R6L3U21G6"
1360 Z$(2)="BR18L14U4E4R6E4U4H4L
8G6"
1370 Z$(3)="BE4F4R6E4U4H3L4R4E3U
4H3L6G4"
1380 Z$(4)="BR10U24BL2D2M-8,+14R
16"
1390 Z$(5)="BR2R4E10U2H3L9U8R14"
1400 Z$(6)="BR3BE3F3R6E4U6H4L8DB
U16E3R6"
1410 Z$(7)="BR7M+11,-23L14"
1420 Z$(8)="BR6H2U8E2R14F2D8G2L1
4BU12R2H2U8E2R10F2D8G2"
1430 Z$(9)="BR10M+8,-12U9H3L9G3D
9F3R12"
1440 RETURN
1450 LINE(179,25)-(220,45),PRESE

```

```

T,BF:RETURN
1460 FORMM=1TO1000:NEXTMM:RETURN
1470 FORMM=1TO13:AA(MM)=-1:NEXTM
M:RETURN
1480 PRINT@352," ENTER DIFFICULT
Y LEVEL (1,2,3) ";;SA=1
1490 Q$=INKEY$:IFQ$=""THEN1490EL
SEDL=VAL(Q$)
1500 IFDL<1 OR DL>3THEN1490
1510 PRINT@432,DL;;RETURN
1520 Q$=INKEY$:IFQ$=""THEN1520EL
SERETURN
1530 LINE(154,70)-(256,191),PRES
ET,BF:RETURN
1540 CLS4:GOSUB1580:PRINT@128,"
MAYBE THAT WAS TOO HARD, *
*****LET'S TRY AGAIN.*****"
:GOTO1130
1550 CLS7:GOSUB1570:PRINT@133,"I
ONLY ALLOW 9 TRIES.":;PRINT@197
,"BETTER LUCK NEXT TIME.":;RETUR
N
1560 FORMM=1TO3:PLAY"04:L255;V31
;1;2;3;4;5;6;7;8;9;10;11;12;11;9
;7;5;3;1":NEXTMM:RETURN
1570 PLAY"L255;05;V31;12;11;10;9
;8;7;6;5;4;3;2;1;02;12;11;10;9;8
;7;6;5;4;3;2;1":RETURN
1580 FORMM=1TO3:MK=RND(255):SOUN
DMK,1:NEXTMM:RETURN
1590 PCLS
1600 CIRCLE(12,12),11:CIRCLE(12,
12),6,0,.9,.1,.35:DRAW"BM9,8D2LU
2RBR6D2RU2L"
1610 GET(0,0)-(24,24),M1,G
1620 PUT(100,100)-(124,124),M1,
PSET
1630 DRAW"BM25,23M32,9M40,16M25,
23BM28,22U7R12L4D3U7L6BM32,9D11L
6BM30,12HUUEUERRERRFRF4D5GDDGDU
3":POKE178,13:PAINT(32,8),,0:POK
E178,0
1635 GET(25,1)-(49,25),M2,0
1640 DRAW"BM57,25E2U2H3U2HU2EU2E
U4F2EURER5FRF2D4R4ERF65L7E5U3HL2
GD6U5HL2GD7GDHFR10E4UBM66,25H3U2
E3BL5BGH2U2E2BR6UBR4U"
1642 POKE178,154:PAINT(73,12),,0
:POKE178,0
1645 GET(53,1)-(77,25),M3,G
1646 PUT(140,101)-(163,124),M3,P
SET
1650 DRAW"BM113,8RE2R3F3DF2D4GDG
2DGL4HGL4HUH2UHU4EUE3R3F2RM-3,-6
L2M+5,+6BH3HL3G3LHDF4RE3U":POKE1
78,17:PAINT(113,18),,0:POKE178,0
1655 GET(101,1)-(125,25),M4,G
2000 RETURN

```



# TALKHEAD FOR THE 'REAL TALKER'

**"Way beyond anything you have ever seen for the CoCo"**

That's a strong statement, we know. But wait until you see 'TALKHEAD'! It's a dazzling creation—easily the most impressive display of CoCo graphics you can buy!

If you have a 'REAL TALKER' voice synthesizer, DO NOT deprive yourself of this absolutely incredible Talking Head simulation program! TALKHEAD uses the 'Real Talker' and extremely high speed/high resolution machine language to create an audio-visual simulation that clearly goes way, way beyond anything that you have ever seen on ANY home computer!


TALKHEAD's fast, smooth-talking animation is so stunningly life-like that it resembles a movie more than a cartoon! This page shows some still shots of the actual moving image as it will appear on your TV screen.

And, TALKHEAD is a real snap to use in Basic, thanks to a new command that we give you: SAY. Type SAY "ANYTHING YOU WANT" and Talkhead instantly appears and speaks ANY text—it has an unlimited vocabulary!

**The most impressive CoCo program you can buy . . .**

'TALKHEAD' is available on cassette or disk (please specify) for **only \$29.95**. The cassette version can be transferred to disk in case you ever upgrade. TALKHEAD requires 64K of memory and a Colorware 'REAL TALKER' voice pak.

PROGRAM BY TIM JENISON      SPEECH PROGRAMMING BY H. PUNYON



**ONLY \$29<sup>95</sup> FROM COLORWARE**



*'TALKHEAD's eyes, mouth and jaw move, realistically animating his speech. The effect is amazing!*

## MORE SOFTWARE FOR THE 'REAL TALKER' VOICE PAK

### STELLAR SEARCH ADVENTURE

If you ever had an urge to command the USS Enterprise, this talking version of 'STELLAR SEARCH' from Owl-Ware is for you! It uniquely combines the best aspects of 'adventure' and graphic 'action' type games and puts the 'Real Talker' voice pak to good use. You'll find graphics galore in this exciting package containing more than 86K of action adventure. Requires 32K and a 'Real Talker' voice pak. **Cassette.....\$24.95. Disk.....\$26.95**

### TALKING EDUCATIONAL SOFTWARE

SOFTWARE FOR CHILDREN FROM COMPUTER ISLAND

Math Drill .....\$ 9.95  
Foreign Languages.....\$ 9.95  
Spelling Tester .....\$ 9.95

**All 3 for Only .....\$24.95**  
Requires 16K and a Colorware 'Real Talker' voice pak.

### ADVENTURE STARTER

The popular 'ADVENTURE STARTER' from Owl's Nest Software is now available in a speaking version for the 'Real Talker' voice synthesizer. Adventure Starter is a painless and enjoyable way to learn about computer adventure games. Included are two adventures. The first is "MYHOUSE", an easy game with plenty of help and hints. A second adventure, 'PIRATES', is more challenging. Both are great fun for the adventure minded. This is the only way to get into CoCo adventuring! Requires 16K Extended Basic and a 'REAL TALKER' voice pak. **Cassette, only \$17.95.**




COLORWARE INC.  
78-03 Jamaica Ave.  
Woodhaven, NY 11421  
(212) 647-2864



### ★ ★ ★ ORDERING INFORMATION ★ ★ ★

ADD \$2.00 PER ORDER FOR SHIPPING & HANDLING.  
C.O.D.'S: ADD \$3.00 EXTRA.  
SHIPPING & HANDLING FOR CANADA IS \$4.00  
WE ACCEPT VISA, MASTER CARD, M.O.'S, CHECKS.  
N.Y. RESIDENTS MUST ADD SALES TAX.  
ALL SOFTWARE ON THIS PAGE REQUIRES A  
COLORWARE 'REAL TALKER' VOICE PAK.

# THE TOP 4 COCO GAMES...




## CUBIX

By Spectral Associates. Very much like the arcade smash! Jump little Cubix around the 3D maze trying to change the color of all the squares. With Death Globes, Discs, Snakes, etc. 32K Tape: \$24.95

## ZAKSUND

From Elite Software comes this fantastic arcade style space action game with 3 different stages of moving 3-D graphics. You've never seen anything like this on your CoCo! Great sound too! 32K Tape: \$24.95




## THE KING

Previously called 'Donkey King', you simply cannot buy a more impressive game for your CoCo. With 4 different screens and loads of fun! From Tom Mix Software. 32K Tape: \$25.95

## GHOST GOBLER

From Spectral Assoc. This "PAC" theme game has been improved several times. It is definitely the best of its type. Brilliant color, action and sound, just like an arcade. 16K Tape: \$24.95



## COLORCADE SUPER JOYSTICK MODULE

WITH RAPID FIRE!



ONLY \$19.95

JOYSTICK INTERFACE/RAPID FIRE/6 FT. EXTENDER ALL IN ONE! The Colorcade allows connection of any Atari type joystick to your CoCo (including the Wico Red Ball). These switch type sticks are extremely rugged and have a taster and more positive response. They will improve the play of almost any action game.

An adjustable speed rapid fire circuit is built in. Press your fire button and get a great burst of fire instead of just a single shot! You get a real advantage in shooting games that do not have repeat fire.

## ATARI JOYSTICK

ONLY \$8.50



THE BEST YOU CAN BUY WICO #15-9730

~~\$34.95~~  
\$29.95

WICO FAMOUS "RED BALL"



## ROM/PROJECT/PRODUCT CASE



Give a professional look to your project or product! High quality 3 piece injection molded plastic with spring loaded door. Designed especially for the CoCo ROM slot.

2 - 4 pcs. .... \$5.50 Ea.  
5 - 9 pcs. .... \$3.50 Ea.  
10 - 99 pcs. .... \$2.75 Ea.  
100 & UP. .... Call Us.

P.C. board for 27XX EPROMS. . . \$4.00 Ea.

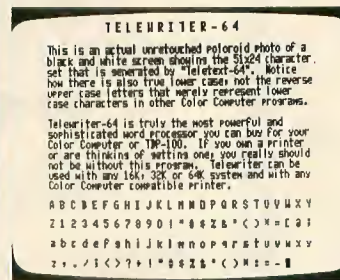
## COLORWARE LIGHT PEN



ONLY \$19.95  
WITH SIX FREE PROGRAMS ON CASSETTE!

The Colorware Light Pen plugs directly into your joystick port and comes with six fun & useful programs on cassette. Easy instructions show how to use it with Basic and it's compatible with light pen software such as Computer Island's "Fun Pack." Order yours today. Only \$19.95 complete.

## TELEWRITER-64



DISK ..... \$59.95  
CASSETTE... \$49.95

Colorware researched the word processors available for the Color Computer. This is the best. Telewriter-64 is a truly sophisticated system that is marvelously easy to use. It works with any 16K, 32K or 64K system and any CoCo compatible printer.

## TOP-RATED COCO WORD PROCESSOR

TOLL FREE ORDERING  
800-221-0916

ORDERS ONLY. N.Y. & INFO CALL (212) 647-2864



# 'REAL TALKER'

## HARDWARE Voice Synthesizer

**NEW** from  
**COLORWARE..**  
**only... \$59.95**

**THINKING OF BUYING A  
COCO VOICE SYNTHESIZER?  
READ THIS....**

Making your computer talk couldn't be any easier! 'Real Talker' is a full featured, ready to use, HARDWARE voice synthesizer system in a cartridge pak. It uses the Votrax SC-01 phoneme synthesizer chip to produce a clear, crisp voice.

### FREE TEXT-TO-SPEECH

Included free with 'Real Talker' is Colorware's remarkable Text-to-Speech program. This is a truly powerful machine language utility. What it does is automatically convert plain English to speech. And it has an unlimited vocabulary! For example, use it in the direct mode: Type in a sentence or a paragraph, even mix in numbers, dollar signs, etc., then press enter. The text is spoken. At the same time a phoneme string is generated which can be saved to cassette or disk, modified or used in a Basic program.

We originally planned to sell this major piece of programming for about \$40.00 but decided it was so useful that no 'Real Talker' user should be without it. Besides, it really shows off the capability of 'Real Talker'.

Also included with 'Real Talker' is our unique Phoneme Editor program. It allows you to explore and create artificial speech at the phoneme level. Phonemes are the fundamental sounds or building blocks of word pronunciation. There are 64 different phonemes, as well as 4 inflection levels at your disposal. Creating and modifying speech at the phoneme level is both fascinating and educational. The Phoneme Editor may also be used to customize the pronunciation of speech produced by the Text-to-Speech program.



You don't have to use any of our utility programs though. If you write your own Basic Programs, you will find the pocket sized Votrax Dictionary (included free) is all you need to make your own Basic programs talk. This dictionary gives you quick access to the phoneme sequences used to create approximately 1400 of the most used words in the English language.

How about compatibility? 'Real Talker' is compatible with any 16K, 32K, 64K, Extended or non-extended Color Computer. It works with any cassette or disk based system, with or without the Radio Shack Multi-slot expander. No other synthesizer under \$100 can make this claim. Most other CoCo voice synthesizers require an expensive Multi-slot expander in order to work with the disk system. 'Real Talker' requires only an inexpensive Y-adaptor. This is an important consideration if you plan on adding a disk or have one already.

'Real Talker' comes completely assembled, tested and ready to use. It is powered by the CoCo and talks through your T.V. speaker so there is nothing else to add. Price includes Text-to-Speech and other programs on cassette (may be transferred to disk), User Manual and Votrax Dictionary. ONLY ..... \$59.95

'Y-BRANCHING CABLE' For disk systems. This 40-pin, 3 connector cable allows 'Real Talker' to be used with any disk system ..... \$29.95

### YOU DECIDE....

Order yours today on our Toll-Free Order Line. If you are not delighted with your 'Real Talker' system, simply return it within 30 days for a prompt, courteous refund.

**COLORWARE**


COLORWARE INC.  
78-03F Jamaica Ave.  
Woodhaven, NY 11421  
(212) 647-2864



### \*\*\* ORDERING INFORMATION \*\*\*

ADD \$2.00 PER ORDER FOR SHIPPING & HANDLING.  
C.O.D.'S: ADD \$3.00 EXTRA.  
SHIPPING & HANDLING FOR CANADA IS \$4.00  
WE ACCEPT VISA, MASTER CARD, M.O.'S, CHECKS.  
N.Y. RESIDENTS MUST ADD SALES TAX.

# The


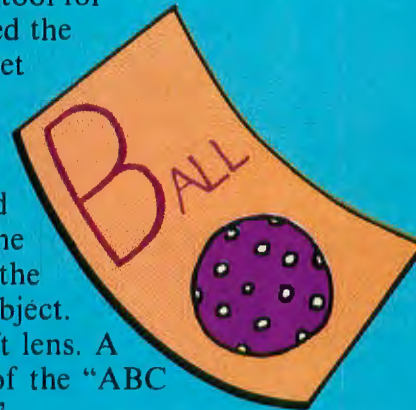


**W**hen I purchased my Color Computer, one of the major uses I envisioned was as a learning tool for my pre-school son. So, as soon as I learned the rudiments of graphics programming on the CoCo, I set out to teach it to my child. This program is a result of that effort.

The general idea behind the program is an interactive early reader. A picture of an object is displayed with its name written beneath. At the bottom of the screen is a pair of spectacles, and in the left lens of the spectacles appears the first letter of the name of the object. The child simply has to match the letter in the left lens. A correct response is rewarded with two measures of the "ABC Song." An incorrect response gets "the raspberries."

Program execution is relatively straightforward. Variables are initialized, and the controlling array is loaded from data. The array is two dimensional. It represents a table which is 26 rows long, the alphabet, and four columns wide. The four parts are: The string, which is used by the BASIC *DRAW* command to draw the letter; the string used by the *DRAW* command to draw the corresponding picture; a string of numbers which represents the letters in the word; and a one-character flag, which denotes whether the particular letter has been previously used.

The title screen is then displayed with the entire alphabet for an ABC Song sing-along, and the program then moves directly into the main interactive routines. The letter to be displayed is chosen in Lines 145 to 153. To prevent the



*(James Taylor is a warrant officer in the U.S. Coast Guard and is currently working to implement the Coast Guard's automated pay system at their new Pay and Personnel Center in Topeka, Kan. He previously managed Wang word processing/office automation systems for the Seventh Coast Guard District in Miami, Fla.)*



# Game

By James F. Taylor

game from getting repetitive, all letters must be used once before any are repeated. A random number is generated to point to the subscript with the appropriate data. If the fourth data element indicates that the letter is free (F), it is marked used (U) and control is returned to the display. If the letter is found to have been used, the list is scanned from the top for the first available letter. If none are found free, the list is re-initialized to free (F) and the random number generated is returned to the display routine.

The display routine uses the data elements to determine the length and letters in the word, and centers and draws the word on the screen. It then draws the picture and the letter in the spectacles. The display is erased by simply redrawing everything in the background color.

If your child tires of the content of the program, you can replace the picture and word elements of the data statements with your own. Each letter of the word is represented as a two digit number. For example, "FROG" would

be represented as "06181507" with "06" representing the sixth letter of the alphabet, F.

Well, I hope this program helps your kid(s) as much as it has mine. Not only can my son quickly identify (and write) all the letters, but he has also learned to spell most of the words in the program. Also, he has learned how to run the program, and he is now a pre-school touch-typist. I think I might be exaggerating just a little.

180..... 48	1000 .... 169
410..... 209	1060 .... 200
530..... 234	1130 .... 128
681..... 250	1200 .... 198
820..... 103	END .... 136

```

1 * *****
2 *      A B C   G A M E      *
3 *      (C)   1983          *
4 *      BY                    *
5 *      JAMES F. TAYLOR     *
6 *      P. O. BOX 208       *
7 *      MERIDEN, KS 66512   *
8 *      PH: (913) 484-2778  *
9 * *****
10 *
90 CLEAR 500
100 Q1$="70":Q2$="125"
110 A1$="166":A2$="125"
120 P1$="60":P2$="40"
130 RN=RND(-TIMER)
140 DIM D$(26,4)
145 *
150 * *****
160 * * Load controlling array *
170 * * from data statements   *
180 * *****
185 *
190 CLS3
200 FOR I=1 TO 26
210 FOR J=1 TO 4
220 READ D$(I,J)
230 PRINT@RND(500), "ABCGAME";
240 NEXT J
250 NEXT I
260 GOSUB 690' Draw title screen
270 GOSUB 850' Play ABC Song
275 *
280 * *****

```

```

290 * * Draw Playing Screen   *
300 * *****
305 *
310 PMODE4,1:COLORS,0:PCLS:SCREE
N1,1
320 FOR I=30 TO 40 STEP 10
330 CIRCLE(80,140),I
340 CIRCLE(176,140),I
350 NEXT I
360 PAINT(115,140),5,5
370 PAINT(211,140),5,5
380 DRAW"BM120,140E5R7F5"
390 DRAW"BM120,145E5R7F5"
400 PAINT(128,138),5,5
410 GOSUB 920' Get letter
411 * *****
412 * * Determine draw position *
413 * * of current word in play *
414 * * and draw on screen     *
415 * *****
420 WL=LEN(D$(RN,3))/2:PW=WL*14:
PS$=STR$(154-PW)
430 DRAW"C5S6BM"+PS$+",",70"
440 FOR I=1 TO WL*2 STEP 2
450 L=VAL(MID$(D$(RN,3),I,2)):DR
AW D$(L,1)
460 NEXT I
461 * *****
462 * * Draw picture & first   *
463 * * Letter of word        *
464 * *****
470 DRAW"S8BM"+Q1$+",", "+Q2$+D$(RN
,1)
480 DRAW"BM"+P1$+",", "+P2$+D$(RN,2
)
481 * *****
482 * * Get response and verify *
483 * *****
490 IN=0
500 A$=INKEY$:IFA$=""THEN500
510 IN=INSTR(1,"ABCDEFGHIJKLMNQP
RSTUVWXYZ",A$)
520 IF IN THEN DRAW "C5S8BM"+A1$
+",", "+A2$+D$(IN,1):GOTO 560
530 IN=INSTR(1,"abcdefghijklmnp

```

```

qrstuvwxyz",A$)
540 IF IN THEN DRAW "C5S8BM"+A1$
+","+"A2$+D$(IN,1):GOTO 560
550 GOTO 500
560 IF IN=RN THEN 600
561 '*****
562 '* Process incorrect re- *
563 '* with 'Raspberrys & erase*
564 '*****
565 '
570 PLAY "O2L100FFFFFFO1AAAAAAA
O2FFFFFF"
580 DRAW "C0BM"+A1$+","+"A2$+D$(I
N,1)
590 GOTO 490
591 '
592 '*****
593 '* Process correct response*
594 '* & erase all *
595 '*****
596 '
600 PLAY "O3L4CCGGAAAL2G"
610 DRAW "S8C0BM"+Q1$+","+"Q2$+D$(
RN,1)
620 DRAW "C0BM"+P1$+","+"P2$+D$(RN
,2)
630 DRAW "C0S8BM"+A1$+","+"A2$+D$(
IN,1)
640 DRAW "S6C0BM"+PS$+","70"
650 FOR I=1 TO WL*2 STEP 2
660 L=VAL(MID$(D$(RN,3),I,2)):DR
AW D$(L,1)
670 NEXT I
680 GOTO 410
681 '
682 '*****
683 '* Draw title screen *
684 '*****
685 '
690 PMODE3,1:COLOR2,3:PCLS:SCREE
N1,0
700 DRAW "BM10,10;ND172R234D172L2
34BG10U191R255D191L255"
710 PAINT(115,5),4,2
720 DRAW "C1S10BM44,30"+D$(1,1)+D
$(2,1)+D$(3,1)
730 DRAW "BM78,75"+D$(7,1)+D$(1,1
)+D$(13,1)+D$(5,1)
732 DRAW "BM82,115"+"S4"+"BR4G4D6
F4BR5BU14"+D$(3,1)+"F4D6G4BR9BU1
4"
733 DRAW "S4BR5NG3D14NL2R2BR3BU4;
F4R2E4U6H4L2G4F4R2E4;BR5F3NR2G3F
4R2E4H3E3H4L2G4BR15BD10BU7NU7R8N
R2NU7D7"
740 DRAW "C2S4BM37,145"
750 FOR I=1 TO 26
760 DRAW D$(I,1)
770 IF I=13 THEN DRAW "BM37,165"

```


```

780 NEXT I
790 FOR I=43 TO 208 STEP 15
800 CIRCLE (I,135),15,1,.3:PAINT
(I+10,135),2,1
810 NEXT I
820 CIRCLE (190,40),15,2:PAINT(1
90,40),2,2
830 DRAW "BM190,40;NU21NE25NR21N
F25ND21NG25NL21NH25"
840 RETURN
841 '
842 '*****
843 '* Play opening ABC song *
844 '*****
845 '
850 PLAY "L4CCGG03AAL26P255"
860 PLAY "L403FFEEL8DDDDL2CP255"
870 PLAY "L403GGFFEEL2DP255"
880 PLAY "L803GGGL3GP255L2FL4EEL2D
P255"
890 PLAY "P255L403CCGG03AAL26P255
"
900 PLAY "P255L403FFEEL2DDC"
910 RETURN
911 '*****
912 '* Generate next letter & *
913 '* prevent repeats *
914 '*****
915 '
920 RN=RND(26)
930 IF D$(RN,4)="U" THEN 950
940 GOTO 990
950 FOR I=1 TO 26
960 IF D$(I,4)="F" THEN RN=I:GOTO 99
0
970 NEXT I
980 FOR I=1 TO 26:D$(I,4)="F":NE
XT
990 D$(RN,4)="U"
1000 RETURN
1001 '
1002 '*****
1003 '* D A T A *
1004 '* Elements are: *
1005 '* LETTER DRAW STRING *
1006 '* PICTURE DRAW STRING *
1007 '* LETTERS IN WORD(1-26) *
* INITIAL 'FREE' FLAG *
1008 '*****
1009 '
1010 DATA "BD14U8NR10U2E4R2F4ND1
0BU4BR4","S5R20E10R70D10E12H12D1
0L70H10L20F12G12","0118181523","
F"
1020 DATA "ND14R8F2D2G2NL8F2D4G2
NL8BU14BR6","S3BR55BD20R50U50L50
ND50E20R50NG20D50G20","021215031
1","F"
1030 DATA "BR10BD4U2H2L6G2D10F2R

```

6E2U2BU10BR4", "S4R50E15R40D15R20  
F5D15L10H5L10G5F7R5E7BL20L68H5L1  
0G5F7R5E7BL20L3H5U10H5BR55E12R32  
D12L42", "030118", "F"  
1040 DATA "D14R6E4U6H4L6BR14", "S  
3BR35R50E5R30F5R15D2L15G5L30H5L5  
0U2BR5U20R20F20BD2G20L20U20", "04  
011820", "F"  
1050 DATA "NR10D7NR6D7R10BU14BR4  
", "S4BR60BU30ND50R30D50NR10L40BR  
6U54R38D54BL14BU35U10L10D10R10BD  
10E2F2G2H2", "05240920", "F"  
1060 DATA "NR10D7NR6D7BU14BR14",  
"S4BR50BU25U2R3U7L7D7R3D50R2U50R  
20D15L20BD15R50U5NL50U5NL50U5NL3  
0U5NL30U5NL30U5NL50", "06120107",  
"F"  
1070 DATA "BR10BD2H2L6G2D10F2R6E  
2U2NL4BU10BR4", "S6BR10BD10E20U3E  
3H5E3F5NG3R5E3R20F3R20E5F5NL10D5  
L30D4G4D4G5L10H5U4NR20BR3D3F4R6E  
4U3L20BR10D4R2U4L12D16L27", "0721  
14", "F"  
1080 DATA "D8ND6R10ND6U8BR4", "S4  
BR55BU30ND50R30D50R10D4L50U4R40B  
U5L30", "080120", "F"  
1090 DATA "BR2R6L3D14L3R6BU14BR6  
", "S2BR120BU50D10F5D15F5D30F5ND5  
E5U15E5U10E5U30R30D90L80U90R70BU  
10R20D110L105U110R85", "090309031  
205", "F"  
1100 DATA "BD10D2F2R6E2U12BR4", "  
S3BR70BU20R30H30R20F30R20F7NR15B  
L70U2L15D4R15U2BR40D4R20U8L20D4B  
R30G7L20G30L20E30L30G15L13E15NL2  
0U3NL30U3NL35U3NL30U3NL20U3H15R1  
3F15", "100520", "F"  
1110 DATA "D14U8R4E6G6F6D2BU14BR  
4", "S3BR50BU10E40ND80F40NL80G40H  
40L10E5L10F10L10E5L20E5L10F10L10  
E5L20E5L10F10L10E5L20", "11092005  
", "F"  
1120 DATA "D14R10BU14BR4", "S4BR5  
9BU25D50R5U10R10BU3L10U10R10BU3L  
10U10R10BU3L10U10R10BU3L10U10L5N  
D20BR15D10BD3D10BD3D10BD3D10BD3D  
10R5U62L5", "120104040518", "F"  
1130 DATA "ND14F5E5ND14BR4", "S3B  
R80BU30NR40D60R40U60BD10R20D40L2  
0BU7R13U26L10", "132107", "F"  
1140 DATA "ND14D2F10D2U14BR4", "S  
3BR70BU40D10F50D7G5L20H5L10G5NR2  
0L5H5U10E5", "14151905", "F"  
1150 DATA "BD2D10F2R6E2U10H2L6G2  
BU2BR14", "S4BR60BU30D5L5D40R40U4  
0L5NL30U5L30BD10D20R29U20L29BR5B  
D5D10R19U10L19BU15D3BR5U3BR5D3BR  
5U3BR5D3BD10BL5L10", "15220514", "  
F"

1160 DATA "ND14R8F2D4G2L8BU8BR14  
", "S3BD30BR100L41H10U30E10H5G5H3  
E5R55G8F8D30G10BE10R17U30L17BD4R  
11D22L11", "16092003080518", "F"  
1170 DATA "BR2NR6G2D10F2R6E1NF1N  
H2E1U10H2BR6", "S4BR30BD20R20E20N  
U5E3NU7E3NU9E3NU10E3NU10E3NU10E3  
NU8E3NU6E3NU3E3F2G3NR3G3NR6G3NR8  
G3NR10G3NR10G3NR10G3NR9G3NR7G3NR  
5G10D5L7G3", "1721091212", "F"  
1180 DATA "D14BR10U6H2NL8E2U2H2N  
L8BR6", "S2BR20NR150U5R150BE30ND1  
5G7ND15G10ND15G7ND15G10ND15G7ND1  
5G10ND15G7ND15", "18011105", "F"  
1190 DATA "BD12F2R6E2U3H2L6H2U3E  
2R6F2BU2BR4", "S2BR120BU55R40F30D  
30G30L40H30U30E30BF5R35F26D27G27  
L35H27U27E26BD35BD12BL15S3F2R6E2  
U3H2L6H2U3E2R6F2BU2BR4R5ND12R5BR  
4BD2D10F2R6E2U10H2L6G2BU2BR12ND1  
2R8F2D4G2L8", "19090714", "F"  
1200 DATA "R5ND14R5BR4", "S3BR50B  
D20R60U20H10L5U5L5D5L25U5L5D5L5G  
10D20BU20BL5NL20U12R17BR7R22BR7R  
18D12R20U10H10L93G10D10", "200512  
051608151405", "F"  
1210 DATA "D12F2R6E2U12BR4", "S4B  
R80BU20D40L40U10NH10R10NH10U10NH  
10R10NH10U10NH10R10NH10U10NH10R1  
0H10L10D10L10D10L10D10L10D10F10B  
H25E20NL10ND10", "2116", "F"  
1220 DATA "D9F5E5U9BR4", "S4BR110  
BU20NF15D5F10R5D20L10H5L10G5L40H  
5L10G5L10U30E5R80BG5F10L25U10R15  
BL25D10L20U10R20BL25D10L20U10R20  
BD30BL20F5R10E5BR40F5R10E5", "220  
114", "F"  
1230 DATA "D14E5F5U14BR4", "S5BR4  
0BD15U15NR10BU3NR10U15R10ND15BR4  
ND15R10D15NL10BD3NL10D15L10NU15B  
L4NU15L10BG5U40R33D40L33", "23091  
4041523", "F"  
1240 DATA "D2F10D2BL10U2E10U2BR4  
", "S4BR60BU30ND50R30D50NR10L40BR  
6U54R38D54BL14BU35U10L10D10R10BD  
10E2F2G2H2", "05240920", "F"  
1250 DATA "F5ND9E5BR4", "S4BR110D  
20L70H20R90BL20H10L30G10BR8BU3NE  
5R30U5L25BU2E5NE5R15F5BD12BL40S3  
F5NE3NG3F10E5H3BF3G8H3", "2501030  
820", "F"  
1260 DATA "BD14NR10U2E10U2NL10BR  
4", "S3BR65BU40F5NG5F5NG5F5NG5F5N  
G5F5NG5F5; L5D15R10U15L5BD12BL3U5  
R6D5L6BR3BD3; NL5NR5D5NL5NR5D5NL5  
NR5D5NR5NL5D5NL5NR5D5NL5NR5D5NL5  
NR5D5NL5NR5; BU45E5NF5E5NF5E5NF5E  
5NF5E5NF5E5NF5", "260916160518", "  
F"



# NEW GOOD STUFF FOR EVERY COLOR COMPUTER

Turn your Color Computer into a graphic design center with the ease of a keystroke! **MagiGraph** makes it simple to create highly detailed figures up to and including an entire high-resolution screen. Designed for those with some experience in Basic and Assembly Language programming, **MagiGraph** includes lots of special features:

- A full set of logical and pixel manipulation functions simplifies the development of complex figures.
- An editor lets you zoom in and work on every detail of your design. Toggle between the "macro" and "micro" screens for perspective on your creations.
- Nine animation buffers allow you to preview each sequence to ensure continuity and smooth flow.
- Versatile I/O routines store a graphic screen on cassette or floppy disk; recall it later for use by another program or revise it with **MagiGraph**.

If you're looking for the finest graphic development utility available for your Color Computer, THIS IS IT. Maximize your machine's potential, while you push your imagination to the limit — with **MagiGraph**!

By Kevin Dooley. Cassette **\$34.95** (16K required); Disk **\$39.95** (32K Extended Color BASIC required); Amdisk cartridge **\$44.95**.

## CSPOOL Color Computer Print Spooler

Stop Waiting Around for the Printer! **CSPOOL** allows you to use your printer and computer concurrently, takes only 26 bytes of Color Basic's memory, and gives you 32K of print buffer. It's like having two computers in one! By intercepting characters sent to the printer and storing them in the upper 32K of RAM, **CSPOOL** allows you to run other programs while your printer is doing its job. **CSPOOL** is FREE with the purchase of a 64K RAM UPGRADE KIT from The Micro Works, or it may be purchased separately on cassette or diskette for **\$19.95**. Requires 64K; not for FLEX or OS9.

**64K MEMORY UPGRADE KIT:** For Rev. levels E, ET, NC, TDP-100s, and Color Computer II. Eight prime 64K RAM chips, instructions, and **CSPOOL**: **\$64.95**.

## SYSTEMS SOFTWARE

**MACRO-80C: DISK-BASED EDITOR, ASSEMBLER AND MONITOR**—With all the features the serious programmer wants, this package includes a powerful 2-pass macro assembler with conditional assembly, local labels, include files and cross referenced symbol tables. **MACRO-80C** supports the complete Motorola 6809 instruction set in standard source format. Incorporating all the features of our Rompack-based assembler (**SDS-80C**), **MACRO-80C** contains many more useful instructions and pseudo-ops which aid the programmer and add power and flexibility. The screen-oriented editor is designed for efficient and easy editing of assembly language programs. **MACRO-80C** allows global changes and moving/copying blocks of text. You can edit lines of assembly source which exceed 32 characters. **DCBUG** is a machine language monitor which allows examining and altering of memory, setting break points, etc.

Editor, assembler and monitor—along with sample programs—come on one Radio Shack compatible disk. Extensive documentation included. By Andy Phelps. **\$99.95**

**SDS-80C: SOFTWARE DEVELOPMENT SYSTEM**—Our famous editor, assembler and monitor in Rompack. Like **MACRO-80C**, it allows the user to write, assemble and debug assembly language programs with no reloading, object patching or other hassles. Supports full 6809 instruction set. Complete manual included. **\$89.95**

**MICROTEXT: COMMUNICATIONS VIA YOUR MODEM!** Now you can use your printer with your modem! Your computer can be an intelligent printing terminal. Talk to timeshare services or to other personal computers; print simultaneously through a second printer port; and re-display text stored in memory. Download text to Basic programs; dump to a cassette tape, or printer, or both. **Microtext** can be used with any printer or no printer at all. It features user-configurable duplex/parity for special applications, and can send any ASCII character. You'll find many uses for this general purpose module! **ROMPACK** includes additional serial port for printer. **\$59.95**

## MICRO WORKS COLOR FORTH

- Faster to program in than Basic
- Easier to learn than Assembly Language
- Executes in less time than Basic

The **MICRO WORKS COLOR FORTH** is a Rompack containing everything you need to run Forth on your Color Computer. **COLOR FORTH** consists of the standard Forth Interest Group (FIG) implementation of the language plus most of **FORTH-79**. It has a super screen editor with split screen display. Mass storage is on cassette. **COLOR FORTH** also contains a decompiler and other aids for learning the inner workings of this fascinating language. It will run on 4K, 16K, and 32K computers. And **COLOR FORTH** contains 10K of ROM, leaving your RAM for your programs! There are simple words to effectively use the Hi-Res Color Computer graphics, joysticks, and sound.

Includes a 112-page manual with a glossary of the system-specific words, a full standard FIG glossary and complete source listing.

**MICRO WORKS COLOR FORTH ... THE BEST!** From the leader in **FORTH**, Talbot Microsystems. **\$109.95**

## MACHINE LANGUAGE

**MONITOR TAPE:** A cassette tape which allows you to directly access memory, I/O and registers with a formatted hex display. Great for machine language programming, debugging and learning. It can also send/receive RS232 at up to 9600 baud, including host system download/upload. 19 commands in all. Relocatable and reentrant. **CBUG TAPE: \$29.95**

**MONITOR ROM:** The same program as above, supplied in 2716 EPROM. This allows you to use the entire RAM space. And you don't need to reload the monitor each time you use it. The EPROM plugs into the Extended Basic ROM Socket or the Romless Pack I. **CBUG ROM: \$39.95**

**SOURCE GENERATOR:** This package is a disassembler which runs on the Color Computer and generates your own source listing of the BASIC interpreter ROM. Also included is a documentation package which gives useful ROM entry points, complete memory map, I/O hardware details and more. A 16K system is required for the use of this cassette. **80C Disassembler: \$49.95**

## HARDWARE

**PARALLEL PRINTER INTERFACE**—Serial to parallel converter allows use of all standard parallel printers. **PI80C** plugs into the serial output port, leaving your Rompack slot free. You supply the printer cable. **PI80C: \$59.95**

**SUPER-PRO KEYBOARD—\$69.95** (For computers manufactured after Oct. 1982, add \$4.95)

**ROMLESS PACKS** for your custom EPROMS — call or write for information.

## BOOKS

**6809 ASSEMBLY LANGUAGE PROGRAMMING**, by Lance Leventhal, **\$18.95**

**TRS-80 COLOR COMPUTER GRAPHICS**, by Don Inman, **\$14.95**

**ASSEMBLY LANGUAGE GRAPHICS FOR THE TRS-80 COLOR COMPUTER**, by Don Inman, **\$14.95**

**STARTING FORTH**, by L. Brodie, **\$17.95**

## GAMES

**ZAXXON**—The real thing. Excellent. What more can we say? Cassette requires 32K. **\$39.95**

**STAR BLASTER**—Blast your way through an asteroid field in this action-packed Hi-Res graphics game. Available in **ROMPACK**; requires 16K. **\$39.95**

**PAC ATTACK**—Try your hand at this challenging game by Computerware, with fantastic graphics, sound and action! Cassette requires 16K. **\$24.95**

**HAYWIRE**—Have fun zapping robots with this Hi-Res game by Mark Data Products. Cassette requires 16K. **\$24.95**

**ADVENTURE**—*Black Sanctum* and *Calixto Island* by Mark Data Products. Each cassette requires 16K. **\$19.95** each.

**CAVE HUNTER**—Experience vivid colors, bizarre sounds and eerie creatures as you wind your way through a cave maze in search of gold treasures. This exciting Hi-Res game by Mark Data Products requires 16K for cassette version. **\$24.95**

**THE MICRO WORKS**

California Residents  
add 6% Tax

P.O. BOX 1110-A  
Del Mar, CA 92014  
(619) 942-2400

Master Charge/Visa and  
COD Accepted



# The CoCo School Marm Part I

By Judy M. Dacus  
and  
David M. Dacus

The need for the series of programs we describe here and next month occurred to us when our youngest daughter was having difficulty with spelling in grade school and wanted something to help her study. We had a series of spelling practice programs from such sources as Chromasette and other software sources, but these programs all took the "multiple guess" approach to practice — "One of the above words is spelled incorrectly. Can you guess which one and spell it correctly?" That technique provides some practice in spelling, but is nothing like the way spelling tests are presented in school. It seemed that there were few ways to present words to the child without cueing as to the spelling. It then occurred to us that the best way of presentation of the spelling words is the one that has been used in the schools for well over a hundred years — pronounce the word, use it in a sentence, and pronounce the word again. Since speech synthesis is expensive and somewhat difficult to use, we concentrated on an accessory we already had for the CoCo, the tape recorder. These pro-

*(Judy Dacus has a Ph.D. in curriculum and instruction and her specialties are curriculum development and science education. She is currently math, science, and computer science instructor for Mesilla Valley Christian Schools. Mike Dacus is an operations research analyst for The U.S. Army Training And Doctrine Command Systems Analysis Activity (TRASANA) at White Sands Missile Range, N.M. Both have a strong interest in computers in education.)*



The fun and excitement of **RAINBOWfest** is coming your way . . . and now there will be a **RAINBOWfest** near you!

For the 1984-85 season, we've scheduled three **RAINBOWfests** in three parts of the country. Each one will offer fun, excitement, new products, seminars and information for your CoCo! And for those who (perish the thought) don't like CoCo as much as you, we've scheduled each **RAINBOWfest** in an area that will provide fun and enjoyment for the whole family.

Our Princeton, New Jersey, show is being held at the Hyatt Regency Princeton, which offers special rates for **RAINBOWfest**. The show opens Friday evening with a 7 p.m. to 10 p.m. session. It's a daytime-only show Saturday — the CoCo Community Breakfast

is at 8 a.m., then the exhibit hall opens promptly at 10 a.m. and runs continuously until 6 p.m. There will be no exhibition hours or seminars Saturday evening. On Sunday, the exhibit hall opens at 11 a.m. and closes at 4 p.m.

Our highly popular CoCo Community Breakfast will again feature a well-known figure from the Color Computer Community. And the exhibition will be interspaced with a number of seminar sessions on all aspects of CoCo — from writing in machine language to making your BASIC work better.

But most of all, there will be exhibitors. Lots of them. All ready to demonstrate products of every kind. Some with special programs and hardware items to introduce. Others with show specials.

Tickets can be secured directly from THE RAINBOW. We'll also send you a special reservation form so you can get your special room rate.

Come to **RAINBOWfest** . . . help us all celebrate CoCo Community at its finest.

United Airlines and THE RAINBOW have joined together to offer a special discounted fare to those attending **RAINBOWfest-Princeton**. Simply by calling United at the toll free number listed below and identifying our meeting, with account number 481-I, you will be eligible for a 20 percent discount on the Easy Saver Fare. The only requirement is a Saturday night stay.

(800) 521-4041  
Account Number 481-I

**RAINBOWfest-Princeton, New Jersey**

**Date:** September 28-30, 1984

**Hotel:** Hyatt Regency Princeton

**Rooms:** \$64 per night, single or double  
(Special Rate Deadline,  
September 7)

**Advance Ticket Deadline:**  
September 21, 1984

**RAINBOWfest-Irvine, California**  
(L.A. area)

**Date:** February 15-17, 1985

**Hotel:** The Marriott Inn

**Rooms:** Price To Be Announced  
**Advance Ticket Deadline:**

February 8, 1985

**RAINBOWfest-Chicago, Illinois**

**Date:** May 17-19, 1985

**Hotel:** Hyatt Regency Woodfield

**Rooms:** \$49 per night, single or double  
**Advance Ticket Deadline:**

May 10, 1985

# RAINBOWfest

## Princeton

### Seminar Program And Speakers

- **Frank Hogg** **Advanced Operating Systems**  
Frank is the president of Frank Hogg Laboratory and a forerunner in FLEX and OS-9 systems.
- **Jim Reed** **Writing For RAINBOW**  
Jim, managing editor of THE RAINBOW, will talk about how you can submit programs and articles to magazines for fun and profit. He is also senior editor of PCM — and editorial director of SOFT SECTOR (for the Sanyo).
- **Dale Puckett** **Beginner's Tour Of OS-9  
Beginner's Tour of BASIC09**  
A free-lance writer and programmer, Dale has worked with microprocessors since 1976 and has just completed his first book, *The Official BASIC09 Tour Guide*. Dale will be available to sign copies of his book at RAINBOWfest.
- **Dan Downard** **Machine Language For The Beginner**  
Dan Downard is the technical editor for THE RAINBOW and an electrical engineer. He has been involved in electronics for 24 years through ham radio (K4KWT). His interest in computers began about five years ago and he has built several 68XX systems.
- **Paul Hoffman** **Inside CoCo Graphics**  
Paul Hoffman is an independent designer/artist and Color Computer programmer. He is the author of Computerware's *Semi Draw* and a number of X-Pad programs.
- **Peter Stark** **Advanced Operating Systems II**  
Peter is a professor of electrical and computer engineering technology in the City University of New York and is president of Star-Kits Software Systems Corp.

**PLUS . . . Additional seminars are planned as well.**

There is no charge for admission to seminars. See registration form for admission prices to exhibit area and breakfast.

**FREE Rainbow poster  
for first 500 tickets ordered.**

**FREE T-Shirt to first five people  
from each state who buy tickets.**

**Make checks payable to:  
THE RAINBOW**

**MAIL TO:**

**RAINBOWfest  
P.O. BOX 385  
Prospect, KY 40059  
(502) 228-4492**

**YES**, I'm coming to RAINBOWfest! I want to save by buying tickets now at the special advance sale price. Send me tickets for (check one):

Princeton, New Jersey     Irvine, California     Chicago, Illinois

Please send me:

_____ three day tickets at \$9 each	total _____
_____ one day tickets at \$7 each	total _____
Circle one: Friday / Saturday / Sunday	
_____ Saturday breakfast tickets at \$12 each	total _____
<b>Handling Charge \$1</b>	

TOTAL ENCLOSED (U.S. FUNDS ONLY, PLEASE)                      \$ \_\_\_\_\_

Also send me a hotel reservation card for Princeton

NAME (please print) \_\_\_\_\_

STREET & NUMBER \_\_\_\_\_

CITY & STATE \_\_\_\_\_

TELEPHONE \_\_\_\_\_ ZIP CODE \_\_\_\_\_

COMPANY \_\_\_\_\_

Orders received less than two weeks prior to show opening will be held for you at the door.

VISA, MasterCard, American Express accepted.

My Account # \_\_\_\_\_ Ex. Date: \_\_\_\_\_

Signature \_\_\_\_\_

grams use the tape recorder to produce the necessary pronunciation and use of the words in sentences. The sound tape is controlled by the computer so that the tape pauses for student responses after each word. We have used block graphics to increase the ergonomic nature of the screen display. The instructions are presented in small digestible chunks, each delineated by a band of color. This will facilitate understanding, particularly for younger children.

The Spelling Practice System is designed to be used as a stand alone system for practice of the week's spelling words at home. When used in conjunction with the Spelling Test System, which we will present in next month's article, it becomes a comprehensive automated spelling practice and examination system for an elementary or secondary class. The spelling practice system consists of two programs, *Word Load* and *AudioSpell*. *Word Load* does double duty in that it produces data tapes that are interchangeable between the practice and testing programs. *AudioSpell* is the program that leads the child through spelling practice sessions step by step.

The Audio Spelling System is designed to operate on the 16K Extended Color BASIC Radio Shack Color Computer with nothing more than a tape recorder and color television. Routines are provided for the use of a line printer if it is available. Modifications for non-Extended BASIC are given later in this article.

### AudioSpell

#### a) Materials

Program Tape or Disk — Program Name "AUDIOSPL"

Spelling Words Tape (to be made using *Word Load* program)

Color Computer, Television, and Tape Recorder

Line Printer or student-provided pencil and paper.

#### b) Instructions

*AudioSpell* is self instructing. The student should be familiar with the operation of the Color Computer, and with loading programs from cassette tape. Alternatively, the program can be loaded and run, and the *Spelling Words* tape inserted in the recorder before the student is given control of the computer. If your television has an earphone jack you may wish to provide a set of earphones so that the sound of the spelling words does not disturb other learning activities in the class. Do not attempt to plug earphones into the earphone jack of the tape recorder. The program will

not function properly if all connections to the computer are not intact. Be sure that the volume of the sound on the television is adjusted to a comfortable level for the student. If you have a line printer, be sure that it is properly attached and turned on. The program will provide a list of words missed for further study. If you do not have a printer, the student will need a pencil and paper to copy the list of misspelled words for further study.

### Word Load

#### a) Materials

Program Tape or Disk — Program Name "WORDLOAD"

Blank Cassette Tape, labeled "Spelling Words"

Color Computer, Television, and Tape Recorder

#### b) Instructions

The *Word Load* program is self instructing. You should have prepared a list of spelling words and a short sentence using each word before operating the program. *Word Load* allows five seconds to pronounce each word, use it in a sentence, and pronounce it again. After using the program, if you find that five seconds is too long or too short, you may modify the available time according to the modification instructions below. To preclude inadvertent erasure of the spelling words tape, you should break out the record-enable tab on the back of the tape after you have completed recording. The tape may be reused for the following week's words, if desired, by placing a piece of tape over the tab hole while recording. In order to prevent words from a longer list from spilling over into a shorter list, the previous spelling word list should be erased before recording a new list. Spelling words can be recorded for several levels of learning by using a separate cassette tape for each word list.

### Modifications

**Recording Time.** Five seconds recording time was selected as optimum for the average user. To change recording time, it is necessary to change only one value in each of the programs. The Color Computer requires one second to count to 460 in a *FOR - NEXT* loop, such as the one found in Line 280 of the *Word Load* program. To change the length of time allowed to pronounce the word and use it in a sentence, you must multiply the number of seconds desired times 460 and place the resulting value in Line 280 of the *Word Load* program, and Line 290 of the *AudioSpell* program in place of the value 2300. Both

programs must contain the same value in the timing loop for the tapes to be read correctly.

**Praise Statements.** The reinforcement expressions for correct answers in the *AudioSpell* program are located in Lines 610 to 700. If you wish to replace one of the praise statements with a statement of your own, you may do so by replacing the expression enclosed in quotation marks with your own expression. If you want to add more praise statements, you must modify Lines 580 and 590. To add more expressions, add lines after Line 700 using the same *PRINT " ":RETURN* format found in the original print statements. You must then increase the value 10 in the expression  $B = RND(10)$  in Line 580 by the number of lines you added, and add a comma and the line number of each line you added after number 700 in Line 590.

**Using Programs With No Printer Available.** If you do not have access to a printer, you may want to eliminate the student input regarding the printer. If you have a printer and always intend to have misspelled words printed rather than displayed on the TV screen, you may wish to eliminate the choice of TV display. To eliminate choice of the printer, change the expression "Do you have a printer (yes or no)" in Line 450 of *AudioSpell* to "Press ENTER to continue," and eliminate everything after the variable A\$ in Line 450. Next, eliminate program Lines 520 through 560. To eliminate the choice of printing the list to the TV, modify Line 450 exactly as above, and eliminate program Lines 460 through 510.

**Changing Printer Codes.** The printing algorithms of these programs are written using ASCII codes for an Epson MX-80 printer. This printer uses *CHR\$(14)* to print double-width characters and *CHR\$(10)* as a line feed command. If your printer does not use these two codes you must substitute your printer code for *CHR\$(14)* in Line 530 of *AudioSpell*, and substitute your printer's equivalent of *CHR\$(10)* in Lines 530, 540, 550, and 560 of *AudioSpell*.

**Modification To Run On A Non-Extended CoCo.** As the programs are listed, they are for use on an Extended Color BASIC machine. To use these programs on a level I machine requires only removal or replacement of two reserved Extended words. The screens are formatted with the reserved word *STRING\$*. This command prints a string of N copies of the ASCII character X as in *PRINT @ 0, STRING\$*

(N,X). To substitute for the *STRINGS* command using level 1 BASIC, you can substitute the algorithm:

```
15 FOR I = 1 TO 32, : SC$ = SC$ + CHR$(169): NEXT I
```

You will need one line and one variable for each different color band you wish to print. After you have inserted the variable at the front of the program, you may then substitute the command, *PRINT SC\$* in place of each *PRINT STRINGS* command in the program. The other Extended BASIC command, *B - RND(-TIMER)*, occurs in Line 580 of *AudioSpell*. The purpose of this command is to randomize the selection of random numbers. This command can

be deleted and the only result will be that the praise statements will be printed in the same pattern every time the machine is turned on.

**THE ASCII SYMBOL.** In Line 110 of *AudioSpell*, the listing shows an underscore character in parentheses in the instructions to be printed to the screen. This is shown as a back arrow on the computer screen, and is made by entering a shifted up arrow on the keyboard.

#### Coming Attractions

Next month we will present the programs designed to allow the student to be examined in precisely the same manner as he or she prepared for the test. For those who have disk systems, we

have developed a version of all programs modified for the Disk Extended Color Computer. Using the system on disk will allow automated recording of grades in a grade file without teacher intervention. It will also expedite and facilitate student use of the spelling programs. The complete set of four programs for the disk version is available on cassette tape for \$10. Our address is 206 Capri Road, Las Cruces, NM 88005. If you have problems with your entered version of these programs, be sure you have thoroughly proofread your code before writing or calling. Please send a self-addressed stamped envelope with your request for help or you can call us at (505) 524-3389. Please call between 5 and 10 p.m. Mountain Time.

Listing 1:

110.....	129
180.....	151
350.....	67
450.....	159
540.....	168
660.....	102
END.....	188

```
10 ' SPELLING DRILL AND PRACTICE
20 ' COPYRIGHT 1982 BY JUDY M. AND
  D DAVID M. DACUS, 206 CAPRI, LAS
  CRUCES, NM 88001
30 CLEAR 2000: NW = 50: DIM WRD$(N
W)
40 CLS: PRINT@0, STRING$(32, 169); :
PRINT@42, "AUDIO SPELL"
50 PRINT@64, STRING$(32, 169); "HI!
  MY NAME IS COCO THE COLOR COM
  PUTER. CALL ME COCO. THAT'S WHA
  T ALL MY FRIENDS CALL ME."
60 PRINT@192, STRING$(32, 169); : IN
PUT "WHAT IS YOUR NAME"; NAM$
70 PRINT@256, STRING$(32, 169); "TH
  AT'S A NICE NAME - "NAM$".": PRIN
T@320, STRING$(32, 169);
80 PRINT@352, "DO YOU KNOW HOW I
  WORK? (TYPE NO AND I WILL TELL YO
  U WHAT TO DO) PLEASE TYPE YES OR
  NO AND          PUSH <ENTER>"
90 INPUT A$: IF LEFT$(A$, 1) = "Y"
  THEN 140
100 CLS: PRINT@0, STRING$(32, 169);
"I WILL SAY THE WORD, I WILL USE
  THE WORD IN A SENTENCE, AND THE
  NSAY THE WORD AGAIN. WHEN I
  FINISH THE WORD I WILL ASK YOU
  TO SPELL IT.": PRINT@192, STRING$
(32, 169);
110 PRINT "IF YOU MAKE A MISTAKE
```

```
USE THE BACK ARROW ( ) TO ERAS
E.": PRINT@288, STRING$(32, 169); : I
NPUT "PUSH <ENTER> TO CONTINUE"; A
$
120 CLS: PRINT@0, STRING$(32, 169);
"WHEN YOU THINK YOU HAVE SPELLED
  THE WORD CORRECTLY, PRESS <ENTER
  >. I WILL TELL YOU IF YOU HAVE
  SPELLED THE WORD CORRECTLY. IF
  YOU DIDN'T, YOU WILL HAVE
  ANOTHER CHANCE TO SPELL THE WOR
  D.": PRINT@256, STRING$(32, 169)
130 INPUT "PUSH <ENTER> TO CONTIN
UE"; A$
140 CLS: PRINT@0, STRING$(32, 169);
"NOW WE ARE READY TO START
  SPELLING THIS WEEK'S WORDS."
150 PRINT@96, STRING$(32, 169); "PL
  EASE CHECK TO SEE THAT THE TA
  PE MARKED - SPELLING WORDS - IS
  IN THE TAPE RECORDER, THE TA
  PE IS REWOUND, AND THE RE
  CORDER IS ON PLAY."
160 PRINT@288, STRING$(32, 169);
170 INPUT "WHEN YOU HAVE CHECKED
  ALL THIS, PUSH MY <ENTER> BUTON
  AND I'LL MOVE THE TAPE TO GET R
  EADY.": A$: CLS: PRINT@328, "OOH! T
  HAT TICKLES!": PRINT STRING$(32, 1
  69); "I AM LOADING THE WORDS FROM
  TAPE"
180 I = 0: W = 0: W1 = 0: W2 = 0: W$
  = "": W1$ = "": W2$ = ""
190 OPEN "I", #-1, "WORDS"
200 IF EOF (-1) THEN 250
210 I = I + 1
220 INPUT #-1, W$
230 WRD$(I) = W$
240 GOTO 200
```

```

250 CLOSE #-1
260 NW = I
270 CLS:PRINT@0,STRING$(32,169);
:INPUT"WHEN YOU ARE READY FOR YO
UR FIRST WORD PUSH MY <ENTER
> BUTTON.";A$:CLS:PRINT@0,S
TRING$(224,169);" LISTEN
CAREFULLY."
280 FOR I = 1 TO NW
290 AUDIO ON:MOTORON:FOR V = 1 T
O 2300:NEXT V:AUDIO OFF:MOTOROFF
300 SKIPF "MARKER":CLS:PRINT@0,S
TRING$(224,169);
310 INPUT"PLEASE SPELL THE WORD
YOU JUST HEARD.";ANS$
320 IF ANS$ = WRD$(I) THEN R = R
+ 1:GOTO 580 ELSE W = W + 1:W$(
W) = WRD$(I)
330 CLS:PRINT@0,STRING$(224,246)
;:INPUT"I'M SORRY THAT IS NOT CO
RRECT. PLEASE TRY AGAIN.";ANS$
340 IF ANS$ = WRD$(I) THEN 580 E
LSE W1 = W1 + 1:W1$(W1) = WRD$(I
)
350 CLS:PRINT@0,STRING$(224,246)
;"THE CORRECT SPELLING IS:",WRD$(
I)
360 PRINT@320,STRING$(32,169);:I
NPUT"PLEASE TRY AGAIN TO SPELL I
T ";ANS$
370 IF ANS$ = WRD$(I) THEN 580 E
LSE W2 = W2 + 1:W2$(W2) = WRD$(I
)
380 CLS:PRINT@0,STRING$(224,246)
;"YOU MISSED THE WORD WITH IT
WRITTEN ON THE SCREEN IN FRONT
OF YOU. PLEASE BE MORE CAREFU
L."
390 INPUT"READY FOR THE NEXT WOR
D";A$:CLS:PRINT@0,STRING$(224,16
9);" LISTEN CAREFULLY"
400 NEXT I
410 CLS:AUDIO OFF:PRINT@0,STRING
$(32,175);"YOU ATTEMPTED TO SPEL
L ";NW;" WORDS.":G = (R
/(W+R))*100
420 PRINT"YOU MISPELLED ";W;" W
ORDS OUT OF ";W+R;" ATTEMPTS FOR
A SCORE OF ";G;"%."
430 IF W1 > 0 THEN PRINT"YOU ALS
O MISPELLED";W1;"WORDS AT LEAS
T TWICE";:IF W2 > 0 THEN PRINT",
AND";W2;"WORDS THREE TIMES." E
LSE PRINT "."
440 IF W = 0 THEN PRINT@ 192,STR
ING$(32,175);"WOW, YOU DID A TER
RIFIC JOB. PRESS <ENTER> TO C
ONTINUE.":INPUT A$:GOTO 560
450 PRINT@288,STRING$(32,175);:I


```

```

NPUT"DO YOU HAVE A PRINTER(YES O
R NO)";A$:IF LEFT$(A$,1) = "Y" T
HEN 520
460 CLS:PRINT "THESE ARE THE WOR
DS MISSED AT LEAST ONCE":FOR I
= 1 TO W
470 PRINT W$(I),:NEXT I:PRINT:IN
PUT "WHEN YOU HAVE COPIED THESE
WORDSON A PIECE OF PAPER PUSH <E
NTER>";A$:CLS
480 IF W1 > 0 THEN PRINT"THESE A
RE THE WORDS MISSED AT LEAST T
WICE":FOR I = 1 TO W1 ELSE GOTO
570
490 PRINT W1$(I),:NEXT I:PRINT:I
NPUT "PUT A CHECK MARK BY THESE
WORDS ON THE LIST YOU JUST MADE
THEN PUSH ENTER";A$:CLS
500 IF W2 > 0 THEN PRINT "THESE
ARE THE WORDS MISSED THREE TIMES
":FOR I = 1 TO W2 ELSE GOTO 570
510 PRINT W2$(I),:NEXT I:PRINT:I
NPUT "YOU MISPELLED THESE WORDS
EVEN AFTER THEY WERE PRINTED ON
THE SCREEN. PUSH <ENTER> TO
CONTINUE.";A$:GOTO 570
520 CLS:PRINT@0,STRING$(224,175)
;"PRINTING ALL MISPELLED WORDS"
530 PRINT#-2,CHR$(14);"SPELLING
STUDY LIST FOR ";NAM$:CHR$(10);C
HR$(10)
540 PRINT#-2,"LIST OF WORDS MISS
PELLED AT LEAST ONE TIME";CHR$(1
0);CHR$(10):FOR I = 1 TO W:PRINT
#-2, W$(I):NEXT I
550 IF W1 > 0 THEN PRINT#-2,CHR$
(10);CHR$(10);"LIST OF WORDS MIS
SED AT LEAST TWO TIMES";CHR$(10)
;CHR$(10):FOR I = 1 TO W1:PRINT#
-2, W1$(I):NEXT I
560 IF W2 > 0 THEN PRINT#-2,CHR$
(10);CHR$(10);"LIST OF WORDS MIS
SED THREE TIMES":FOR I = 1 TO W2
:PRINT#-2, W2$(I):NEXT I
570 CLS:PRINT@0,STRING$(224,169)
;"THANK YOU FOR PRACTICING YOUR
SPELLING WORDS WITH ME. LET'S
WORK TOGETHER AGAIN SOON.":END
580 B = RND(-TIMER):B = RND(10):
CLS:PRINT@0,STRING$(224,175);
590 ON B GOSUB 610,620,630,640,6
50,660,670,680,690,700:PRINT@288
,STRING$(32,175);
600 GOTO 390
610 PRINT"YOU'RE A REGULAR SPELL
ING WHIZ! CONGRATULATIONS!":RETU
RN
620 PRINT"WOW! THAT WAS GOOD.":
RETURN

```

# SUPER SCREEN



- A big 51 character by 24 line screen.
- Full upper and lower case characters.
- Easily combine text with hi-res graphics.
- PRINT @ is completely functional on the big screen.
- The powerful ON ERROR GOTO is fully implemented.
- Auto-key repeat for greater keyboard convenience.
- Control codes for additional functions.
- Works with 16K, 32K or 64K computers.
- Available on disc or cassette.
- Works with extended and/or disc BASIC.

## 51 CHARACTERS BY 24 LINE DISPLAY

Super Screen is a powerful, machine language program that significantly upgrades the performance and usefulness of 16K or greater, Extended and Disc Basic Color Computers. The standard Color Computer display screen is totally inadequate for serious, personal or business applications so Super Screen replaces it with a brand new, 51 character wide by 24 line screen including full upper and lower case characters. Instead of a confusing checkerboard appearance, you now have true lower case letters along with a screen that is capable of displaying 1224 characters. The difference is startling! Your computer takes on new dimensions and can easily handle lines of text that were simply too long and complex to display on the old screen.

## COMBINE TEXT WITH HI-RES GRAPHICS

You can now write truly professional looking programs that combine text with hi-res graphics. Super Screen allows you to create graphics displays with the Basic LINE, DRAW and CIRCLE statements and then notate the graphics with descriptive text. You can even use PRINT @ if you wish for greater programming convenience. Super Screen's versatility will amaze you.

## PRINT @ IS FULLY IMPLEMENTED

The PRINT @ statement is a valuable asset to the programmer when formatting text on the screen. The standard Color Computer will report an error if you specify a location higher than 511 but Super Screen allows locations all the way to 1223! You get a big screen and a powerful formatting tool as well. Of course, Super Screen also supports the CLS command allowing you to clear the big screen using standard Basic syntax.

## ON ERROR GOTO

That's right! Super Screen gives you a full implementation of ON ERROR GOTO including the ERR and ERL functions. Now you can trap errors and take corrective action to prevent crashed programs and lost data using the same standard syntax as other computers. The ON ERROR GOTO capability overcomes a serious deficiency of Color Computer Basic and greatly improves your capability to handle sophisticated tasks. All well written, 'user friendly' programs use error trapping techniques and yours can too! Now that's power!

## AUTO KEY REPEAT

No more frustration as you edit a long line in your Basic program; just hold the space bar down and automatically step to the desired position in the line. Need a line of asterisks? Hold the key down and auto-repeat will give them to you. Those of you who spend many hours at your keyboard will appreciate this outstanding addition to Super Screen's long list of impressive capabilities.

## CONTROL CODES FOR ADDITIONAL FUNCTIONS

Super Screen recognizes several special control code characters that allow selection of block or underline, solid or blinking cursor and other functions. You can 'Home Up' the cursor or you may erase from the cursor to the end of a line or to the end of the screen just like many other computers. These special codes give you an extra dimension of versatility and convenience that put Super Screen in a class by itself.

## AND MORE GOOD NEWS...

Super Screen comes with complete, well detailed instructions and is available on cassette or disc. It adjusts automatically to any 16K or greater, Extended or Disc Basic Color Computer or TDP-100 and uses only 2K of memory in addition to the screen memory reserved during power up. Guaranteed to be the most frequently used program in your software library...once you use it, you won't be without it! Super Screen's low price will really please you; only \$29.95 on cassette or \$32.95 on disc!

## 64K Memory Expansion Kit

All parts and complete instructions

**\$64.95**



# Mark Data Products

24001 ALICIA PKWY., NO. 207 • MISSION VIEJO, CA 92691 • (714) 768-1551

All Orders: Please add \$2.00 shipping and handling in the continental U.S. All others, add air shipping and \$3.00 handling. California residents add 6% sales tax. Foreign orders please remit U.S. funds. Software authors—Contact us for exciting program marketing details. We accept MasterCard and VISA. Distributed in Canada by Kelly Software

# NEW! SUPER BUG



Mark Data Products SUPER BUG is a powerful, relocatable machine code monitor program for your Coco. If you are a beginner, the program and documentation are an indispensable training aid, helping you to gain a better understanding of your Color Computer and machine code programming. If you are an accomplished computerist, SUPER BUG's capabilities, versatility and convenience will prove invaluable during programming and debugging.

SUPER BUG offers so many outstanding features that we are unable to list them all in this limited space. hex and alpha numeric memory display, modify, search and test; full printer support with baud rate and line feed select; up to 220 breakpoints; mini object code disassembler; 64K mode setup; decimal, hex and ascii code conversion routines and extensive documentation. Only \$29.95 on cassette or \$32.95 on disc.

## ORDER ENTRY SYSTEM

The Mark Data Products sales order processing system will give a fast, efficient means to enter orders, print shipping papers and invoices, prepare sales reports, and monitor receivables. The system automatically enhances the monitor screen to a 51 character by 24 line display. 32K of memory is required along with an 80-column printer, and one or more disc drives.

The MDP order entry system is a family of programs which operate interactively by means of a "menu" selection scheme. Up to 900 products may be defined and a single disc system can hold over 600 transactions. When the operator selects a task to be performed, the computer loads a program designed to handle that task from the system disc. The system disc contains all of the programs required to create, update and maintain data files and prepare the necessary paperwork including shipping and invoice forms, daily sales reports, a monthly (or other period) sales report and a receivables report.

The MDP system:

- Is accurate, user friendly and simple to use.
- Is easy to customize for specific user requirements.
- Produces a traceable invoice.
- Handles receivables as well as closed orders.
- Is capable of future expandability.

This accounting software equals or exceeds higher priced packages for other computers and includes a detailed operating manual. For just \$99.95.

## ACCOUNTING SYSTEM

The Mark Data Products accounting system is ideal for the small businessman needing a fast, efficient means to process income and expenses, prepare detailed reports and maintain most of the information required at tax time. The system is a family of programs which operate by means of a "menu" selection scheme. When the operator selects a task to perform, the computer loads a program designed to handle that task from the system disc. The system disc contains all of the programs required to create, update and maintain data files and prepare the necessary accounting reports including a transaction journal, a P&L or income report, an interim or trial balance and a balance sheet.

Up to 255 separate accounts may be defined and a single disc system can hold over 1,400 transactions. This system automatically enhances the monitor screen to a 51 character by 24 line display. 32K of memory is required along with an 80-column printer and one or more disc drives.

The MDP system:

- Is accurate, user friendly and simple to use.
- Is easy to customize for specific user requirements.
- Immediately updates the chart of accounts.
- Provides an audit trail.
- Includes end of period procedures.
- Is capable of future expandability.

This order entry software equals or exceeds higher priced packages for other computers and includes a detailed operating manual. For just \$99.95.

## IMPORTANT NEW BOOKS

"Your Color Computer" by Doug Mosher. Over 300 pages of detailed information—A CoCo encyclopedia. \$16.95

"Programming the 6809" by Rodney Zaks and William Labiak. One of the best 6809 machine language texts available—required reference material. \$15.95.

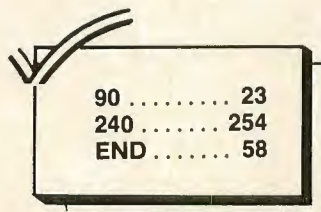
## WE STOCK SOFTLAW PRODUCTS

The VIP WRITER Text Processor is rated top by Rainbow, Hot CoCo and Color Computer Magazine. After evaluation we rate it tops too. Disc \$59.95.

```

630 PRINT"TERRIFIC! KEEP ON SPEL
LING.":RETURN
640 PRINT"OUTSTANDING!! I'LL BE
T YOUR MAMA WAS A DICTIONARY.
":RETURN
650 PRINT"WONDERFUL! KEEP GOING
.":RETURN
660 PRINT"GREAT SPELLING! WISH
I WERE THAT GOOD.":RETURN
670 PRINT"GOOD JOB! YOU'RE DOIN
G IT NOW.":RETURN
680 PRINT"SUPER! YOU'RE A GOOD S
PELLER.":RETURN
690 PRINT"THAT'S GREAT! EVERYON
E WILL BE PROUD OF YOU.":RETURN
700 PRINT"BEAUTIFUL! KEEP UP TH
E GOOD WORK.":RETURN

```



Listing 2:

```

10 REM WORD LOADING PROGRAM
20 'COPYRIGHT 1982 BY JUDY M. AN
D DAVID M. DACUS, 206 CAPRI, LAS
CRUCES, NM 88001
30 CLEAR 2000:Z$ = "MARKER":DIM
WRD$(50)
40 CLS:PRINT@0,STRING$(32,185);"
WE ARE NOW READY TO ENTER THE
SPELLING WORDS."
50 PRINT@96,STRING$(32,185);"FIR
ST, I WILL ASK YOU TO ENTER THE
CORRECT SPELLING OF EACH WOR
D AT THE KEYBOARD.":PRINT@224,ST
RING$(32,185);
60 PRINT"AFTER WE HAVE RECORDED
THE CORRECT SPELLING OF THE
WORDS, WE WILL RECORD YOU PRON
OUNCING EACH WORD."
70 PRINT@384,STRING$(32,185);:IN
PUT "PRESS <ENTER> TO CONTINUE";
A$
80 CLS:PRINT@0,STRING$(64,185);"
PLACE YOUR TAPE IN THE RECORDER,
REWIND IT, AND push the play and
record buttons."
90 PRINT@160,STRING$(32,185);:IN
PUT "HOW MANY WORDS ARE TO BE
RECORDED";NW
100 I = 0:MOTORON:FOR Z = 1 TO 2
300:NEXT Z:MOTOROFF
110 OPEN "O",#-1,"WORDS"
120 I = I + 1
130 CLS:PRINT@128,STRING$(32,185
);:INPUT "PLEASE ENTER THE NEXT

```

```

SPELLING WORD";W$
140 PRINT#-1,W$
150 WRD$(I) = W$
160 IF I = NW THEN 180
170 GOTO 120
180 CLOSE #-1
190 CLS:PRINT@0,STRING$(64,185);
"NOW WE ARE READY TO RECORD YOUR
PRONUNCIATION OF EACH WORD."
200 PRINT@128,STRING$(32,185);"T
HE WORDS WILL APPEAR ONE AT A T
IME. PRONOUNCE THE WORD, FOLLOWW
ITH A SHORT SENTENCE USING THE W
ORD, AND PRONOUNCE THE WORD A
GAIN. YOU WILL HAVE 5 SECONDS T
O SAY THE WORD AND SENTENCE B
EFORE THE TONE SOUNDS.
210 PRINT@384,STRING$(32,185);:I
NPUT "PRESS <ENTER> TO CONTINUE"
;A$
220 CLS:PRINT@0,STRING$(64,185);
"YOU WILL HAVE TO UNPLUG AND PLU
GIN THE AUX PLUG FOR EACH WORD,
BUT YOU WILL BE PROMPTED BY THE
PROGRAM EACH TIME."
230 PRINT@192,STRING$(32,185);:I
NPUT "IF THE TAPE RECORDER IS ST
ILL ONRECORD AND YOU ARE READY P
RESS <ENTER>";A$
240 FOR I = 1 TO NW
250 CLS:PRINT@0,STRING$(128,185)
;"*****UNPLUG THE AUX PLUG****
**";
260 PRINT@160,STRING$(32,185);"t
he word is "WRD$(I)
270 PRINT@256,STRING$(32,185);"P
RESS <ENTER> AND START TALKING A
FTER THE FIRST TONE SOUNDS.":IN
PUT A$
280 MOTORON:SOUND 40,5:FOR V = 1
TO 2300:NEXT V:MOTOROFF:SOUND 4
0,5
290 CLS:PRINT@0,STRING$(128,185)
;"*****PLUG IN THE AUX PLUG****
**"
300 PRINT@192,STRING$(32,185);"P
RESS <ENTER> WHEN READY";:INPUT
A$
310 CLS:PRINT@192,"ADDING A SYNC
MARKER"
320 OPEN "O", #-1, "MARKER":PRIN
T#-1, Z$:CLOSE #-1
330 NEXT I
340 CLS:PRINT@0,STRING$(224,169)
;"THE TAPE IS NOW COMPLETE. IT
MAY NOW BE REWOUND AND USED
WITH EITHER THE AUDIO SPELLING
PRACTICE OR SPELLING TEST
PROGRAMS."

```



---

## WHERE'S-IT

by C.E. Laidlaw

What programs are on this disk? Which disk is my WIDGET program? WHERE'S-IT will answer these questions for you and maintain disk directory index files with up to 972 programs in each. Completely user-friendly, just run WHERE'S-IT and follow the prompts to: Create index files holding up to 972 programs

Load or save existing index files

Add, delete or update index files for a specific disk

Sort index files alphabetically with a machine language sort

List index files to screen

Print index out with 162 programs to the page

Disk only.....\$19.95  
(32K Extended Color BASIC)

---

### We are also a dealer for the following companies:

Moreton Bay Software  
Computerware  
Spectrum Projects  
Mark Data, Amdek, Epson  
Pal Creations, Tom Mix  
PBH Computer, Inc.  
Spectral Associates.  
Cognitec, Elite Software  
Prickly Pear, Botek  
Cobra Software  
and many more fine companies.

---

# JARB

SOFTWARE  
HARDWARE

1636 D Avenue, Suite C  
National City, CA 92050

After hours:  
BBS 619-474-8981  
Orderline:  
619-474-8982

## T.A.G. THE ADVENTURE GENERATOR

# ADVENTURE

Cassette.....\$34.95  
Disk/Amdisk.....\$39.95



### FEATURES

- Creates stand-alone programs
- Up to 100 rooms, 60 objects, 30 command words, and 9 conditional flags
- Supports tape and disk output
- Optional printer output of important sections during creation of ADVENTURE
- Complete documentation
- Includes sample ADVENTURE
- Works with all models of the CoCo except MC-10
- Requires 32K Extended Color BASIC

---

## NEW GRAY LADY

by Terry A. Steen

Control your submarine in its efforts to destroy the enemy fleet. You must launch your sub to surface missiles while avoiding the depth charges. Five different types, hi-res graphics and spectacular sounds. Also a talking version included at no extra charge for those who have an SC01 based voice pack. Four screens and progressive difficulty make this all machine language program a real bargain.

Cassette: \$19.95

Disk/Amdisk: \$24.95

---

U.S. COD orders accepted, no charge cards please.  
Shipping and handling \$3.00  
California residents please add 6% sales tax

# RAINBOW

Give us your best: Join the ranks of these courageous CoCoists in showing the Color Computer world your high score at your favorite micro-diversion. We want to put your best effort on record in THE RAINBOW's Scoreboard column. All entries must be received by the first of the month to be eligible for the following month's Scoreboard. They must include your full name, address, game title, company name and, of course, your high score. Each individual is limited to three score entries per month. Send your entries to Scoreboard, C/O THE RAINBOW.

★ New Number One • Last Month's Number One

<b>ANDRONE</b> (Radio Shack) 18,290 ★Bill Sain, Charlotte, NC 27,805 John Marcogliese, Eastchester, NY	<b>CASHMAN</b> (MichTron) \$23,320 ★Jeff Allen, Montrose, CO \$22,310 Pete Olah, Garfield Hts., OH \$19,650 ●Perry Denton, New Baden, IL \$16,000 Scott Oberholtzer, Lexington, MA \$11,130 Ricky Sustalk, Grand Island, NY	<b>DRACONIAN</b> (Tom Mix) 86,600 ★James Toth, Punxsutawney, PA 71,930 ●Michael Corman, W. Lafayette, IN 47,670 Dan Neuman, Wauwatosa, WI
<b>ANNIHILATOR</b> (Chromasette) 1,000 ★Matthew Kromeke, Albuquerque, NM	<b>CAVERN COPTER</b> (THE RAINBOW) 747 ★Susan Ballinger, Uxbridge, Ontario	<b>DUNKY MONKEY</b> (Intellectronics) 1,244,400 ★Jack Baran, Bensalem, PA 1,015,000 ●Kylie Keller, Overland Park, KS
<b>ASSAULT</b> (MichTron) 5,980 ★Kevin Marsh, Bokeelia, FL	<b>CHOPPER STRIKE</b> (MichTron) 72,100 ★Lisa Siclari, Staten Island, NY 67,900 ●Matt McCann, Louisville, KY 63,000 Andrew Figel, Sardis, OH 47,400 David Figel, Sardis, OH	<b>ELECTRON</b> (Tom Mix) 45,510 ★John Sandberg, Concord, CA 41,750 Michael Rosenberg, Prestonsburg, KY 22,990 Alan Morris, Chicopee, MA 19,500 Robby Presson, Florissant, MO 11,020 Alfredo Santos, New York, NY
<b>BAG-IT-MAN</b> (Aardvark) 418,790 ★Cornelius Caesar, Hofheim, West Germany	<b>CLOWNS &amp; BALLOONS</b> (Radio Shack) 116,470 ★Colin Kerridge, Ladysmith, British Columbia	<b>FIRE COPTER</b> (Adventure International) 97,390 ★Sam Hughes, Colton, CA 78,860 Woody Farmer, Acme, Alberta 53,280 Kevin Marsh, Bokeelia, FL
101,400 ●Daniel Belisle, Montreal, Quebec	<b>COCO TREK</b> (Chromasette) 2,500,000 ★Ted Warren, Morgan, ID	<b>FLYBY</b> (Chromasette) 104,980 ★David Finberg, Annandale, VA 28,910 Ron Suedersky, Universal City, TX 20,110 Rick Mansell, Calgary, Alberta 16,670 Michael Rhattigan, Cory, NC 4,880 Shen Mansell, Calgary, Alberta
<b>BASEBALL</b> (Radio Shack) 460-0 ★Walter Trainlips, Janesville, WI 324-0 Michael Rosenberg, Prestonsburg, KY 223-0 Chris Young, Ft. Worth, TX 169-0 ●Rene Belisle, Montreal, Quebec 153-0 Bryan Bienvenu, New Iberia, LA 152-0 Dean Patrick Preising, I, Scottsdale, AZ	<b>COLOPEDE</b> (Intracolor) 10,001,051 ★Mark Smith, Santa Ana, CA 3,355,248 Scott Drake, Pine City, NY 2,614,230 Jerry Petkash, Warren, MI 2,547,299 Rich McGervey, Morgantown, WV 2,471,342 Vincent Lok, Ontario, Canada 999,374 Mark Day, Ft. Worth, TX 651,226 Melissa Levin, Skokie, IL 227,914 Keith Marsh, Bokeelia, FL 99,874 David Byers, Stone Mountain, GA	<b>FOOTBALL</b> (Radio Shack) 256-0 ★Mike Garozzo, Morrisville, PA 217-0 ●Glen Giacomelli, Woodbridge, Ontario 161-0 David Hart, Salt Lake City, UT
136-0 Rob McDonald, Fond du Lac, WI 134-0 Robert Harmon, Virginia Beach, VA 131-0 David Mierzwa, Utica, NY 118-0 Jerry Morgan, Independence, MO 108-0 Kevin Sobiski, Dyer, IN 107-0 Glenn Wasson, Castleton, NY 101-0 David Iverson, Dorval, Quebec 100-0 Glen Giacomelli, Woodbridge, Ontario 85-1 Jeff Luster, Fairview Park, OH 82-0 Andy Larson, Omaha, NE 56-0 Mike Scharf, Fremont, OH 55-0 Alan David Heckler, Hartselle, AL 54-0 Bill Sain, Charlotte, NC 50-0 Kevin T. Corneli, Greentown, IN 21-2 Adam Jensen, Racine, WI	<b>COSMIC CLONES</b> (Mark Data) 6,050 ★Stephane Asselin, Hauterive, Quebec	<b>FROGGIE</b> (Spectral Associates) 86,010 ★David Garozzo, Morrisville, PA 84,440 ●Bill Ide, Newark, DE 74,050 Mike Garozzo, Morrisville, PA
<b>BATS AND BUGS</b> (THE RAINBOW) 2,750 ★Anthony Schmuck, Wellsville, PA	<b>CU*BER</b> (Tom Mix) 204,575 ★Martin C. Klein, Skokie, IL 201,190 Jay Pribble, Davenport, IA 196,090 ●Randall F. Edwards, Dunlap, KS 94,940 Martin C. Klein, Skokie, IL 49,510 Doug Kleir, Grand Rapids, MI	<b>FURY</b> (Computer Shack) 78,200 ★Jon Jenkins, Milner, GA
<b>BLACKJACK</b> (Radio Shack) 39,450 ★Michael Rosenberg, Prestonsburg, KY 11,820 Woody Farmer, Acme, Alberta	<b>DANGER RANGER</b> (Mad Systems Software) 1,962 ★Michael Rosenberg, Prestonsburg, KY 1,890 Fred Thompson, Saugus, MA	<b>GALAGON</b> (Spectral Associates) 647,230 ★Jack A. Tindle, Soquel, CA 386,950 Robert Alhgrim, Hutchinson, KS 286,741 ●Rod Moore, Fork Union, VA 168,130 Daryl Judd, Nampa, ID 183,180 Lori Heape, Hutchinson, KS 136,510 Mike Ashworth, Huntington, WV
<b>BLACK SANCTUM</b> (Mark Data) 132 ★Jeff Allen, Montrose, CO	<b>DEFENSE</b> (Spectral Associates) 115,335 ★Patricia Bostedor, Jackson, MI 103,660 ●Mary A. Brickles, Allen Park, MI	<b>GALACTIC ATTACK</b> (Radio Shack) 48,520 ★Paul Sanecki
<b>BLOC HEAD</b> (Computerware) 1,218,325 ★Brian Spek, Keswick, Ontario 1,006,200 ●Lindi Wolf, Fairbanks, AK 789,425 Keith Denhoed, Coalhurst, Alberta 781,350 Joe Golkosky, Portage, MI 395,175 Jeff Roberg, Winfield, KS	<b>DESERT GOLF</b> (Spectral Associates) 28 ★Craig Vodnik, Bensenville, IL 31 ●Kenton Fifield, Fort Francis, Ontario	<b>GALAX ATTAX</b> (Spectral Associates) 253,900 ★Shawn McAlpin, Louisville, KY 113,650 Darrin Filand, WA 104,550 Mitch Hayden, Univ. of Minn. 82,650 Steve Hargis, Tucson, AZ 74,550 John Gosselin, Campbell River, British Columbia 23,500 Kevin Marsh, Bokeelia, FL
<b>BUSTOUT</b> (Radio Shack) 42,000 ★Derrick Kardos, Colonia, NJ 42,000 ★Martin Klein, Skokie, IL 34,700 Sara Hennessey, Golden Valley, MN 28,720 Perry Denton, New Baden, IL 27,880 Mike Wells, Pittsburgh, PA 19,630 Tommy Parker, Talladega, AL	<b>DESERT PATROL</b> 310,100 ★Stephane Asselin, Hauterive, Quebec	<b>GHOST GOBLER</b> (Spectral Associates) 1,007,430 ★Todd Brannam, Charleston Hts., SC 825,250 Randy Gerber, Wilmette, IL 423,390 Rich McGervey, Morgantown, WV 255,000 John Osborne, Kincardine, Ontario 228,290 Patricia Lau, York, PA 120,400 David Iverson, Dorval, Quebec 69,900 Jeff Andreessen, New Lisbon, WI
<b>BUZZARD BAIT</b> (Tom Mix) 6,447,950 ★Jon Griffith 5,488,250 Jim Kennett 2,902,700 ●Michael Popovich, Nashua, NH 2,087,650 Edmund Greene, Nashua, NH 1,134,600 Richard Buttermore, Grand Rapids, MI 917,450 James Whitt, Gonzales, TX 569,350 Mike Scharf, Fremont, OH 498,350 Jon Carmichael, Ogden, UT 453,800 Jeff Andreessen, New Lisbon, WI	<b>DEVIL ASSAULT</b> (Tom Mix) 1,762,980 ★Michael Rosenberg, Prestonsburg, KY 1,294,300 John Statham, Strathroy, Ontario 625,000 Simon Dickson, Bangor, N. Ireland 318,550 Kanti Dinda, Kingston, Ontario 294,300 Chip Lilley, Finleyville, PA 78,500 Stephane Asselin, Hauterive, Quebec	<b>GLAXXONS</b> (Mark Data) 18,984 ★Luc Poliquin, Montreal, Quebec
<b>CANDY CO.</b> (Intracolor) 418,325 ★Randall Edwards, Dunlap, KS	<b>DOODLE BUG</b> (Computerware) 3,149,330 ★Eiko Cary, National City, CA 2,577,515 Tim Brown, Clio, MI 1,767,630 Perry Denton, New Baden, IL 448,890 Ellen Ballinger, Uxbridge, Ontario 109,860 Byron Albertson, Williams Lake, British Columbia	<b>GLOMMER</b> (THE RAINBOW) 154 ★Susan Ballinger, Uxbridge, Ontario
<b>CANYON CLIMBER</b> (Radio Shack) 8,990,000 ★Glen Giacomelli, Woodbridge, Ontario 1,603,400 Shen Mansell, Calgary, Alberta 1,571,300 Jeff Weaver, Gordonville, KY 1,426,600 Sean Whitley, Arvada, CO 1,400,200 James Stevenson, Marshall, TX 1,215,800 Jay Pribble, Davenport, IA 315,400 Tommy Parker, Talladega, AL	<b>DOUBLE BACK</b> (Radio Shack) 1,125,000 ★Mark Hurst, Sheridan, OR 1,080,000 Phillip Duplanties, St. Jerome, Quebec 639,210 Paul Baker, Pittsburgh, PA 605,890 Peter Sherburne, Highland, CA 474,040 Paul Moritz, Butte, MT 304,910 Alfredo Santos, New York, NY 142,150 Pamela Santos, New York, NY 64,170 Curtis Frazier, Jr., Enterprise, AL	<b>GRABBER</b> (Tom Mix) 129,100 ★Blossom Mayor, E. Greenbush, NY 70,600 Michael Corman, Lafayette, IN 27,750 Ellen Ballinger, Uxbridge, Ontario 10,050 Anthony Schmuck, Wellsville, PA
		<b>GREY LADY</b> (Jarb Software) 58,300 ★Bertha Jeffries, San Bernardino, CA
		<b>HEIST</b> (THE RAINBOW) 1,500 ★Andy Dater, Medford, OR 1,500 ★Jeff Roberg, Winfield, KS 1,300 Richard King, Houston, TX
		<b>JUNIOR'S REVENGE</b> (Computerware) 3,007,000 ★Tim Brown, Clio, MI

# SCOREBOARD

2,154,900	Scott Kubota, Whitby, Ontario	470,000	Ryan Sambrook, Miami Lake, FL	31,000	Alfredo Santos, New York, NY
2,099,300	Shawn McAlpin, Louisville, KY	412,000	●Tommy Wald, Minneapolis, MN	29,780	Sandy Burton, Melbourne, Australia
1,220,000	Edwin Prather, Oxnard, CA	211,450	Catherine Henry, Boca Raton, FL	21,110	James L. Cunrod, Bonaire, GA
1,115,300	Ryan Van Manen, Grand Rapids, MI	<b>MUDDIES (MichTron)</b>		<b>PROJECT NEBULA (Radio Shack)</b>	
<b>KATERPILLAR ATTACK (Tom Mix)</b>		185,200	★Bertha Jeffries, San Bernardino, CA	1,145	★Barry Logan, Pincneyville, IL
31,672	★Scott Fairfield, Williamstown, MA	156,800	●Glenn Wasson, Castleton, NY	1,120	●John Hopkins, Greenville, SC
25,949	James A. Lafare, Williamstown, MA	147,400	Chris Hafey, Auburn, CA	1,065	William Daley, Biloxi, MS
18,949	Vadim Gotovsky, Toronto, Ontario	124,400	Bernd Pruetting, Scheibenhart, West Germany	995	Dan Heater, Cortland, OH
15,821	Alex Gotovsky, Toronto, Ontario				Dan Bovey, Wheaton, IL
5,426	Russ Rosen, Cardiff, CA	79,900	Kevin Marsh, Bokeella, FL	<b>PYRAMID (Radio Shack)</b>	
<b>KEYS OF THE WIZARD (Spectral Associates)</b>		18,500	Steve Springer, Louisville, KY	220/137	★Chris Cope, Central, SC
662	★Susan Ballinger, Uxbridge, Ontario	<b>NINJA WARRIOR (Programmer's Guild)</b>		220/147	●Ssg. Daniel Pierce, APO San Francisco, CA
662	★Pegi Tindle, Soquel, CA	151,100	★Douglas Roger, Harvard, MA	220/224	Tony & Hazel Rye, Ingleside, Ontario
662	★Ellen Ballinger, Uxbridge, Ontario	106,300	●Bud Seibel, Tumbler Ridge, British Columbia	220/236	Pat McWhinney, Key Largo, FL
<b>KING TUT (Tom Mix)</b>		102,400	Christopher Gelowitz, Claresholm, Alberta	220/289	Douglas G. Oxenreider, Montevideo, MN
130,200	★Alan Higgs, Calgary, Alberta	86,100	Ryan Sambrook, Miami Lake, FL	220/	Jerome Galba Jr., Rochester, MI
<b>THE KING (Tom Mix)</b>		75,300	Brad Gaucher, Hinton, Alberta	210/	Chris Young, Ft. Worth, TX
10,000,100	★Mark Smith, Santa Ana, CA	73,000	Susan Ballinger, Uxbridge, Ontario	<b>Q-NERD (THE RAINBOW)</b>	
4,040,300	Andy Truesdale, Ferguson, MO	49,000	Kelly Anderson, Carnegie, OK	6,512,020	★Ray Ravalitera, Bethune, France
3,343,000	Corey Friedman, Minnetonka, MN	35,800	Lisa Ballinger, Uxbridge, Ontario	184,780	Ray Suplee
2,410,200	Candy Harden, Birmingham, AL	17,400		181,920	Susan Bennington, Pensacola, FL
2,367,900	Richard Lacharite, Sherbrooke, Quebec	<b>OFFENDER (American Business Computers)</b>		27,800	●Richard King, Houston, TX
545,700	Tim Magnussen, Lafayette, TN	113,000	★Kevin Marsh, Bokeella, FL	10,300	Bill Sain, Charlotte, NC
148,200	Chris Cope, Central, SC	<b>OUTHOUSE (MichTron)</b>		<b>QUASAR COMMANDER (Radio Shack)</b>	
<b>KLENDATHU (Radio Shack)</b>		530,751	★Rosalie Siclari, Staten Island, NY	114	★Paul Sanecki
1,962,741	★Jay Pribble, Davenport, IA	528,694	●Benjamin Hebb, Bridgewater, Nova Scotia	<b>RAAKA-TU (Radio Shack)</b>	
1,245,821	●John Sandberg, Concord, CA	160,200	David Lazar, Englishtown, NJ	25	★Brian Sobolewski, Orange Park, FL
1,193,350	Tommy Parker, Talladega, AL	101,650	Davey Devlin, Clyde, NC	40	●David Joyner, Raleigh, NC
1,182,685	David L. Ferris, Shickshinny, PA	69,848	Phillip Laurell, Lansing, MI	<b>RAINBOW ROACH (THE RAINBOW)</b>	
<b>LANCER (Spectral Associates)</b>		6,412	Kevin T. Cornell, Greentown, IN	124,800	★Cheryl Endlich, Perry Hall, MD
2,797,450	★Randall Edwards, Dunlap, KS	6,022	Steve Springer, Louisville, KY	122,700	Peter MacLeod, Montague, Prince Edward Island
2,354,000	Alex State, Las Vegas, NV	<b>PAC 'EM (THE RAINBOW)</b>		113,500	Andrew Smith, Columbia, SC
875,150	Larry Capen, Folsom, CA	2,080	★Stephanie Gregory, Cocco Solo, Panama	102,000	John Statham, Strathroy, Ontario
736,250	Sharon Casten, Folsom, CA	1,999	Kevin R. Hubbard, Huntington, WV	69,600	Bill Grubbs, Columbus, IN
617,500	Donna Willoughby, Brookfield, IL	1,951	●Dr. James Peterson, Radcliff, KY	20,000	Wenlock Burton, Melbourne, Australia
124,200	Curtis Frazier, Jr., Enterprise, AL	1,870	Steve Olson, Calgary, Alberta	<b>REACTOIDS (Radio Shack)</b>	
<b>LASERWORM &amp; FIREFLY (THE RAINBOW)</b>		1,631	Raymond R. Hubbard, Huntington, WV	931,395	★Linda Mobbs, Pt. Huron, MI
94,748	★Brian Chafin, Weyers Cave, VA	1,572	Kenneth Berghenham, Lawton, MI	203,800	Andrew Lehtola, Mound, MN
54,672	Michael Rosenberg, Prestonsburg, KY	<b>PARA-JUMPER (THE RAINBOW)</b>		86,615	Robbie Anderson, Monrovia, CA
43,420	Eric Morrell, Sayreville, PA	822	★Peter MacLeod, Montague, Prince Edward Island	41,100	Jeff Loeb, Mobile, AL
37,250	Rene Belisle, Montreal, Quebec	<b>PHANTOM SLAYER (Med Systems Software)</b>		<b>ROBOTTACK (Intracolor)</b>	
29,872	Theodore Latham Jr., Rich Square, NC	2,668	★Michael Brooks, Glade Spring, VA	2,437,000	★Mike Scharf, Fremont, OH
<b>LUNAR ROVER PATROL (Spectral Associates)</b>		2,488	Troy Messer, Joplin, MO	2,216,950	●Randy Hankins, Tabor, IA
162,100	★Sara Aliff, Northeast, MD	1,852	Curtis Boyle, Saskatoon, Saskatchewan	1,922,200	Erik Merz, Noblesville, IN
154,650	Tom Aliff Jr., Northeast, MD	1,306	Marc Hassler, Gainesville, FL	1,512,200	Robert Kiser, Monticello, MS
66,900	Wayne Johansen, Rocanville, Saskatchewan	1,126	Gille Giroux, North Bay, Ontario	1,424,300	John Osborne, Kincardine, Ontario
66,850	Randall Edwards, Dunlap, KS	<b>PICTURE PUZZLE (DSL Products)</b>		<b>SCARFMAN (Comsoft)</b>	
47,250	Curtis Frazier, Jr., Enterprise, AL	30,126	★Vicki Ineson, Westland, MI	412,050	★Michael Cerami, Springfield, VA
38,300	Jeff Luster, Fairview Park, OH	<b>PINBALL (Radio Shack)</b>		357,190	Jeremy Schild, Clinton, UT
<b>MAZELAND (Chromasette)</b>		12,000,000	★Gerry Farmer, Calgary, Alberta	261,850	Kristin McGahee, Pembroke Pines, FL
3,050	★Mark Kromeke, Albuquerque, NM	2,800,090	●Glen Ewing, Brooklyn, Ontario	253,920	Scott Boulanger, Columbus, OH
<b>MAZE PANIC (New Horizons Group)</b>		<b>PLANET INVASION (Spectral Associates)</b>		<b>SHOOTING GALLERY (Radio Shack)</b>	
12,080	★Paul Sanecki	177,900	★Russ Rosen, Cardiff, CA	120,640	★Robert J. Wallace, Waldorf, MD
<b>MARATHON (THE RAINBOW)</b>		<b>POLARIS (Radio Shack)</b>		67,700	Vernell Peterson, Radcliff, KY
109,330	★Jimmy Morse, St. John, WA	231,296	★Nico Swinkels, Boxtel, Netherlands	44,670	Mark Nichols, Birsay, Saskatchewan
101,520	●David Dean, West Mansfield, OH	63,053	★Paschal Wilson, Kentwood, LA	44,480	R. Duguay, St. Bruno, Quebec
71,550	Larry Evans, Elk Grove Village, IL	<b>POLTERGEIST (Radio Shack)</b>		31,340	Martin Peterson, Lynchburg, VA
<b>MEGA-BUG (Radio Shack)</b>		6,600	★Ray Suplee	<b>SKIING (Radio Shack)</b>	
60,000	★Robin Worthem, Milwaukee, WI	<b>POOYAN (Datasoft)</b>		05,85	★John Hopkins, Greenville, SC
18,902	John Tiffany, Washington, DC	1,138,500	★Linda Cote, Montreal, Quebec	12,08	●Kelly Kerr, Wentzville, MO
15,999	Ed Mitchell, Ragged Mountain, CO	890,850	●Jerry Morgan, Independence, MO	13,73	Janel Strohane, Ashland, WI
14,297	Aleisha Hemphill, Los Angeles, CA	480,450	Bernd Pruetting, Scheibenhart, West Germany	21,35	Jean-Claude Talianna, Brossard, Canada
11,894	Paschal Wilson, Kentwood, LA	279,450	Chip Lilley, Finleyville, PA	29,52	Andrew Truesdale, Ferguson, MO
<b>METEORS (Spectral Associates)</b>		273,450	Davey Devlin, Clyde, NC	44,02	Brad Gaucher, Hinton, Alberta
26,580	★Kevin Endlich, Perry Hall, MD	249,900	Erika Oldale, Athabasca, Alberta	<b>SLAY THE NEREIS (Radio Shack)</b>	
16,870	Keith Marsh, Bokeella, FL	207,950	Jeff Allen, Montrose, CA	328,521	★Edward Meyer, Vancouver, British Columbia
14,200	Craig Dutton, Goose Bay, Labrador	145,150	Lori Heape, Hutchinson, KS	116,588	Peter MacLeod, Montague, Prince Edward Island
<b>MONSTER MAZE (Radio Shack)</b>		86,600	Robert Harmon, Virginia Beach, VA	<b>SNAKER (THE RAINBOW)</b>	
650,530	★Bruce March, Barrie, Ontario	41,800	Pat Hice, Newton, NC	1:26	★Dan Sobczak, Mesa, AZ
533,450	John Hanks, Gaines, MI	38,900	Stevie Hice, Newton, NC	<b>SOLO POKER (Datasoft)</b>	
495,850	Andrew Mitchell, Melbourne, Australia	<b>POPCORN (Radio Shack)</b>		980	★Carol Dawn Staker, Moscow, ID
300,000	James Stevenson, Marshall, TX	48,930	★Paul Baker, Pittsburgh, PA	850	Granville Bonyata, Tallahassee, FL
<b>MOON HOPPER (Computerware)</b>		43,970	●Jeff Weaver, Gordonville, PA	740	Allan Mercurio, Portsmouth, RI
114,540	★Susan Ballinger, Uxbridge, Ontario	39,590	Jeanie Roberts, Watertown, NY	450	Kevin Marsh, Bokeella, FL
53,570	Robert Harmon, Virginia Beach, VA	39,470	Nicole Freedman, Wellesley, MA	<b>SPACE SHUTTLE (Tom Mix)</b>	
<b>MISS GOBBLER (Procolour Group)</b>		38,310	Bertha Jeffries, San Bernardino, CA	595	★Steve Schweitzer, Sewell, NJ
59,900	★Cathy Anderson, Carnegie, OK	37,910	Wenlock Burton, Melbourne, Australia	585	Kenton Fifield, Fort Francis, Ontario
<b>MR DIG (Computerware)</b>		34,910	Ellen Ballinger, Uxbridge, Ontario	585	Randall F. Edwards, Dunlap, KS

# MORE... RAINBOW SCOREBOARD

576 David J. Banks, Greendale,  
British Columbia

575 Fred Weissman, Brookline, MA

**STORM ARROWS** (Spectral Associates)

168,000 ★Steven Ohsie, Deer Park, TX

136,650 Brian Specht, Rochester, NY

68,400 Jim Irvine, Sudbury, Ontario

**STRATEGY FOOTBALL** (THE RAINBOW)

201-0 ★Dan Sobczak, Mesa, AZ

**TIME BANDIT** (MichTron)

243,620 ★Mark Wooge, Omaha, NE

214,850 Sally Naumann, Hailey, ID

129,240 Brian Larrson, Fridley, MN

106,720 Glen Heidebrecht, Topeka, KS

66,700 Fred Naumann, Hailey, ID

46,330 Rosa Maria Papis, Williamsburg, VA

28,890 Alfredo Santos, New York, NY

25,610 Pamela Santos, New York, NY

**TOUCHSTONE** (Tom Mix)

65,520 ★Kevin Marsh, Bokeelia, FL

**TRAILIN' TAIL** (THE RAINBOW)

76,275 ★Michael Rosenberg, Prestonsburg, KY

33,454 Kenneth Bergenham, Lawton, MI

26,640 Dr. James Peterson, Radcliff, KY

24,415 Kenton Fifield, Fort Frances, Ontario

19,820 Dan Sobczak, Mesa, AZ

**TRAPFALL** (Tom Mix)

120,406 ★Keith Marsh, Bokeelia, FL

114,322 ●David Joyner, Raleigh, NC

113,408 Rich Trawick, N. Adams, MI

112,596 Kanti Dinda, Kingston, Ontario

112,404 Russ Rosen, Cardiff, CA

108,000 Sandy Burton, Melbourne, Australia

55,568 Adam Jensen, Racine, WI

**TUT'S TOMB** (Mark Data)

158,000 ★Chris Russo, Miami, FL

121,240 Mickey McCafferty, Oceanside, CA

106,460 Eileen Kaakee, Royal Oak, MI

104,360 Gary Marshall, Layton, UT

98,600 George Kaakee, Royal Oak, MI

61,100 Heidi MacPherson, Pennsville, NJ

**WACKY FOOD** (Arcade Animation)

227,900 ★Jon Jenkins, Milner, GA

105,100 ●Stephane Asselin, Hauterive, Quebec

**WHIRLYBIRD RUN** (Spectral Associates)

516,450 ★Dan Shargel, Arroyo Grande, CA

283,100 Nathan Russell, Minco, OK

157,000 Hughens Bien-Aime, Montreal, Quebec

103,900 Dann Fabian, Crestview, FL

98,400 Dave Lubnow, Sussex, NJ

**ZAXXON** (Datasoft)

1,510,000 ★James Quadrella, Brooklyn, NY

666,000 Andy Green, Whitehall, PA

401,900 Mike Hughey, King George, VA

370,400 Chris Coyle, Selden, NY

260,600 Roger Buzard, Lima, OH

127,300 David Iversen, Dorval, Quebec

121,800 Geoff Reber, Clinton, IA

110,900 Donna Siclari, Staten Island, NY

106,600 Dan Thomas, Hanover, PA

94,400 Ronald Jay Gates, Grand Rapids, MI

81,000 Chris Young, Ft. Worth, TX

78,700 Paul Harper, Rimersburg, PA

76,300 Brant Putnam, Tucson, AZ

68,200 James Toth, Punxsutawney, PA

64,800 Jeff Luster, Fairview Park, OH

— Kevin Nickols

## SCOREBOARD POINTERS

In conjunction with THE RAINBOW's Scoreboard, we offer this column of pointers for our game-playing readers' benefit. If you have some interesting hints and tips, we encourage you to share them by sending them to the Scoreboard, c/o THE RAINBOW.

### THANK YOU, TU

#### Scoreboard:

First of all, I would just like to say thanks to all the people who helped me on *Raaka-Tu*. I still need help, though, with *Bedlam* and *Madness and the Minotaur*. Please write to me at 230 Yarmouth Rd., 60007.

Larry Evans  
Elk Grove Village, IL

### GHOST BUSTERS

#### Scoreboard:

I've found that in the game *Ghost Gobbler* (at least in the old version), &H2FFE controls the appearance of the bonus food in screen one, &H2FFF does so for screen two, and so on through screen eight. *POKEing* values from eight to 90 into these areas causes interesting bonuses to appear!

Also, you can *POKE &H2700,0* to remove the teleporter or &H2700,2 to make it work every time.

Steve Clark  
Bethlehem, PA

### LIFE'S LITTLE PROBLEMS

#### Scoreboard:

I have a problem concerning Tom Fagan's letter entitled "Life Everlasting" (July '84 RAINBOW). I tried his *POKE* for *Zaxxon*, but it didn't work. The problem I had was simply not knowing what to type and when to type it. Could you please help me?

Ronald Gates  
Grand Rapids, MI

**Editor's Note:** To use the "immortality" *POKEs*, you must first *LOADM* the game (the given *POKE* is for the disk version of *Zaxxon* only). Then, before *EXECuting* it, type *POKE &H6418,x* (where 'x' is any number between 1 and 255) and *ENTER*. Then type *EXEC* and *ENTER*. For games that *EXECute* automatically, you may be able to hit the *Reset* button and then enter the *POKE*.

### CAVERN COPTER REVISITED

#### Scoreboard:

I read the letter in the July '84 issue about *Cavern Copter* (Feb. '84 RAINBOW). I think it works very well and I have a way to make it a little better.

In order to get as many lasers as you want, *EDIT* Line 752 (*IF F=3*) and change the three to any number you want. [Then] *EDIT* Line 235 [and] change the three to whatever number you picked:

235 DATA "You have three lasers for the entire mission, but you can't use any in the last cavern."

I think this [makes it] a little easier to get past the creatures, [since] you don't run out of lasers at the wrong time!

Dan Sobczak  
Mesa, AZ

### BUSTIN' OUT

#### Scoreboard:

For those of you having trouble with *Bedlam*, listen up. You go into the room that has the window hook and get the red key by just typing in *GET RED KEY WITH HOOK*. To get the green key, stand outside the shock room and *GET GREEN KEY WITH HOOK*. (If the doctor injects you, just type *PLUGH* and you'll be cured.) Open all doors until you come to the hallway which leads into the next section. Then, find the refrigerator, *PUT PILL IN HAMBURGER*,

and give it to the dog. If the dog croaks, go out the door. When the guards put you in a room, OPEN GREEN DOOR WITH GREEN KEY and you're free.

In *Raaka-Tu*, you can kill the gargoyle by lighting the green candle in the room. Also, be careful of the teleportation rooms. Drop the ring once and pick it up again.

If anyone can figure out *Karrak* (Feb. '84 RAINBOW), please let me know. I — like everyone else — am stuck at the pit and slot.

Peter McIntyre  
Agana, Guam

### KARRAK THE INVINCIBLE

**Scoreboard:**

I am having a lot of trouble with *The Amazing Adventures of Karrak* (Feb. '84 RAINBOW). I can't get past the pit in the first game. If anyone has any answers to this game, please send them to 11654 Plaza Dr., Apt. 5, 48420.

Daniel Bee  
Clio, MI

**Scoreboard:**

Great news for all you worn out Adventurers! I have answers to some of the most popular Adventures out today. They include *Raaka-Tu*, *Pyramid*, *Sands of Egypt*, *Bedlam*, *Tower of Fear*, *Black Sanctum*, *Shenanigans*, *Seaquest*, and any of the Adventures published in THE RAINBOW. I should also have *Madness and the Minotaur* and *Alice in Wonderland* solved by the time this is printed. For \$1, I will send a folder with step-by-step answers to the Adventure requested. Write to me at 2402 Pretty Bayou Dr., 32405.

If you send me an Adventure that I cannot solve I will pay \$10 for the solution (must be a legitimate Adventure with a solution). I am quite sure this will please any Adventurer.

Also, if there are any CoCoers in the Panama City area, give me a call at (904) 763-1606. I have a few Adventures of my own.

Ryan Elam  
Panama City, FL

### BULLHEADED PROBLEM SOLVERS

**Scoreboard:**

I am having a difficult time with *Madness and the Minotaur*. I would like to hear from anyone who can give me a map or can tell me: 1) how to get out of the maze, 2) how to get a shield, 3) how to get rid of the monsters, or 4) how to score all the points. Write to me at Box 111, 55016.

Dan Johnson  
Cottage Grove, MN

**Scoreboard:**

I'm a real fan of Adventure games and now I need some help. If anyone can help me in getting spells in *Madness and the Minotaur*, write to me at Rt. 4 Wardsville Rd., 65101.

Kevin Green  
Jefferson City, MO

### LIFE IN THE DUNGEONS

**Scoreboard:**

I have the cartridge of *Dungeons of Daggorath* and have been great so far. But on the third level I come to the wizards image and he kills me after I get one shot in.

What I would like to know is how to kill that sucker? If you can help, write to me at SS#3 East Beaverly Rd., V2N 2S7.

Mike Schneider  
Prince George, British Columbia

**Scoreboard:**

I need help with the Radio Shack Adventure *Dungeons of Daggorath*. What I need is a list of the rings and the words to incant them. Also, if possible, maps of the different levels. If anyone can help me, please write to P.O. Box 555, 78040.

Fred Turner  
Laredo, TX

**Scoreboard:**

I've talked to many CoCo users who have played the *Dungeons of Daggorath* Adventure game. All say the wizard can't be slain. Well, I have slain the wizard twice, first in 30 hours and then in 14 — and on the original CoCo tablet keyboard. Typing speed and accuracy, sequencing creature destruction, husbanding limited resources, and plotting logical strategies are the keys to getting all five levels cleared. (Hint: You need a good dictionary to incant the last ring.)

I caution the user that this Adventure is very stressful and frustrating. You must make many saves ("ZS"). Split-second coordination is mandatory. Expect to "ZS" at least 150 times the first time around and about 30 times the second.

The third level is the most difficult, followed by the fourth, second, fifth and first in that order. You've really accomplished a masterful milestone when you see the last message: "Behold! Destiny . . ." (It's not cricket to give all the secrets away.) The new wizard sports a new model scepter, too!

L. Grant Shideler  
Lakewood, CO

### NEVER ENOUGH MONEY

**Scoreboard:**

I am having trouble with *Raaka-Tu*. How are you able to get 50 points when you must get rid of the coin (five points) so as to not get shot by the statue? It's the same with *Pyramid*; how do I get points for the coins when, almost every game, I have to get new batteries. Also, *Madness and the Minotaur* has me completely stumped.

If you can help me through these problems, please send the answers to 184-D Main St., 06786.

Kenny Neill  
Terryville, CT

**Scoreboard:**

I have solved the following Adventures: *Bedlam*, *Pyramid*, *Raaka-Tu*, *Black Sanctum*, *Calixto Island*, *Shenanigans*, and *Ghost Town*. If anyone needs help, send an SASE to 57 Cardinal Dr., 11576.

Mike Sitzer  
Roslyn, NY

### THE WRATH OF RAAKA-TU

**Scoreboard:**

I have some clues for *Raaka-Tu*. To get out (from the idol room), type GO UNDER ALTAR. Also, you can use the candle to kill the gargoyle.

I need help finding the last treasure in *Raaka-Tu* and I need help with everything in *Sands of Egypt*. Write to me at 914 Albany Ct., 27609.

David Joyner  
Raleigh, NC

**Scoreboard:**

I would like to know how to get across the rug in *Raaka-Tu*. I also would like to know where the potion is (I have done some programs published in THE RAINBOW that reveal the objects in the game). Please help me! Write to me at Box 116, 72843.

Chuck Poynter  
Hector, AR

**Scoreboard:**

In the May '84 issue of THE RAINBOW there was a letter that revealed the answer to my favorite Adventure game, *Raaka-Tu*. When I saw that answer I could have died, because I had spent hours sitting there staring at my monitor trying to think of a command that would get me over the pit and through the wooden door. The end to that Adventure was a giant let-down. It was like the author couldn't think of anything else, so he just did that.

Mike Sengstock  
Meriden, CT

# The Halt Pin And Its Function

By Tony DiStefano  
Rainbow Contributing Editor

---

**A** while ago I wrote about the pins' functions on the cartridge connector of your computer. One of the pins was the "HALT" pin, which is the center of discussion for this month.

The HALT pin is not one of the most popular pins. Certainly not as popular as, let's say, an address line or a data line. Address and data lines are used continuously while the HALT line can sit idly forever. In fact, if you don't have a disk controller or anything else plugged in the cartridge slot, the HALT line will not be used. The disk drive controller always uses the HALT line to do its I/O.

What does the HALT line do? It does what it says it does — halt. When this line is logically high (five volts), it is inactive. But once the HALT line goes low, at zero volts, many things start happening. The CPU will stop. First of all, the CPU will finish its current instruction, which takes between two to 15 clock cycles, depending on what instruction the CPU was executing. Then the CPU will tristate the address bus and the data bus, which means the CPU will neither input nor output — it

is inactive. Everything stops, however, nothing is lost. When halted, the BA (Bus Available) and the BS (Bus Status) lines will go high. This indicates that the CPU is in the halt state. You don't have to worry about these lines; Radio Shack chose not to use them by not bringing them to the cartridge connector. The CPU registers are all preserved and the RAM (random access memory) is still refreshed. That's the SAM chip's job.

Everything will stay halted until the HALT line returns to a high state. Then

---

*"The HALT line has a multitude of uses. The most useful and practical is to slow down a BASIC listing."*

---

the CPU will continue just as before. While halted, the CPU will not respond to external real-time requests such as the Interrupt Request or the Fast Interrupt Request. The Non-Maskable Inter-

rupt and the Reset will be latched for later request. Stopping the CPU will usually not cause any problems, but under certain conditions, problems can occur. This is when the CPU is involved in critical timing. Examples are cassette or disk I/O; timekeeping or serial I/O like printer; or modem I/O. If the CPU is HALTED during these and other timing conditions, loss of data or complete scrambling of data is eminent. Timing loops can be thrown off, so stay away from the halt line when doing I/O or timing.

What could one use the HALT line for if one had control of it? Well, there are a multitude of uses. The most useful and practical is to slow down a BASIC listing. You know, when you do a *LIST* and a long flash of text just streams by? Well, you could slow that down to a reasonable speed using the halt line. Another use is to study, step by step, how the CPU draws graphics. You study the different techniques programmers use to draw and move objects on the Hi-Res graphics screen. A third use is to study how BASIC commands function such as *PRINT* and *SET* and *RESET*.

Now that you know all about the HALT line and what useful things you can do with it, let me show you how to put together a small circuit that will let

---

*(Tony DiStefano is well known as an early specialist in Color Computer hardware projects. He is one of the acknowledged experts on the "insides" of CoCo.)*

you control the HALT line. First you will need parts, which are listed in Table 1. You will also need the standard "tool kit" for assembling. It is not a very difficult circuit to put together, just the usual parts. Follow the diagram in Figure 1, and put the circuit together. Use the socket for the IC. When you are finished plug the board into the ROM Pak of the CoCo or any one of the slots of the Multi-Pak Interface. It will also work with the CoCo 2. You might want to put the switches and the pot on another small board with remote wires so that it would be more accessible when using it. Also if the rapid fire mode is too fast or slow, try changing the value of C2. The lower the value, the faster it will go and vice versa. Try a .001 to a .01

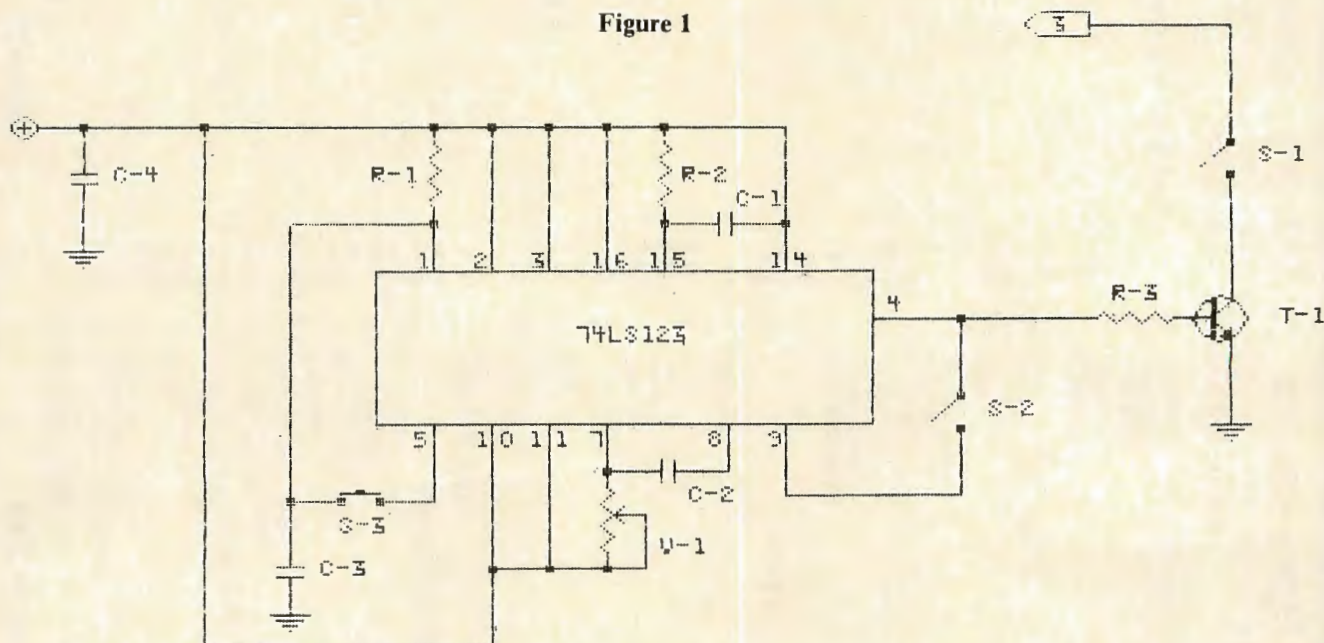
capacitor.

With switches 1 and 2 off, turn on the computer. Everything should work normally. Now turn switch 1 on. The cursor should stop. Press the push-button several times. The cursor will flash occasionally. Turn on switch 2. When you push the button, the cursor should start to flash slowly. Turn the potentiometer from one end to the other. The cursor should speed up and slow down. That is your speed control when switch 2 is on. When switch 2 is off, the push button acts like a single stepper. When it is on, it is rapid fire. When switch 1 is off, the whole thing is disabled. The task is complete. I'm sure that you will find many uses for the HALT line.

Table 1

PARTS LIST	
ID	DESCRIPTION
R1,2,3	1K OHMS 1/2 WATT
V1	500K OHMS POTENTIOMETER
C1	150 PF 10 VOLTS
C2	.005 MF 10 VOLTS
C3,4	.1 MF 10 VOLTS
IC1	74LS123
T1	2N3904
S1,S2	SPST SWITCH
S3	MOMENTARY PUSH ON SWITCH
PCB	PROTO-BOARD (RGS MICRO)
—	16 PIN SOCKET

Figure 1



#### THE ROMPACK COPIER

- Copy and run rompacks from cassette or disk.
- Works even on so called "problem packs"  
64K required. cassette \$16.95

#### TRIVIAL CHASE

This is the one! The game that has become a cult phenomena finally comes to the Co Co. The board you play on is represented by graphics. 2000 trivia questions included. Not an imitation! ECB req. 16,32,64K all included. cassette \$24.95

**EXTERNAL EVENTS SOFTWARE CO.**  
P.O. BOX 892 • MADISON, TN 37116

## SO. CALIFORNIA SHINES



RESIDENTS & VISITORS—WE ARE THE  
COLOR COMPUTER SPECIALISTS IN  
**LOS ANGELES.** SOFTWARE,  
MODEMS, BOOKS, PRINTERS,  
MONITORS, ACCESSORIES

## POLYGON CO.

1316 Wilshire Blvd. • Suite 206 • Los Angeles, CA 90017  
(213) 483-8388

# Saguaro Software

## Kidstuf

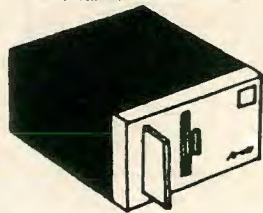
Picture, Letter, or Number Association. Play an old-time tune with correct answer (7 songs), buzzes when wrong & waits for correct choice. 8 screens.

Tape - \$19.95

Disk - \$24.95

## Amdex Color I Plus Color Monitor \$299

Video Driver - \$20 W/Purchase



## Amdisk 3 Amdek Dual 3" Disk Drive

New Low Price

# \$450

Includes 2 Diskettes  
And 2 Drive Cables  
(One Amdek, One 5 1/4")

First Box Of Diskettes - \$45.00 (Reg. \$55)

R.S. Controller - \$135 With Amdisk 3

## GAMES

### PRICKLY-PEAR

* Travelin' Toad	32K	18.75
* Ockywoy	32K	18.75
* Light Runner		18.75
* Jumbo Jet		18.75
* Color Disk Trivia		22.75
* Question Disk		14.75
* With Color Trivia		7.50
Adventure in Wonderland	32K	18.75
Decipher		18.75
ERLAND	32K	18.75
Flight		14.75
Football		14.75
Gangbusters		14.75
Great Word Game		14.75
Monsters & Magic	32K	14.75
Naked Gamer		16.75
Teeeeoff		18.75
Viking!		14.75

### TOM MIX

*World of Flight	32K	23.75
*Chambers	32K	19.75
*Warehouse Mutants		19.75
*Draconian	32K	21.75
*Quix	32K	19.75
*Elec * Tron		19.75
Junior's Revenge	32K	22.75
Space Shuttle	32K	22.75
SR-71	32K	22.75

### PFA

* Guillotine		7.75
* Flasher		14.75
Dunk-a-Duck	Tape	14.75
Inspector Clueseau		14.75
Patti Pak		16.75
Stagecoach		14.75
TYCOON	Tape-32K	14.75

### SUGAR

Flying Tigers	16K	19.75
Syntax Stories		8.75
Silly Syntax		16.75
3" Diskettes	10 for	\$55
Paper - 3,000 Sheets		32.75
Blank C-15 Tapes		.75
100% Tested Disk SDD 5 1/2"	Box of 10	\$20
10 Year Guarantee		
R.S. Disk Manual		\$17

\* Denotes New Programs

## EDUCATION

### PRICKLY PEAR

Music Reader	26.75
Phonics 1 or 2 (tape only)	18.75
Prereader 1, 2 & 3	18.75
Spelling	37.75

### PFA

*Alphabet	8.75
Chalkboard Math	15.75
Ed. Pack 123's, ABC's, Big-Bigger	
Biggest, Shapes	18.75
Heart-Lung-Circulatory	26.75
Medical Terminology	14.75

### SUGAR

Bible Stories	21.75
Great U.S.A.	15.75
Prereader	15.75
Presidents of the U.S.	16K 19.75

## APPLICATIONS

### PRICKLY PEAR

Family Income Organizer (disk)	22.75
*Colorcal	18.75
Satellite Tracker	59.75
Super Astrology	32K 18.75

### PFA

*Family	11.75
*Little Leaguer	32K 18.75
Stock Manager	31.75
Super Bowling Secretary	32K 19.75
Hurricane Tracker	11.75
Stress Evaluator	18.75

### SUGAR

Co-Co Calligrapher	32K 19.75
--------------------	-----------

## UTILITY

### Filmstr

23.75

### PRICKLY PEAR

Clone Master	Tape-32K	29.75
Color Kit		26.75
Tape Omni Clone (tape)		22.75
Super Scroll	64K	18.75
Rom Free	64K	18.75
Modern Master	16K	18.75

### PFA

*Text Master Graphics	32K	11.95
Super Disk Utility (disk)		35.75
*Master Graphics Tool Kit	32K	29.75

### SAGUARO

Move-it!		15.95
----------	--	-------

### SUGAR

Auto Run	15.75	Tim's	20.75
Semigraf	32K 15.75	Tim's Mail	15.75

## NEW FROM

### SAGUARO SOFTWARE

## Treasure Hunt

A graphics text adventure. You walk with our graphics character through desert, mountains and city to seek the elusive treasure of gold. Super graphics with a person who walks with you at each turn. 64K. Tape-\$24.95, Disk-\$29.95.

## Co-Co Receivables

Keep track of all those accounts with current list of accounts, statement printing, last activity date, and current month's transactions, debits & credits. Disk storage of data. 32K disk. \$29.95.

## Ultimate Bingo

### & Jackpot

Do you want the ultimate in bingo? Use your LP7 or 8 to print the number of cards you desire. You can choose from 3 speeds & even pause the game to check the winner.

## Jackpot

Pull the one arm bandit's arm & see if you can beat the odds. Both only: tape-\$19.95, Disk-\$24.95, Amdek-\$29.95.

## NNFUSICOO

## CONFUSION

3 modes of play, 3-4/5-6/7 letter words. You select time to govern how long (30 or 60 seconds) to unscramble the words. First person with ten correct wins. 1-4 can play. Tape-\$19.95, Disk-\$24.95, Amdek-\$29.95.

## Co-Co Keno

Bring Las Vegas' Keno game home with Co-Co Keno. Bef \$1, \$3 or \$5 & mark off 1 to 15 spots...can you beat the odds & win \$50,000? 16K high resolution screen. Keno chart print included. Tape-\$24.95, Disk-\$29.95, Amdek-\$34.95.

## Loveless Manor

Trapped in a bedroom by your evil aunt, you've admired Queen Cinderella's castle in the distance...and you've just discovered she's a distant cousin. Can you escape to her protection? 32K. Great Word Adventure. Tape-\$19.95, Disk-\$24.95, Amdek-\$29.95.

Add \$3.00 For Disk, \$6.00 For Amdisk



Arizona Residents Add 7% Tax • Add \$1.00 Per Program For Shipping (\$4.00 Maximum) - Dealer Inquiries Welcome • Some Quantities Limited • Ask About Royalties

7331 E. Beverly - Tucson, AZ 85710 - (602) 885-6508





# GEOGRAPHICS

A colorful, Hi-Res quiz of the 50 States and their capitals

Program by Joseph S. Paravati

**L**earning the 50 states and their capitals was always a challenging part of geography class. Memorizing the names of all those cities was not any easy task. Here is a program that can be used to help you put those cities with the right state. *MAP*, which requires 32K ECB, is a game as well as a learning tool. After *CLOADing* and *RUNing*, you are given instructions and then presented with a blue map of the United States.

Each state will be randomly highlighted in red. You must type in the name of that state (spelling counts!) and push ENTER. For each correct answer you score 10 points. If you make a mistake, you will be given the correct answer. Next, a tiny white flashing dot will appear where the capital of that

# COLOR TERM + PLUS +

If you're looking for the finest terminal software you can buy, look no further! And now we've added a **high-res screen** display that gives you 32 by 16, 42, 51, or 64 by 24 lines.\* And you can switch between the high-res screen and the normal screen *without* destroying what you have in the buffer! **+ PLUS +** we have a buffer editor, complete up and down load support, on-line cassette or disk reads and writes, off-line and on-line scrolling, pre-entry of data before calling, word wrap, buffer printing, selective printing, change any parameter so you can communicate with **any** other computer. You can send and receive Basic programs, ASCII file, as well as machine code, **+ PLUS +** you can save your buffer to tape (Tape or Rom version) or disk (Disk version). You can communicate with the local **BBS, Compuserve™, The Source™**, the main frame at work or school, other color computers, Apples, IBM PC'S, TRS-80 Model I, II, III, IV, 12, 16, 100, or any other computer via RS-232.

Compare these features with **any** other terminal program:

32x16, 42, 51, 6x24 Screen  
 Communications BAUD Rate: 110-19200  
 Printer Baud Rate: 600-9600  
 Select Half or Full Duplex.  
 Select Odd, Even, or no Parity.  
 Select 7 or 8 Bit Words.  
 Send Control Characters.  
 Send a True Line Break.  
 Separate Keys for Escape and Rubout.  
 Select All Caps If Needed.  
 Word Wrap — Eliminate Split Words.  
 (32 Character Mode)  
 Selectable Reverse or Normal Video.  
 (32 Character Mode)



Scroll Protect Up to 9 Lines.  
 Automatic Capture of Incoming Files, Send One Line At a Time From Your Buffer.  
 Has Programmable Prompt for "Send Next Line!!"  
 Buffer Size Indicator.  
 Complete Up and Down Load Support.  
 Improved Buffer Editor.  
 On/Off Line Scrolling of Buffer.  
 On/Off Cassette or Disk Reads and Writes.  
 Pre-Enter Data Before Going On-Line.  
 Save/Load Machine Code, Basic Programs or Files.  
 Select Printer Line Feeds If Needed or Ignore All Line Feeds in Buffer.

\*Disk and Rom Pack only (not on tape). PRICE: \$29.95 (TAPE) \$39.95 (ROM PACK) \$39.95 (DISK)

BBS 817-387-8381

## HARDWARE

**SUPER PRO KEYBOARD** — Mark Data replacement. . \$64.95  
**DOUBLE SWITCH I** — This is our original switch box. Two LEDs show you which port is being used, 1 or 2. High quality parts, and a new great looking yellow face plate. . . . . \$29.95  
**DOUBLE SWITCH II** — Same as the above switch box, but we have added three RCA jacks, and a switch which allows you to switch between your 80 column board output, and your computer output at a touch instead of unplugging. . . . . \$39.95  
**VIDEO SWITCH** — Switch between your 80 column board, and your computer's output. Two LEDs display the device. . . . . \$19.95  
**DOUBLE CABLE** — If you don't have a lot of money to spend, you can hook a modem and a printer up at the same time using this Y-Cable. Works with most printers. . . . . \$14.95  
**WORD PAK (80 Column Board)** — This is one of the finest pieces of hardware to come along since the CoCo. Allows you to display a real 80 column screen, not the graphics that are sometimes difficult to read. Comes with a software driver that will interface basic into the 80 column board. . . . . \$139.95  
**Y-CABLE** — Used with the **WORD PAK** when disk drives are being used. Not needed if you own some type of multi-port device, the Multi-Pak interface for instance. . . . . \$29.95  
**DOUBLE DRIVER** — Best video driver available for the Color Computer. Made by our friends at Moreton Bay Software. Specify regular CoCo or CoCo II. . . . . \$24.95  
**DOUBLE SPEAKER** — This plug-in device gives you sound with a monitor. Plugs right in, nothing to solder. . . . . \$19.95  
**HARD DISK DRIVE FOR THE CoCo WITH CONTROLLER:**  
 5 MEG HARD DISK DRIVE. . . . . \$1299.95  
 10 MEG HARD DISK DRIVE. . . . . \$1599.95

\$2.00 shipping and handling on all orders. \$3.00 charge on C.O.D. orders, Mastercard and VISA accepted. Texas residents add 5% sales tax. Allow two weeks for personal checks.

Send 20 cent stamp for free catalog.

## Double Density Software



920 Baldwin Street  
 Denton, Texas 76205  
 Phone 817/566-2004



## DOUBLE DOS II



**NEW AND IMPROVED!!** Double Dos II is an enhanced version of our original **DOUBLE DOS** program. The original Double Dos was so well received that we decided to add even more capabilities, and fix some of the limitations in the original program. With Double Dos you can use 35, 40 or 80 track (double and single sided) drives all on one system, all at the same time. (The use of double sided drives will limit you to three drives.) Works with all types of 5¼ or 3 inch drive systems and All commands are supported in Double Dos! Double Dos is totally transparent to your basic programs! If your system selection is 80 tracks, a **FREE** command will return 158 granules! Compare this to the 68 granules your system now returns. You get 78 granules with a 40 track drive, 10 more than the 35 track system. **EVERY** command in basic is supported by Double Dos. There is only one limitation, you can only open any number of files to one drive at a time, otherwise everything else is the same. Plus you get some great new commands!! Look at what Double Dos will allow as new disk basic commands:  
**BAUD 1-6** ... change the **BAUD** rate with a command, no pokes!  
**TRACK 35,36,40,80** ... change the number of tracks.  
**DOUBLE** ... enable the double sided option.  
**PDIR** ... print your directory to the printer.  
**DUMP ON/OFF** ... send a basic program to a friend without using a terminal program!  
**RATE 6,35** ... change the head stepping rate.  
**VIDEO ON/OFF** ... will give you a reverse screen without a hardware modification.  
**SCROLL 1-255** ... change the screen scrolling speed.  
**COMMAND** ... will list all new commands.  
**DUPE 0-2** ... will allow copy & backup from one side of a disk to the other side on double sided systems!  
**DATE** ... you can enter the month, day, and year which will be stored in the directory of your disk each time you save a program or file, and you can see it when you use the DIR command! Very useful when looking for the most current file or program!  
**AND**, all commands can be used inside basic programs because they have been added to disk basics list of commands! You also get full reset protection, which means that you will stay in the 64K mode until you power-down.  
 PRICE: \$29.95 (DISK ONLY) 64K Required.



REAL EIGHTY-COLUMN DISPLAY!



# ULTRA TERM +

PROFESSIONAL PROFESSIONAL PROFESSIONAL PROFESSIONAL

This program is the **ultimate** in coco communicating!! *Ultra Term +* is used with a plug-in 80 column board\* that gives you **True** 80 columns, not the graphics display that is unreadable at 80 columns. This is truly a **Professional Package** that is so easy to use that once you have used it, you'll wonder why other packages are so difficult to use, (except for Color Term + Plus + that is!) After using a terminal program that cannot give you **True** mainframe terminal emulation, you will find *Ultra Term +* indispensable! *Ultra Term +* even has a host mode that allows you to echo characters like full duplex mainframes do! There are also 10 macro keys which will allow you to save passwords, phone numbers, modem programming information, etc. + **PLUS** + you can save them to disk. Also, like all **Professional** terminal programs you can save your current parameters. This saves you set up time when moving from one system to another. +**Plus**+ when used with the parallel printer port\*\* you can print what is coming in. And what about documentation? Every feature is explained in detail and indexed for fast look up! There is also a comprehensive help section to aid those unfamiliar with telecommunications. Although this program was designed for the Professional a total novice can use it with ease. Check all the features listed below and then you decide who has the world's smartest terminal!

Baud Rates: 110-4800 (communicate)  
600-9600 (printer).  
Screen Format: 80 x 25 w/true upper & lower case.  
Select half, full duplex or echo.  
Select odd, even, mark, space or no parity.

Send all 128 characters from keyboard.  
Select 7 or 8 bit words.  
Select 1 or 2 stop bits.  
Send a true line break.  
Select all caps if needed.  
Automatic capture of incoming files.  
X on/X off capabilities.  
Merge text or programs in buffer.  
53,000 character buffer (64K).  
Send and receive BASIC, FILES and machine code.  
10 macro keys.  
Four buffer send modes (dump, prompted, manual & time delay).  
Buffer size indicators (bytes used & bytes remaining).  
Buffer editor w/auto key repeat.  
Scroll forward & reverse to view buffer & print viewed screen option.  
Selectable printer formats (line feeds, etc.).  
Selectable trapping of incoming characters.  
Print while receiving data\*.  
Buffer editor has these features:  
Move forward and reverse through buffer. Insert, type over, delete lines or characters.  
Block deletion or start to end of buffer delete.  
Save and load macros.  
Save and load parameters.  
Use 1-4 disk drive (w/SAVE, LOAD, DIR. & granule display).  
Easy to use MENU driven format.  
Comprehensive users manual.  
Works with **ALL** Radio Shack™ Disk Systems and **all** models of color computers.  
Still not convinced? How about a 15 day, money back guarantee? If you don't like the package for any reason, we will

refund your money upon return of a like-new package.† Who out there is offering you this kind of deal? And customer support was never better. Simply fill out your registration card and send it back to us and you will be notified when new features, improvements, etc. become available because all registered owners will receive **Free** upgrades for a \$5.00 shipping and handling fee).  
As with all good Professional programs, *Ultra Term +* is **all machine code**. This program has been tested by those both familiar and unfamiliar with communications programs. And when you call for some technical support, you **won't** get an answering machine during our business hours (10-5 CST M-Sat.) under normal circumstances. Technical help is usually available all day.

**PRICE: Ultra Term + — \$55.95 (Disk)**  
**Word-Pak** (80-column board; includes a software driver so you can use your basic programs with no modification in most cases!)... **\$139.95 + \$3.00 S&H**  
**Y-Cable...\$29.95** (Required if expansion port not used with disk drives)  
Complete Package *Ultra Term +*, Word-Pak & Y Cable [subtract \$20.00 if not needed] is only **\$210.00**

\**Ultra Term +* supports the 80 column board made by PBJ, Inc. If you already have the board, simply order the program, but those of you who don't can get a good deal.  
\*\* Parallel Printer Port from PBJ, Inc.  
† Less \$10.00 restocking charge.

## DOUBLE SPOOLER

Tired of waiting for your listings? print-outs? etc.? This is THE Spooling Program!! No need to save your programs in ASCII. You can also spool your files and you can spool **ANYTHING** you print on the screen while a program is running! Requires a minimum of 32K **AND** the 64K computer can spool really **LARGE** files!! Plus more!!  
**PRICE: \$19.95 (Tape) \$21.95 (Disk)**

## DOUBLE MAILER

At last a powerful, easy to use, mailing list program for a reasonable price. Up to 200 names can be held in memory for you to change, modify, search or print as you like. Plus, you can print out up to 1800 names without touching the keyboard. Save **thousands** of names on each disk. The machine language sort routine will sort 200 names in as little as 6 seconds! Supports single or double wide labels. Three and four line labels can be intermixed without leaving gaps in your listings! All menu driven, and easy to use. Printer support gives 600-9600 **BAUD** selection, and different print sizes if you wish. 16K Extended



# Double 80 Plus



Announcing a **BREAK-THROUGH!** Now you can own an 80 column board for \$99.95. And you can choose the software you want to buy instead of being charged for something you don't want. Y-Cable available for use with disk drives. Look at these features and compare:

- TRUE 80 COLUMN OUTPUT**
- BUILT IN SWITCH FOR COCO OR DOUBLE 80 PLUS**
- ADJUSTABLE VIDEO OUTPUT**
- GOLD PLATED EDGE CONNECTOR**
- DRIVERS AVAILABLE FOR BASIC, OS9 and FLEX**
- DISPLAY ALL ASCII CHARACTERS**
- ALTERNATE CHARACTER SETS AVAILABLE**
- METAL CASE** (not cheap plastic)
- ULTRA TERM+ available for this board**
- BACKED BY A 90 DAY PARTS AND LABOR WARRANTY**

**PRICES: DOUBLE 80 PLUS (80 column board) ..... \$99.95**

Y-CABLE .....	29.95
BASIC DRIVER .....	12.95
OS9 DRIVER .....	12.95
FLEX DRIVER (available soon) .....	12.95
ULTRA TERM+ (disk only) .....	55.95

state is located. Again, type in the correct name and your score will be given. So, get out your Atlas or your old geography book and study those states. I could've sworn that Miami was the capital of Florida.

— Noreen Morrison

*(Joseph Paravati, now retired, was an electronics troubleshooter for the New York City Bus Company. He is a self-taught computer hobbyist who started programming in December 1981 in order to occupy his spare time and give his three children a head start with computers.)*

110..... 217	1580 ..... 1
170..... 16	1920 .... 229
280..... 97	2170 .... 194
630..... 242	5160 .... 121
960..... 85	5360 .... 204
1280 .... 226	END .... 182

The listing:

```

10 * ***GEOGRAPHY LESSON*** 3/83
   BY J.S.PARAVATI
20 R=RND(-TIMER):NU=0
30 CLS@:PRINT@234,"GEOGRAPHY GAME";:PRINT @48@,"BY J.S.PARAVATI 3/83";
40 DIM X(50),Y(50),S$(50),P$(50)
50 FOR N=1 TO 50
60 READ X(N),Y(N):NEXT N
70 DATA 16,63,16,39,20,27,38,39,28,60,48,57,44,87,68,81,76,60,72,51,60,24,96,27,96,40,124,51,124,66,116,81,124,100,140,36,140,48,148,66,148,84,156,108,160,36,164,57,188,69
80 DATA 212,69,208,81,172,81,168,99,184,99,200,93,192,108,216,90,184,54,196,54,206,62,216,60,222,62,224,54,216,51,188,33,224,33,232,45,242,42,236,38,232,30,238,30,240,18,44,156,88,144
90 FOR N=1 TO 50:READ S$(N),P$(N):NEXT N
100 DATA CALIFORNIA,SACRAMENTO,OREGON,SALEM,WASHINGTON,OLYMPIA,IDAHO,BOISE,NEVADA,CARSON CITY,UTAH,SALT LAKE CITY,ARIZONA,PHOENIX,NEW MEXICO,SANTA FE,COLORADO,DENVER,WYOMING,CHEYENNE
110 DATA MONTANA,HELENA,NORTH DAKOTA,BISMARCK,SOUTH DAKOTA,PIERRE,NEBRASKA,LINCOLN,KANSAS,TOPEKA

```

```

,OKLAHOMA,OKLAHOMA CITY,TEXAS,AUSTIN,MINNESOTA,SAINT PAUL,IOWA,DES MOINES,MISSOURI,JEFFERSON CITY,ARKANSAS,LITTLE ROCK,LOUISIANA,BATON ROUGE
120 DATA WISCONSIN,MADISON,ILLINOIS,SPRINGFIELD,KENTUCKY,FRANKFORD,VIRGINIA,RICHMOND,NORTH CAROLINA,RALEIGH,TENNESSEE,NASHVILLE,MISSISSIPPI,JACKSON,ALABAMA,MONTGOMERY,GEORGIA,ATLANTA,FLORIDA,TALLAHASSEE,SOUTH CAROLINA,COLUMBIA
130 DATA INDIANA,INDIANAPOLIS,OHIO,COLUMBUS,WEST VIRGINIA,CHARLESTON,MARYLAND,ANNAPOLIS,DELAWARE,DOVER,NEW JERSEY,TRENTON,PENNSYLVANIA,HARRISBURG,MICHIGAN,LANSING,NEW YORK,ALBANY,CONNECTICUT,HARTFORD
140 DATA RHODE ISLAND,PROVIDENCE,MASSACHUSETTS,BOSTON,VERMONT,MONTPELIER,NEW HAMPSHIRE,CONCORD,MAINE,AUGUSTA,ALASKA,JUNEAU,HAWAII,HONOLULU
150 GOSUB 5000
160 CLS:PRINT @4,"***STATES AND CAPITALS***":PRINT STRING$(32,"* ")
170 PRINT "TYPE IN AND <ENTER> CORRECT STATE WHICH IS SHOWN ON MAP. 10 POINTS FOR CORRECT ANSWER -10 FOR WRONG ANSWER. THE N TYPE AND <ENTER> CORRECT CAPITAL FOR SAME STATE. CAPITAL FLASHES ON AND OFF WHEN IT IS TIME TO TYPE IN CAPITAL."
180 PRINT "20 POINTS FOR CORRECT ANSWER, -20 FOR WRONG ONE."
190 PRINT @482,"<PRESS ANY KEY TO CONTINUE>";
200 K$=INKEY$:IF K$="" THEN 200
210 S=1
220 CLS:PRINT "MAP SHOULD BE BLUE. IF NOT THEN USE <RESET BUTTON> AND RE-RUN. DO THIS AS MANY TIMES AS NEEDED UNTIL MAP IS BLUE ."
230 PRINT:PRINT "DURING GAME YOU MAY PRESS <DOWN ARROW> KEY TO GET A BLACK ON GREEN COLOR SET .":PRINT:PRINT "IF YOU TYPE IN WRONG ANSWER OR SPELLING IS WRONG THE COMPUTER WILL GIVE RIGHT ANSWER."
240 PRINT @485,"<PRESS ANY KEY TO START>";
250 K$=INKEY$:IF K$="" THEN 250
260 PMODE4,1:PCLS@:SCREEN1,S

```

270 PMODE3  
 280 COLOR 8  
 290 \* UNITED STATES MAP  
 300 CIRCLE (90, 15), 72, ., .08, 0, .5  
 310 CIRCLE (18, 52), 12, , 3, .25, .75  
 320 LINE (18, 88) - (30, 88), PSET  
 330 LINE - (48, 98), PSET  
 340 LINE - (64, 98), PSET  
 350 LINE - (64, 94), PSET  
 360 LINE - (76, 94), PSET  
 370 LINE - (84, 99), PSET  
 380 LINE - (84, 108), PSET  
 390 LINE - (96, 117), PSET  
 400 LINE - (98, 117), PSET  
 410 LINE - (104, 108), PSET  
 420 LINE - (112, 108), PSET  
 430 LINE - (132, 132), PSET  
 440 LINE - (140, 134), PSET  
 450 LINE - (138, 123), PSET  
 460 LINE - (144, 114), PSET  
 470 LINE - (156, 114), PSET  
 480 LINE - (160, 111), PSET  
 490 LINE - (172, 109), PSET  
 500 LINE - (188, 111), PSET  
 510 LINE - (200, 120), PSET  
 520 LINE - (208, 141), PSET  
 530 LINE - (212, 143), PSET  
 540 LINE - (216, 138), PSET

550 LINE - (212, 108), PSET  
 560 LINE - (230, 76), PSET  
 570 LINE - (224, 74), PSET  
 580 LINE - (228, 48), PSET  
 590 LINE - (244, 44), PSET  
 600 LINE - (240, 30), PSET  
 610 LINE - (252, 15), PSET  
 620 LINE - (248, 12), PSET  
 630 LINE - (244, 3), PSET  
 640 LINE - (242, 3), PSET  
 650 LINE - (232, 18), PSET  
 660 LINE - (216, 20), PSET  
 670 LINE - (206, 43), PSET  
 680 LINE - (196, 45), PSET  
 690 LINE - (195, 45), PSET  
 700 LINE - (196, 24), PSET  
 710 LINE - (192, 12), PSET  
 720 LINE - (184, 14), PSET  
 730 LINE - (180, 21), PSET  
 740 LINE - (184, 45), PSET  
 750 LINE (172, 45) - (168, 24), PSET  
 760 LINE - (164, 15), PSET  
 770 LINE (172, 45) - (184, 45), PSET  
 780 PAINT (128, 96), 6, 8  
 790 \* \*\*\*\*\*  
 800 \* STATES  
 810 LINE (30, 88) - (34, 84), PSET  
 820 LINE - (20, 60), PSET

## One Stop Shopping For The Color Computer

### Reitz Super Disk Charger

Now you can run R.S. DOS at up to 6 times the speed of normal DOS. Diskcharger will work with single or double sided disk drives at step rates up to 6 ms. and in both DOS 1.0 and 1.1 with no equipment modification. Step up to first class color computer operation today with the Reitz Super Disk Charger.

64K COLOR COMPUTER ..... **\$2195**

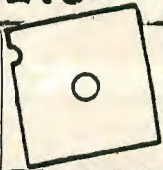
#### New From Reitz

Reitz Serial to Parallel Interface ..... **\$59.95**  
 Three WAY RS-232 Switcher with power light ..... **\$34.95**  
 Serial to Parallel Interface/Switcher with indicator lights ..... **\$79.95**

#### New From Sugar Software

*COCO CALLIGRAPHER...Prints Old English, Gay Nineties, and  
 Cartoon fonts on your EPSON, GEMINI, OKIDATA,  
 LPVII, OR DMP-100 PRINTER.*

32KECB...TAPE...\$24.95      DISK...\$29.95

  
**FLIPIT!**  
 Punch  
 your  
 Disks  
 for  
 double  
 the  
 storage  
**\$9.95**

1 - (419) - 537-9533

1-(419)-537-8937 (Computer Order Line)

**REITZ**  
 COMPUTER CENTER 

3170 W. Central  
 Westgate Meadows Shopping Center  
 Toledo, Ohio 43606  
 1-419-537-1432



Please include phone number with all orders. Include \$5.00 for all hardware orders and \$2.00 for all software orders. Ohio residents please add 6% state sales tax.

830 LINE-(20,48), PSET  
 840 LINE-(8,48), PSET  
 850 LINE(58,98)-(58,74), PSET  
 860 LINE-(38,74), PSET  
 870 LINE-(38,78), PSET  
 880 LINE-(35,78), PSET  
 890 LINE-(33,80), PSET  
 900 LINE(38,74)-(38,48), PSET  
 910 LINE-(20,48), PSET  
 920 LINE(58,74)-(58,54), PSET  
 930 LINE-(52,54), PSET  
 940 LINE-(52,48), PSET  
 950 LINE-(38,48), PSET  
 960 LINE(52,54)-(78,37), PSET, B  
 970 LINE-(78,20), PSET  
 980 LINE(10,32)-(32,32), PSET  
 990 LINE-(32,48), PSET  
 1000 LINE(32,18)-(32,48), PSET  
 1010 LINE(40,18)-(52,39), PSET  
 1020 LINE(58,54)-(92,75), PSET, B  
 1030 LINE(86,75)-(86,92), PSET  
 1040 LINE-(74,92), PSET  
 1050 LINE-(76,93), PSET  
 1060 LINE(88,75)-(140,75), PSET  
 1070 LINE-(140,88), PSET  
 1080 LINE-(105,86), PSET  
 1090 LINE-(105,80), PSET  
 1100 LINE-(88,80), PSET

1110 LINE(140,88)-(146,90), PSET  
 1120 LINE-(146,96), PSET  
 1130 LINE-(150,102), PSET  
 1140 LINE-(148,114), PSET  
 1150 LINE(92,58)-(138,75), PSET, B  
 1160 LINE(78,20)-(114,33), PSET, B  
 1170 LINE(78,45)-(114,33), PSET, B  
 1180 LINE(150,42)-(115,42), PSET  
 1190 LINE-(126,45), PSET  
 1200 LINE-(132,51), PSET  
 1210 LINE-(138,57), PSET  
 1220 LINE(150,30)-(152,17), PSET  
 1230 LINE-(148,36), PSET  
 1240 LINE-(152,42), PSET  
 1250 LINE-(152,45), PSET  
 1260 LINE-(156,48), PSET:LINE-(156,51), PSET  
 1270 LINE-(152,54), PSET  
 1280 LINE-(136,54), PSET  
 1290 LINE(140,76)-(160,76), PSET  
 1300 LINE-(156,93), PSET  
 1310 LINE-(148,93), PSET  
 1320 LINE(160,86)-(176,86), PSET  
 1330 LINE-(176,108), PSET  
 1340 LINE(156,93)-(160,96), PSET  
 1350 LINE-(160,105), PSET  
 1360 LINE-(168,105), PSET  
 1370 LINE-(168,110), PSET  
 1380 LINE(176,86)-(192,86), PSET  
 1390 LINE-(196,102), PSET  
 1400 LINE-(196,106), PSET  
 1410 LINE-(180,106), PSET  
 1420 LINE-(180,110), PSET  
 1430 LINE(196,106)-(212,106), PSET  
 T  
 1440 LINE(192,86)-(208,86), PSET  
 1450 LINE-(216,102), PSET  
 1460 LINE(208,86)-(216,84), PSET  
 1470 LINE-(224,87), PSET  
 1480 LINE(160,76)-(228,76), PSET  
 1490 LINE(192,86)-(196,77), PSET  
 1500 LINE(152,54)-(160,75), PSET  
 1510 LINE-(180,63), PSET  
 1520 LINE-(184,66), PSET  
 1530 LINE-(190,66), PSET  
 1540 LINE-(198,68), PSET  
 1550 LINE-(192,75), PSET  
 1560 LINE(190,65)-(190,45), PSET  
 1570 LINE-(176,45), PSET  
 1580 LINE-(176,51), PSET  
 1590 LINE-(171,67), PSET  
 1600 LINE(152,45)-(176,45), PSET  
 1610 LINE(192,45)-(204,45), PSET  
 1620 LINE-(204,57), PSET  
 1630 LINE-(198,68), PSET  
 1640 LINE-(208,66), PSET  
 1650 LINE-(216,63), PSET  
 1660 LINE-(224,69), PSET  
 1670 LINE(204,57)-(216,63), PSET



**SEMIGRAPHICS SYSTEM FOR  
 EXTENDED COLOR BASIC USERS**

POWERFUL, YET EASY TO USE UTILITY TO PERFORM GRAPHIC FUNCTIONS IN THOSE SEMIGRAPHIC MODES WHICH ARE NOT SUPPORTED BY EXTENDED COLOR BASIC. USE EIGHT COLORS ON BLACK BACKGROUND, UP TO A MAXIMUM RESOLUTION OF 64 x 192 POINTS. COMBINE TEXT AND GRAPHICS.

**GRAPHICS UTILITY FUNCTIONS**

SET/TEST POINT    DRAW LINE    DRAW/FILL RECTANGLE  
DRAW CIRCLE    PAINT AREA    TRANSFORM COORDINATES  
PAGE ALLOCATION IN RAM    COPY PAGES/SELECTED AREAS  
SELECT MODES/COLORS    PAGE PANNING/SCROLLING  
SAVE/LOAD IMAGE ON TAPE/DISK    DISPLAY/CLEAR PAGE

OTHER FEATURES: USER CREATED SOUNDS, ERROR CODES, COMPREHENSIVE USERS MANUAL, AND DEMO PROGRAM.

SGS is a 5.5K, position-independent Machine Language system that can be accessed from Extended Color Basic while using the standard graphics commands.

CASSETTE.....\$29.95                      Diskette.....\$34.95

Send Check or Money Order to:

**MICRO COMPUTER SYSTEMS**  
 1404 SUNSET DRIVE  
 FRIENDSWOOD, TX 77546

1680 LINE (204, 45) - (220, 45), PSET  
 1690 LINE - (222, 51), PSET  
 1700 LINE - (220, 54), PSET  
 1710 LINE - (222, 57), PSET  
 1720 LINE - (204, 57), PSET  
 1730 LINE (220, 57) - (220, 66), PSET  
 1740 LINE (226, 60) - (220, 57), PSET  
 1750 LINE (222, 45) - (228, 51), PSET  
 1760 LINE - (228, 20), PSET  
 1770 LINE (228, 42) - (238, 40), PSET  
 1780 LINE - (240, 45), PSET  
 1790 LINE (238, 40) - (242, 38), PSET  
 1800 LINE (228, 36) - (240, 34), PSET  
 1810 LINE (232, 18) - (234, 34), PSET  
 1820 LINE (236, 15) - (240, 30), PSET  
 1830 LINE (2, 130) - (124, 176), PSET,  
 B  
 1840 PAINT (92, 156), 6, 8  
 1850 LINE (48, 134) - (52, 165), PSET  
 1860 LINE - (44, 162), PSET  
 1870 LINE - (36, 168), PSET  
 1880 LINE - (12, 174), PSET  
 1890 LINE - (28, 165), PSET  
 1900 LINE - (20, 162), PSET  
 1910 LINE - (16, 153), PSET  
 1920 LINE - (20, 144), PSET  
 1930 LINE - (16, 138), PSET  
 1940 LINE - (24, 132), PSET  
 1950 LINE - (48, 134), PSET  
 1960 LINE (64, 130) - (64, 176), PSET  
 1970 CIRCLE (72, 138), 5, .5  
 1980 CIRCLE (88, 144), 4, .8  
 1990 CIRCLE (100, 150), 4, .4  
 2000 CIRCLE (104, 156), 4, .5  
 2010 CIRCLE (108, 168), 6, 1.3  
 2020 LINE (128, 150) - (250, 170), PSE  
 T, BF  
 2030 A\$="SCORE":DRAW"SBC6BM130,1  
 68":GOSUB 5080  
 2040 NU=NU+1:IF NU=1 THEN R=RND(  
 50) ELSE NU=0  
 2050 C\$="":DRAW"BM50,190"  
 2060 PAINT(X(R),Y(R)),7,8  
 2070 IF R=50 THEN PAINT(108,168)  
 ,7,8  
 2080 IF NU=1 THEN 2110  
 2090 CIRCLE(X(R),Y(R)),1,8,.9  
 2100 CIRCLE(X(R),Y(R)),1,7,.9  
 2110 Z\$=INKEY\$:IF Z\$="" THEN 206  
 0  
 2120 A\$=Z\$:DRAW"SBC7BM+0,0":GOSU  
 B 5080:IF A\$=>" " AND A\$=<"Z" TH  
 EN C\$=C\$+A\$:SOUND 5\*R,2  
 2130 IF Z\$=CHR\$(13) THEN A\$=C\$:G  
 OSUB 2230:GOTO 2040  
 2150 IF Z\$=CHR\$(10) THEN 2160 EL  
 SE 2060  
 2160 S=NOT S AND 1 OR 0  
 2170 PMODE4,1:SCREEN 1,S:PMODE3



## OWLS NEST SOFTWARE

"WE GIVE A HOOT"

### NEW TALKING ADVENTURE!

Can you imagine playing an adventure that talks? Well, our popular ADVENTURE STARTER comes in a talking version that is designed to operate with the Colorware Real Talker® - AND - at no increase in price! With Adventure Starter you can learn to play those adventures the painless way. Adventure Starter consists of two separate and complete adventures. The first called "MY HOUSE" is a simple adventure with help available if you need it. The second adventure called "PIRATES" is a hard adventure but some help is available. When you finish your adventure duo you will be ready for the real toughies. We also include hints and tips on adventuring in general.

Adventure Starter requires 16K EXT and comes on cassette. Please specify version on your order.

TALKING ADVENTURE STARTER OR STANDARD  
ADVENTURE STARTER - \$17.95 POSTPAID.

### FILE CABINET - Data Management System

With FILE CABINET you can create and maintain records on anything you choose. Recipes, coupons, household inventory, financial records - you name it. You create records containing up to five fields you define. You can search, sort, modify, delete, save on tape and display on the screen or send to the printer. The program is user friendly and user proof. Error trapping and prompting are extensive. A comparable program would cost you much more. Cassette 16K EXT - Postpaid \$19.95



### LABELIII (Reviewed in Nov. 83 Rainbow)

With LABELIII you can develop and maintain a mailing list. Display on screen or printer. Print lists or labels in your choice of 1, 2, or 3 wide. Supports 3 or 4 line addresses with phone optional. Fast machine language sort on last name, first name, or zip code.

Cassette 16K EXT - Postpaid \$19.95



### ESPIONAGE ISLAND (Reviewed in June 84 Rainbow)

You have been dropped off on a deserted island by a submarine. You must recover a top secret microfilm and signal the sub to pick you up. Problems abound in this 32K text adventure.

32K EXT POSTPAID DISK \$20.95 - TAPE \$17.95



### \$100.00 FREE SOFTWARE

We are looking for the shortest solution to BASHAN! We want to find the shortest solution to BASHAN and are offering \$100.00 in free software to the person who sends us the solution taking the least number of turns. Entries must be postmarked not later than October 30, 1984. All submissions must contain the number of turns, your name, address and phone, and your step by step route. We will award duplicate prizes in the event of ties so if you find the shortest route you must be a winner. All awards and copies of the shortest route will be mailed by November 30th, 1984. If you enjoy adventures this is your chance to get \$100.00 in free software and have fun doing it.

### KINGDOM OF BASHAN

Our most involved adventure to date. Bashan has a large vocabulary and some unique problems to solve. You must enter Bashan (not easy) collect the ten treasures of the kingdom while staying alive (even harder) and then return to the starting point with the treasures (even harder). If you can get the maximum 200 points in this you are an expert!

32K EXT POSTPAID DISK \$20.95 - TAPE \$17.95

\*C.O.D. orders please add \$1.50

\*No delay for personal checks

IN A HURRY? CALL OUR HOOT LINE: (615) 238-9458



OWLS NEST SOFTWARE

P.O. BOX 579, OOLTEWAH, TN 37363



```

2180 GOTO 2110
2220 '*****
2230 IF NU=1 THEN IF C#=S$(R) TH
EN SC=SC+10:SOUND 130,3:SOUND 19
0,3 ELSE SC=SC-10:SOUND 10,5
2240 IF NUK>1 THEN IF C#=P$(R) T
HEN SC=SC+20:SOUND 130,3:SOUND 1
90,3 ELSE SC=SC-20:SOUND 5,5
2245 IF SC=>1000 THEN SC=SC-1000
2250 A#=STR$(SC):COLOR 8:LINE(19
7,170)-(250,150),PSET,BF:DRAW"C7
BM194,168":GOSUB 5080
2260 IF NU=1 THEN IF C#<>S$(R) T
HEN PAINT(10,188),5,8:DRAW"S8C7B
M50,190":A#=S$(R):GOSUB 5080:FOR
T=1 TO 400:NEXT T
2270 IF NUK>1 THEN IF C#<>P$(R)
THEN PAINT(10,188),5,8:DRAW"S8C7
BM50,190":A#=P$(R):GOSUB 5080:FO
R T=1 TO 400:NEXT T
2280 PAINT(10,188),5,8
2290 IF NUK>1 THEN PAINT(X(R),Y(
R)),6,8:IF R=50 THEN PAINT(108,1
68),6,8
2300 RETURN
5000 ' ***CHRACTER GEN.<2>***
      ***SUB-ROUTINE***
5010 '
5020 'SUBROUTINE MAIN PROGRAM BY
      J.S.PARAVATI DATA FROM TRS-80
      NEWS 4/82--R. VAN DYKE
5030 '
5040 DIM X$(38),Y$(38)
5050 FOR N=1 TO 38
5060 READ X$(N),Y$(N)
5070 NEXT N
5080 '
5090 DRAW B#
5100 FOR J=1 TO LEN(A#)
5110 FOR L=1 TO 38
5120 IF MID$(A#,J,1)=X$(L) THEN
DRAW Y$(L):GOTO5140
5130 NEXT L
5140 NEXT J
5150 RETURN
5160 DATA " ", "BM+7,0"
5170 DATA "A", "U4E2F2D2NL4D2;BM+
3,0"
5180 DATA "B", "U6R3F1D1G1NL3F1D1
G1L3;BM+7,0"
5190 DATA "C", "BM+1,-0;H1U4E1R2F
1;BM+0,+4;G1L2;BM+6,0"
5200 DATA "D", "U6R3F1D4G1L3;BM+7
,0"
5210 DATA "E", "NR4U3NR2U3R4;BM+3
,+6"
5220 DATA "F", "U3NR2U3R4;BM+3,+6
"
5230 DATA "G", "BM+1,-0;H1U4E1R2F
1;BM+0,+2;NL1D2G1L2;BM+6,0"
5240 DATA "H", "U3NU3R4NU3D3;BM+3
,0"
5250 DATA "I", "BM+1,0;R1NR1U6NL1
R1;BM+4,+6"
5260 DATA "J", "BM+0,-1;F1R1E1U5N
L1R1;BM+3,6"
5270 DATA "K", "U3NU3R1NE3F3;BM+3
,0"
5280 DATA "L", "NU6R4U1;BM+3,+1"
5290 DATA "M", "U6F2ND1E2D6;BM+3,
0"
5300 DATA "N", "U6F1D1F2D1F1NU6;B
M+3,0"
5310 DATA "O", "BM+1,0;H1U4E1R2F1
D4G1L2;BM+6,0"
5320 DATA "P", "U6R3F1D1G1L3;BM+7
,3"
5330 DATA "Q", "BM+1,0;H1U4E1R2F1
D3G1NH1NF1G1L1;BM+6,0"
5340 DATA "R", "U6R3F1D1G1L2NL1F3
;BM+3,0"
5350 DATA "S", "BM+0,-1;F1R2E1U1H
1L2H1U1E1R2F1;BM+3,+5"
5360 DATA "T", "BM+2,+0;U6NL2R2;B
M+3,+6"
5370 DATA "U", "BM+0,-1;NU5F1R2E1
U5;BM+3,6"
5380 DATA "V", "BM+0,-6;D2F1D1F1N
D1E1U1E1U2;BM+3,+6"
5390 DATA "W", "NU6E2NU1F2U6;BM+3
,6"
5400 DATA "X", "U1E4U1;BM-4,0;D1F
4D1;BM+3,0"
5410 DATA "Y", "BM+0,-6;D2F2ND2E2
U2;BM+3,6"
5420 DATA "Z", "NR4U1E4U1L4;BM+7,
6"
5430 DATA "1", "BM+1,0;R1NR1U6G1;
BM+6,+5"
5440 DATA "2", "NR4U1E1R1E2U1H1L2
G1;BM+7,+5"
5450 DATA "3", "BM+0,-1;F1R2E1H2E
2H1L3;BM+7,6"
5460 DATA "4", "BM+3,0;U2NR1L3U1E
3D3;BM+4,3"
5470 DATA "5", "BM+0,-1;F1R2E1U2H
1L3U2R4;BM+3,+6"
5480 DATA "6", "BM+4,-5;H1L2G1D4F
1R2E1U1H1L3;BM+7,+3"
5490 DATA "7", "U1E4U1L4;BM+7,+6"
5500 DATA "8", "BM+1,-0;H1U1E1H1U
1E1R2F1D1G1NL2F1D1G1L2;BM+6,0"
5510 DATA "9", "BM+0,-1;F1R2E1U4H
1L2G1D1F1R2;BM+4,+3"
5520 DATA "0", "BM+1,0;H1U4E1R2F1
D4G1L2;BM+6,0"
5530 DATA "-", "BM+2,-3;R2;BM+3,+
3"

```





# The Joystick that sets you free!

The one-hand operation of this fantastic new joystick will truly set you free and increase the pleasure of playing your favorite video games. The smoothness and responsiveness of this unique joystick that operates completely

without a base is something to be experienced. Available direct from us or from your independent computer retail store. (See below)

**\$49.95** suggested retail


**STOP** changing Printer and Modem Cables! Our **Parallel Printer Interface** provides **Switch Selectable Printer or Modem** operations for both CoCo and MC10. It features switchable baud rates from 300 to 9600. It comes complete with power supply, modem cable and "Centronics" type printer cable. For Basic 1.1 and later revisions.

Available direct from us or from your independent computer retail store. (See below)

**Only \$89.95** suggested retail

**pbh Computer Products, Inc.** P. O. Drawer 55868  
Houston, Texas 77055  
713/956-0207

When ordering direct from **PBH** please enclose \$3.00 per item for shipping.



#### Stocking Distributors

Compukit  
Houston, TX. 77059

Spectrum Projects  
Woodhaven, N.Y. 11421

#### Authorized Dealers

TRS TECH  
Computer Services  
Houston, TX. 77033  
Computers & More  
Huntsville, TX. 77340

Computers, Etc.  
Austin, TX. 78745

Cinsoft  
Cincinnati, OH. 45237  
EDC Industries  
Los Angeles, CA. 90042  
Sound Center Radio Shack  
Whiterock, N.M. 87644  
& Los Alamos, N.M. 87544

Chips, Incorporated  
Atlanta, GA. 30340

Computer Associates  
West Fargo, N.Dak. 58078  
Computer Plus, Inc.  
Littleton, MA. 01460  
Turtle Micro Ware  
East Lime, CT. 06333

Endicott Computer  
Software & Accessories  
Huntsville, AL. 35801  
The Computer Store  
Jasper, IN. 47456  
The Software Connection  
Ft. Lauderdale, FL. 33319  
Colorware, Inc.  
Woodhaven, N.Y. 11421

The Photo Shop Radio Shack  
Wilmar, MN. 56201  
Patterson Electronics  
Mountain View, AR. 72560

# CONNECT WITH CONFIDENCE



## GEMINI-10X COMPLETE SYSTEM

- PRINT SPEED**—120 cps, Bidirectional Logic Seeking  
**PRINT SIZE**—10, 12, 17, 5, 6, 8.5 cpi  
**NUMBER OF COLUMNS**—80, 96, 136, (40, 48, 68 in Double Wide)  
**CHARACTER MATRIX**—9 x 9 Standard, with True Descenders • 18 x 9 Emphasized • 18 x 18 Double Strike • 6 x 6 Block Graphics • 60 x 72 Low Resolution, Bit Image Graphics • 120 x 144 Hi Resolution, Bit Image Graphics • 240 x 144 Ultra Hi Resolution, Bit Image Graphics  
**CHARACTER SETS**—96 Standard ASCII Characters • 96 Italics • 64 Special Characters • 32 Block Graphic Characters • 96 Downloadable Characters • Super and Sub Script  
**LINE SPACING**—Programmable by n/144"  
**PAPER HANDLING**—Roll Paper • Cut Sheet • Tractor Fanfold • Copies: 3 Carbonless Sheets

### COMPLETE SYSTEM

**NOTHING MORE TO BUY**


- 180 DAY WARRANTY
  - BLUE STREAK INTERFACE
  - SCREEN DUMP SOFTWARE
- 319<sup>95</sup>** + \$10 Shipping and Insurance  
 15X System 439<sup>95</sup>

## BLUE STREAK SERIAL TO PARALLEL INTERFACE

- RUN COCO I or II to PARALLEL PRINTER
- 300, 600, 1200, 2400, 4800, 9600 SWITCHABLE BAUD RATES
- AC POWER OPTIONAL—NOT NEEDED WITH GEMINI OR OLIVETTI PRINTER
- COMPLETE WITH ALL CABLES AND CONNECTORS
- 180 DAY WARRANTY



**54<sup>95</sup>** SHIPPING PAID!



## COMPLETE DATA COMMUNICATIONS PACKAGE

**VOLKSMODEM™**—Connects Directly to Wall Phone Jack • Telephone Jack with Voice/Data Switch • 300 Baud (bits per second) • Originate/Answer Mode Automatically Selected • Battery Powered, Low Drain for Long Life (batteries included) • Lifetime Warranty • Includes All Cables for COCO

### YOUR CHOICE OF SOFTWARE!

**TSP (Terminal Software Package)**—51 x 24 Hi-Res Display • Buffer Auto Adjusts for 16K to 64K • Permits Communication to Virtually All BBS and Networks

**AUTOTERM™**—World's Smartest Terminal Program

INCLUDES SUBSCRIPTION TO THE SOURCE LIMITED TIME OFFER MAY NOT BE AVAILABLE

**\$79<sup>95</sup>** + \$2.00 Shipping with TSP

**\$99<sup>95</sup>** + \$2.00 Shipping with AUTOTERM™



**DAYTON ASSOCIATES, INC.**  
 OHIO CHARTER CORPORATION • DUN & BRADSTREET LISTED  
 7201 CLAIRCREST BLDG. C • DAYTON, OHIO 45424  
 (513) 236-1454  
 OHIO RESIDENTS ADD 6% SALES TAX  
 C.O.D. ADD \$2.00

Free Limited Time Offer

**Over \$100 In  
Discount Coupons  
On Software  
And Supplies**

With Purchase Of Complete System

# RAINBOW REVIEWS

<b>Address One</b>	Address Mailing Labels/ <i>West Bay Company</i> .....	218
<b>Car Manager</b>	For When You're On The Road Again/ <i>80 Custom Software</i> .....	211
<b>Cassette Label</b>	A Few Mods Make It Great/ <i>Metric Industries</i> .....	210
<b>Chambers</b>	A High Level Action Game/ <i>Tom Mix Software</i> .....	205
<b>Church Time</b>	Is Fun Time/ <i>QCS</i> .....	209
<b>Color Disk EDTASM</b>	A High Quality Programming Tool/ <i>Radio Shack</i> .....	192
<b>Colormind</b>	A Nice Adaption, But ... / <i>Aurora Computing</i> .....	197
<b>DO-FILE/FIX-FILE</b>	A Good Memory Database/ <i>Solid Software</i> .....	201
<b>Dynacalc</b>	Breakthrough With Bonuses/ <i>Computer Systems Center</i> .....	219
<b>EDITRON</b>	Full-Screen Text Editing/ <i>Vidtron</i> .....	212
<b>Ernie's Magic Shapes</b>	Makes Learning Enjoyable/ <i>Radio Shack</i> .....	214
<b>File Cabinet</b>	Cassette Database Made Easy/ <i>Owls Nest Software</i> .....	198
<b>Graph It</b>	CoCo Plotted Coordinates/ <i>Computer Island</i> .....	200
<b>Intercept 4</b>	Blasts Those Aliens/ <i>MichTron</i> .....	208
<b>Keep-Trak</b>	An Organized Accounting System/ <i>THE OTHER GUY'S SOFTWARE</i> .....	222
<b>Locking Diskette Storage System</b>	A Gremlin-Proof Storage Box/ <i>Disk-Haven Products</i> .....	209
<b>Monitor Stands</b>	Useful To Some/ <i>Howard Medical</i> .....	199
<b>Music \$tringer</b>	You 'Write the Songs'/ <i>Creative Technical Consultants</i> .....	213
<b>OS-9 Sourcerer</b>	Can Undo Machine Language Magic/ <i>Computerware</i> .....	204
<b>Presidents Of The United States</b>	Wins In A Close Race/ <i>Sugar Software</i> .....	221
<b>Subtraction Drill</b>	Without A Thrill/ <i>CY-BURNET-ICS</i> .....	215
<b>Super Bug</b>	A Powerful Debugger/ <i>Mark Data Products</i> .....	203
<b>SuperForth</b>	Goes Forth/ <i>Spectrum Projects</i> .....	216
<b>System Secrets</b>	A Guide To PEEKs And POKEs/ <i>RC Creations</i> .....	207
<b>Travelin' Toad</b>	Take A Fun Trip/ <i>Prickly-Pear Software</i> .....	206
<b>Type Trek</b>	Typing Can Be Fun/ <i>CoCo Chips</i> .....	196
<b>Whirlybird Run</b>	Watch Your 'Copters/ <i>Spectral Associates</i> .....	200

# RECEIVED & CERTIFIED

The following products recently have been received by THE RAINBOW, examined by our magazine staff and approved for the *Rainbow Seal of Certification*, your assurance that we have seen the product and have ascertained that it is what it purports to be. This month the *Seal of Certification* has been issued to:

**LOGO Starter**, a tutoring program requiring 16K for use in conjunction with Radio Shack's *Color LOGO* language Program Pak. The program introduces children to computers through the LOGO language without the need for learning the language or typing program lines. B&B Software, P.O. Box 210, Jenkintown, PA 19046, cassette \$13.95

**Speak Up! 2.0**, an ML voice synthesizer program requiring at least 16K of RAM. The program converts text to speech and can be used to make BASIC programs talk. Version 2.0 is identical to the original *Speak Up!* except that the voice is somewhat clearer and a bug that caused a printer to print randomly has been fixed. Classical Computing, Inc., Box 3318, Chapel Hill, NC 27515, 16K/32K cassette \$29.95 postage paid

**Number And Color Words**, an educational program requiring 32K ECB and designed for preschool children through the second grade. The program aids in the recognition and spelling of the number words zero through nineteen and color words red, green, yellow, orange and white. Large graphic letters are featured, musical rewards are provided for each correct answer, and the talking version utilizes speech synthesis when used in conjunction with The Voice speech synthesizer. CY-BURNET-ICS, 5705 Chesswood Dr., Knoxville, TN 37912, cassette \$29.95, disk \$32.95, talking version cassette \$34.95, disk \$37.95, plus \$1.50 S/H

**Disk Master**, a disk utility package incorporating the *Swiss Army Knife* program with several other disk utilities. Included are capabilities to alphabetize directories, convert programs to auto-start, inspect any granule or change any byte. A "disk verify" feature and a 64K boot with Reset protection are also included, as well as output to either screen or printer. Dataman International, 420 Ferguson Ave. N., Hamilton, Ontario, Canada L8L 4Y9, or 125 S. Fifth St., Lewiston, NY 14092, disk \$31.95 U.S., \$39.95 Can., plus 3 percent S/H (\$2.50 min.)

**RAMDOS**, a utility program requiring at least 16K of RAM that allows the user to store several BASIC programs in the upper portion of memory using it as a virtual disk. BASIC programs are loaded into the lower section of memory in the usual manner, then *RAMDOS* is called from high memory to move the BASIC program in behind itself. A directory can be called of the files currently in the virtual disk area. In a 64K system, only the lower 32K is used. Dataman International, 420 Ferguson Ave. N., Hamilton, Ontario, Canada L8L 4Y9, or 125 S. Fifth

St., Lewiston, NY 14092, cassette \$25.95 U.S., \$29.95 Can., disk \$29.95 U.S., \$33.95 Can., plus 3 percent S/H (\$2.50 min.)

**Screen+**, an ML screen utility requiring at least 16K of RAM. The program automatically configures itself to the memory resident in the machine and allows loading with an address offset. Featured is a toggle for light characters on a dark background and vice versa, black or colored background selection, and green or orange character selection. Each mode can also be software selected by *PRINT CHR\$* commands. Also featured are an automatic line numbering command, a line-by-line *LIST* command, and a text screen dump. The program can be used with the *EDTASM+* editor/assembler. Dataman International, 420 Ferguson Ave. N., Hamilton, Ontario, Canada L8L 4Y9, or 125 S. Fifth St., Lewiston, NY 14092, cassette \$16.95 U.S., \$19.95 Can., disk \$20.95 U.S., \$23.95 Can., plus 3 percent S/H (\$2.50 min.)

**Calorie Counter — Weight Analyzer**, a home utility requiring 32K that enables you to find your ideal weight range by inputting height, present weight, sex, frame size, hours spent sleeping, and activity. It will show how many calories are needed to maintain present weight and daily intake is calculated through a menu of 412 foods and multiple servings of each. Printer options are given for monitoring progress. Draco Software, 22 Lassell Street, Portland, ME 04102, cassette \$29.95

**Full Screen Editor**, a utility program with both 16K and 64K versions. The program is invisible to all BASIC programs and includes the following features: automatic line numbering, global search and replace with a wild card function, forward and backward *LIST* function, and a directory feature that will display all files beginning with an input letter. DSL Computer Products Inc., P.O. Box 1176, Dearborn, MI 48121, disk \$19.95 plus \$2 S/H

**High Resolution Picture Puzzle**, a puzzle program requiring 32K ECB that will load a graphics picture and then scramble it into 48 blocks. With the arrow keys, you must correctly rearrange the picture within five minutes as timed by the computer. Each time a puzzle is solved, it is scrambled even more and returned. The scores are displayed, and on the disk version, the top 10 are saved to disk. DSL Computer Products Inc., P.O. Box 1176, Dearborn, MI 48121, cassette \$9.95, disk \$12.95, plus \$2 S/H

**Super Disk/Tape Utility**, a utility program that will transfer programs from tape to disk and from disk to tape. When transferring to disk, if a machine language program has a load address below \$0E00, the program will automatically move the program above the disk I/O buffers and append a short relocation routine that will disable the disk ROM and move the program back to its original location when *EXECed*. DSL Computer Products Inc., P.O. Box 1176, Dearborn, MI 48121, cassette \$19.95 plus \$2 S/H

**Super Disk Utility**, a program that allows the user to format any track, modify any track or sector, and copy by file or track/sector. The program is menu driven and compatible with multiple drives. DSL Computer Products Inc., P.O. Box 1176, Dearborn, MI 48121, disk \$19.95 plus \$2 S/H

**64K Spooler**, an ML printer utility requiring 64K of RAM that stores a printer dump in a buffer and returns the computer to BASIC, therefore freeing the computer for other tasks. The program is compatible with Disk BASIC and transferrable to disk. DSL Computer Products Inc., P.O. Box 1176, Dearborn, MI 48121, cassette \$9.95 plus \$2 S/H

**Crypton**, an ML cipher and file reader program that will encrypt files so that they are unreadable to anyone without the proper key-phrase with which to decipher them. The key-phrase of up to 256 characters is selected by the user and entered on the keyboard; the identical key-phrase must be used to decrypt it. First Coast Systems, Box 5396, Jacksonville, FL 32207, disk \$24.95

**Video Programming Form**, a programming form for 32-column formats that aids in formatting video screen printouts and serves as a listing form for program statements and commands. Long text can be right- and left-justified, words hyphenated and the maximum string length delineated. *PRINT @*, *PRINT TAB*, and *PRINT USING* formats can be readily determined. GILENGCO, 2801 Sergeant St., Joplin, MO 64801, six sample sheets \$1, 50-sheet pad \$6

**Graphics Compression Utility (GCU)**, a disk-based utility program requiring 32K Disk Extended BASIC that compresses binary graphics pictures so that they consume the least possible amount of memory. Then, using the accompanying *Graphics Relocation Utility*, the compressed graphics pictures may be relocated anywhere in RAM. The package also includes the *Graphics Decompression Utility (GDU)*, a position independent machine language subroutine that can be called from BASIC or another machine language program to decompress the graphics from anywhere in memory and relocate them to anywhere in memory (*GDU* runs on any RAM size and non-ECB). LP Seymour Services, 937 Fairwood Ave., Sunnyvale, CA 94089, disk \$27.95 plus \$3 S/H

**Hide-A-BASIC 1.1**, an enhanced version of the original ML utility program requiring at

least 16K ECB that helps to copy-protect BASIC programs. It will auto-start BASIC programs and disable the BREAK, CLEAR, and Reset keys. The program also will disable various BASIC commands, such as *LIST*, *LLIST*, *EDIT*, *DEL*, *PEEK*, *POKE*, *EXEC*, *CSAVE(M)*, *CLOAD(M)* and all disk commands and functions. Further, it creates an "ONERR GOTO" routine to trap errors. Since all disk commands are disabled, the program is compatible with cassette formatted programs only. Microcom Software, P.O. Box 214, Fairport, NY 14450, cassette \$24.95 plus \$1.50 S/H

**Chambers**, an ML Hi-Res graphics arcade-type game requiring 32K of RAM and at least one joystick. Loosely based on the arcade game *Cosmic Chasm*, the object is to destroy all the evil creatures in each room and then enter the main reactor room and blow up the base. Tom Mix Software, 4285 Bradford N.E., Grand Rapids, MI 49506, cassette \$24.95, disk \$27.95, plus \$2 S/H

**Crash**, an ML Hi-Res graphics arcade-type game requiring 32K of RAM and at least one joystick. The game consists of four screens which must be navigated by the airplane being piloted by Mario, of *The King* fame. The plane must be flown over and through all of the obstacles without crashing. Tom Mix Software, 4285 Bradford N.E., Grand Rapids, MI 49506, cassette \$24.95, disk \$27.95, plus \$2 S/H

**Draconian**, an ML Hi-Res graphics arcade-type game requiring 32K of RAM and at least one joystick. In control of a spaceship capable of maneuvering in eight directions, you must destroy each of the enemy bases in order to rescue the astronauts being held captive there. But if you are not quick, the invincible Draconian will appear to teach you the folly of moving too slowly. Tom Mix Software, 4285 Bradford N.E., Grand Rapids, MI 49506, cassette \$27.95, disk \$30.95, plus \$2 S/H

**elec\*TRON**, an ML Hi-Res graphics arcade-type game requiring 16K of RAM and at least one joystick. Composed of four sub-games, you must successfully complete each before advancing to the next level. Similar to the popular arcade version. Tom Mix Software, 4285 Bradford N.E., Grand Rapids, MI 49506, cassette \$24.95, disk \$27.95, plus \$2 S/H

**Fangman**, an ML Hi-Res graphics arcade-type game requiring 16K of RAM and at least one joystick. Based on the Dracula legend, you, as Dracula, chase the invading villagers through the passages of your castle, turning them into vampire bats upon catching them. But the villagers can trap you by placing crosses in your path and the sun, as well, seeks your destruction. Tom Mix Software, 4285 Bradford N.E., Grand Rapids, MI 49506, cassette \$24.95, disk \$27.95, plus \$2 S/H

**Ms. Maze**, an ML Hi-Res graphics arcade-type game requiring 32K of RAM and at

least one joystick. Based on the arcade "Pac" games, this one is random enough that memorizing a series of moves will not assure success — it takes imagination instead. Tom Mix Software, 4285 Bradford N.E., Grand Rapids, MI 49506, cassette \$24.95, disk \$27.95, plus \$2 S/H

**The Touchstone**, an ML Hi-Res graphics arcade-type game requiring 32K of RAM and at least one joystick. In order to become the favored high priest of Ra, you must enter his temple in search of the touchstone. While inside, Ra will bestow limited use of his powers with which to vanquish your enemies. But, beware! The powers are only temporary and the perils are great. Tom Mix Software, 4285 Bradford N.E., Grand Rapids, MI 49506, cassette \$27.95, disk \$30.95, plus \$2 S/H

**Bjork Blocks**, a graphics utility requiring 32K ECB and one joystick or mouse. The program features precision drawing and color selection, compressed data storage, and animation (for 64K computers only). Two public domain screen dump programs are supplied for the Radio Shack DMP-115 and 220 printers. Moreton Bay Software, 316 Castillo Street, Santa Barbara, CA 93101, cassette \$34.95 plus \$2 S/H

**LOTTO**, a BASIC program requiring 16K of RAM. The program selects six random numbers for use in playing state lotteries and is adaptable to lottery rules in effect in different states. RAM Publications, 1088 Poplar Tree Drive, Annapolis, MD 21401, cassette \$5.95

**MUSICA II**, a music composer program requiring 32K ECB and compatible with all disk ROM versions. The program is the same as the earlier *MUSICA*, but now has a screen print output for the Gemini 10X and Epson printers for making hard copies of the music. All notes are displayed on standard treble and bass staves and the pitch of each note is controlled by moving the cursor up and down with the arrow keys or joystick. Reitz Computers and Electronics, 3170 W. Central Avenue, Toledo, OH 43606, cassette \$34.95, disk \$39.95, plus \$2 S/H

**ROM Runner**, a utility program requiring 64K of RAM and a cassette tape drive. The program allows the transfer of ROM cartridge programs to tape, which can then be

moved to disk if desired. This cuts down on wear to the disk controller and allows ROM pack programs to be used with a disk system. Sadare Software, P.O. Box 3891, Gaithersburg, MD 20878, cassette \$7.95

**The Spreadsheet Zapper**, a graphing assistance program requiring 32K of RAM. The program takes the spreadsheet data generated by the Radio Shack *Spectaculator* program (either ROM Pak or disk versions) and converts the files for use with the *Bar Zapper*, *Graph Zapper*, and *Pie Zapper* graphing programs. This allows the generation of high resolution graphs and charts from *Spectaculator* files. Southern Software Systems, 485 South Tropical Trail, Suite 109, Merritt Island, FL 32952, cassette \$17.95, disk \$25.95, plus \$1 S/H

**Color BASIC Unravalled, Extended BASIC Unravalled and Disk BASIC Unravalled**, three individual soft-bound books containing detailed, commented source listings of Color BASIC, Extended Color BASIC and Disk Extended BASIC. The books assume the user is experienced in machine language programming and understands 6809 assembly language. Spectral Associates, 3416 S. 90th, Tacoma, WA 98409, \$19.95 each plus \$2.50 S/H, \$49.95 plus \$3.50 S/H for all three

**RAM Checker**, a ROM pack diagnostic utility that requires at least 16K of RAM. The program checks all memory locations in RAM, displays the page number and location being checked, and halts execution when a bad location is encountered. The address information can then be used to determine which chip is not good. Spectrum Projects, P.O. Box 21272, Woodhaven, NY 11421, or P.O. Box 9866, San Jose, CA 95157-0866, ROM pack \$24.95 plus \$3 S/H

**Happy Birthday, Mr. Gift**, an educational vowel discrimination drill program requiring 16K of RAM. The program is designed for initial reading instruction (kindergarten through the second grade). Children unwrap presents and unlock words, discriminating between pairs of one-syllable words with different vowels. Featured are spoken messages, graphics, timed levels, music and a scoring machine. TEKSYM Corporation, 14504 County Rd. 15, Minneapolis, MN 55441, cassette \$14.95 plus \$2 S/H

The *Seal of Certification* program is open to all manufacturers of products for the TRS-80 Color Computer, the TDP-100, or the Dragon-32, regardless of whether they advertise in THE RAINBOW.

By awarding a *Seal*, the magazine certifies the program *does exist*, but this *does not* constitute any guarantee of satisfaction. As soon as possible, these hardware or software items *will be forwarded* to THE RAINBOW's reviewers for evaluation.

— Kevin Nickols

# The HJL-57 Keyboard

Now available for all models,  
including CoCo 2.



## Compare it with the rest. Then, buy the best.

If you've been thinking about spending good money on a new keyboard for your Color Computer, why not get a good keyboard for your money?

Designed from scratch, the HJL-57 Professional Keyboard is built to unlock ALL the potential performance of your Color Computer. Now, you can do real word processing and sail through lengthy listings...with maximum speed; minimum errors.

At \$79.95, the HJL-57 is reasonably priced, but you can find other CoCo keyboards for a few dollars less. So, before you buy, we suggest that you compare.

### Compare Design.

The ergonomically-superior HJL-57 has sculptured, low profile keycaps; and the three-color layout is identical to the original CoCo keyboard.

### Compare Construction.

The HJL-57 has a rigidized aluminum baseplate for solid, no-flex mounting. Switch contacts are rated for 100 million cycles minimum, and covered by a spill-proof membrane.

### Compare Performance.

Offering more than full-travel, bounce-proof keyswitches, the HJL-57 has RFI/EMI shielding that eliminates irritating noise on displays; and four user-definable function keys (one latching), specially-positioned to avoid inadvertent actuation.

### Free Function Key Program

Your HJL-57 kit includes usage instructions and decimal codes produced by the function keys, plus a free sample program that defines the function keys as follows: F1 = Screen dump to printer. F2 = Repeat key (latching). F3 = Lower case upper case flip (if you have lower case capability). F4 = Control key; subtracts 64 from the ASCII value of any key pressed. Runs on disc or tape; extended or standard Basic.

### Compare Installation.

Carefully engineered for easy installation, the HJL-57 requires no soldering, drilling or gluing. Simply plug it in and drop it right on the original CoCo mounting posts. Kit includes a

new bezel for a totally finished conversion.

### Compare Warranties.

The HJL-57 is built so well, it carries a full, one-year warranty. And, it is sold with an exclusive 15-day money-back guarantee.

### Compare Value.

You know that a bargain is a bargain only so long as it lasts. If you shop carefully, we think you will agree...The HJL-57 is the last keyboard your CoCo will ever need. And that's real value.

### Order Today.

Only \$79.95, the HJL-57 is available for immediate shipment for either the original Color Computer (sold prior to October, 1982) or the F-version and TDP-100 (introduced in October, 1982), and the new 64K CoCo. Now also available for CoCo 2.

**Call Toll Free**  
**1-800-828-6968**

In New York 1-800-462-4891



**PRODUCTS**

Div. of Touchstone Technology Inc.  
955 Buffalo Road • P.O. Box 24954  
Rochester, New York 14624

Telephone: (716) 235-8358

Ordering Information: Specify model (Original, F-version, or CoCo 2). Payment by C.O.D., check, MasterCard or Visa. Credit card customers include complete card number and expiration date. Add \$2.00 for shipping (\$3.50 for Canada). New York state residents add 7% sales tax. Dealer inquiries invited. For dealer information in Eastern U.S. and Canada, call collect: 617-586-7614, Advanced Computer Services (distributor), 74 Plain Street, Brockton, MA 02401.

# REVIEWING REVIEWS

## MORSE CODE TEACHER AND MORSE CODE TUTOR

### Editor:

We wish to express our appreciation to THE RAINBOW for reviewing our programs, *Morse Code Teacher* and *Morse Code Tutor*, in the June 1984 issue. As noted by your reviewer, these programs from our Amateur Radio Series are intended primarily to help prepare for the Federal Communications Commission code exams which are required to obtain or upgrade a ham license. In addition, they would be helpful to a Scout trying to earn a merit badge in international Morse code. There are several points, however, which we feel do require clarification.

In *Morse Code Tutor*, the three V's that the program sends at the beginning of each one-to-five minute practice session are the "ready" signal; no additional auditory prompt follows. Instead, immediately after the three V's come the characters to be copied on paper and then checked against the characters that appear on the screen at the end of the session.

A more serious inaccuracy is Mr. Graham's statement that the characters in each practice session are sent in groups of five at a time. While Morse code *can* be sent in groups of five characters, this is usually practiced only with enciphered messages, such as the cryptogrammatical codes used by the military during wartime. In the random-practice sections of both *Morse Code Teacher* and *Morse Code Tutor*, characters are sent individually and continuously, one after another, with equal spacing between. I suspect that Mr. Graham's confusion stems partly from the fact that when the characters appear on the screen for checking, they are arranged in five-character groups, which is much easier to read than a screen full of continuous, uniformly spaced characters.

Cynwyn's Amateur Radio Series, which includes both code and applications programs, are written by hams, for hams — and we feel that it is a disservice to your readers to present reviews of this type of software by someone who admittedly has no understanding or appreciation of the subject matter.

Both *Teacher* and *Tutor* require 16K ECB. Disk versions will be available in the near future. *Morse Code Teacher* is also available for the MC-10 with 4K RAM.

Cyndi Rannels KA3LLX  
Cynwyn

## SUBTRACTION DRILL

### Editor:

As author of *Subtraction Drill*, I wish to respond to Mr. Stephan Brown's review in the September 1984 RAINBOW. I feel Mr. Brown's review is incomplete in that he tells nothing about the meat of the program. He vaguely states that it offers a "varied selection of subtraction problems." Nowhere does he state that it is an all-inclusive program with 13 levels of instruction. These levels were outlined by primary school teachers to correlate with the Knox County Schools Math Curriculum.

The beginning levels include sequential and random facts; whereas the more advanced levels include borrowing a 10, borrowing a 100, and borrowing both 10s and 100s with a tutor for help which Mr. Brown failed to mention.

Mr. Brown's suggestion that a laminated copy of the "Control Key" page be provided is unwarranted. Both the documentation and the program clearly indicate that, at any time, the student may press the 'K' key for a display of the control keys. I consider that to be a superior feature to any plastic card which normally tends to get misplaced, especially in a public school.

Mr. Brown spends a great deal of time in the review criticizing the graphics and reward routines. He states that the graphics "reward" is done in non-Extended BASIC which is incorrect. He also states that the music melodies are "uninspiring." Since when, Mr. Brown, are patriotic songs such as the *Star Spangled Banner* and *America* "uninspiring and worn out?"

Mr. Brown, you totally missed the boat in your review when the major portion of your review dwells on graphics and rewards rather than the program as an educational tool.

I can understand why your fourth grade daughter became bored with the program as she has evidently mastered all subtraction skills. The documentation states that the program is for preschool through the fifth grade. Most elementary school educators would understand that subtraction skills will be mastered by the end of the third grade. Above that level, the program would normally be used for remediation. I also imagine that no parent of a fourth or fifth grader would order the program unless the child was needing special help.

Like the reviewer, I also have questioned the slowness of the clearing of the screen at particular times during the program. Per-

haps most adults and children who have mastered these skills would find this process tedious. During extensive field testing, the slow screen has not been an issue. In writing programs which deal with mastering skills, we must remember to look through the eyes of the learner and not through the eyes of the proficient.

CY-BURNET-ICS is committed to the production of superior educational software. We welcome constructive criticism and specific suggestions for revisions and improvements to any program.

Ben Burnette  
CY-BURNET-ICS

## T.UTIL

### Editor:

We would like to thank A. Buddy Hogan for his fine review of *T.UTIL* that appeared on Page 269 of the June 1984 issue. Praise such as, "I haven't seen any tape utility that can compare to *T.UTIL*" is certainly gratifying to us. We hope to use the phrase he coined, "Tape Tamer," in our future advertising.

The article does need clarification in two small points. Mr. Hogan's discussion of the APPEND command is correct but may leave the impression that this command is only for appending BASIC program files. APPEND can be used on data files and machine language files. In fact, the graphics screen at the beginning of *T.UTIL* was attached to the main program with APPEND. The restrictions that a file be in ASCII and in line number sequence only apply to BASIC program files.

The other point of clarification is between *EXEC&H65H* and *EXEC*. After the program has been terminated by the use of the EXIT command, it may be rerun with *EXEC*. If the program has been terminated by pressing the Reset button, *EXEC&H65B* will return you to the command prompt. These were reversed in the article.

Once again, we would like to thank Mr. Hogan for his fair treatment of a new product in the CoCo marketplace.

Craig Hunt  
Sadare Software

# Color Disk EDTASM — A High Quality Programming Tool

By Roger Schrag

Radio Shack has been making their *EDTASM* editor/assembler program for the Color Computer for several years now. An editor/assembler is a programming tool that lets you write programs in assembly language for the Color Computer. Until very recently, *EDTASM* was only available as a Program Pak ROM cartridge. This left users with disk drives out in the cold.

Now there is *Color Disk EDTASM*, a disk version of the popular editor/assembler package. The package consists of a large three-ring binder which contains the manual and one diskette.

Although the manual is quite large, over 120 pages, it makes no attempt to *teach* assembly language to the beginner. The manual will only teach you *how to use* the *Color Disk EDTASM* package. However, the manual does give some recommendations of additional books to help out those new to assembly language.

This manual is very similar to the manual provided with Radio Shack's *EDTASM* Program Pak. Of course, new sections have been added to explain the new additional features of the disk version. Also, some omissions and inaccuracies in the original manual have been corrected. The manual contains reference sections which are excellent for experienced assembly language programmers who need to check something here or there. However, this setup makes the purchase of an additional text almost mandatory for the computerist who is new to assembly language programming.

*Color Disk EDTASM* requires a 16K Color Computer with at least one disk drive. Although a second disk drive really isn't necessary, 32K of memory is very strongly recommended. You won't be able to do very much serious programming on a 16K system. I will come back to this later.

The diskette supplied in the package contains five programs. *DOS/BAS* and *DOS/BIN* contain a miniature disk operating system. *Color Disk EDTASM* uses this mini-DOS to load and save your programs on diskette. Therefore, it is necessary for you to load in the mini-DOS before you can use *Color Disk EDTASM*. The manual provides a great deal of technical information about this mini-DOS so that you may write programs of your own which use this mini-DOS for loading and saving data on diskette.

When you turn on your computer and type in *RUN"DOS"* the mini-DOS initializes itself. A title screen appears, along with a menu of functions you may perform from the mini-DOS. You may load a machine language program, do a disk directory, see how much space is free on a diskette, copy a file from one diskette to another, or turn on an on-screen clock display.

As you might notice, most of these functions can be performed from BASIC very easily. For example, it is a lot easier to type in *COPY "FILE1" TO "FILE2"* from BASIC than it is to type *RUN"DOS"*, wait 10 seconds for the mini-DOS to initialize, select menu option five, wait another

five seconds as the file copier gets ready, and answer seven questions about the file to be copied.

To use *Color Disk EDTASM*, you put the program diskette in drive zero and type *RUN"DOS"*. When you get the menu, you select option two, load and execute a machine language program. Now you type in *EDTASM* and press ENTER. *Color Disk EDTASM* now loads in and executes automatically.

*Color Disk EDTASM's* editor is almost identical to that of the original *EDTASM* Program Pak. You can insert new lines, delete old lines, renumber, copy lines to another part of the program, print lines up on the screen or printer, or edit lines in a fashion similar to the *EDIT* command of Extended Color BASIC.

Of course, you may also load and save your source code. A major feature of *Color Disk EDTASM* is that you may load or save on diskette *or* tape. So, if you have an old project that you started before you got your disk drive, you may load your code from tape, edit it a little, and then save it to diskette.

There are a few areas in which *Color Disk EDTASM* has been greatly enhanced. One of these areas is that of printing up listings on a printer. A new *S* command lets you set how many lines your printer puts on a page, and how many characters on a line. *Color Disk EDTASM* will then format all printouts so that there will be a blank area at the top and bottom of each page of printout. This avoids printing on the perforations when using fanfold paper, a great convenience. Also, printouts done when assembling a program have an optional title printed at the top of each page, along with a page number.

The assembler itself has been enhanced to allow macros, an *INCLUDE* command, and conditional assembly. Macros and conditional assembly are simply convenience features that many programmers can live without. The *INCLUDE* command, however, may be a necessity if you plan to write extremely long programs. The *INCLUDE* command lets you break your long program into several shorter ones, all contained on the same diskette. The assembler then reads in all of the smaller parts and reconnects them into one large program.

*Color Disk EDTASM* also comes with *ZBUG*. This is a little debugger that lets you run your assembly language program step by step and continuously monitor its operation and use of memory and CPU registers. This is an excellent aid for finding bugs in your programs (unless, of course, your programs never ever have bugs).

*Color Disk EDTASM* is a lot like the original Program Pak version of *EDTASM* except that bugs in the original have been corrected, and some great new features have been added. But you pay a price for such a feature-packed programming tool. *Color Disk EDTASM* takes up lots of your computer's memory. It takes up so much space that the standard version won't even fit on a 16K Color Computer.

A special version of *Color Disk EDTASM* is provided for 16K users. (This rounds out the five programs on the included diskette.) This special version conserves memory by only having part of the program in memory at any one moment. This means that there always has to be a diskette in drive zero containing the special version of *Color Disk EDTASM*. Occasionally, the computer will pause for a few seconds as it accesses part of this program on drive zero. The setup is very reasonable; the pauses are very smooth and not disturbing. However, this special method of conserving memory still only leaves the 16K user about 2200 bytes for



# Help Us Battle the High Cost of Disk Drives



**NOW . . .  
V-PRINT**  
A utility to print  
directory on paper  
**\$9.95**



## Un-DISK Drives \$49.95?

You Bet! There are empty spaces in your 32K and 64K CoCo. The Preble VDOS Un-DISK helps you fill them up with PROGRAMS!

- Un-DISK uses your computer's extra memory like a fast disk drive.
- Un-DISK can store BASIC and MACHINE LANGUAGE programs.
- Un-DISK is INVISIBLE. Yup! Un-DISK does not interfere with normal Color Computer Operation.
- Un-DISK appears only when you type the magic word VDOS.
- Un-DISK comes with comprehensive instructions which you may not need because:
- Un-DISK is self-prompting and easy to use!
- Un-DISK is provided on cassette.
- Un-DISK is faster than a slow clumsy DISK DRIVE and best of all . . .
- Un-DISK is CHEAPER than a DISK DRIVE!
- Un-DISK will work even if you already own a disk but WHY BUY A DISK AT ALL?
- Un-DISK should be in the library of every serious CoCo user even if you own a disk says Frank J. Esser, independent reviewer for RAINBOW Magazine!

OK sure, disk drives ARE NICE. I own one. But if your finances are limited, the Un-DISK can give you much of the power of the mechanical drive. Even if you already own a disk the Un-DISK can work like a super fast extra disk.

### EXTRA . . . EXTRA . . . EXTRA . . . EXTRA . . . Additional Power For \$14.95

Only with VDUMP for the Un-DISK!

- VDUMP lets you make a cassette backup copy of everything stored in the Un-DISK.
- VDUMP lets you save 5, 10, 15 or more programs on a single cassette tape file.
- VDUMP lets you switch Un-DISks. With a single load operation replace a group of financial programs with a set of children's programs. (The new VDUMP tape overwrites the old.)
- VDUMP can allow you to save a whole lot of RAINBOW ON TAPE in a SINGLE file.
- VDUMP is the perfect companion to the Preble VDOS Un-DISK.

Available from Doctor Preble's Programs, naturally! Bringing you fine Color Computer Products Since 1983!

The Preble VDOS Un-DISK . . . . . \$49.95  
The Preble VDUMP . . . . . \$14.95  
Shipping & handling  
U.S. and Canada . . . . . \$1.50  
or \$5.00 to other foreign points

VISA and MasterCard accepted



Order From:  
**Dr. Preble's Programs**  
6540 Outer Loop  
Louisville, KY 40228  
(502) 966-8281

Canadians may order from Kelly Software

# HARDWARE & PROGRAMS

## MONITORS

### BMC MEDIUM-RES COLOR

13" BMC w/ sound .....\$303.95  
 14" USI w/ sound ..... 324.95  
 12" Taxon Composite & RGB... 335.95

### COMREX HI-RES MONOCHROME

12" Amber or Green..... 140.95  
 9" Amber or Green..... 125.95

*Sorry, no C.O.D. on monitors.*

### COMPOSITE MONITOR INTERFACES

Double Driver..... 24.95  
 Video Plus..... 24.95  
 Both work great with color or monochrome on CoCo I.

Coco Double Driver..... 28.95  
 Video Plus II M ..... 26.95  
 Video Plus II C..... 39.95  
 For CoCo II Only

### JARB DISK DOUBLER

Why spend twice as much as you need to for double sided diskettes? With our doubler, you can make your own and pay for it with the first box you double. A must for disk drive users.  
 5 1/4" size only ..... 12.95

### BASF DATA CASSETTES

	C-05	C-10
1-10	.60 ea.	.65 ea.
11-20	.55 ea.	.60 ea.

Soft Poly Cases ..... Ea. \$.20  
 Hard Shelled Cases ..... Ea. \$.22  
 Cassette Labels (12)..... Sh. \$.36  
 Cassette Labels Tractor (1000).... \$21.95

### MEMORY UPGRADE KITS

**16K RAM CHIPS** ..... 1.50 ea. .  
**5V, CoCo II 16K** ..... 1.95 ea.


### \*64K RAM CHIPS

Eight 200 NS Factory Prime 64K RAM Chips. Allows you to upgrade 'all' board easily. No soldering needed. .... \$52.50

### \*16K/32K

Eight 200 NS Factory Prime Chips with Piggy Backed Sockets, Sam Socket, Bus Wire. Comprehensive Instructions. Recommended for "D" or earlier, but may be used on "E". Only 9 simple solder connections to kit. None to computer. \$25.95  
**NOT FOR CoCo 2**

**NEW**



### THE GUNFIGHTER

BY Terry A. Steen

An excellent hi-res, arcade quality game program for two players. Joysticks and 32K are required in this all machine language program.  
 Cassette . \$19.95 Disk/Amdisk . \$24.95

### JUNGLE TREK

Lost in a jungle with wild animals lurking; your only survival is to find a safe compound before you are lunch for lions; high resolution; multi-color.  
 16K EXT..... \$14.95

### BIORHYTHM/PSYCHIC APT.

1) Prints biorhythm charts of nearly unlimited length; attractively formatted for use on most printers. 16K  
 2) Your psychic ability is determined through questions evaluating your psychic experiences  
 16K Ext ..... Both for \$15.95

### PROGRAMS FOR THE SPECTRUM PROJECTS VOICE-PAK OR SPEECH SYSTEMS VOICE

### TALKING FINAL COUNTDOWN

(by Bill Cook)

For 32K EXT .....\$19.95  
 Standard cassette  
 FINAL COUNTDOWN.....\$14.95

### TALKING SPELL-A-TRON

The program allows the user to build a dictionary of words. During testing, the words are spoken. If an incorrect response is given, the word is spoken again and spelled. Tape (32K EXT) \$22.95

### TALKING SCORE E-Z

A yahtzee type program. Up to six players can compete. All scoring and record keeping is done by the computer. Tape (32K EXT) .....\$19.95  
 Standard SCORE E-Z.....\$15.95

### TALKING COLOR MATH

The perfect educational game to aid the student in learning addition, subtraction, multiplication and division. Allows one to specify difficulty level.  
 Tape (32K EXT) .....\$22.95

### TALKING SHIP HUNT

by Cobra Software

Play Battleship against your computer. 32K w/ joystick needed. Graphics and sound. Can be played without voice.  
 Cassette .....\$10.95

SCHEMATIC DRAFTING PROCESSOR (disk) can draw large scale schematics in hi-res (has six overlapping screens) and then print them out to any of several popular printers, fast!! A must for serious hardware computerist.  
 Now only..... \$49.95

### CoCo Chips

Sam, Pia, CPU, Ext, Basic

*We carry products from many manufacturers. If you don't see it, ask.*

# JARB

SOFTWARE  
 HARDWARE

1636 D Avenue, Suite C  
 National City, CA 92050

COD orders accepted, no charge cards please.  
 Shipping and handling \$3.00  
 California residents please add 6% sales tax

Order Line  
 (619) 474-8982  
 After Hours BBS  
 (619) 474-8981

his program. This is why I say that a 32K system is really needed for any serious programming applications.

The *DOS/BAS* and *DOS/BIN* programs may be used directly by any programs you write in order to make loading and saving of data files on diskette very easy. A large part of the manual explains how to use routines in the DOS program. In fact, there is a complete, commented source code listing of the entire *DOS/BIN* program included. That's over 25 pages front and back of source code! Actually, looking at parts of this listing may offer examples of programming style and technique for those new to assembly language. But be careful because Radio Shack wrote the *DOS/BIN* program on a more sophisticated system than *Color Disk EDTASM*, so there are some special commands in the listing that *Color Disk EDTASM* does not recognize. This may cause some confusion.

Unfortunately, the fact that the *DOS/BIN* program is copyrighted causes some problems. For example, if you would like to write a program that you intend to market commercially, your program should not use the *DOS/BIN* program. If it does, then nobody will be able to use your program unless they own a copy of Radio Shack's *Color Disk EDTASM*. This cuts your potential market size down considerably. So the only time that the technical information presented in the manual will really come into use is when you plan to write a program requiring disk I/O for your personal use.

*Color Disk EDTASM* doesn't seem to have any real bugs. That is to say, I couldn't find any situations in which the assembler would destroy your program or the mini-DOS would render a diskette unusable. (Incidentally, a very obscure bug in the original *EDTASM* Program Pak pertaining to the error message MULTIPLY DEFINED SYMBOL has been fixed.) However, the *DOS/BIN* program is very poorly written in some respects. For example, if you try to load a source code file from a diskette with a write-protect tab on it, your disk-drive will go wacko for a few seconds and then the error message DISK WRITE PROTECTED will appear on the screen. This is an unnecessary irritation to many programmers like myself who like to write-protect their diskettes to prevent accidental erasure.

Also, the mini-DOS performs most disk operations much more slowly than necessary. Another disk editor/assembler program on the market, for example, will load and save source code files in under 65 percent of the time it takes *Color Disk EDTASM*.

If this review seems long to you, consider that an editor/assembler is a very complex programming tool. Radio Shack's original *EDTASM* Program Pak was probably the first such program on the market for the Color Computer. But when it comes to purchasing an editor/assembler which works with disk drives today, you have quite a choice. It might pay to examine the alternatives carefully before you buy.

Although the Radio Shack offering is quite good, there are a few features I would like to see added. The *DOS/BIN* program needs some cleaning up. The assembler doesn't allow multiple *FCB* statements on one line, nor does it allow binary constants. Also, if you forget a file's name or don't know which diskette has enough space on it, there is no way to see a diskette directory while in *EDTASM* without losing your program.

Another feature that would be nice is support for Color Computers with 64K. By using all of the memory in a 64K Color Computer, you would be able to write longer pro-

grams without having to break them up and use the **INCLUDE** command.

I have a final wish on my list: Radio Shack should put the *DOS/BIN* program in the public domain so that everyone could have a copy and software vendors could use it in their programs. Then there would be no more incompatibility problems with disk-based software not working on the Color Computer 2, and so on. Vendors would no longer have to market separate versions of their software for the Color Computer and Color Computer 2. Also, users wouldn't have to worry about buying a program and finding that it doesn't work on their machine.

In short, *Color Disk EDTASM* is a high quality programming tool that will help you write programs in assembly language for your Color Computer. The manual in a very clear and friendly manner helps you learn how to use this programming tool, but does nothing to teach you assembly language. You will need to get a separate text to read if assembly language is new to you. Although *Color Disk EDTASM* has some irritating shortcomings, it also sports some very sophisticated features as well.

If you have specific questions, please write to me at 2054 Manning Avenue, Los Angeles, CA, 90025. Please include a self-addressed, stamped envelope.

(Radio Shack stores nationwide, Cat. No. 26-3254, disk \$59.95)

## Sonburst Software

233 S.E. ROGUE RIVER HWY.  
GRANTS PASS, OR 97527 1-503-476-5977

We are proud to announce our new utilities for the 64K Disk Color Computer, featuring . . . . .

- Full use of 64K RAM
- 100% Machine Language
- Parameters easily changeable in basic loader
- No ROM calls
- "Cold start" exit to basic
- Easy-to-read, informative documentation
- Keyklik
- Selectable drive stepping rate
- Support 1-4 drives
- Easy to use, with menu selected functions

To make life with your disks easier, may we suggest . . .

1. **The Sector Inspector** — Alphabetize, backup, and printout directory; repair crashes, LIST basic programs, name disks, read in and edit 23+ grams, 3-swap backups, and more. Has 35-page manual and gran table print program . . . **\$29.95**
2. **The Deputy Inspector** — Alphabetize, re-sort, and backup directory; fast 3-swap backups, copy files or programs to same or other disks, can auto-reallocate granules during backup for faster loading, and more . . . . . **\$21.95**
3. **The Archivist** — Make long-lasting tape backups of your valuable disks, erase and format disks . . . . . **\$14.95**
4. **The Chief Inspector** — Save 10%! Order all 3 . . . . . **\$59.95**
5. **EDT** — effortless full (51 x 24) screen editing w/2 way cursor, disk commands allow easy save/backup/append. Text files to 48K+. Copy, save, move, delete or print blocks. Much more. Normally \$39.95, now only . . . . . **\$35.95 (10% OFF)**



• Please add \$1.50 for shipping, \$2.50 for C.O.D.

**THIS MONTH: TEACHERS — FREE SHIPPING**

## Typing Can Be Fun With *Type Trek*

Learning how to type can certainly be boring. Improving your typing skills can be worse, because there is no better way to improve skills than by continuous practice. *Type Trek*, by CoCo Chips, takes an otherwise dull activity and changes it into fun.

*Type Trek* is actually three games in one, each game providing drills to improve typing skills. There is a letter game, a word game and a sentence game, all providing an outer space scenario.

The program requires at least 16K Extended BASIC and 16K users will have to *POKE 25,6:NEW* before *CLOADing*. After *RUNning* the program, the user is asked to input the number of players (one or two), the players' names and rank. The rank is the skill level depending on which keys you want to work on. For example, Level 1, Cadet, works on keys ASDF and each additional level adds more keys. The user can begin in any level and work his way up through the ranks. The program does not deal with numbers and most special characters because, according to the author, these keys may vary in placement from keyboard to keyboard. A cumulative score is kept as well as a percentage of accuracy. In order to go on to the next level, an accuracy rating of 95 percent is needed. The typing is not timed, but bonus points are added for fast typing.

*Type Trek* is a low resolution graphics game. The charac-

ters and symbols used are neat, clear and fun to watch. During the word game, letters appear and the user must type the letters after they disappear from the screen. In the word game, a word appears and you must copy it accurately. The sentence game has a sentence shown on the screen, and again the user must copy it. Each game makes up a wave and the user is given the choice of having the game be three, six or nine waves long.


The documentation is well written and very complete. It is easy to follow and tries to anticipate every situation that could possibly arise. The booklet is written in such a way as not to be overwhelming in its technical explanations. Anyone should be able to understand the documentation and enjoy using the program. The documentation even includes a rather large section on learning how to type. If the user finds that a 95 percent accuracy rate is too high (or too low), easy to follow instructions are given for changing this.

This tutorial could easily be used in the schools and at home. It's written to appeal more to children than adults, but I see no reason for adults not to have fun also. Knowing how to type well does not seem to be important to most children, but as they progress in their education, they will discover what a necessary skill typing is. *Type Trek* can help you and your children better your typing ability in a painless and fun way.

(CoCo Chips, 92 Acorn Circle, Oxford, OH 45056, tape \$19.95, disk \$22.95)

— Stephanie Snyder

# WORKBASE



**SALES OR CLIENT PROFILE**

**INVENTORIES**

**MAILING LISTS**

**LEDGERS**

**APPOINTMENT SCHEDULES**

**ORDER ENTRY**

**REAL ESTATE LISTINGS**

**PROPERTY RENTALS**

**STUDENT OR PERSONNEL RECORDS**

**THE DATABASE SYSTEM**

**DESIGNED FOR BUSINESS**

CAN YOUR DATA BASE REMEMBER HOW YOU DID IT LAST TIME?

CAN YOUR SECRETARY RUN REPORTS AND POST TRANSACTIONS USING YOUR DATABASE?

CAN YOU DEFINE AND SAVE REPORTS AND CALCULATIONS WITH RECORD SELECTION & SORT PARAMETERS?

IS YOUR DATABASE ALL-IN-ONE INTEGRATED PACKAGE?

CAN YOU PRINT INVOICES AND STATEMENTS?

CAN YOU PRINT TRANSACTION SUMMARIES BY ACCOUNT?

CAN YOU SELECT, SORT, & PRINT FORM LETTERS & LABELS IN ONE OPERATION?

**NEW!! FROM THE CREATORS OF HOMEBASE!!**

ALL-IN-ONE INTEGRATED PACKAGE: DATABASE, SPREADSHEET, WORD PROCESSING & MAILMERGE

INTRODUCTORY PRICES: WORKBASE I \$64.95 400 RECORDS — WORKBASE II \$79.95 1200 RECORDS

CALL TOLL FREE: 1-800-334-0854 (EXT 887)      WORKBASE DATA SYSTEMS

OR SEND CHECK OR MONEY ORDER TO:      P.O. BOX 3448, DURHAM, NC 27702

## Colormind: A Nice Adaptation, But . . .

*Colormind*, by Aurora Computing, is another computer adaptation of the popular board game "Mastermind." The idea of the game is to correctly solve the computer-generated code of four colors within 10 guesses. Upon choosing your guess from a choice of six colors, the computer will print 'A's and 'B's. An 'A' signifies the color is correct in the right place while a 'B' indicates a correct color but in the wrong place. If you guess the correct code within the 10 tries the computer prints a congratulatory message, but, if you fail, the computer will reveal the correct code. This is all done in low resolution graphics with a few beeps here and there for sound.

An interesting feature of *Colormind* is the method of giving the player instructions. The computer asks if you wish to have instructions. If you reply "yes," it gives you the complete rules in an attractive format and even shows an example of game play. The brief documentation, therefore, is more than adequate as all the information needed is included in the program. *Colormind's* program length is only about 4.5K, a good portion of which is used for the instructions.

There are a few quirks which irritated me about *Colormind*. One, if a person accidentally enters a non-acceptable value (a number greater than six or a letter of the alphabet),

the computer prints a question mark and a turn is wasted. Also, the instructions included as documentation say that two people can play, but unless they alternate playing games, I don't know how they would do it. Neither the instructions nor the written documentation supply this information.

If you hate typing in program listings and don't mind paying \$10.95 for a program that is similar to those found in Color Computer magazines, *Colormind* is worth your money as it is a good adaptation of "Mastermind."

(Aurora Computing, 49 Brookland Ave., Aurora, Ontario, L4G 2H6, \$10.95 on tape)

— Ken Coleman

### 16K ADVENTURE GENERATOR . . . . . TAPE \$19.95

Create your own adventure with this program. Should be familiar with proper basic syntax to use. Writes adventure game directly to tape.

### 16K ADVENTURE STARTER PACKAGE . . . TAPE \$14.95

Three graduated adventure games designed to guide you from beginner to tackling the expert level adventure games with confidence.

SOFTECH  
P.O. BOX 3330  
Cheyenne, WY 82003

## COLORFORTH™ FORTH COMPILER

**THERE IS LIFE AFTER BASIC!** COLORFORTH is a figFORTH language compiler designed for use on the Color Computer. COLORFORTH Version 2.0 is available now with all these features and more:

- Can access ALL available RAM from 16K through 64K and will work with any current ROM
- Executes 10 to 25 times faster than BASIC and can be programmed much faster
- 50 additional commands are included beside the standard figFORTH commands
- You get BOTH cassette and RS/DOS versions, PLUS a resident figEDITOR, and an 82 page manual
- A special command that allows you to copy your program so that it can be run on a CoCo without first loading COLORFORTH

ALL OF THE ABOVE FOR ONLY..... \$49.95

### DECISION MAKER™

IF YOU HAVE EVER HAD TROUBLE MAKING UP YOUR MIND, THEN THIS PROGRAM IS FOR YOU!

DECISION MAKER is a new concept in programs for the Color Computer.

DECISION MAKER is ...

- \* A step by step, interactive program to help you solve any problem
- \* Designed using standard analytic techniques
- \* A learning tool to discover the exact processes used in reaching a decision
- \* A valuable asset for anyone

DECISION MAKER requires 32K and Ext. Basic Complete with 16 page manual, only..... \$24.95



### BIO-PSYCHOMETER™

NOW YOU CAN INVESTIGATE THE HIDDEN REALMS OF THE HUMAN MIND!

BIO-PSYCHOMETER is an authentic Bio-feedback device complete with software

BIO-PSYCHOMETER includes:

- \* Bio-feedback graphing, Stress Reduction, and Memory Improvement modes
- \* Machine Language, high speed graphics
- \* Very sensitive hardware for optimum results
- \* Printed manual with instructions and suggestions for use

BIO-PSYCHOMETER requires 32K and Ext. Basic Complete, with manual, only..... \$39.95

We accept U.S. funds drawn on U.S. banks, VISA & MASTER CARD, & UPS C.O.D.s

Add \$2.50 shipping & handling  
Texas residents add 5%

ARMADILLO INT'L SOFTWARE

P.O. BOX 9351  
AUSTIN, TEXAS 78766



PHONE (512)835-1088

## Cassette Database Made Easy With *File Cabinet*

*File Cabinet* is a database program written for the 16K ECB Color Computer. It is a neat little program that will allow you to perform some of the simple functions normally associated with database programs. That is, it will let you input, locate, modify, delete and sort data. You can also save/load data to/from tape and print records on the screen or your printer. The program is very user-friendly. It comes with three sheets of documentation and is written quite well in a logical order. You really don't need any more documentation because the program is simple to use by just following the on-screen prompts. The software automatically adjusts to the amount of memory of your machine. With a 16K CoCo you can operate with up to 50 records in memory and with 32K you can have up to 200 records. This assumes that you average around 100 characters per record. If you will need more characters per record (up to 250), then this will reduce the number of records you can have.

*File Cabinet* is error-trapped quite well, but if you do crash the program by hitting the BREAK key, etc., you will not lose the data you have entered. Simple instructions are given on how to recover. If for some reason you run out of string space (when inputting data from the keyboard or appending from tape), further inputting is stopped but the data is not lost. This is particularly useful when appending data from tape to a file residing in memory.

One complaint I have is that only one copy of the *File Cabinet* exists on the tape. I think any program sold on tape should have a backup included. There are instructions on how to make your own backup, but since you lose some of the features of this program when you make the copy, your backup isn't a real backup. Owls Nest will provide you another copy to use as a backup for \$5. I found that the backup copy I made would not work properly with my disk drive hooked up to the computer although the original copy worked fine. This shouldn't be a problem though, because I would not recommend this program for anyone with a disk system. Now I will describe each of the functions available with *File Cabinet*.

**INPUT DATA** — When you initially set up a file you are asked to input the names of each field that you desire (up to five). Once you have defined these fields you are then prompted to start entering data. As you finish entering data for each record you are given three choices: continue on to the next record, modify the current record, or return to the main menu. Modifying the data is quite easy as you are presented each field for the record and asked if you want to change it or not. If you do, then just type in the correct data and the change is made.

**LOCATE DATA** — This is a handy feature that will allow you to search a field for data. After selecting the field you want to search, just type in the string you want to search for and, when it is found, the entire record will be presented

on the screen. You can then continue the search or return to the main menu.

**MODIFY DATA** — Modifying data is easy. All you have to do is enter the record number and each field of the record will be presented to you. You can then modify all the fields or just a single field.

**DELETE DATA** — In this mode you can either delete all data or single records. In either case you are given ample warning of what you are about to do and have to verify your instruction before the deletion actually takes place.

**SORT DATA** — You may sort on any or all of the first three fields. This is where the program really shines. The sort is a machine language sort that is really fast. I entered a 200 record file that consisted of articles, program listings, and reviews from the RAINBOW. I then had the program sort on three fields. The sort took a little longer than the documentation said it would, but who's going to complain about 27 seconds? When I sorted the same 200 records on a single field it only took 3.7 seconds.

**SAVE ON TAPE** — Once you decide to save your data to tape the software will automatically make two copies. In addition to this you are given the option of verifying that the first save is a good one by rewinding the tape and pressing ENTER and Play. As I said earlier, this program is very user-friendly and you really have a lot of features to make sure you don't lose several hours worth of work.

**LOAD FROM TAPE** — This option is used to load data from tape. The nicest part of this option is the ability to append a tape file to one residing in memory.

**SHOW ON SCREEN** — With this option the records will be displayed on the screen one at a time. You can select any of five scanning speeds. You can either look at all records or single records. The only way to look at a series of records in a certain category would be to sort on that field first. This would group like records together. You could then have all records displayed on the screen one at a time. The records you are looking for would then eventually appear in sequence. You have the option of printing these records on your printer if you desire.

**SEND TO PRINTER** — In this mode you can print individual records or all records on your printer. If you want to print them individually you must know the record number you want printed. There is a lot of paper wasted when you print records, but considering the memory limitations and the very reasonable price of this program, that is something you will have to live with.

I recommend *File Cabinet* for anyone wanting to get started in using databases with a cassette recorder. If you plan to move up to a disk system in the near future then I would not recommend it. You are limited in what you can do with *File Cabinet*, not because of the program itself, but the limitations a cassette-based system places on you.

(Owls Nest Software, P.O. Box 579, Ooltewah, TN 37363, cassette \$19.95 postpaid)

Michael Hunt

## Stands Monitor Useful To Some

A lot of people (myself included) think that the best place to put a computer's monitor is on top of the computer. With the CoCo this is not a good idea, because the computer's top is rather small and the plastic case just won't support a heavy item. As with any design flaw (real or imagined) in a popular computer, there have been a number of attempts to cure the problem. Howard Medical's TV stands are designed to hold a TV or monitor above the CoCo so that the set's weight doesn't rest on the computer; this goal is met, but there are other problems.

The Howard Medical stands are made from 1/2-inch plastic sheet (either Plexiglas or Lexan—I don't know which) bent to fit over the CoCo. A series of holes are drilled in the stand near the sides of the computer to provide ventilation, and a slot is cut in the right side for ROM packs or other cartridges. The 13-inch model (really for anything up to the new 14-inch sets) fits over the CoCo and has the same width on the inside as the CoCo's case; the 19-inch model (for sets from 15-inch to the new 20-inch) has space for a cassette recorder to the left of the computer. Each model is available in either a smoke gray (transparent) or ivory color (opaque).

A possible problem with the stand is that it is somewhat flexible; if the TV or monitor is very heavy, part of the weight may rest on the CoCo. This is more likely to be a problem with the 19-inch version, since it is nine inches wider and the larger flat surface is less rigid. We tried the stands with three color TV sets, a 10-inch, a 13-inch and a 19-inch; while the 13-inch version held up well, the 19-inch version bent to some degree under the load. (My tests were done with solid-state sets; an old tube TV would be much heavier, and I doubt that either stand could support one.)

The stands' other problem is their depth. Both stands are 11-inches deep, and since the front of the stand is behind the keyboard, the stand extends for about six inches behind the computer. This makes it very difficult to reach the power and Reset buttons from the front of the computer.

Howard Medical has a good idea here, but its execution is somewhat awkward.

(Howard Medical, Box 2, Chicago, IL 60690; 13-inch version \$29.50, 19-inch version \$39.50, specify for regular CoCo or CoCo 2)

— Ed Ellers



see us at  PRINCETON

The first graphics disk magazine for the color color computer. Full of great works of art by famous Graphicom artists.

GrafX is the new and exciting monthly graphics disk.. Just insert the disk into drive and view the pictures.... with music!!!! And all of GrafX pictures can be easily transferred to a Graphicom picture disk if you wish.

GrafX gives you a variety of works of art, humorous pictures, seasonal motifs (design that special card), design fonts, palettes, technical designs and more....

**\*\*\*CHARTER MEMBER OFFER\*\*\***

A full year of GrafX for \$99.95 and get a second year for only \$50 (total \$149.95).

Dubious???? Get a 3 month trail subscription for \$30 and if we convince you we'll credit your \$30 to the above offer!!!

TRY ONE!!! SAMPLE MONTHLY DISK  
ONLY \$15.95 postpaid

**\*\*\*SHRINX\*\*\***

Having problems with those big pictures???? Wish they were smaller?? Shrink is a unique utility that enables the user to shrink any Graphicom Pix (or any other) to 1/2, 1/4 or smaller!! A great way to get some unusual art effects..... ONLY \$21.95 postpaid (disk)

**YOUR ONE STOP FOR ALL GRAPHICOM NEEDS!!!**

**\*\*\*GRAPHICOM\*\*\***

The big hit of every RAINBOWFEST and the Pasadena Color Expo is simply stated the finest graphics program for the Color Computer (or any other computer)! EASY TO LEARN GRAPHIC MENU.

Requires 64k - 1 drive - Joysticks ..... \$24.95

**\*\*\*GRAPHICOM PICTURE DISKS\*\*\***

Art Disk #1 ..... \$19.95  
Art Disk #2 ..... \$19.95  
Fonts Disk #1 ..... \$19.95  
Aids & Exmp-Disk ..... \$19.95

**HAM SOFTWARE by John Yurek (K3PGP)**

This software is being used world-wide by ham operators.

**CW** - Turns a TRS-80 4K machine into a CW keyboard and CW receive terminal.

Model 1 Model 3 or CoCo ..... \$44.95 (+\$2 postage)

**RY** - Turns a TRS-80 4K machine into a 5 level (Baudot Code) teletype machine.

Model 1 Model 3 or CoCo ..... \$49.95 (+\$2 postage)  
(NOTE: all ham software supplied on tape only!)

To place your order send check or money order to:

GRAFX  
P.O. Box 254

West Mifflin, PA 15122

(Master Card accepted!! give account #, expiration date & phone number).

**VOICE LINE orders (412) 466-6974 (6-9 p.m.)**

**24 BBS ORDER LINE: COCONET (412) 744-2335**  
(The fastest BBS for the CoCo yet!!!)

Send \$2.00 for our catalog (deductible on your first order) for a complete listing of available software.

**ARTISTS**

Please send self addressed envelope for details on how to get your artworks published in GRAFX!!!

GRAPHICOM TM CHESHIRE CAT COMPUTER CREATIONS  
TRS-80. COLOR COMPUTER TM TANDY CORPORATION

-----  
 \$ LOTTO PLAYERS LOTTO \$  
 LET YOUR TRS-80 COLOR COMPUTER  
 SELECT YOUR NUMBERS-TAPE ONLY  
 SEND \$5.95 CHECK OR M.O. TO  
 RAM 1088 POPLAR TREE DRIVE  
 ANNAPOLIS MARYLAND, 21401  
 FREE WITH EACH ORDER FREE  
 PICK 3 & PICK 4  
 -----



## CoCo Plotted Coordinates Courtesy of *Graph It*

Tired of getting out your pad of graph paper to plot out your equations? Why not let your Color Computer handle the chores involved with plotting your coordinates? *Graph It* does a nice job of doing just that and with a minimum of fuss and muss (and no graph paper!).

The program, in Hi-Res, graphs a set of equations in the form of  $Y=Function(X)$  onto X-Y axes. You can graph as many equations as you want on the same set of axes.

The program has instructions, if necessary, and gives examples of the following math functions: division, sine, absolute value, square root, natural logarithm. Sample equations are given, such as:

$$Y = X^2 + .5 * X - 10$$

and

$$Y = 1 - \text{COS}(X)$$

Individual points (as pixels) can be plotted up to 10. Pairs of coordinates are entered as "X,Y."

You are then prompted "How many equations do you want graphed?" I entered several different combinations to try out the program. You must enter the lower and upper limits for X and Y. Minimums are given by the program.

The first time around, the program displayed the graph, immediately cleared and printed that my equation was not in the proper form and that I had to redo it. I corrected the error and the graph came up with X,Y axes marked according to specifications. You also have the option of marking special locations to determine if your equations will fit within these special delimiters.

The program does a nice job of what it is designed to do and I feel it is worth the price.

(Computer Island, Dept. R, 227 Hampton Green, Staten Island, NY 10312, 16K-EXT, \$14.95)

— Michael F. Garozzo

## Watch Your 'Copters In *Whirlybird Run*

*Whirlybird Run* by Spectral Associates is a good attempt at making a home version of Scramble. You begin the game with four helicopters. The helicopters can be lost by crashing into enemy ships, the ground, or running out of fuel. Refueling can be accomplished by destroying the enemy craft with an 'F' on them. It isn't as easy as it seems to dodge the ground, since mountains constantly pop up in front of your 'copter. In the first screen, the only flying hazard is the enemy missiles. The second screen adds the bouncing saucers, and later screens, the arrows must be avoided. Shooting at these arrows does no good since they are indestructible. Finally, you enter the "Cavern of Doom." About this obstacle I can't say much, because the only time I got there I lost my one remaining 'copter before I could get very far.

The helicopters are very well drawn, especially the rotating blades. The sound effects in the game are good, particularly the sound of the helicopters. The other graphics, such as the mountains, are well drawn. *Whirlybird Run* is more than sufficiently challenging. The animation is smooth.

In my opinion, the game could stand some improvements, like adding the sounds of explosions, saucers, and rockets, for example. A more serious problem is the inability to pause the game; it just keeps on running. Finally, the green sky is not up to par with most of today's CoCo software.

As a point of interest to those of us with shaky drives and/or tape recorders, this is a copy-protected game. Copies which fail to load will be replaced by Spectral Associates for reasonable prices. Finally, *Whirlybird Run* is a good game, but it is just not all it could be.

(Spectral Associates, 3416 South 90th Street, Tacoma, WA 98409, tape \$24.95, disk \$28.95)

— Joe O'Connor



### LOCKING DISKETTE STORAGE SYSTEM

HOLDS 70 MINI-DISKETTES  
A LOCKING STORAGE SYSTEM FOR 5 1/4"  
DISKETTES, INCLUDES A HINGED LID, TWO  
BUILT-IN CARRYING HANDLES. COMPLETE WITH  
INTERIOR DIVIDERS, TWO KEYS. INJECTION  
MOLDED OF HIGH IMPACT PLASTIC.

~~\$24.95~~ + \$2.00 S/H  
MARYLAND RESIDENTS ADD 5% SALES TAX

DISK-HAVEN PRODUCTS  
P.O. BOX 443  
COCKEYSVILLE, MD 21030





## DO-FILE/FIX-FILE — A Good Memory Database

By Frank J. Esser

There are a number of database programs out for the Color Computer. Most of them are disk oriented and a few are designed to function on cassette based systems. *DO-FILE* is a database that is unique in that it is a third form, a memory database. Since it is a memory database, the amount of data that can be stored at any one time is limited. The manual states that the maximum storage is 16,480 characters. How this translates into records is dependent upon the size of each record. If, for instance, a record is 55 bytes long, then the database will hold a maximum of 299 records. Although the manual does not state it as such, I doubt that the *DO-FILE* will run on a 16K Color Computer. *DO-FILE* has the ability to load and save files to disk or cassette. However, upon initialization you are asked if disk or cassette is being used. If you load a file from cassette, all files must be saved to cassette also. If you desire, the variable used to indicate if cassette or disk is being used can be changed at midstream and the file saved to disk. I tried it and it works well.

*DO-FILE* comes on a cassette along with its companion program *FIX-FILE*. Also included is a 32-page instruction manual. The manual is well-written and quite easy to follow. It is broken down into three distinct sections. The first is the introduction section. It is here that the author gives a brief overview of what to expect from *DO-FILE*. Also, the memory restrictions are listed and explained. Next the program loading instructions are given. To get maximum memory, a few pokes are required to set the computer up. Once this is done *DO-FILE* can be loaded and run. The program initialization takes you through a series of steps, required to match *DO-FILE* for your particular set-up. These steps are:

- 1) Printer Speed  
Set your printer Baud rate to 300, 600, 1200, 2400 or 4800.
- 2) Printer line width  
Adjustable from 0 to 132
- 3) Header/Footer spaces  
Number of blank lines to leave at top and bottom of each page
- 4) High Speed  
Will set your clock speed to high if so desired
- 5) Input/Output Device  
Cassette or disk used for input/output device

After all these prompts are answered, the main menu appears. It is here that I feel one of the program's shortcomings shows up. The main menu is a complete screen full of data that is in a very cramped style. It is hard to read and the cramped style does not help. The main menu presents 12 options or commands. Here is an explanation of each.

*NEW* is the command used to create a new database. Through this command you can define your file contents in terms of fields each record will contain and its length.

The *CREATE/CHANGE* allows you to add data to the database or change data already in the database. If you wish *DO-FILE* to find the first open record for you, all you have to do is enter a + in response to *RECORD NO* — a very nice feature. If you wish to change a record, all you have to do is enter the number of the record you wish to change.

The *RECORD* command will display any record for you on the screen. If the requested record does not exist you are so informed.

The *DELETE* command does just that. It will delete records for you from the database. You are asked for the number of the record to delete. If that record does not exist, you are so informed. If the record does exist, you are asked again if you want to delete this record. Sort of a secondary check, like "ARE YOU SURE(Y/N)?"

The *LIST* command will dump the database to either the screen or printer. Using the Space Bar, the printing of data can be halted. Once the listing is halted it can be either continued or aborted. If the printer is not on-line, you are requested to either put it on-line or abort the print process.

The *MAINTENANCE* command lets you load and save files. If you specified, during initialization, that you would be loading from cassette, then all saves and loads will be attempted from the cassette recorder. The same is true if you specified a disk as the input/output device. If you attempt to load a file while one is already in memory, a message will be displayed warning you that a file is already in memory and must be saved or *DO-FILE* must be rerun before the desired file can be loaded. You have the option, during file save, to save the file in its normal order or its sorted order.

The *SORT* command allows you to sort the file on any of the fields. As a matter of fact, you can sort on any three fields selectively. That is, you have the ability to sort on the first field, then sort within that field limits based on the second field and on to the third field. The sorts can be either ascending or descending.

The *ORDERED/LIST* command will display or print the results of a *SORT* command. When the records within the file are sorted their order is not changed. What happens is, an index is built that lists the present record numbers in their sorted order. Thus, all *ORDERED/LIST* has to do is read this index and display the records in the indicated order.

The *TOTAL* command lets you specify a column of numbers to be added up. The numbers to be totaled need not be right justified in the field that is to be totaled, they just have to be within the field boundaries.

The *FIND* command will permit a string search of up to three fields. The search function will perform match that is independent of the string location within the field or fields being searched.

The *HELP* command will display the command menu and return you to where you came from upon pressing any key.

The *EXIT* command terminates the *DO-FILE* program and returns you to the BASIC interpreter.

Also included is a utility program called *FIX-FILE*. *FIX-FILE* gives you the ability to either enlarge any of the previously defined fields or to add a new field. *FIX-FILE* thus gives you the ability to modify the structure of the database file without having to dump and reload it after the modifications have been made.

*DO-FILE* performs all the functions it is documented to have and performs exactly as described in the documentation. *DO-FILE* is a memory database and for that reason is limited in the amount of data that can be stored in any one database. However, if the number of bytes you would want to store does not exceed 16.5k bytes, then *DO-FILE* should work for you. For example, I built a test file with the following fields defined. The file was to hold my Christmas card list. The fields are defined as follows:

Name .....	30 bytes
Address .....	30 bytes
City .....	25 bytes
State .....	2 bytes
Zip .....	5 bytes
Phone .....	12 bytes
 Total .....	 104 bytes

With each record being 104 bytes long, I would be able to store 158 different names and addresses in *DO-FILE*, which is more than enough for this application. The sort routine is fairly fast and appears to be a Shell-Metzner sort routine. A real plus for *DO-FILE* is that its print and display routines can be interrupted and stopped without exiting the program. Also, during the running of the sort routine, periods are periodically written to the screen indicating that indeed something is going on. I think the main menu is too cramped and hard to read, but it is functional. You are asked to insert

either a cassette or diskette, depending upon whether you specified disk or cassette as the I/O device. You are then asked for the filename.

I think the first prompt and required reply is unnecessary as I feel it is safe to assume that if you are about to read or write a file that the appropriate media be in place before the I/O operation is started. The place for these types of prompts is where I/O operations are not dependent upon responses from the keyboard.

In summary, *DO-FILE* does everything it is documented to do and does provide all the functions necessary to setup and maintain a small memory resident database. Also included is a utility program, which allows the user to enlarge and add fields to an existing database without dumping the file to a hard copy device and then re-entering the data after the file parameters have been redefined. A sample file is included which is used throughout the manual as the basis for the various commands examples. I received an updated version which corrected the errors in the original version. However, I still had a syntax error on Line 182. I corrected that problem by listing Line 182 and re-entering it. I then saved the file and the syntax error went away. I could not find anything wrong with the original line as entered.

I like *DO-FILE*. It has its limitations, but as long as they are understood, I think has its merits. Error checking is performed to such a degree that I could not crash the program during a run while staying within reasonable bounds.

(Solid Software, P.O. Box 712, Levittown, PA 19058, \$29.95 plus \$2 S/H)

# !!! FREE !!!

**Color Micro Journal**  
The Color Computer Monthly Magazine

THIS 'N THAT  
USING THE COLOR COMPUTER  
COCO OS-9 First Impressions  
CHECKS /BAS  
LINKING LOADER  
OS-9 TIPS  
CONVERTING TO OS-9 Basics  
COMPUTER OPERATING SYSTEMS  
MICROBOOKS  
MYDIR  
COPY M/I TAPES  
"Pipe" Filter

TRY ONE ON US  
**FREE**  
SAMPLE ISSUE  
1-800-338 6800  
MON-FRI. 9-5 E.S.T.

**Color Micro Journal™**  
5900 Cassandra Smith Rd.  
Hixson, TN. 37343  
TEL. (615) 842-4600 • TELEX 558 414 PVT BTH

Subscription Rates  
12 Issues a Year

USA- \$12.50 per year.  
Canada & Mexico- \$19.50 per year  
Surface Foreign- \$24.50 per year.  
Airmail Foreign- \$48.50 per year

Learn  
**HOW to USE**  
YOUR Color Computer

™ Color Micro Journal is a trademark of Computer Publishing Inc.

## Super Bug — A Powerful Debugger

*Super Bug* is a powerful machine language monitor for the Color Computer. Monitor programs aid you in debugging and modifying machine language programs. They allow you to examine and modify memory and registers, as well as execute programs step by step. *Super Bug* is not as powerful as the ZBUG monitor built into Radio Shack's EDTASM+, but it is more flexible.

*Super Bug* offers most of the needed features of a machine language monitor. It displays Hex or ASCII codes of data in memory. The display is well formatted for screen or printed output. The program also shows the internal registers of the microprocessor. Both memory and registers can be modified to contain new values. *Super Bug* will work with a 64K system, automatically switching over to 64K mode and copying the BASIC ROMs to RAM.

The program operates from two main menus accessed by the CLEAR and BREAK keys. A third sub-menu enables many of the displays to be printed. Besides displaying and modifying memory, you can search, compare, and duplicate blocks of memory. You can jump to subroutines and set breakpoints to halt execution at specific points. This allows you to step through a program and examine the results of each section.

*Super Bug* contains a mini-disassembler, which breaks Hex codes into blocks that represent machine instructions. The 6809 microprocessor in the Color Computer has instructions from one to four bytes in length. The mini-disassembler separates these codes into correctly spaced blocks to facilitate looking up the mnemonics in a book or programmer's reference card.

The program can load or save machine language programs using cassette tape. However, it does not provide the same functions with disk. You will have to exit to BASIC and use the *LOADM* and *SAVEM* commands. This is a small inconvenience, but it does mean switching back and forth between *Super Bug* and BASIC for the disk user.

The 22-page manual begins with a command summary. A detailed description of each command and option follows. Finally, a tutorial gives you a look at each function while working through some simple examples. The tutorial provides an introduction for using a monitor to debug machine language programs. It explains the use of breakpoints and stepping through programs while watching register values change.

*Super Bug* has a number of useful, well-designed features that make it a pleasure to use. The displays are carefully designed to utilize the CoCo's limited screen. You can select either Hex or ASCII display formats. In the ASCII mode, you can choose to display values larger than 127 as colored graphic blocks (the Color Computer's normal text graphic mode). Printed output gives both Hex and ASCII in 16-byte lines, using the full 80-column output.


The program determines its own location in memory and protects those addresses from being altered. This makes *Super Bug* very resistant to accidental modification. You can purposely alter the program by moving a copy to an unprotected area of memory.

Another friendly aspect of *Super Bug*'s operation is its use of default address values. If you want to repeat similar

NEW

## E.T.T. ELECTRONIC TYPING TEACHER

by  
CHERRYSoft



Learning to type the right way can save you hours of tedious work when entering programs into your CoCo, and this is just what ETT was designed to do. Devote a little time every day practicing with ETT and before you know it you will be typing with confidence. Entering those programs will no longer be the chore it used to be.

ETT's video keyboard lets you practice with all the keys labeled, all the keys blank or only the "home" keys labeled. The visual cues guide you while you learn to type without watching your fingers. ETT shows your accuracy, response time, and words per minute. You will quickly see that you are improving with practice.

With the sentences provided by ETT learning to type can be fun. Over 1000 variations chosen because they include every letter in the alphabet. You can also create your own practice sets. This outstanding program was written by a certified teacher and professional programmer and comes with a ten page student manual-study guide. Requires 16K Extended Basic.

Cassette **\$21.95**

ETT NOW AVAILABLE FOR COMMODORE 64  
CASSETTE \$24.95 DISK \$29.95

NEW

## MASTER CONTROL II

The best doesn't always cost more and MASTER CONTROL II is a good example. What would you be willing to pay for a program that would cut your typing time by more than 50% and eliminate hours of debugging because you misspelled a command word? For example the command STRING\$ (requires nine strokes) with MASTER CONTROL II you only require two strokes, just hit the down arrow key twice and it's done, and no mistakes. That is just one of the 50 pre-programmed commands available to you. If that isn't enough you also have the ability to customize your own key to enter a statement or command correctly, automatically every time. But that's not all, how about automatic line numbering. Just enter the starting number and the increment you want and MASTER CONTROL II will do it for you. You also have direct control of MOTOR, AUDIO and TRACE plus a direct RUN key. Sounds great? Well, thousands of color computer owners have been enjoying these features for years. But now the new MASTER CONTROL II also has the following features:

- \*New plastic overlay that can be removed when you are not using MASTER CONTROL II.
- \*New documentation, to help you get the most from the program.
- \*New repeating keyboard.

Cassette **\$21.95**

Include \$2.50 Shipping and Handling in U.S. - \$5.00 Foreign

MasterCard VISA  
**CoCo  
Warehouse**

Where Shopping By Mail is "USER FRIENDLY"  
500 N. DOBSON - WESTLAND, MI 48185  
Phone (313) 722-7957

**FREE  
CATALOG**  
•  
**DEALER  
INQUIRIES  
INVITED**

operations, the start, end, or execute addresses may remain the same. You simply press ENTER to get the previous value. The fill command is also well suited to repeated patterns. It will replicate a string of bytes throughout a range of memory. This suggests an easy way to enter low resolution graphics patterns.

There are also a few negative aspects to *Super Bug*. The quick, mini-disassembler is much less useful than a full fledged disassembler. You will learn a lot about machine instructions from looking up the instruction codes in a book, but a full disassembly is a must for serious work on large programs. The disassembler built into Radio Shack's *EDTASM+* also allows the labels used in the assembly language program to be displayed as addresses. This symbolic reference is not available to a stand-alone monitor. You must be content with absolute Hex addresses.

The display of registers could be improved by giving the bit for bit display of the condition code register. This would allow you to easily see which condition codes are set by particular instructions.

*Super Bug* is a fine machine language monitor for debugging programs. It has the flexibility to serve a variety of needs. It will work on a minimal system, yet is powerful enough to aid advanced machine language programmers. Combined with an editor/assembler and a disk file editor it would serve the machine language student well.

(Mark Data Products, 24001 Alicia Parkway, No. 207, Mission Viejo, CA 92691, 16K to 64K tape \$29.95, disk \$32.95)

— Stuart Hawkinson

ATTENTION CANADIANS

Kelly Software Distributors Ltd.  
is Canada's **oldest** and **largest** distributor  
of Color Computer software.  
We carry just about **everything** for the  
CoCo.

We are experts and we can answer your  
software and hardware questions.  
Please call or write for your **free** catalogue.

**K**

Kelly Software Distributors Ltd.  
P.O. Box 11932  
Edmonton, Alberta

T5J 3L1  
(403) 421-8003

## The Sourcerer Can Undo Machine Language Magic

One of the ways to sharpen up your BASIC programming skills is to pick apart a BASIC program that was written by someone else. This can either be a program published in *THE RAINBOW* or one that you have purchased. If you are into assembly language programming, however, there is no easy way to do this since you cannot just *LIST* a machine language program.

*The Sourcerer*, an OS-9-based disassembler, is a utility program that will help you to pick apart those machine language programs. It does this, in effect, by translating the machine language object code into assembly language source code. There are three different disassembly modes available with this program and the output can be sent to either the screen, printer or a disk file.

The ZAP mode of operation is the one that you will probably use first. In this mode, you can identify the ASCII strings and/or data tables in the program. This information is later used in the other modes in order to get a clean assembly listing. There are also two submodes available here. The first is the Alpha mode, which will display an ASCII dump of the program. The other one, Numeric mode, displays a hexadecimal dump of the program. By combining the use of these two modes you should be able to identify most, if not all, of the data areas in the program.

The LONG mode of operation will produce output that resembles a regular assembly output listing. It includes a line number (optional), the address, machine code, mnemonic code and the operands. Before the output is displayed you can enter the address ranges of the data areas of the program that you found by using the ZAP mode. Up to 32 different data areas can be defined, and you can also decide if you want to see FCCs, FCBs, or FDBs.

The SYMBOLIC mode of operation is the one that you will use when you are ready to try to modify and/or reassemble the program that you are working on. By directing the output to disk, you can then read it in using OS-9's editor to make changes to it or input it to OS-9's assembler to create a new program or just to get an assembly listing that you can then study.

Several control functions are also available in all of the modes when sending your output to the screen. These include pausing the output, changing the speed of the display, jumping from one address to another and back again, and of course, quitting the disassembly. There are also two versions of the program. One of them is a standard version and the other is designed for use with FHL's *O-PAK* to take advantage of its 51 by 24-character screen display.

*The Sourcerer* is an excellent OS-9 disassembler that provides all of the flexibility you need in order to get the job done. The documentation is clear and describes the various modes of operation. It does, however, assume that you essentially know what you are doing in the first place, so not a lot of detailed information is provided for the beginner. If you are looking to get into the innards of OS-9, *The Sourcerer* would be a good starting point.

(Computerware, 4403 Manchester Ave., Suite 102, Box 668, Encinitas, CA 92024, 64K/OS-9 disk \$39.95)

— Gerry Schechter

## Chambers Is A High Level Action Game

Just when you think Tom Mix Software is ready to rest on its laurels with its many successful adaptations of video games, the company comes up with another that builds upon the firm's reputation as among the more innovative suppliers for the Color Computer.

*Chambers* is the latest program, loosely based upon *Cosmic Chasm*. It features 20 levels of difficulty, with 20 to 35 rooms on each level, 50 different kinds of creatures, and 75 different patterns that the creatures follow.

The graphics are superior, the sound effects are excellent, and the degree of challenge on all levels is tremendous, even for the more seasoned computer game buffs.

As the hero in this fast-paced game—which also resembles *Berserk* but is not anywhere near as predictable—you must battle all kinds of weird and evil characters in each room on that level before blowing up the main reactor room.

There is a map for each level of difficulty in the upper right-hand corner of the screen. As you survive one room and go to the next, your progress is shown on the map.

Be aware, however, that getting out of any of the rooms is a feat because, in addition to the creatures, there are radiation balls at the base in the center of the room that fire at you at irregular intervals. If you get past those, there are human-seeking energy balls that can only be destroyed by positioning yourself so they will run into the base.

Each room includes four or five exits—depending upon the room's position in the maze—but the doors are locked until you eliminate the creatures. You can return to a room that you have survived, but the energy balls are reactivated and the challenge is renewed.

It probably will take you several days and many, many games to get all the way to the first reactor room, so be prepared for a long siege.

When you finally do get to the reactor room, you cannot exit through the doors because there is no key available. (Yes, you also need a key in each room except this one.) Also, in this room the energy balls will not blow up by running into the base. You must explode the reactor base by shooting it 20 times.

You have eight men when the game begins and a scoreboard in the upper left-hand corner of the screen keeps track of your turns. It also includes the current score, as well as the high game in the present series of games.

As for scoring, you get 100 points for killing a creature, 10,000 points for destroying the base in the reactor room., and 50,000 points for passing level 20, which is nearly impossible.

Pressing 'P' will freeze the game, while ENTER will resume action. If you want to change the color mode, just press 'M', and SHIFT CLEAR will alter the game action and go back to the title screen.

When the title screen is displayed, you may select levels one to 10 by using the right joystick. You can earn a new man when you earn 10,000 points.

I found *Chambers* to be a continuous challenge and the graphics fascinating. One set of creatures actually lines up in an 'MIX' formation. You never really know what kind of creatures you will be squaring off against or in what kind of pattern they will be.

The level of difficulty involved and the diversity of graphics and sound effects, and the levels of challenge, assures that *Chambers* will have a long lifespan.

(Tom Mix Software, 2485 Bradford N.E., Grand Rapids, MI 49506, \$24.95 tape, \$27.95 disk)

— Charles Springer

## WANTED!

Young men and women seeking adventure, excitement and thrill-a-minute action. No experience necessary—just you and your Color Computer. See below:

### FOR THE 32K THRILLSEEKER

	TITLE	DISK	CASS.
NEW!	MR. DIG	\$27.95	\$25.95
NEW!	CANDY CO.	29.95	29.95
NEW!	WILLIE'S WAREHOUSE	29.95	29.95
NEW!	ICE HOCKEY	—	21.95
	ZAXXON	29.95	—
	PROTECTOR II	—	29.95
	DESERT PATROL	—	21.95
	ICEMASTER	—	21.95
	FOODWAR	—	22.95
	WACKY FOOD	—	19.95
	CASHMAN	—	24.95
	CHOPPER STRIKE	—	24.95
	TIME BANDIT	—	24.95

### LOTS OF PLAY FOR 16K

	MOONSHUTTLE	—	\$26.95
	FROG TREK	16.95	14.95
	3-D TIC-TAC-TOE	18.95	16.95

Interested applicants send check or m/o to:  
**OELRICH PUBLICATIONS, INC.**

**4040 N. NASHVILLE  
CHICAGO, IL 60634**

Credit card orders call: 800-621-0105  
(In Illinois call: 312-545-9286)

**NO SHIPPING CHARGES!!!**

## Aurora Computing

49 Brookland Ave., Aurora, Ontario Canada L4G 2H6

PRESENTS: **TEACHER'S PET** - A must for every teacher. The features include: 40 students per file, 4 terms with up to 9 tests per term, alphabetical order, letter grades, numeric grades, averaging and weighting, class lists, term and year end reports, search, delete, add, screen and printer output, enter classes and grades any time of year, disk 1/0, and more in fast Machine Language. 32K Disk System.

..... \$34.95

## Take A Fun Trip With *Travelin' Toad*

At last, a game that makes sense! Ever since the game *Frogger* appeared on the scene, I could never understand why a frog falling into the water would drown. Through the years, frogs have acquired the reputation of being competent swimmers. Even the Navy credits their skills by calling their highly trained swimmers "frogmen." Now from Prickly-Pear Software we have the *Travelin' Toad* game, a *Frogger* clone that makes sense.

The object of the game is to guide the toad from his starting position on the shoulder of a very busy highway to his hole along the river bank. First, the highway must be crossed. This is no easy task in itself because multiple lanes of traffic keep zooming by somewhat like an Interstate highway at the start of a holiday weekend. Once safely across the road, the toad must cross the river to its hole. Unfortunately, *toads can't swim*. Fortunately though for the toad, this is a rather busy river. There are logs and sunning turtles floating along the river and with some skillful jumping, the toad can leap from one to the next until he reaches his hole on the opposite side. Of course, if he misses, he drowns. This is where *Frogger* never made sense to me — *frogs can swim*.

There are a few additional hazards to the player of *Travelin' Toad* — it is a hot sunny day and toads can't handle blazing sun very well. So if the toad doesn't get across to its

hole in a rather brief time limit it shrivels up and dies. When crossing the river, the turtles may sometimes decide to submerge, carrying the poor toad to its doom. Later screens add more hazards such as hungry snakes and alligators to imperil our little traveler.

*Travelin' Toad* is a well done game. It runs in 32K and uses the arrow keys to direct the toad. A two-page set of instructions come with the game and these are adequate for any user. As usual when I review a game, I submit it to the critical scrutiny of a panel of experts made up of my three teen-age sons and their friends. They agreed that *Travelin' Toad* was well done, fun-to-play and gave it their "seal of approval."

(Prickly-Pear Software 8532 E. 24th Street, Tucson, AZ 85710 Tape \$24.95, Disk \$29.95)

— James G. Kriz



COLOR CABLES

**\* NEW LOW PRICES \***

RS-232 4-Pin DIN Printer Cables 10 ft	\$12.75
3 ft Disk cables	
1-drive \$23.75	2-drives \$29.75
3-drives \$34.80	4-drives \$39.00
Disk or Game Cartridge Ext., 3 ft	\$23.75
Gold Plated Disk I/F solder plug	\$9.00

**Custom Cables upon request**

Extra length of any cables at \$1.00/ft  
Add \$1.75 for shipping and handling  
Kansas residents add 3% tax

**C & C Engineering**      **P.O. Box 8320**  
**Wichita, Ks 67208**      **Ph. (316) 685-4561**

# A QUICK COURSE IN ECONOMICS.

**25%**  
**OFF RETAIL**

Games by:  
Computerware  
Colorquest  
Spectral  
Tom Mix  
Prickly Pear  
Michtron

**20%**  
**OFF RETAIL**

All utilities  
All programming aids  
All business programs  
**SOFTWARE LIBRARIES**  
VIP library \$210.00  
VIP business library \$139.95  
Elite library \$150.00

## Class Dismissed.

Price and availability subject to change without notice.  
Prices effective through September 15, 1984.

Please note new address and phone number.

**ARIZONA DISCOUNT SOFTWARE**  
310 EAST DUNLAP #103 • PHOENIX, ARIZONA 85020



**To Order:**

We accept Master Charge and Visa. Money Orders and personal checks welcome. No delay. Continental U.S. orders please include \$2.00 postage and handling except VIP software orders which are \$2.00 per piece. All international orders add 10% shipping and handling fee. Arizona residents add 6% sales tax.

24 Hour Order Line  
(Orders Only)

**800-221-9280 Ext. 988**  
Inquiries, Arizona Orders  
**(602) 943-2602**

Phone answered personally  
9:00 A.M. To 1:00 P.M. MST

## System Secrets — A Guide To PEEKs And POKEs

In past issues of RAINBOW and the other CoCo oriented magazines, several readers have asked for information on all these "mysterious" PEEKs and POKEs that "everyone" seems to be using these days. The question seems to be, "Where do I find this information and how do I use it once I've found it?" Well, if you are a faithful subscriber to RAINBOW and save all your back issues, you already have 99 percent of the information you seek. Of course, unless you have taken the advice of someone such as Mr. Joseph Kolar, in his "Taking BASIC Training" column, and made notes on important information, you may have a slight problem finding anything when you really need it.

Into this realm of confusion rides a booklet entitled *System Secrets*, by Raymond Coit (mounted on a white charger, of course!). This booklet is, in Mr. Coit's own words, "A comprehensive guide to PEEKs, POKEs and EXECs for the Extended BASIC and Color BASIC Color Computers." The booklet contains 20 mimeographed 8½ by 11 pages and covers topics such as; text and graphics on the text screen, sounds, keyboard and joystick input, program protection and manipulation and much more.

Although much of its contents has been already printed in one form or another, having it together in one neat bundle makes finding what you need much easier. For experienced CoCo users, this is a good reference guide. For the inexperienced users, this is like letting a little kid loose in a candy shop. There are many interesting items such as the PEEKs for the start and end addresses of both BASIC and ML programs, how to PCLEAR0, the POKE for creating multi-colored patterns in PMODE 4, the high speed poke and others. Unfortunately, there is also a great deal of CoCo "trivia." Items like a PEEK that returns the last octave used in a PLAY command; an EXEC that does a CLS0; an EXEC that prints a single space and others that seem to serve no real purpose. The other point I should mention is that most of the information contained in this booklet is only as good as the programmer who uses it. In other words, don't expect miracles; knowing what a PEEK or POKE does and using the result in a meaningful manner are two different things. Don't take this as a negative note, I just don't want the more inexperienced user to be disappointed. If you have any doubts then perhaps you should examine the "memory map" printed in earlier issues of RAINBOW. While *System Secrets* is much easier to comprehend, both sources contain a great deal of the same information.

Finally, if you believe you have enough programming experience to use this information or, on the other hand, want to experiment and learn by doing, then *System Secrets* should provide you with sufficient data to provide quite a challenge.

(RC Creations, 17251 Palatine N., Seattle, WA 98133, \$5.95 plus \$1.50 S/H)

— Ken Boyle

# What Does Dugger's Growing Systems Grow?

**We grow C Compilers** (\$120 value)  
generate fast, efficient code  
longs, floats, most operators  
FLEX\* \$75.00  
**new** OS-9\* \$59.95  
COCO DOS \$49.95

**We grow Relocatable Macro Assemblers**  
(\$150 value)  
Assembler, linker, library builder  
symbols up to 32 characters  
"fortran-like" common  
FLEX\* \$75.00  
**new** OS-9\* \$75.00  
COCO DOS \$49.95

**We grow Orchids**  
Odontoglossums  
write for catalog and price list

**We grow HI RES OS-9 "Windows"**  
52 x 24 hi-res display  
**new** cursor control  
multi-window displaying  
OS-9\* \$34.95

**We grow Orchids**  
intergeneric hybrids  
write for catalog and price list

**We grow OS-9 Experts**  
Over 6 years experience with OS-9  
Used in development of major project  
Experts in both levels 1 and 2

**Quality**  
quality at an affordable price  
all products tested and proven

**Solid Authorship Royalties**  
royalties up to 20% of selling price  
Only quality products accepted

**ORDER NOW! YOU OWE IT TO YOURSELF**

All orders add \$3.00 for shipping  
VISA and MC welcomed  
Foreign orders add 15%  
California orders add 6%

For more information write  or call:  
**DUGGER'S GROWING SYSTEMS**

Post Office Box 305  
Solana Beach, Calif. 92075  
**(619) 755-4373**

Technical information 6 am to 8 am PDT only  
Dealer inquiries welcome

\*Flex—trademark of TSC, OS-9 trademark of Microware

## Blast Those Aliens With *Intercept 4*

I was pleasantly surprised when I opened the envelope containing the 32K arcade-type game, *Intercept 4* from MichTron. Not only did they have their own custom-designed diskette jacket, they also had a very classy documentation booklet made of a thick, almost like cardboard, gray patterned paper, which makes reading the black type a joy. The documentation gives a brief description of the scenario, how to play the three different "sections" of the game, completion of a planetary system, entering high scores, loading instructions, and finally, a more detailed explanation of the scenario.

The purpose of *Intercept 4* is to protect colonized planets on the edge of your sector from hostile alien attacks. On the planet are eight colonies, each with the name of a Greek letter, and each having 125 members. Your job is to keep these little guys alive so "the Federation may gain a foothold in this section of the galaxy."

When the game is played, there are three main sections: above the planet, on the planet, and in the mother ship. When above the planet, try to stop the aliens from landing. You do this by shooting the fighters before they land. At this time, you have to use both joysticks; one to aim your weapons, and the other to determine the distance from your ship

at which the shot will effect. This makes it much harder to hit the aliens, since you have to think in three dimensions.

If the alien fighters get past you above the planet, you will have to go down to the individual colonies in your Intercept shuttle to further protect the colonists. When there, the left joystick moves your shuttle above the colony and the right joystick aims your shuttle's weapons. Now the aliens will begin killing your colonists, so you must act quickly or you will be defending a dead planet.

The instructions say that when the mother ship appears you will have to destroy fighters protecting it. I refer to the instructions because I have never gotten to fight the mother ship. After you destroy all of the guardian fighters, you will have to travel through a tunnel to the reactor core. (Didn't I see this in a movie?) There will be nine ventilation ports in the core which open one at a time in a particular order. Your job will be to shoot each one in the order in which it opens.

When you hit all of the ports in the correct order, you must leave the mother ship. Then you will fly back into space and see if the mother ship self-destructs or destroys the planet.

When the entire system is completed, you get a bonus of the population left alive, up to 100 times the number of planets in the system.

At various times during play you have to make sure you don't expend all your energy. There is a scale at the bottom of the screen to show how much you have left at all times. When above the planet, shots (from huge weaponry) expend quite a bit of energy, which returns rather slowly, so you must be extremely careful. On the planet's surface, the shuttle uses a smaller amount of energy, but it has no power source, making the energy loss permanent (until you return to your orbiting battleship). In reference to energy, the reactor core in the mother ship acts the same as on the planet's surface. Energy is important because, not only is it needed to run the ships, it is also used in absorbing shots fired at you by the fighters while orbiting the planet.

I think this is a very good game, but it is not as exciting as many games. There are delays in the game, such as waiting for your battleship to pick you up from the planet, but they are minor ones (i.e., less than 30 seconds).

The graphics are well done, using *PMODE4* and making use of artifact colors. With the disk version you have the ability to save the top eight scores.

(MichTron, 6655 Highland Road, Pontiac, MI 48054,  
\$27.95 cassette, \$29.95 disk)

— James C. Sewell

### Educational Programs☆☆ for the TRS-80 Color Computer

All TRS-80 programs require Extended Basic  
Available for both tape and disk.

Used successfully in classrooms across the country on a daily basis, B-5 programs make learning fun! Each program can be geared to the individual needs of each student.

Instructive programs on:

- ☆☆ MATH FUNCTIONS
  - ☆☆ LANGUAGE ARTS
  - ☆☆ LEARNING TO COUNT MONEY
  - ☆☆ LEARNING TO TELL TIME
- and more!

Priced from  
\$9.95 to \$26.95

- ☆☆ Graphics
- ☆☆ Sound/Color
- ☆☆ Individualized Lessons
- ☆☆ Positive Feedback



Write today for a free catalog,  
or ask for a dealer demonstration.



**B-5 Software Co.**  
1024 Bainbridge Place  
Columbus, Ohio 43228  
Phone (614) 276-2752

Teachers: Have you written the "ultimate" program? We'd like to take a look . . .

DISK-O-TIER great for daily use! \$ 7.00 + \$3.00 S/H  
DATA DEFENDER (smoke or red) \$21.00 + \$3.00 S/H  
PRINTER STAND 20ga. steel, felt pads, wht. pebbled finish, w. paper slot: good TV/CRT stand, too.  
PS#920 5½"x21¼"x13" \$39.00 + \$5.00 S/H  
PS#910 5½"x15" x13" \$34.00 + \$5.00 S/H  
w. purchase of one of above-BUY:  
NASHUA disks, 5¼", ss-dd \$ 1.69 each  
or \*limit 20 tapes/disks\*  
BASF-LHD, C-12, "YORK-10" tapes \$ .50 each  
and w. any purchase-BUY:  
2-SIDE-IT, disk doubler kit \$ 5.00 each

Check or M.O.-U.S. Funds-OHIO residents add 6% tax.  
Bulk discounts and outside U.S. S/H-send S.A.S.E..

EVANS ENTERPRISES  
(513) 859-3529

609 APPLEHILL DR.  
W. CARROLLTON, OH 45449





## A Gremlin-Proof Storage Box

Once upon a time, in a far away place known as Prospect, Kentucky, there was a bewildered RAINBOW word processing manager who could not understand what was happening to the information recorded on her mini diskettes. Little did she know that every night when the lights were out and everyone had gone home, gremlins were invading her diskette storage box. They caused all kinds of problems. For example, at times, the entire diskette was damaged, thus causing the loss of all of her work. Sometimes diskettes were just filed in inappropriate places.

One lucky day, Disk-Haven Products submitted a Locking Diskette Storage System for review and, lo and behold, her troubles were over. This locking storage box, which holds 70 5/4-inch diskettes, contains dividers for separating the diskettes into specific categories, and *it locks!* Since the box is made of heavy-duty plastic (and locks), the gremlins are unable to get into it and, thus cannot damage any more diskettes.

The Locking Diskette Storage System is lightweight and has handles, so it can be easily moved to any area for easy access. And, at a cost of only \$18.99, it's considerably less expensive than some other models.

Well, everyone knows that gremlins cannot unlock a locked box, and they certainly cannot run off with the whole thing (can they?), so it seems that my problems are over! Now if I could just figure out who keeps leaving the water on and the refrigerator door open!

(Disk-Haven Products, P.O. Box 443, Cockeysville, MD 21030, \$18.99)

— Lynda Wilson

## Submitting Material To the Rainbow

Contributions to THE RAINBOW are welcome from everyone. We like to run a variety of programs which will be useful/helpful/fun for other CoCo owners.

Program submissions must be on tape or disk and it is best to make several saves, at least one of them in ASCII format. We're sorry, but we do not have time to key in programs. All programs should be supported by some editorial commentary, explaining how the program works. We're much more interested in how your submission works and runs than how you developed it. Programs should be learning experiences.

We do pay for submissions, based on a number of criteria. Those wishing remuneration should *so state* when making submissions.

For the benefit of those who wish more detailed information on making submissions, please send a SASE to: Submissions Editor, THE RAINBOW, P.O. Box 385, Prospect, KY 40059. We will send you some more comprehensive guidelines.

Please do not submit programs or articles currently submitted to another publication.

## Church Time Is Fun Time

*Church Time* is a fast-paced 32K text Adventure with a humorous twist. The story line requires you to find your Bible and escape from a locked house. You must do this in less than 16 minutes or you will be late for church and lose the game. Play is fast paced and simple enough for beginners. The humorous touches brighten the game in the absence of graphics.

The title screen asks if instructions are required and on command will present a review of the rules and a small hint. As usual in this type of program you must discover the capabilities and limits by experimentation. The 16-minute time limit keeps games from dragging on and lets other players have a chance. Because of this, there is no need to save a game in progress so this feature is not missed.

Documentation consists of a single sheet inside a title sheet. For a program of this sort it is adequate without being fancy. The program is written in BASIC and supplied on a high quality cassette with no attempt at copy protection.

(QCS, P.O. Box 1899, Duncan, OK 73533, tape \$10.99)

— Charles Bream

## Aurora Computing

49 Brookland Ave., Aurora, Ontario Canada L4G 2H6

### FAMILY GAMES

The popular **STOCKBROKER** and **CRIBBAGE 32K**

..... \$14.95 each.

**ADVENTURE GAMES:** Sea Quest and Shenanigans from MARK DATA ..... only \$24.95(C); \$27.95(D) each

From BRANTEX, **PIRATE TREASURE 16K** ..... \$13.95

**SCAVENGER HUNT 16K** ..... \$18.95

### EDUCATIONAL GAMES

**COLORMIND, CONCEN** - improve your memory and logical thinking - 16K ..... \$10.95 each

Also from BRANTEX

**EDU-COMBO** (Math Derby, Peek 'N' Spell Metric Converter) 16K ..... only \$29.95

**BUSINESS: HOUSEHOLD EXPENSE MANAGER 16K** \$19.95

**LOAN ANALYSIS 16K** ..... \$20.95

NEW from MARK DATA

The amazing **TIME FIGHTER 16K** ..... \$24.95(C)  
32K ..... \$27.95(D)

Also the ever popular **GLAXXONS 16K** ..... \$24.95(C)  
32K ..... \$27.95(D)

**UTILITIES: ROMDISK:** Run your rom pack games from a disk! 64K ..... \$15.95

**MR. COPY** - make up to 99 copies of one program at once! 16K ..... \$15.95

## A Few Mods Make Cassette Label Great

When I first purchased my CoCo I had no trouble organizing my five or 10 cassettes. Unfortunately (or fortunately, depending on how you look at it), my library now numbers close to 100 cassettes and keeping things neatly labeled is a definite chore. Enter *Cassette Label* by Metric Industries, or so I thought.

The *Cassette Label* program arrives on cassette, naturally, and requires a minimum of 16K and Extended Color BASIC. The package contains one sheet of very well written instructions and 24 blank, pin feed labels to get you started. The program itself is written in Extended BASIC and preceded by Sugar Software's *Auto Run* loader. This, as many of you already know, requires you to *CLOADM* whereupon the program is loaded and automatically *RUN*.

The program will print five lines on each label consisting of two lines above the center hole in the label, two very short lines (words) on either side of the hole and one line at the bottom. Depending on the capabilities of your printer, you can choose combinations of standard, expanded and condensed characters as well as select the required Baud rate. The number of characters per line is, of course, directly dependent on the print type selected and the program will automatically center any text you enter. The program

prompts you for all this information in a very user-friendly manner.

Now comes the somewhat bad news. The program is designed to handle control characters for three specific types of printers along with a general, catch-all option for others. The three specified are Radio Shack DMP-100, the Gemini 10X and the Gorilla Banana. As you can see, this does not exactly cover the world of printers, but then, that is what the general option is used for. I have a Radio Shack DMP-120 and when I tried to use the general option I had no success whatsoever. Even though I have expanded and condensed capabilities, I could not get them to work with this program. The problem lies in the fact that the program requests a single *CHR\$( )* control character for beginning and ending expanded and condensed characters. The author has failed to take into consideration that many popular printers require an ESC character, normally a *CHR\$(27)*, to precede certain control characters. Although I can still print standard characters, most of the program's options are worthless for my printer.

Well, I said to myself, the program, after all, is written in BASIC and I should be able to make a few simple changes to rectify the problem. Unfortunately, I hadn't counted on Metric Industries' attempt to protect their program. I say attempt because, although it was relatively easy to make a backup copy, it was exceedingly difficult to modify the program. The first thing the program does is to disable the *LIST* command via a special poke, hence the auto-loader. Well, no problem there, simply *SKIPF* the auto-loader and *CLOAD* the program manually. Now comes the interesting problem! Metric Industries has managed to cram more characters per line than is normally supported by the BASIC *LIST* and *EDIT* commands. Well, I don't give up easily and armed with my trusty *Colorkit* from Prickly Pear Software, I examined memory directly to determine what certain lines really contained. Following are the corrections necessary to make this program work with printers requiring an escape character. I must caution you, however, that these corrections apply to Version 1.0 of *Cassette Label* and, should you have a different version, I cannot guarantee they will work.

The first modification I would suggest is to remove the *LIST* disable poke from Line 3. To do this replace Line 3 with the following two lines:

```
3 CLEAR 700: DIM A$(40): DIM B$(40): DIM C$(10): DIM
D$(10): DIM E$(10): DIM F$(10): DIM G$(160): DIM P$(
5): DIM R$(5): DIM Y$(5): DIM H$(10): DIM I$(10): DIM
J$(10): DIM X$(5): DIM A$$ (150): Q=0: KK=00: CC=128
+ 16*(4-1)+ 15: DD=128 + 16*(1-1)+ 15: ZZ=3: CLS ZZ
5 PRINT @128, "*****"
```

The next change actually sets the control codes. If your printer doesn't require an ESC character to precede every control code, simply remove the unnecessary *CHR\$(27)* from the following line: *HH\$* = begin expanded, *II\$* = end expanded, *JJ\$* = begin condensed, *KK\$* = end condensed.

```
59 CLS: HH$=CHR$(27)+CHR$(H): II$=CHR$(27)+
CHR$(I): JJ$=CHR$(27)+CHR$(J): KK$=CHR$(27)
+CHR$(K): LL$=CHR$(0)
```

Now comes the modification of the printing routine. I rewrote this routine to use less code and therefore you must first delete several lines before adding the new code: *DEL 5040-6500* and *DEL 2030-2060*.

<b>ENHANCED 1248-EP EPROM PROGRAMMER</b>	
Directly compatible with EPROMs 2508, 2716, 2532, 2732, 68732-O-1, 68764 & 64766. No personality modules required. Adapter extends capability for 2564. Menu driven, the 1248-EP is suitable for both experienced and novice operators.	
Functions include: 1) ERASURE VERIFICATION; 2) COMPARE EPROM TO REFERENCE; 3) BLOCK PROGRAMMING; 4) BYTE PROGRAMMING; 5) DUMP EPROM TO RAM; 6) JUMP; 7) RETURN TO EPROM MENU.	
Other features: 1) Error detection & location; 2) Intelligent algorithm reduces programming time; 3) Textool ZIF socket; 4) On-board programming supply; 5) Extra PIA port supports parallel communications with handshake; 6) Firmware in on-board EPROM.	
Comes with complete documentation.	
Price is \$129.95	
<b>A/D-80C ANALOG TO DIGITAL CONVERTER</b> <ul style="list-style-type: none"> <li>• 16 A/D channels.</li> <li>• 8 or 10 bit resolution.</li> <li>• 9K conversions/second.</li> <li>• Auto-ranging or sample/hold.</li> <li>• Large wirewrap area for custom signal conditioning &amp; growth.</li> <li>• On-board PIA provides user control of stimulus.</li> <li>• On-board EPROM location for user software.</li> <li>• Documentation includes: data sheets on key parts, BASIC and machine language programming examples, and signal conditioning circuit diagrams.</li> </ul> <p style="text-align: center;">Price is \$149.95</p>	<b>2-PORT EXPANSION INTERFACE</b> <ul style="list-style-type: none"> <li>• Buffered expansion interface.</li> <li>• Splits *FF40-*FF5F area in half.</li> <li>• Disc port uses *FF40-*FF4F.</li> <li>• Second port uses *FF50-*FF5F.</li> <li>• Enables simultaneous use of disc &amp; other devices, e.g., the 1248-EP or the A/D-80C.</li> </ul> <p style="text-align: center;">Price is \$89.95</p>
<b>ORDERING INFORMATION</b>	
U.S. residents add \$3.00, Canadians add \$10.00 for shipping/handling. Arizona residents add 5% sales tax. Make checks/money orders payable to	
<b>COMPUTER ACCESSORIES OF ARIZONA</b>	
5801 E. VOLTAIRE DRIVE SCOTTSDALE, ARIZONA 85254 (602) 996-7569	

```

5040 A1$=LL$:A2$=LLS:C1$=LL$:G1$=LL$:G2$=LLS
:TDF=31:KK=0
5050 IFY$="1"THEN6000
5060 A1$=HH$:A2$=I1$
5070 IFY$="2"THEN6000
5080 IFY$="3"THENG1$=HH$:G2$=I1$:GOTO6000
5090 TDF=51:C1$=J1$:G2$=KK$:KK=1
6000 CLS:PRINT@233,"—PRINTING—"
6010 PRINT#-2,A1$;TAB(3+A);A$;A2$
6020 PRINT#-2,TAB(2+B);B$:PRINT#-2:PRINT#-2
6030 PRINT#-2,C1$;TAB(3+C);C$;TAB(TDF+D);D$
6040 PRINT#-2,C1$;TAB(3+E);E$;TAB(TDF+F);F$
:PRINT#-2:PRINT#-2
6050 PRINT#-2,G1$;TAB(3+G+KK);G$;G2$:PRINT#
-2:PRINT#-2
6060 GOTO14000
20030 GOTO6000

```

With these changes you can select the OTHER option for your printer type and enter the correct control codes and everything should work satisfactorily. However, if you wish, you may customize the program to automatically use your specific control codes by entering the following line where: H = begin expanded, I = end expanded, J = begin condensed and K = end condensed. The line is currently set up for my Radio Shack DMP-120.

```
7000 H=14:I=15:J=20:K=19:RETURN
```

*Cassette Label* is basically a well-written program that does the job of printing cassette labels with style. Its major limitation can be overcome with the changes I have provided and its relatively small price tag makes it a worthwhile utility for the cassette user.

(Metric Industries, P.O. Box 42396, Cincinnati, OH 45242, cassette \$6.95)

— Ken Boyle

#### Editor's Note:

Metric Industries informs us that *Cassette Label* is now at version 1.1 and the above mentioned mods are not necessary. The OTHER option now permits ESC characters to be entered along with one or two CHR\$ control characters for each special printer function. This version of *Cassette Label* now supports virtually all printers.

## Car Manager For When You're On The Road Again

*Car Manager*, a personal record keeper for summarizing your automobile operation and maintenance expenses, has a very limited use for the average auto owner. The information needed to input to the program is everything in that little dog-eared notebook in the glove compartment. To use the program, you must have all the information from your little book or other bits and scraps of paper.

The BASIC program is neatly done in its use of color and sound for the different screen displays and the program will run equally well from tape or disk. The author has used menu screens that simply require a single keystroke to select the various functions, a nice feature.

Despite the pleasant displays, the program has serious function deficiencies, even considering the low cost. I can see me now, after faithfully entering my gas cost, gallons and mileage for months, entering an incorrect value. All is lost; there is no editing of any entry. I feel the section for recording parts and repairs should include a date and a description of the expenditure. Currently, you can only enter a specific dollar amount.

The program offers a display of the summary on either the screen or the printer; however, when I selected the printer option, the "PRINTER NOT ON" message started flashing on my screen. (But it really was.)

If you assume the printer bug is corrected on future releases, the user must determine if this program will satisfy his needs for keeping records of the auto expenses any better than the little notebook in the glove compartment.

**Editor's Note:** 80 Custom Software advises us that the printer detection routine in *Car Manager* has been corrected to detect all makes of printers.

(80 Custom Software, 5720 Brooke Lane, Sylvania, OH 43560, cassette \$12.95, disk \$15.95, 16K Extended)

— Ed Sehlhorst

### OS9 - QUIZZER

Have your own private tutor with QUIZZER. Ask Multiple Choice, True/False, Fill-in and K-type questions. QUIZZER includes several features such as "almost" correct answers, speech option, select by keywords, and much more... Only \$29.95, check or money order.

Write or call for a complete description of QUIZZER and our other CoCo/OS9 products today!


*Interactive Micro Systems*

P.O. Box 21007, Columbus, Ohio 43221  
614-846-0902



### FLORIDA SEARCH NO LONGER!

The Software Connection of Fort Lauderdale is your one stop source for your Color Computer Software, Peripherals, Books, Magazines & Repairs



### THE SOFTWARE CONNECTION, INC.

4301 N. State Rd. 7  
Lauderdale Lakes, FL 33319  
(305) 484-7547

## Full-Screen Text Editing With *EDITTRON*

*EDITTRON* is a machine language program that enables you to perform full-screen text editing of your BASIC programs. This is the first line of the manual supplied with the program. I would like to emphasize the words "text editing," because my definition of a full-screen editor is slightly different. *EDITTRON* is based upon cursor-controlled and screen-editing functions. *EDITTRON*'s cursor control allows you to move the cursor freely within the text of the screen and manipulate whichever portion of the BASIC program that is viewed on the screen, meaning the program can be scrolled through from beginning to end in various ways — one line at a time or one screen full of the program at a time. The cursor can also be controlled to jump to the beginning of the program, jump to the end of the program, jump to the beginning of a line, or jump to the end of a line.

My definition of a full-screen editor is being able to position the cursor over any part of the screen and directly over-type on the screen. This would also include the line number, which *EDITTRON* does not allow in the cursor-controlled functions, but does allow for manipulation of the line number in the screen-editing functions.

*EDITTRON*'s cursor-controlled functions are very easy to understand and a quick reading of the manual is all that is needed. Make sure your joysticks are unplugged, as *EDIT-*

*TRON* will do strange things with the cursor if they are not. This is a slight omission in the manual, but anyone using any type of machine language utility should know this already!

Other cursor-controlled functions include searching the line for a character; searching the program for a line number; searching the program for a string of up to eight alphanumeric characters, which also includes the use of wild card characters; and repeating the find of a search for the next occurrence in the program.

Screen-editing functions include some commands Extended BASIC users will be familiar with. The program requires Extended BASIC to run, as it uses routines already built into the Extended BASIC ROM to perform some of its functions. Screen editing functions can be aborted by the use of the BREAK key. They include changing characters, inserting characters, deleting characters, extending a line, killing a line, and moving a line. These functions require only one key to initiate them and ENTER to complete them. The rest of the functions require the use of a control key prior to the particular function key. They include splitting a line into two consecutively numbered program lines, copying a line to another program line number, merging two program lines into one, and initiating auto-line numbering for entering more program lines.

*EDITTRON* also includes the option of a key-beep; which can be turned on or off. The program is hard to crash and can be restarted by simply re-executing it. The manual is well written and easy to understand, with instructions given on how to load *EDITTRON* into any size Color Computer. The disk version I received had many copies of the program on it to ensure a good copy could be loaded. I am not sure if they will continue this or if it was just for their review copy, but it is a good idea anyway.

*EDITTRON* is mainly for editing an existing program, as it will not work unless a program (any length) is already in memory. The manual does show, however, how to start a new program under control of *EDITTRON*. This program can be loaded before or after the BASIC program is in memory, but will not work at its normal load address if graphics are being used. An offset load must be used as explained in the manual.

Since *EDITTRON* uses direct jumps into the ROMs, I am not sure if it will work with all versions of the ROMs (I have BASIC 1.1 and Extended BASIC 1.0). A disassembled listing of the program would have been nice, but any good disassembler should accomplish this. Vidtron seems to be a sincere company and I am impressed with their product, although, I personally feel it is slightly overpriced, considering the current market situation for the Color Computer.

(Vidtron, 4418 E. Chapman Ave., Suite 284, Orange, CA 92669, cassette \$30 U.S., disk \$35 U.S.)

— Eldon Doucet

### FLY at MACH 2!

#### F-16 Instrument Flight Simulator

DON'T CHUG AROUND AT 90 KNOTS WITH OTHER SIMULATORS. F-16 FLYS MACH 2.6, IS FULLY AEROBATIC, VERY REALISTIC. ....\$21.95



#### DESCENDERS

100% ML FOR RADIO SHACK® LPVII, DMP100, TDP-1, AND GORILLA® BANANA. ....\$17.95

#### TSPPOOL

100% ML SOFTWARE SPOOLER FOR TELEWRITER-64® ONLY. ....\$24.95

#### TELEWRITER-64

THE BEST CoCo WORD PROCESSOR AVAILABLE TODAY!  
TAPE.....\$49.95 DISK.....\$59.95

We now handle all CoCoData Ent. programs:

GRAPHICS PROGRAM GENERATOR II .....\$16.95

ELECTRICITY CONSUMPTION MONITOR .....\$10.95

HOUSEHOLD BUDGET WORKSHEET .....\$ 6.95

LLIST-RITE .....\$ 5.95

CALL (813) 321-2840 FOR MORE INFORMATION.

KRT Software, Inc.

P. O. Box 41395

St. Petersburg, Florida 33743



### Hint... A Quick Cure For RFI

If you're having a problem with RFI from your CoCo getting into the TV set you're using as a display, try forming a coil about one inch in diameter with 10 turns or so of the TV output cable at one end. Tape the coil to hold it together, then plug the coil end of the cable into the computer and the other end into the TV/computer switch.

Ed Eilers

## You 'Write the Songs' With *Music Stringer*

*Music Stringer*, by Creative Technical Consultants, is a recently released utility for the purpose of creating musical strings with the Extended BASIC *PLAY* statement. The program is for 16K, Extended Color BASIC and comes only on tape but will work with a disk system. The program turns the computer keyboard into a piano keyboard. Tunes and melodies can be created from the keyboard and saved into a *PLAY* statement that you can see on the monitor screen. When you have the music the way you want it, you save the string to tape. Then you can append the *PLAY* statement to any BASIC program. Full and complete instructions are included.

The program is written in BASIC and thus can easily be modified. It also has no copy-protection added. Another nice feature is that the instructions for using the program are included in the program. Instructions for inserting the music strings into BASIC programs are found in the six half-pages of documentation.

*Music Stringer* gives you complete control of the *PLAY* command in BASIC, including note length, octave, tempo, volume, pauses, and exits to other substrings. The capacity of the program is 10 completed strings. You can recall any of the 10 stored strings at any time.

Once you *LOAD* and *RUN* the program, you are prompted for the tempo (suggest T2 or T3) and the starting octave

(suggest O3). All of this can be changed at any time. The tempo you select will control how short or how long the notes will sound while you are hunting and pecking for the right notes. There are five different octaves that can be chosen with O1 as the lowest and O5 as the highest. Now you are ready to compose (or decompose!). Start playing notes and when you've found the right one, hit *ENTER* and the note will be stored in the string. The capacity of any one string is 255 characters.

To change tempo, note length, volume, or pause, press 'I' and you will be given instructions for adding a substring. This is very easy to do, but quite cumbersome. Being a musician myself, using rests (pauses) is just as important as using notes (sounds). I think that a key could have been designated for pauses so that you would not have to go to a substring for this common use. By pressing 'P', you can hear what your creation sounds like, for everything in the string up to that point will be played.

But what about mistakes? No need to worry. Use the 'E' command and now you are into Extended BASIC's editor and use the editor commands for inserting, deleting, skipping, etc.; whatever you need.

This program was designed as a utility, but I feel children would have a lot of fun with this one. The program has a lot of applications and I am sure that many computer users will find value in this program. The price is very reasonable!

Get *Music Stringer* and you can be like Barry Manilow and sing, "I Write the Songs."

(Creative Technical Consultants, P.O. Box 652, Cedar Crest, NM 87008, 16K ECB, tape \$12.95 plus \$2 S/H)

— J.D. Ray

## Metric Industries

### For the color computer and TDP100

#### Model 101 Interface \$54.95

- Serial to Parallel Interface
- Works with any Centronics Compatible Printer including Radio Shack, TDP, Gemini, Epson, Gorilla and many others
- Six switch selectable baud rates (300 to 9600)
- 90 day warranty
- Power Supply included



#### Model 102 RS-232-C Switcher

- Switches all three data lines
- Indicator lights let you know computer is on
- 3 position switch has silver plated contacts for high reliability
- Color coded lights indicate switch position
- Color coded labels for your printer, modem etc., supplied




\$35.95



#### Cassette Label Program \$6.95

- Prints five lines of information on pin-feed cassette labels
- Menu driven — easy to use



- Uses special features of your printer for standard, expanded and condensed characters
- 24 free labels included with program
- Auto centering features for each line of text
- 16K ECB required

#### General Items

- Gemini 10X Printer **\$319.00**
- Special Save — Printer & Interface **\$360.00**
- C-10 Cassettes **\$7.50/dozen**
- Hard plastic boxes **\$2.50/dozen**
- Pin-feed Cassette labels **\$3.00 per 100**
- Free shipping on all orders over \$50.00
- Add \$3.00 for shipping on orders under \$50.00
- Ohio residents add 5.5% sales tax
- Phone order line for VISA and MASTERCARD, orders accepted 24 hrs. a day, call **513-677-0796** or send check or money order to:

**Metric Industries  
Department R  
P.O. Box 42396  
Cincinnati, OH 45242**

**Dealer Inquiries Invited**

## Children Enjoy Learning With *Ernie's Magic Shapes*

It's every preschooler's old buddy Ernie and he's back this time as a magician in *Ernie's Magic Shapes*. Watch Ernie's magic wand transform shapes and colors into "shape pictures" that appear and disappear above his head. Then his wand makes a shape appear on his table. Now tell Ernie if the shape on the table is the same shape, size and color as one of the shapes above his head.

Children's Computer Workshop (an activity of Children's Television Workshop) has developed three educational series of games targeted for three age groups ( three through six, seven through 10, and older than 10 ) combining fun with education. *Ernie's Magic Shapes* is targeted for ages three through six and is the first program in any series that we have used in our family. It is part of the "BASIC Pre-School Skills Series." In the two weeks I have watched my children use this program, I can see where *Ernie's Magic Shapes* will improve a child's recognition of shapes, size, color, similarities and differences, embedded figures, and whole structures from the various groupings of shapes and colors presented. All this while the children are having fun and enjoying every minute! *Ernie's Magic Shapes* is CLOAded and runs from a BASIC preloader or driver. Machine language programs are loaded from the BASIC program. While these programs are loading, in what seems

like a very long time for 16K programs, the waiting is broken up by the magical and very delightful appearance of Ernie, getting ready for his magic show no doubt. Following this screen a brief four-line poem appears which really summarizes the whole game:

*Abracadabra! Ernie's here!  
Poof! His magic shapes appear,  
Match the shapes—and colors, too,  
And choose the game that's right for you!*

Finally, Ernie and the poem disappear and a menu appears. The menu gives you seven options, an instruction mode and six game levels to choose from. The documentation urges you and the children to begin from the top starting with one, as each level is more difficult than the last. When you master each level, or tire of playing that level, you may return to the menu at any time by pressing CLEAR. The child is free to explore, play, and advance at his own pace.

The instruction mode, option number one, is very well done and gives you the actual Hi-Res screen used in the game. As shapes appear above Ernie's head and on the table a few words of instructions appear telling you what to do. This continues with different combinations of shapes and colors until you choose to leave the instruction mode.

Game levels one and two work with recognition of single shapes and combination of shapes using just one color for all the shapes. In game levels three and four multiple shapes combine in the same colors, or multiple shapes of various colors combine to form the "shape pictures." Levels five and six use complex arrangements of smaller, different colored shapes to create whole figures commonly recognized by kids, such as boats, wagons, airplanes, and trucks.

Essentially there are only two keys that the children use, the up-arrow and the down-arrow. They are appropriately used to put the shape on the table up above Ernie's head if it matches and to send the shape away if you don't think it matches. The only other keys used in the game are the CLEAR key (to return to the menu) and the numbers one through seven (to choose your game level options). Ernie watches for the children's input and you can see him look up at the figure and look to the side at the shape on the table. If you're right he nods his head. If you're wrong he shakes his head no. After you've matched all the shapes in the figure Ernie's magic rabbit pops onto the screen and hops onto his wand in rhythm to the music. Ernie then waves the pictures away and brings in another set. That's the program.

Children's Computer Workshop maintains Radio Shack's traditional easy to read and easy to understand documentation. The little 5" x 8" booklet that comes with the program is a nice size for kids to handle and could almost be considered an "Easy Reader" book. Perhaps some people would think the documentation is too simple and wastes a lot of time with the very basics, but I would think it would be better to be basic and complete than to be skimpy. As well as being very supportive and thorough, the documentation also has additional notes highlighted in red to help parents guide the kids and provide additional information. At the very end of the book there are activities such as cutting, pasting, drawing, and coloring.

I personally have not seen the other Children's Computer Workshop programs, but *Ernie's Magic Shapes* seems to be well worth the investment.

(Radio Shack Stores nationwide, 16K ECB, tape \$19.95)

— Kenneth D. Peters

\*\*\*\*\* HARVARD DESIGN PRESENTS:\*\*\*\*\*

The Disk File Duplicator: This disk utility will make copying files from one disk to any number of other disks a snap. 16K..... \$17.95 disk

The Disk Utility: This package contains three utilities - Disk Repair, Disk+ (text movement), and Disk Inventory. 16K..... \$24.95 disk

The Directory Alphabetizer: Alphabetize disks which have hard-to-follow directories. 16K..... \$15.95 disk

Lettering Services: This banner generator allows stretching of letters, printing both across and down the paper. Any printer. 32K.....\$17.95 cass / \$20.95 disk

Shandria and Pemicadia: This adventure is for one who appreciates real challenges, not useless frustration. First in a trilogy. 32K.....\$14.95 cass / \$17.95 disk

The Waxen Furnace: A multi-scene, high-res graphics adventure based on underground prison escapes. Available July 30, 1984. 32K..... \$24.95 disk

We accept personal checks and money orders. Foreign orders must be in US funds. Dealer and author inquiries invited. Catalog for \$1.50, deductible from next purchase. Send orders to HARVARD DESIGN, P.O. Box 40, Harvard, MA, 01451

\*\*\*\*\*

## Subtraction Drill Without A Thrill

"Drill" is defined in the dictionary as "a specific task or exercise designed to develop a skill or familiarity with a procedure." This is what *Subtraction Drill*, from CY-BURNET-ICS is about. This reviewer has seen many of these programs, some fantastic, some ordinary, some very dull.

*Subtraction Drill* provides the user with a varied selection of subtraction problems. Correct and incorrect answers are annotated with a short musical tone. Upon completing 10 correct problems, a rather uninteresting graphics display and "worn out" musical melody (one of four) is presented.

The documentation provided is well presented and very informative. The tape format provided has a speed-up *POKE* on one side and a "no speed-up *POKE*" on the other side of the tape. The program loaded from both sides of the tape without difficulty, and has an *Auto Run* feature with graphics display while loading.

The introduction to the documentation explains that the program "may be used with children in kindergarten through fifth grade." I feel that, though the drill is standard, the graphics and musical routines can cause the user (a child) to become bored. This, when added to the slow screen changing routine after an answer is entered, is quite tedious. My fourth grade daughter asked me if the "action" could be speeded up after an answer was entered, as the delay was causing her to lose interest.

The graphics in this program could certainly be improved. The program was written for 32K Extended BASIC, so why the numbers that are used are so crudely "drawn," and why the graphics "reward" screen is done in non-Extended BASIC graphics is hard to explain. And the musical melodies are really uninspiring. While this program may be appropriate for beginners in math, it may prove to be a hardship for older children to accept in terms of a comfortable math training program.

In conclusion, the content is adequate to teach subtraction, however the format is lacking. While this program may be appropriate in a classroom environment (I suggest perhaps a plastic coated card with the "control keys" be included), it may not be an appropriate investment for home use.


(CY-BURNET-ICS, 5705 Chesswood Dr., Knoxville, TN 37912, \$24.95 tape, \$29.95 disk)

— Stephan A. Brown

**CANADIAN PAYROLL**

OPTIONS 1-4, 6A  
& B & UTILITY 1  
(C) 1983 BY YGS

*RAINBOW*; EXCEPTIONAL... EXCELLENT... SOFTWARE... EASY  
TO USE EVEN FOR NEWCOMERS TO COMPUTERS...  
.....A DEFINITE ABET TO ANY COMPANY!!

 **OPTION 4**

*C.C.M.S.G.*; .IS FOR YOU.....NO CHANCE OF UNKNOWNLY  
LOSING DATA.....IS A SPECIALIZED PRODUCT...  
.....MANUAL WELL ORGANIZED EASY TO FOLLOW!!

**FEATURES**  
\*ALL PROVINCES & TERRITORIES\*AUTO. S.I.N VALIDATION  
\*FORMATTED SCREENS\*FULL FORMAT TRAPPING\*ANY PRINTER  
\*ANY PAY PERIOD\*BATCHED CHECKS \*DETAILED PAY STUBS  
\*TOTAL COST/DUTY ALLOCATIONS\*YEARLY USER UP-DATABLE  
\*ALL MEDIA TRANSFER\*BACK-UP\*PASSWORD PROTECTED

**REQUIRES:** 32K ECB COLOUR COMPUTER/TDP100/SINGLE DISK  
CONDENSED PRINTER MODE.....ONLY \$149.95 CDN  
(ONTARIO RESIDENTS ADD 7% P.S.T.)

**CALCULATES**  
\*FIX OR MULTIPLE PAY RATES\*P.P.\*HEALTH\*U.I.\*COMMISSION  
\*GROSSES PAY ANY PERIOD\*ACCUMULATED HOURS \*EXPENSES

**YGS** IS ALL BUSINESS PO BOX 208  
VISA 1-705-484-5691 BRECHIN, ONTARIO  
6PM-9PM EST ONLY PLEASE LOK 180

# Parents! Want to stimulate your child's learning? Let T.C.E. show you how!

**FRIEND OR FOE MATH™**  $27 \div 9 =$

*READY FOR THE CHALLENGE?*

As a radar operator, your job is to decide which planes are friend or foe. The code (math problem) is your only clue. All you have to do is match the number on the plane with the answer to the math problem.  
Color Computer 16K Ext. Basic  
Atari 400/800 16K

**Tape \$19.95**



**SPELL BOMBER™**

*A NEW TWIST ON HANGMAN!*

As captain of your ship you must destroy the enemy bombers by spelling the mystery word. Remember, the bombers are getting closer on every try.  
Atari 400/800 16K  
VIC 20 8K Expander req.  
Color Computer 16K Ext. Basic

**\$18.95 Tape**

**PROGRAMS HAVE BEEN CHILD, PARENT, AND EDUCATOR TESTED!**

**SEND  
FOR FREE  
CATALOG**

Additional Educational Software available  
for Color Computer, TDP 100, Atari®,  
Apple®, Commodore 64®, and VIC 20®.



**Dealer  
inquiries  
invited**

**P.O. Box 2477 Gaithersburg, Maryland 20879 (301) 963-3848**

# Go Forth With *SuperForth*

By Laurence D. Preble

What's faster than a speeding FOR-NEXT loop? More powerful than an interpreter? Able to leap complex algorithms with a speedy bound? It's the *SuperForth* compiler! Some of you may have read my previous RAINBOW review of two versions of FORTH for the TRS-80 Color Computer. I have excerpted and rewritten some of the introductory material here for those who know little about the FORTH language.

*SuperForth* is yet another language for the TRS-80 Color Computer. Some of you may just be beginning to explore the capabilities of Extended Color BASIC. Nonetheless, you may already have discovered some situations where BASIC is less than adequate.

Extended Color BASIC is a powerful programming language. It is easy to learn and comes with the computer. But, it is slow. Most of the really great commercial software is written in Assembler code. Any interpreter is slow because of the way it works — each program statement is interpreted and executed each time it is encountered. A single command may cause dozens of machine codes (the native language of the computer) to execute.

Assembler is fast, compact and very powerful. However, it is hard to learn and use. Even those who know and love Assembler, will tell you that it takes many times longer to write a complex Assembly Language program than to write a comparable program in BASIC. Assembler is fast because each command translates directly into a single machine code. There is a one-to-one correspondence. Working with the native language of the computer means that very efficient use of the machine is possible, hence the speed and small memory requirements.

The difficulty is that every type of computer has a totally different native language. Also, Assembly Language is even more basic than BASIC. If you want to print the word "HELLO" in BASIC, you can simply tell the computer *PRINT "HELLO"* and it does it. An equivalent in Assembly Language might go something like this:

```
LEAX HISTR,PCRR
LBSR PDATA
JMP CONTROL
HISTR FCC 'HELLO
FCB $D,$A,$4
```

Despite the complexity and effort required, Assembly Language is by far the best way to go when it is necessary to squeeze every bit of performance out of a microprocessor.

Enter the happy medium: the compiler. A compiler shares the high level ease of programming like BASIC and much of the execution speed of Assembly Language. A compiler translates a programming command only once. Native machine code is generated and stored for future use. Hence a compiler has much of the ease of programming of any high level language, but also much of the execution speed of Assembly Language.

It is possible to make a compiler for any language. There are BASIC, FORTRAN, ALGOL, PASCAL and many other lan-

guages implemented as compilers. FORTH is a relatively new entry. It was designed by an astronomer, Charles H. Moore, in 1969. In 1973, commercial distribution and support was begun by FORTH, Inc. FIG (FORTH Interest Group) formed in 1978 to promote the use and development of the new language.

FORTH (and therefore *SuperForth*) is best described as a combination of interpreter and compiler. Commands can be translated and executed in one step. Commands can also be stored and recalled in their compiled form without further interpretation. That is why FORTH is fast when compared to BASIC.

Newcomers to FORTH will find the language syntax a bit odd. FORTH was designed to take maximum advantage of a computer's internal registers and stack(s). Because of this, it uses a method of data entry known as Reverse Polish Notation, RPN for short. Some hand calculators, like those made by Hewlett Packard, also use RPN. Our most familiar notation allows us to add numbers like this:  $2 + 3 + 7 = 12$ . In BASIC we would say: *PRINT 2 + 3 + 7* (enter) the computer does the addition with the resultant answer: 12. Reverse Polish Notation requires data entry like this:  $2\ 3\ 7\ +\ +$  (enter). FORTH's rough equivalent of BASIC's *PRINT* is the . or period. So in FORTH we would say:  $2\ 3\ 7\ +\ +\ .$  (enter) and the answer is calculated: 12.

RPN is a little odd at first glance; but that is just because we are not used to it. Practice makes RPN second nature.

The basic unit of action in FORTH is a WORD. There are no line numbers to demarcate computer instructions. Instead, programming consists of defining words to be used by FORTH. Once a word is defined, it is yours forever (or at least until you tell FORTH to FORGET it).

Let's define a word that will multiply any number by two and then print the result: *:TIMESTWO 2 \* . ;* The colon signifies the beginning of a definition. *TIMESTWO* is the word we are defining. *2 \** does the actual multiplication. The . does the printout. The semicolon signifies the end of the definition.

Now we enter: *7 TIMESTWO* (enter) and we get: 14.

Once a FORTH WORD is defined, it can be used in the definitions of more FORTH WORDS. Programming begins with simple definitions and evolves into the more complex. A highly complex program could be embodied in a single FORTH WORD. To invoke a program, its FORTH WORD is simply typed in on the terminal, and execution begins.

If you only want to invoke a subroutine, you could just type the name of the word which embodies the subroutine. For example, the *SuperForth* package includes a *Breakout* type game. The game requires some coordination and is fun to play. As a novice to the game, I tend to run out of balls before finishing the task of demolishing the computer generated wall. To get around this problem, I wrote the following one liner:

```
:BMORE BREAKOUT 10 0 DO MAIN LOOP ;
```

*BMORE* becomes my new command. *BMORE* first invokes *Breakout*. *Breakout* is then followed by a *DO LOOP* (just like a *FOR . . . NEXT* loop in BASIC). The *DO LOOP* repeatedly executes the *Breakout* subroutine called *MAIN*. This has the effect of giving me 10 more balls.

FORTH, by nature, is a language that is never completely defined or finished. That is because new WORDS can continually be defined; once defined, they become part of the language. At present, there are several hundred FORTH



WORDS that are considered standard. Nonetheless, FORTH novices are usually surprised by the seeming lack of some of their favorite functions. No problem, if a function is missing, it can nearly always be constructed from the existing FORTH vocabulary. If super high execution speed is required, *SuperForth* even has a provision for patching in Machine Language code. Unfortunately, this version of FORTH requires that machine code be loaded in as a separate entity. Some versions of FORTH allow new FORTH WORDs to be defined from Assembly Code or Machine Code, better integration into the system is the result.

I should mention here that INTEGER arithmetic only, is considered standard with *SuperForth* as with all versions of FORTH. Surprised? Remember, if you really need floating point functions, there are available methods for making them. Anyway, floating point operations are inherently much slower than integer operations. Also, *SuperForth* does have built in provisions for double precision integers. Most experienced FORTH programmers find that they can do without floating point.

Disk usage by most implementations of FORTH is a little different from Disk Extended BASIC. Most FORTH implementations divide their data blocks into Screens instead of the more familiar file structure. A Screen is simply all the data that will fit on your television screen at one time. Each Screen of data or FORTH definitions is given a number and stored sequentially on disk. Each Screen may contain numerous FORTH WORDs. When a Screen is *LOADed*, all the vocabulary contained on the Screen becomes part of the system's current vocabulary.

*SuperForth* does not follow this tradition of Screen file structure, which is fine with me. The Screen format method is incompatible with Radio Shack disk format. That makes it kind of tough to edit your data unless you write your editor in FORTH.

*SuperForth*, on the other hand, is totally compatible with Radio Shack disk format. That means you can use *Telewriter-64* or any disk oriented editor you please. You could even use Computerware's BASIC compiler for part of your program and interface the compiled output to *SuperForth*.

### Installation

*SuperForth* is supplied on disk or tape. The installation of *SuperForth* is quite straightforward. First, make a backup copy of the supplied disk using BASIC's standard *BACKUP* command. This is not strictly required, but definitely a good idea with any new software. Put away the supplied disk in a nice safe place in case something terrible should ever happen to your new copy. Put your new disk into drive zero and type in: *LOADM "SuperForth"* and press the ENTER key. When your computer says "OK," type *EXEC* and press the ENTER key.

Extra *SuperForth* vocabulary can be loaded from tape or disk as desired.

### Documentation

The package supplied will not teach you the FORTH language if you are a novice. The implementation of FORTH itself is excellent and has some unique features; however, the documentation supplied assumes you either already know FORTH or are willing to purchase one of the introductory books available. I would suggest contacting the FORTH Interest Group and receiving their magazine: *FORTH Dimensions*. The documentation supplied for *SuperForth* describes

mainly the differences and enhancements of *SuperForth* by comparison to the standard FIG-FORTH.

### Enhancements

*SuperForth* is supplied with considerable enhancements over the accepted standard FORTH. Enhancements consist of extra vocabulary. WORDs uniquely useful to the control of the Color Computer's graphics capabilities are included. FORTH WORDs for the composition of computer music and arcade sounds are another enhancement. Also, since *SuperForth* follows the Radio Shack file structure format, vocabulary is included to manipulate both disk and cassette files. The following words are unique to *SuperForth* and do not appear in the Fig-FORTH standard:

#IN	CCLOSE	COLOR	DEVNUM	LINE	PAGE	RND
*Q	CLEAR	CONS	FILES	LOAD	PCLS	SQRT
*S	CLOAD	COPEN	ICLS	OPEN	PTC	VARBL
BASIC	CLOSE	CREAD	JOY	PAGE	READ	VERIFY
BIP	CLS	CWRITE	KEY*	PIXEL	RESET	

### Speed Demon

Earlier, we mentioned speed. We know a compiler is supposed to be fast, so how fast is it? It is so fast that *SuperForth* *DO* *LOOPS* can be used to generate arcade-type sounds. For example, enter the following definition:

```
SPORT : NOISE 5000 0 DO RND BIP LOOP ;
```

This sends a random number to the sound port each time the loop executes. The result is a white noise generator. Delays can be added to create explosions, gun shots and jet plane-type effects. If you try something similar with a BASIC statement, all you will get is a slow buzzing sound. BASIC just is not fast enough to do the job.

### Why Go FORTH?

Some of you may feel that it is not worth the effort to learn a totally new computer language. After all, considerable effort is required to learn FORTH. However, if speed is your main requirement, or if laboratory systems control is your aim, or if code compactness is required, then FORTH is an excellent alternative to BASIC or Assembly Language.


(Spectrum Projects, P.O. Box 9866, San Jose, CA 95157-0866, or P.O. Box 21272, Wood Haven, NY 11421, disk \$39.95 plus \$3 S/H)

**THE CALORIE COUNTER  
WEIGHT ANALYZER**

FIND YOUR IDEAL WEIGHT USING YOUR  
HEIGHT, WEIGHT, FRAME, SEX, AND  
LIFESTYLE \* MONITOR CALORIES \*  
412 FOODS \* GAINING OR LOSING \*  
EASY TO USE \* PLAN SAFE DIETS \*  
MORE INFO, 1/2 THE COST \*  
NOT A GIMMICK \* PRINTOUTS \*  
AND MORE !!

32K ext. bas. col. com. cass. \$29.95!!

**DRACO SOFTWARE 22 LASSELL ST. PORT. ME. 04102**



## Address Some Labels With *Address One*

Do you maintain a member list or send out bills on a regular basis? How about a Christmas card list or invitations for the annual apple pie contest? Whatever your mailing needs, *Address One* will help you in this chore by addressing your labels on standard one-up, 3½" long by 1½" wide blank labels.

The version I received for review was disk-based, and can run in any 16K Extended BASIC CoCo.

The main menu of *Address One* offers the following options: Open New File, Add a Record, Complete Label Set, Selected Label Set, Edit a Record, Exit to BASIC, and Help and Info.

Upon loading and running the program, the first thing to do is choose item 1. This will open a data file on your disk with the name *ADDRFILE/DAT*, which will be used to store your information. You may then enter your records with item 2.

When you want to add a record, the screen will reveal a blank form, clearly showing where each field should be entered. Separate categories are provided for first and last names, address, city, state and ZIP. An extra field called "Code" is provided for the grouping of records together. For instance, a Coding system can be used for each state; then if you want to print labels for those records that fall into the

Maryland category, simply choose the selected label set. It is a good idea to use the Code field if you plan to print selected labels any time in the future. There is also a field for comments which may or may not be printed as you wish.

The Edit function will allow you to correct or modify any information contained in any of your records. There are also provisions to search for any particular string of data and view your records on the screen without printing them.

*Address One* stores all information on disk and allows for a maximum of 600 records per file. If you have a need for more records, you may use another disk. The program allows the definition of only one disk file. It would have been nice to be able to define another disk file (although this is easily modifiable seeing that the program is in BASIC). The select option will let you print only those labels that you want.

A few features that would have been useful in this type of program would have been to provide a field for the name of a business. As it stands, there is no way to print an address that includes the name of a business unless you put them on the same line. A delete record function could have saved some time also. The way you must do it is to blank out each field that you have entered or substitute those field contents with new information. A sort function would also have been handy. Also, a provision for two across, or at least a function to define other kinds of stock labels would have been convenient.

All in all, keeping in mind that *Address One* is not a database, but a means to address your mailing labels, I feel that it is a good program and a great buy at the price.

(West Bay Company, Route 1, Box 666, Whitestone, VA 22578, \$20 tape/disk)

— Steven Schechter

**• RADIO SHACK™ COLOR COMPUTER  
ADVANCED MATH PROGRAMS  
for  
ENGINEERS • PHYSICISTS • STUDENTS**

**FUNCTION GRAPHING MODULE 16K EXT-\$19.95**

- \* HIGH RESOLUTION GRAPHS
- \* GRAPH ANY FUNCTION — 4 AT ONCE
- \* PARAMETERS EASY TO CHANGE
- \* AUTO-SCALING OPTIMIZES GRAPH SIZE
- \* COMPUTE FUNCTION VALUES & ZEROS
- \* INTERSECTION OF FUNCTIONS
- \* COMPLETE MANUAL — PROGRAM ON TAPE

**CALCULUS MATH MODULE 32K EXT-\$37.95**

- \* INCLUDES THE GRAPHING MODULE ABOVE
- \* LOAD UP 9 FUNCTIONS AT ONCE
- \* FIND AND COMPUTE MAXIMA & MINIMA
- \* NUMERIC INTEGRATION & DIFFERENTIATION
- \* COMPOSITE AREAS
- \* HANDLES PIECEWISE CONTINUOUS FUNCTIONS
- \* HARD COPIES OF DATA AND/OR GRAPH
- \* COMPLETE MANUAL — ON TAPE OR DISK



**CALCSOFT**  
P.O. BOX 401  
ST. ANN, MO 63074



**SEND CHECK OR MONEY ORDER  
Add \$2.00 for shipping**

Hint . . .

## Cold *POKE*

Here is a reader tip that you may be able to use, as I have not seen it published yet. For a cold start, type *POKE 113,0:EXEC 40999*. This can be implemented into a program or simply to clear the RAM without having to turn the machine off.

Warren M. Salisbury  
Lockport, NY

**\*\*\*SPECIAL OFFER\*\*\***

ORGANIZE YOUR DISK FILES WITH  
**MASTERFILE**

\*CATALOGS\*SORTS\*LOCATES\*LISTS\*  
\*UPDATES\*PRINTS\*EXECUTES\*

STORES OVER 7500 FILENAMES PER  
DISK. MANY ADVANCED FEATURES.

**\$19.95**      SOFGE ENTERPRISES  
CK/MO 32K      PO BOX 309  
HILLIARD, FL 32046



## Updated *Dynacalc*: Breakthrough With Bonuses

Good computer programs get better with age. *Dynacalc*, which was first reviewed in THE RAINBOW, in August 1983 has now been adapted to operate under Radio Shack Disk BASIC. Formerly, the premier spreadsheet for the CoCo was available only for FLEX, but now it is within the reach of anyone with a 64K CoCo and a disk drive. While this is a breakthrough in high-level software for CoCo users, Computer Systems Center not only lowered the price, but also added several new features.

*Dynacalc* is a second generation *VisiCalc*-like spreadsheet program. In addition to a remarkably similar command set, several advanced features have been added, such as sorting, a keystroke memory and graphics. If you are at all familiar with *VisiCalc*, a minimal amount of time will be spent learning the new system. For those of you just learning, typing a simple "?" at any prompt will fill your screen with an outstanding help screen explaining the alternatives at your command. A 57-page users manual is well-written and can be used for command references as well as some helpful operating tips.

### Plenty of Reference Material

Have you ever looked at the bookshelves in your local computer store? Literally dozens of books have been written

on the uses of *VisiCalc*. These programs, sometimes called templates or shells due to fact that they overlay information on a blank worksheet, will all work with *Dynacalc*. No more having to re-invent the wheel.

### System requirements

As previously mentioned, *Dynacalc* will work with any Disk Extended Color BASIC 64K CoCo. The built-in ROM software is totally disabled so it will work equally well on any combination of ROM versions. The disk supplied cannot be copied using the *BACKUP* command, but the authors have included a unique way of permitting working copies to be made while still protecting their product. Every master is given a serial number. By running a program called *CREATE* you can make as many bootable copies as you desire, but you can't duplicate the master. *CREATE* customizes the program allowing the use of various disk drives (including 6 ms. drives) and printer configurations. Any ASCII printer will work for normal spreadsheets, but dot-addressable graphics are necessary to print high-resolution screens. Standard printers such as Radio Shack, Epson, Gemini, Okidata, NEC and C. Itoh are on the menu of printer choices. Computer Systems Center will help with other printers.

### What is a Spreadsheet?

For newcomers, a brief explanation of spreadsheet basics is in order. *Dynacalc* is nothing more than a blank 256 x 256-cell accounting worksheet, each row identified with a letter, each column identified with a number. The top-left cell of the sheet would have the notation "A1." Any cell can contain a number, a string or a formula. I guess a good

### THE SOFT SHOP

"For all your personal computer needs"

64K Ram Chip Set		\$ 55.95
Super Pro Keyboard Kit		65.95
Prowriter Printer (8510A)		365.95
Drive #0		359.95

### -- ARCADE ACTION --

	TAPE	DISK
Zaxxon (Datasoft) (32K)	29.95	32.95
Pooyan (Datasoft) (32K)	27.95	30.95
CU*BER (Tom Mix) (32K)	26.95	29.95
Color Outhouse (Computer Shack) (32K)	26.95	29.95
Calixto Island (Mark Data) (32K)	23.95	26.95

\* SUMMER SPECIAL \* FREE SHIPPING ON ANY GAME \*

\*\* For the serious Coco user \*\*

	TAPE	DISK
Basic09 (Req. OS-9) (64K)	--	89.95
Dynastar/Dynaform (Req. OS-9) (64K)	--	95.99
VIP Writer (Softlaw Corp.) (32K)	**	55.95
VIP Terminal (Softlaw Corp.) (16K)	**	45.95
VIP CALC (Softlaw Corp.) (32K)	**	55.95

\*\*Tape Version Included \*\*

Call or write for a catalog

Call our BBS on-line from 10 p.m. to 7 a.m. EDT!  
Phone (803) 288-0613

Terms: Money Orders and Personal checks welcome (Please allow an additional 2 weeks for personal checks).

Shipping: \$3.00 for Software, 3% for Hardware.

C.O.D.: Please add \$3.00, Blue label add \$3.00 - S.C. residents add 4% sales tax.

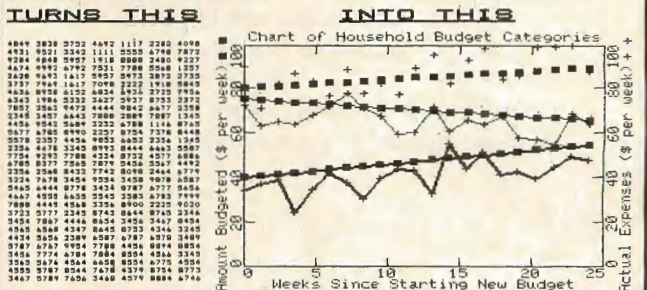
Handling: Handling Charges will be added to orders outside the continental U.S.

VISA and MASTERCARD ACCEPTED.

### THE SOFT SHOP

P.O. Box 878 Mauldin, S.C. 29662  
10 a.m. (803) 297-1067 8 p.m.

# GRAF PLOT



GRAF PLOT turns dull rows and columns of numbers into dazzling high resolution graphs in minutes. Perfect for business, personal, educational, scientific and engineering applications.

- \* NO RISK! MONEY-BACK GUARANTEE!
- \* FREE R/S SCREENPRINT PROGRAM!
- \* FULLY AUTOMATIC OPERATION!

"A great package gets even better ... totally impressed ... equally useful in the home and office ... meticulous, hand-holding documentation ... very easy to use" RAINBOW, 6/84 & 7/83  
"A high quality product ... slick presentations" Hot CoCo, 8/84

- \* Universal Screenprint Loader for non-Radio Shack printers.
- \* Full ASCII upper and lower case in 4 on-screen labels.
- \* 9 graphing symbols with unlimited overlay of data.
- \* Full function data editing: add, change, delete and sort.
- \* Graphs and data output to screen, printer, tape or disk.
- \* Calculates user-defined functions, moving averages (binomial smoothing), cumulative totals and integrals (areas).
- \* Saves completed graphs for instant reloading.
- \* Works with all CoCo models - requires Extended BASIC.
- \* Disk Only: display or print directory, kill or rename files.

16K TAPE - \$35.00, 32K TAPE - \$40.00, 32K DISK - \$45.00 (US)  
ASK YOUR DEALER FOR GRAF PLOT OR ORDER DIRECT FROM:  
HAWKES RESEARCH SERVICES, 1442 SIXTH ST., BERKELEY, CA, 94710  
YOUR PERSONAL CHECK IS WELCOME! SHIPMENT WITHIN 48 HOURS!  
\$3.00 SHIPPING ON ALL ORDERS. CA. RESIDENTS ADD SALES TAX.

example would be a yearly budget. Each column would correspond to a month. Each row would correspond to an income, or expense, category. Strings would be located in Row A and Column 1 to identify the cell values. Formulas would be used at the end of each row and column for the summation of these values. After setting up the worksheet, all that it takes is the positioning of the cursor and the right values to instantly tell if ends meet. I use *Dynacalc* in my business to estimate jobs. Both material and labor rates are extended just by inputting a quantity. *Dynacalc* allows 33K of worksheet memory, or room for about 2750 numeric cells.

### Use Your Joysticks

One nice added feature of the new version is the availability of joystick or Mouse positioning of the cursor. After giving your CoCo the magic command *RUN"DYNA CALC"*, a white background 51 x 24 screen appears with the introductory logo and serial number. A simple touch of the fire button on your joystick gives you an alternative to the normal arrow keys used to place yourself in any cell of the 256 x 256 matrix.

I also noticed the improved screen response over the FLEX version. I was told that the previously sluggish screen updating was a function of FLEX I/O. The present quick rewrite of the screen is a welcome relief. A cursor has also been added so that visual indication of the "cell in use" is available.

### Keysaver

*Dynacalc's* Keysaver feature permits multiple execution

of typed commands. Suggested uses include setting column formats, deleting rows or columns and blanking ranges of cells.

### Graphics

One totally new feature provides the ability to graph data in the form of a line, bar or pie chart. Several nice features are added to make the graphs attractive and functional. One important, and user friendly, function is the Caption mode. Text may be added to your charts for truly professional presentations for business, etc. Scaling and Averaging are implemented. Charts may be saved to a disk file for future reference, or printed if you so desire.

### Comments

A full summary of the commands and functions was included in the review of the previous version. Logical functions have been added such as AND, OR, NOT, etc. A Locate Label command has been added in addition to those already discussed. Error trapping is implemented. Obviously, *Dynacalc* is my choice for a CoCo spreadsheet. Scott Schaeferle, and Joe Turner of Computer Systems Center, are to be congratulated for a job well done.

I wonder what's going to be in the next version? Maybe a version for CoCo OS-9. We'll see!

(Computer Systems Center, 13461 Olive Blvd., Chesterfield, MO 63017, \$99.95 disk only)

— Dan Downard

## FIVE NEW EDUCATIONAL PROGRAMS!

### FROM

#### CREATIVE TECHNICAL CONSULTANTS AN ESTABLISHED LEADER IN

- EDUCATIONAL PROGRAMS AND GAMES
- PROGRAMMING AND CLASSROOM UTILITIES
- CABLES AND JOYSTICK HARDWARE

**SUPER SPELLER.** Students learn by playing spelling games with their own lists of spelling words and definitions, synonyms or antonyms. Grades 1-9.

**MATH FLASH CARDS.** A computer version of the time-proven flashcard technique for learning sums, differences, products and quotients. Grades 1-6.

**MATH WORD PROBLEMS.** Generate and solve unique word problems from your own list of subjects and objects. Menu offers choice of weights and measures, D=RxT, money or time. Grades 3-12.

**METRIC MIND.** A drill program in metric/English conversion with five skill levels. Grades 3-12.

**ROMAN NUMERALS.** A drill program in Roman/Arabic numeral conversion with five skill levels. Grades 3-12.

#### OTHER BEST-SELLERS FROM CREATIVE TECHNICAL CONSULTANTS

ALPHABET SOUP  
CUSTOM FLASHCARDS  
MUSICAL STRINGS

COLOR MATH QUIZ  
FRACTION MATH QUIZ  
DECIMAL MATH QUIZ

ALL OF THE ABOVE PROGRAMS ARE AVAILABLE ON TAPE FOR THE COLOR COMPUTER WITH 16 K EXTENDED BASIC. THE PRICE IS \$15.95 EACH OR \$41.95 FOR ANY THREE, PLUS \$2.00 PER ORDER FOR SHIPPING AND HANDLING (U.S. FUNDS ONLY). SEND FOR FREE CATALOG WITH COMPLETE PRODUCT DESCRIPTIONS.



**creative  
technical  
consultants**

P.O. Box 652 Cedar Crest, NM 87006



## No Disk? No Printer?

- YOU CAN STILL HAVE A CUSTOM-BUILT FILING SYSTEM!

DISK & PRINTER ARE OPTIONAL IN THE SUPER-FRIENDLY DO-FILE SYSTEM: NEEDS ONLY TAPE, 32K & EXT. BASIC. ALL WORK DONE IN MEMORY. NO PROGRAMMING REQUIRED TO BUILD HOUSEHOLD INVENTORY, WINE LIST, ANY LIST. YOU DESIGN YOUR OWN RECORDS. AND - YOU DON'T HAVE TO GET IT RIGHT THE FIRST TIME. EXPAND ANY FIELD, ADD NEW FIELDS - WITHOUT LOSING ANY EXISTING DATA. CREATE, REMOVE AND CHANGE RECORDS - SEARCH, SORT, LIST AND TOTAL THEM - LOAD AND SAVE FILES USING CASSETTE OR DISK (OR BOTH). DISPLAY YOUR RECORDS ON THE SCREEN AND/OR PRINTER IN ORIGINAL OR SORTED SEQUENCE (OR BOTH). SELECT AND SORT (ASCENDING OR DESCENDING) RECORDS ON UP TO 3 FIELDS. YOUR FILES CAN BE AS BIG AS 16,500 CHARACTERS. DO-FILE HAS EASY, ONE-KEY COMMANDS AND A HELP MENU, TOO. IT IS EVEN DESIGNED TO PROTECT YOU FROM MAKING MISTAKES! DO-FILE IS EDUCATIONAL - YOU LEARN FILE MANAGEMENT USING A 35-PAGE TUTORIAL GUIDE & SAMPLE DATA FILE!

CALL FREE! 1-800-334-0854, EXT. 856, TO ORDER. OR, SEND \$29.95 (CHECK OR MONEY ORDER) PLUS \$2.00 FOR POSTAGE/HANDLING (PA RESIDENTS ADD \$1.92 TAX), TO:

# SOLID



S O F T W A R E



P.O. BOX 712 LEVITTOWN, PA ZIPCODE 19058

## Presidents Wins In A Close Race!

In a year that includes a presidential election, it seems appropriate that a program called *Presidents of the United States* would appear on the scene. The tape includes a 16K version on one side and a 32K version on the other. There are different loading instructions for Extended BASIC and non-Extended BASIC, and these are explained in the very complete and well-written documentation.

The program offers three modes. In one, the user can pick a president of the United States and study certain pertinent facts about him. Facts appear on the screen and allow the "player" to study at his leisure. I found the facts to be written in a brief manner like someone taking rapid copious notes in an American history lecture hall. It brought back memories of when I wished I had taken better notes to study. The other two modes are "game" formats. The first is a rather interesting game in which up to five clues are given, one at a time. The player must guess what president the clues describe. The faster the player identifies the correct president, the higher the score earned.

The other game mode is multiple choice. The name of the president in question is given and three facts are presented.

The player must choose the fact that correctly corresponds to that president. The players' (up to eight) scores are kept and a scoreboard appears at the end of the game. I found the multiple choice game to be considerably easier than the other, but both were very enjoyable.

Actually, when I received this program from RAINBOW, I was less than enthusiastic. History was never one of my strong points. Being a professional, I knew I had to be as objective as possible, but I thought that would be difficult. I was wrong. I really enjoyed this program and found it to be much more interesting than I had anticipated. It is also rather easy to keep the program current and/or to modify it. Full instructions are given in the documentation. There was, however, one thing I found particularly confusing. The author has chosen to use the BREAK key to advance the program rather than the ENTER key. Each time I typed an answer, I would automatically press ENTER. That would void my answer and I would have to retype my answer and press BREAK. However, this was explained quite clearly in the documentation. All in all, I think the positives of the program outweigh the negatives. I'll cast my vote in favor of this president. Now who will I vote for in November?

(Sugar Software, 2153 Leah Lane, Reynoldsburg, OH 43068, 16K/32K tape \$24.95, 32K disk \$29.95)

— Stephanie Snyder

**AVAILABLE NOW**

# DRAGON USER

To make the most of your new Dragon microcomputer from Dragon-Tano, you need *Dragon User* — the international, independent magazine for Dragon owners.

Each issue of *Dragon User* contains:

- reviews of the latest software
- programming advice for beginners
- hardware projects

- program listings covering games and utilities
- reviews of Dragon peripherals and add-ons
- technical advisory service
- programming articles for users

The Dragon microcomputer was launched in the UK last year. Since then we have developed a knowledge and mastery of the machine's abilities. You can benefit from our experience by subscribing to *Dragon User*, which is expanding its coverage to include all US developments.

To make sure that you receive a copy of *Dragon User* regularly, subscribe direct to us. This costs only \$29.95 for 12 issues airspeeded to you — or take advantage of our special offer to long-term subscribers. Individual copies of the magazine can be obtained from your Dragon dealer.

**Subscription order form.** Receive a free book and save money by taking out a long-term subscription — a two-year subscription saves 10%, a three-year subscription saves 20%. In addition, long-term subscribers will receive a free copy of either  *The Working Dragon* or  *Dragon Games Master*. Please send a check, made payable to *Dragon User*, with this form. Start my subscription from the following issue .....

Name .....

Address .....

Signed..... Date.....

Subscription rates US and Canada airspeeded  US\$29.95 for 12 issues/1 year  US\$53.90 for 24 issues  US\$71.90 for 36 issues Send this form to *Dragon User*, % Business Press International, 205 E. 42nd St., New York, NY 10017.

## Keep-Trak Is An Organized Accounting System

Keep-Trak is the first software offering from a newly developed software firm called THE OTHER GUY'S SOFTWARE, located in Logan, Utah. Joseph Nielsen and Curtis Wood are the "other guys" and I feel they will definitely make a mark on the Color Computer software market. Keep-Trak is a double-entry accounting system which boasts a 2400 record capacity with over 900 accounts. Also, this package comes at the low price of \$14.95. Here is what you get!

Keep-Trak is a general ledger, double-entry accounting system. Double-entry means that you enter every item twice in order to balance the system. There are shortcuts to this type system and they are explained in the manual. This is a disk-based system only. It will not work with a cassette system. Memory requirements are not stated, but since the system uses direct access disk files, it should work rather well on a 16K system.

The disk comes with 14 programs. The initialization programs are written in BASIC, while the financial programs are written in binary or machine language. This financial pack-

age maintains account categories for assets, liabilities, income and expenses. Transactions are entered into the program as a journal entry. These transactions are compiled by the various options and the user then has access to a balance sheet, an income statement, general journal or ledger and a trial balance. Monthly totals are retained by the system for yearly summaries.

The documentation for Keep-Trak is adequate for using this package of programs. It comes in a 5½ by 8½ size manual. I am sure that accounting practices and procedures will not come easily to every person. The manual assumes that you have some working knowledge of accounting practices. The material provides sample printouts, and a complete table of contents for reference. As with any software, one must read the manuals to fully understand how the program will work. Keep-Trak has a few "important" in the system, and one should know where these are so as not to cause severe problems in using the software. For example, in using the trial balance program, you are asked, "Is this a final balance?" If you respond with a "yes," then the computer will consolidate the records and the old file will be deleted. This is necessary, but one should use caution at this point or you will lose important information. The manual gives full instructions.

The only fault I can find with Keep-Trak is the fact that this system is completely printer-oriented. After the initial data has been entered, all financial reports are printed only to a printer. Now, I know it would be foolish for anyone to think that they could operate any intelligent financial software without the aid of a printer. However, having the information on the screen for reference would be nice. Because the financial statement programs are generated from machine language programs, they cannot be altered easily.

THE OTHER GUY'S SOFTWARE plans to release other packages to go along with Keep-Trak. An accounts receivable and accounts payable package is on the way!

Who can use Keep-Trak? Well, any small business or home accountant could. A printer and disk system are required.

(THE OTHER GUY'S SOFTWARE, 875 South Main, Logan, UT 84321, \$14.95 disk only)

— J.D. Ray


TRS-80+ MOD I, III, COCO, T199/4a  
TIMEX 1000, OSBORNE, others



### GOLD PLUG - 80

Eliminate disk reboots and data loss due to oxidized contacts at the card edge connectors.

GOLD PLUG 80 solders to the board edge connector. Use your existing cables. (if gold plated)



COCO Disk Module (2)	<b>new</b>	\$16.95
Ground tab extensions		INCL
Disk Drives (all R.S.)	<b>SPECIAL PRICE</b>	\$7.95
Gold Disk Cable 2 Drive		29.95
Four Drive Cable		39.95

USA shipping \$1.45 Can/Mex \$4.  
Foreign \$7 Don't wait any longer TEXAS 5% TAX

Available at your favorite dealer or order direct from



E.A.P. CO.  
P.O. BOX 14



KELLER, TEXAS 76248

(817) 498-4242

MC/VISA

+ trademark Tandy Corp

### SURV-CALC

A versatile tool for land surveyors, realtors, land title companies, land owners. SURV-CALC can calculate land areas, latitudes & departures, missing lines, extensive curve data lists, unknowns in triangles, adds and subtracts angles, determines closure accuracy. SURV-CALC draws traverse on screen w/North arrow. Includes 2 versions, screen version and printer output version. Also includes screen dump program for LP VII & DMP-100 printers. Requires 32K ECB CoCo. TAPE \$20.00 DISK \$23.00

GARLAND SOFTWARE  
P.O. BOX 23043, St. Louis, Mo., 63156

# The Rainbow's Second Annual **SIMULATION CONTEST**

Because of the immense popularity of Simulations and the superior quality of the programs submitted in last year's competition, THE RAINBOW has announced plans for the Second Annual Simulation Contest.

Last year, our contest judges relived the Civil War, traveled to the moon, to Mars and beyond, went bankrupt running a restaurant, made a million bucks as a manufacturer, survived a flood, lobbied for bills in Congress, assumed responsibility for mid-air collisions as an air-traffic controller, drowned while learning to sail, experienced the thrill of victory in the seventh game of baseball's World Series, and made it big with our own software business (Many of the entries in the 1983 contest are featured in a book on Simulations, which THE RAINBOW plans to publish in early fall.)

We're looking for an even greater variety of situations this year and expecting to see great improvements in graphics presentations because of the advancements in programming tools and knowledge since the first contest.

Many of THE RAINBOW's generous advertisers will be donating some exciting prizes as they did last year (and in our recent Adventure contest) when our winners carted off Radio Shack disk drives, an Epson printer, and dozens of other prizes that included a wide variety of peripherals and high quality software. Among those companies donating prizes:

**Cancoco Software**  
**CoCo Indx**  
**Cognitec**  
**Color Connection Software**  
**D. P. Johnson**  
**DSL Computer Products**  
**Dugger's Growing Systems**  
**DYMAX**  
**E.D.C. Industries**  
**Elite Software**

**Emerald Computer Services**  
**EVS Engineering**  
**Great Plains Computer Company, Inc.**  
**Hawkes Research Services**  
**Kage Engineering**  
**Lloyd I/O**  
**Mark Data Products**  
**Merrick & Co.**  
**Metro Electronics**  
**Tom Mix Software**

**REM Industries**  
**Robotic Microsystems**  
**SOFTECH**  
**Sonburst Software**  
**Speech Systems**  
**Sugar Software**  
**Syntactics**  
**Vidtron**  
**Wasatchware**  
**York-10**

Contest submissions must be on tape or disk and it is best to make several saves, at least one of them in ASCII format. We really do not have the time to key in programs, obviously. All entries should be supported by some editorial commentary, explaining how the program works and loads. Please do not submit entries that are currently submitted to another publication.

Your entry must be received by THE RAINBOW no later than September 1, 1984, to be eligible for the competition.

This promises to be the THE RAINBOW's most exciting contest yet, and, as usual, the winning entries will be published when we announce the results in an upcoming issue.

**RULES:** All programs must be original works, no "conversions."

Entries must be postmarked by September 1, 1984, and become the property of Falsoft, Inc., publisher of THE RAINBOW. Decision of the judges is final. Duplicate prizes will be awarded in the case of ties. Winning programs to be featured in a special RAINBOW Simulation issue. Mark entries "Simulation Contest Editor" and send to THE RAINBOW, P.O. Box 385, Prospect, KY 40059.



see us at PRINCETON

# ENDICOTT

**COMPUTER SOFTWARE AND ACCESSORIES**

see us at PRINCETON

**PRINTERS**

(SEE PRINTER INTERFACE BELOW)

SPIRIT (SAME AS MX80).....\$319.00  
OKIDATA 92P (160 CPS).....\$445.00  
CORRESPONDENCE QUALITY!

★ NEW! ★ NEW! ★

ABATI LO-20P (PARALLEL).....\$389.00  
18 CPS-DAISY WHEEL-LETTER QUALITY  
TRACTOR FEED.....\$ 79.00**MONITORS**(SEE MONITOR INTERFACE BELOW)  
ALL WITH NONGLARE SCREEN.**\*\*NEW TYPE\*\* BY AMDEK**COLOR 1+(INCLUDES HEAD PHONES).....\$299.00  
VIDEO 300(G).....\$149.00  
VIDEO 300(A).....\$164.00  
GORILLA (GREEN).....\$ 99.00  
GORILLA (AMBER).....\$109.00**ENDICOTT JOYSTICK**\$19.95.....EACH      \$37.95.....FOR TWO  
ANALOG TYPE - PLUGS RIGHT IN!"In use, we found the ENDICOTT JOYSTICK to be smooth and responsive...built to last, the Endicott model is a solid buy" *the RAINBOW, October 1982*"...provided the best feel of all the joysticks tested.  
...(a) rugged unit at an affordable price."  
-80 micro, March 1983**\*\*NEW\*\*PRICES\*\*****PRINTER INTERFACE**  
pbh SERIAL/PARALLELSWITCHABLE: 300 TO 9600 BAUD.  
PRINTER AND MODEM CONNECTIONS.  
NOTHING ELSE REQUIRED.~~\$89.95~~ \$74.95  
PURCHASED WITH PRINTER...\$64.00**MONITOR INTERFACE**VIDEO PLUS.....\$24.95  
(COLOR OR MONOCHROME)  
PURCHASED WITH MONITOR...\$20.95  
VIDEO PLUS IIM.....\$26.95  
(MONOCHROME FOR COLOR II)  
PURCHASED WITH MONITOR...\$22.95  
VIDEO PLUS IIC.....\$39.95  
(COLOR FOR COLOR II)  
PURCHASED WITH MONITOR...\$33.95**\*\*NEW\*\* BLANK MEDIA \*\*PRICES\*\***ELEPHANT SSDD.....\$20.95  
ELEPHANT SSDD.....\$22.95  
ELEPHANT DSDD.....\$26.95  
BASF QUALIMETRIC SSDD.....\$23.95  
BASF QUALIMETRIC DSDD.....\$28.95  
C-10 CASSETTES (ONE DOZ).....\$ 7.50**WICO**ATARI JOYSTICK ADAPTER  
\$17.95**MEDIA STORAGE TAPE**

TAPE CAROUSEL (HOLDS 25) ...\$13.00

**DISKETTE**FLIP'N'FILE 10.....\$ 5.45  
FLIP'N'FILE 25.....\$24.95  
FLIP'N'FILE 50.....\$33.95**SUPER-PRO KEYBOARD**

BY: MARK DATA

**\*\*NEW\*\***      **\*\*PRICES\*\***  
ADAPTER REQUIRED ON  
COMPUTER BOUGHT AFTER 10/82.  
KEYBOARD.....~~\$64.95~~ \$56.95    ADPT. \$4.95**VOLKSMODEM**BY: ANCHOR AUTOMATION  
300 BAUD, DIRECT CONNECT  
MANUAL ANSWER, MANUAL DIAL

INCLUDES CABLE \$74.95

**WICO JOYSTICK**BIG BAT HANDLE  
SPRING RETURN OR FREE FLOAT  
ANALOG TYPE - PLUGS RIGHT IN!  
\$38.95 EACH**Look at These Discounts and Compare...Remember WE PAY SHIPPING!**SOFTWARE PRICES SHOWN ARE **20% OFF** LIST PRICE!**SPECTRAL ASSOCIATES**

	T	D
▷ GALGON.....	\$19.95	\$23.15
▷ PENGON.....	\$19.95	\$23.15
▷ COLOR PANIC.....	\$19.95	\$23.15
▷ CUBIX.....	\$19.95	\$23.15
▷ LANCER.....	\$19.95	\$23.15
▷ MS GOBBLER.....	\$19.95	\$23.15
▷ WHIRLYBIRD RUN.....	\$19.95	\$23.15
▷ STORM ARROWS.....	\$19.95	\$23.15
▷ LUNAR ROVER PATROL.....	\$19.95	\$23.15

**COMPUTERWARE**

	T	D
▷ MR. DIG.....	\$22.35	\$24.75
▷ JUNIOR'S REVENGE.....	\$23.15	\$25.55
▷ RANDOM BASIC (OS-9).....		\$60.00
▷ COLOR BASIC COMPILER.....		\$31.95
▷ 64K SCREEN EXPANDER (64K).....	\$19.95	\$22.35
* ▷ THE SOURCERER (R DOS).....	\$27.95	\$31.95
▷ THE SOURCERER (OS-9).....		\$31.95
▷ MACRO ASSEMBLER & XREF (R DOS).....		\$39.95
▷ MACRO ASSEMBLER & XREF (OS-9).....		\$39.95
▷ COLOR EDITOR.....	\$19.95	\$23.95
▷ COLOR MONITOR.....	\$19.95	\$22.35
▷ MOON HOPPER.....	\$19.95	\$22.35
▷ BLOC HEAD (CUBER TYPE).....	\$21.55	\$23.95
▷ DOODLE BUG (LADY BUG).....	\$19.95	\$22.35

**SOFT LAW**

T &amp; D INCLUDED

□ VIP WRITER (INC. SPELLER!).....	\$47.95	---
□ VIP SPELLER.....	\$31.95	---
□ VIP CALC.....	\$47.95	---
□ VIP TERMINAL.....	\$39.95	---
□ VIP DATA BASE.....	\$47.95	(DISK)
□ VIP DISK-ZAP.....	\$39.95	(DISK)
WRITER/SPELLER-CALC- DATA BASE.....	\$139.00	---
ENTIRE LIBRARY.....	\$210.00	---

**ELITE SOFTWARE**

	T	D
□ ELITE-WORD.....	\$47.95	\$47.95
□ ELITE-CALC.....	\$47.95	\$47.95
□ ELITE-FILE.....		\$59.60
ENTIRE LIBRARY (DISK).....		\$145.00

**PROGRAMMERS INSTITUTE**

	T	D
▷ COMPLETE PERSONAL ACCOUNTANT - (1,2,&3).....	\$59.95	\$63.95

**SPECIAL SALE!  
30% OFF****PRICKLY-PEAR SOFTWARE**

	T	D
▷ MUSIC READER.....	\$24.45	\$27.95
* ▷ ERLAND.....	\$17.45	\$20.95
▷ TRAVELIN' TOAD.....	\$17.45	\$20.95
▷ OCKYWOKY.....	\$17.45	\$20.95
▷ ADVENTURE IN WONDERLAND.....	\$17.45	\$20.95
▷ THE DISK MANAGER.....		\$20.95
▷ THE DISK MASTER.....		\$17.45
* ▷ VIKING.....	\$13.95	\$17.45
* ▷ GANGBUSTERS.....	\$13.95	\$17.45
▷ COLORKIT.....	\$24.45	\$27.95
▷ FLIGHT.....	\$13.95	\$17.45

**COGNITEC**

	T	D
□ TELEWRITER 64.....	\$39.95	\$47.95

**TOM MIX**

	T	D
▷ QUIX.....	\$19.95	\$22.35
▷ elec*TRON.....	\$19.95	\$22.35
▷ WORLDS OF FLIGHT.....	\$23.95	\$26.35
▷ SKRAMBLE.....	\$19.95	\$22.35
▷ SR-71.....	\$23.15	\$25.55
▷ CU'BER.....	\$22.35	\$24.75
▷ BUZZARD BAIT.....	\$22.35	\$24.75
▷ AIR TRAFFIC CONTROLLER.....	\$23.15	\$25.55
▷ SPACE SHUTTLE.....	\$23.15	\$25.55
▷ THE KING.....	\$21.55	\$23.95
▷ COLOR GOLF.....	\$14.35	---
▷ TAPE TO DISK.....	\$14.35	---
▷ DISK TO TAPE.....	\$14.35	---
▷ SCREEN PRINT ROUTINE.....	\$15.95	\$17.55

**ADVENTURE INTERNATIONAL**

	T	D
* ▷ FIRE COPTER.....	\$19.95	---
* ▷ SAIGON: THE FINAL DAYS.....	\$19.95	---
* ▷ EARTHQUAKE.....	\$19.95	---
* ▷ AIRLINE.....	\$19.95	---
▷ SEA DRAGON.....	\$27.95	---
▷ TRIAD.....	\$27.95	---
▷ DISKEY (Disk Access & Repair Kit and Computer Diagnostics).....		\$39.95

**B5 SOFTWARE**

	T	D
MONEY.....	\$15.95	---
BORROW.....	\$15.95	---
CARRY.....	\$15.95	---
MATH FACT.....	\$13.55	---
ABC'S.....	\$ 7.95	---
ALL.....	\$64.00	---

**NOTE: ALL SALES FINAL. NO RETURNS UNLESS DEFECTIVE. ADDITIONAL LISTINGS IN OUR FREE CATALOG - CALL OR WRITE.**

\*Requires 16K Ext. Basic Minimum.

▷Requires 32K Ext. Basic Minimum.

□ We Recommend 32K or 64K.

Others 16K Ext. Std. Basic Minimum.

WE PAY SHIPPING TO U.S.A., CANADA, AND MEXICO.  
C.O.D. ADD \$2.00 (U.S.A. ONLY). ALLOW 2 WEEKS FOR  
CHECKS TO CLEAR. NO P.O. BOXES! MUST HAVE STREET  
ADDRESS. SHIPPING - OTHER COUNTRIES: ADD \$2.00  
EACH SOFTWARE ITEM AND EACH JOYSTICK. ADD  
\$5.00 EACH ALL OTHER ITEMS (NO MONITORS OR  
PRINTERS SHIPPED OUTSIDE U.S.A.). ITEMS TO BE  
SHIPPED AIR MAIL. PRICES SUBJECT TO CHANGE  
WITHOUT NOTICE.**ENDICOTT**  
Computer Software And Accessories  
2806-A S. MEMORIAL PARKWAY  
HUNTSVILLE, ALABAMA 35801  
**VISIT OUR STORE**  
PRICES IN AD ARE MAIL ORDER ONLY.**PHONE ORDERS**  
**205/536-4400**

(PHONE OPEN 7 DAYS A WEEK)

**WE PAY SHIPPING!**



*Strike educational paydirt with . . .*

# The Multi Math Driller

By Fred B. Scerbo  
Rainbow Contributing Editor

*(Editor's Note: If you have an idea for a useful program, educational or otherwise, which you would like to see written for the CoCo, submit your wish to Fred, c/o THE RAINBOW. We don't promise that any given wish will be granted, but if the idea looks especially challenging, Fred might be able to grant your wish in an upcoming column. Please remember to be specific in your wishes and remember that this is BASIC! All programs listed in the "Wishing Well" are for your own use, but remain the property of the author.)*

**H**ere we are ready to start another school year and already the air is buzzing with educational catchwords such as "computer aided instruction" or "computer literacy." Give a teacher a computer, and often he or she will find a way to incorporate it into the classroom structure. Give one

*(Fred Scerbo is a special needs instructor for the North Adams Public Schools. He holds a master's in education and published some of the first software available for the Color Computer through his software firm, Illustrated Memory Banks.)*

to an administrator, and the buzzwords start flying. "We need CAI!" "Let's get in-service workshops for our staff!" "The public demands it!"

For those who face such pressures and for those who just want to help their youngsters develop some basic math skills, this month's "Wishing Well" is for you. Many of the wishes I have received recently have had a common thread. It seems that there are still a large number of people who have not made the upgrade from Color BASIC to Extended. If all you have is a Color BASIC CoCo or MC-10, then past programs such as *Rockfest* and *Baseball Fever* are of little use to you. Since some of your requests have specifically asked for something *graphic* for those without Extended Color BASIC, I decided to polish up a program I use almost daily. The program is *Multi Math Driller*.

In order to make this program fully functional in both Color BASIC and MC-10 BASIC, a little surgery was necessary. First, neither language has Extended BASIC's command *STRING\$*. For those not familiar with this command, *STRING\$* lets you print a continuous string of a specific *CHR\$(character string)*. Thus, the command *STRING\$(128,65)* would print a string

of 128 A's on the screen, since *CHR\$(65)* is the letter 'A'. This problem can be solved in Color and MC-10 BASIC by using a loop and a *PRINT@* statement. This is slightly slower than using *STRING\$*, but this way the results are perfectly workable in all three versions of the language.

***"Give a teacher a computer, and often he or she will find a way to incorporate it into the classroom structure."***

Another such command which is missing from MC-10 BASIC, but not Color BASIC, is the use of *ELSE* in an *IF.....THEN* statement. *ELSE* is a much more efficient command to use when comparing statements in BASIC, but you

would be amazed to know that not even an Apple IIe has an *ELSE* command. The solution to lacking *ELSE* is simply to use more than one *IF....THEN* statement. This once again works with all three BASICS. I wanted to make a point of this distinction since some of you might wonder why I omitted the *ELSE* which is one of the CoCo's greatest strengths.

One command I do not use too frequently is the *POKE* command, since many times, the same results can be obtained by other means. This is not the case, however, if we wish to use inverse numbers on our text screen. You will notice from the listing that some of the credits are printed in lowercase inverse on a black, *CLS0* screen. I often find this much more attractive when using the CoCo's low-resolution *CHR\$* graphics on a black background. However, there are no *CHR\$s* which generate an inverse number, so we do have to *POKE* them to the text screen.

This causes two immediate problems for us. First, it requires that the person typing in the program not make any mistakes in the *POKE* numbers when

keying in the listing. Use the wrong *POKE* and you might lock-up the computer, losing everything you have typed in. Therefore, take great care when typing in all *POKES*.

Secondly, while the commands in Color BASIC, Extended Color BASIC, and MC-10 BASIC which overlap are the same, this is not true of the *Memory Map*, especially when we are dealing with *POKES*. The text screen on the CoCo begins at memory location I056, while the text screen for the MC-10 begins at location 16384. Therefore, a *POKE* for one machine would cause numerous problems with the other machine, not to mention not doing the task intended. Hence, to make this program appear as one listing and not two, I have included a variable MC at the beginning of the listing (Line 130) and identified it with a REM statement in the line before. If you are typing this listing into a CoCo, the value for MC will be zero. If you type this into the MC-10, then change the value of MC to equal 15360 as indicated in the REM statement. You will notice that all *POKES* in the program have included a

value plus MC. Thus, if MC=0, then the program will *POKE* the value to the location required for our CoCo. Use the higher value and the *POKE* will be offset to the correct value for the MC-10. This appeared to be the easiest way to insure that the listing would work with a minimum amount of modification since it is easier to change one variable than it is to change a couple dozen *POKE* statements.

Since this program is designed to use either a joystick or the space bar on the keyboard, you may wish to delete the *PEEK* commands which are identified in the REM statements as not belonging in the MC-10 version (Lines 700 and 1380). Since the MC-10 has no joystick, you must use the space bar.

Another command I deliberately left out of this listing was the speed-up command of *POKE65495,0*. There were two reasons for this. First, the MC-10 does not have this *POKE*. In fact, it does not need it since it runs slightly faster than the CoCo. Secondly, the program really does not need the speed-up since I have included a speed selection at the beginning of the program to

## ARE YOUR WALKING FINGERS GETTING FOOTSORE?

Tired of typing in those long, but wonderful, programs from issues of **THE RAINBOW**? Now, you can get **RAINBOW ON TAPE** and give those tired fingers a rest. With **RAINBOW ON TAPE**, you'll be able to spend your time enjoying programs instead of just typing . . . typing . . . typing them! All you need to do ever again is pop a **RAINBOW ON TAPE** cassette into your recorder, *CLOAD* and *RUN* any one you want.

Think of it! Not 10 or a dozen — but between 20 and 30 — programs every month from **RAINBOW ON TAPE**. All the really good programs from **THE RAINBOW**! All the long ones . . . so you don't have to type them in. Just *CLOAD* and *RUN*!



### Now...The Best Color Computer Magazine Offers The Best Tape Service

**RAINBOW ON TAPE** single issue rate is: within the US, \$8, Canadian and Mexican rate, \$10, all other countries, \$10.00  
**RAINBOW ON TAPE** subscription rate is: within the US, \$70, Canadian and Mexican rate, 80, all other countries, \$95.

#### US FUNDS ONLY PLEASE

VISA, MasterCARD and American Express accepted. All subscriptions begin with the current issue and back issues are available beginning with April, 1982. Tapes are sent first class mail to arrive approximately the same time as your current issue of **THE RAINBOW**.



### ORDER RAINBOW ON TAPE TODAY! HANDY ORDER CARD BETWEEN PAGES 34 & 35

help slow it down. If you really want the program to run faster on the CoCo, then include the *POKE 65495,0* near the start of the listing. Just be sure to *POKE 65494,0* before trying to save the program to cassette or disk or you will see your efforts quickly slip into the twilight zone, never to return.

One final warning, you will notice there are a large number of *DATA* statements at the end of the program. Take care to type these exactly or you may get some strange results. Recently, I have received letters from people who have done nothing more than type the *DATA* statements incorrectly. Take your time and you will avoid this problem.

Now that we have dealt with all the technical parts, let's see what this program and wish are all about.

### The Driller

The original idea for *Multi Math Driller* came from several math teachers I have known. They seemed to think that if the student could "shoot" the correct answer to a math problem, then the learning process would be much more fun.

Since everyone has a "shoot-em up" game, (and some of my original submissions to *RAINBOW* such as *Zelda's Bat Bottle*, *Oh Gob!*, *Alpine Aliens*, and *Snail Invaders* were criticized for being all "shoot-em ups"), I decided to take a different approach to this problem. Since there is very little that can be done with the low resolution graphics in the text mode, I figured that I could at least draw an oil rig in several colors and have it look like an oil rig. This way students could *DRILL* for the correct answer rather than *SHOOT* at it. Thus, with a little time and care, I was able to combine the necessary *CHR\$s* to create my oil rig.

The next problem would be how to make the answers scroll across the screen from right to left. Top to bottom scrolling is easy, but this posed a more difficult problem. The solution had several steps. First, after selecting a problem, the correct answer would be calculated and thrown into a pool of answers. Dummy answers would also be generated. These numbers would then be translated to *STRING* information using the *STR\$* command. The pro-

gram would then tie these strings together, with spaces in between, until I had a string exactly 32 characters long: the width of my screen.

Therefore, to get the right to left scrolling, I developed several lines that would use the *LEFT\$* and *RIGHT\$* commands to take the first character of this string and then tack it on to the end of the string. This is done in Lines 640 through 660. Each time these lines are passed the first character is passed to the end of the string, and the string is reprinted in the same location. This gives the illusion of it actually scrolling from right to left.

With this scrolling technique in effect, at some point, the correct answer will eventually run by the bottom of the rig. Therefore, what we next need is a routine to allow the student to signify when the correct answer goes by. If the student presses the space bar at that given moment, then a drill will go down to the answer. The same is achieved with the CoCo version by using the right joystick fire button. The program recognizes the value of the numbers below it by use of

## The **KEY-264K** is here!!

DO YOU HAVE A 64K SYSTEM (OR 32K WITH 64K MEMORY CHIPS) ?? ARE YOU BEING TOLD YOU CAN ONLY USE 32K FROM BASIC ??

DON'T BELIEVE IT !! - KEY COLOR SOFTWARE brings you the KEY-264K. An exciting NEW SOFTWARE utility that allows any STANDARD 64K OR 32K COLOR COMPUTER TO ACCESS 64K RAM FROM BASIC, and with NO HARDWARE MODIFICATIONS REQUIRED!!

\*\*\* Works with CASSETTE based systems! \*\*\*

\*\*\* Works with DISK based systems! \*\*\*

The KEY-264K divides the 64K ram memory into two 32K banks or sides, each of which can be utilized independently by the BASIC interpreter, with the ability to switch instantly from one side to the other. IT'S LIKE HAVING TWO COMPUTERS IN ONE!! Have your BASIC program on one side and keep your variables on the other side, or have your main program on one side and your subroutines on the other side, or have your program on one side and use the other side for 4 additional HI-RES pages, or any combination you like. The possibilities are endless because the KEY-264K allows full communication between sides plus the ability to switch back and forth at will, all from within BASIC. You could also have different programs in each side and switch back and forth between them using simple keystrokes, even while the programs are running!! Or run them both at the same time in the FOREGROUND/BACKGROUND MULTI-TASKING mode. Don't buy that printer buffer yet! With the KEY-264K you can be printing in the background side while utilizing your computer normally in the foreground side AT THE SAME TIME!!! Debugging a program? Use either a BASIC command or simple keystrokes to instantly duplicate your program, in it's present status, on the opposite side. Switch to the opposite side later and pick up exactly where you were before!

For DISK users, the KEY-264K allows you to alternate between DISK and EXTENDED BASIC on the same side with simple keystrokes. No need to pull your controller or power down. You can be in EXTENDED BASIC on one side and in DISK BASIC on the other side and still switch back and forth and have full communications between the two sides.

The KEY-264K does this and MORE thru extensions to BASIC. No need to learn a new language! The KEY-264K adds 15 NEW COMMANDS and 1 function to BASIC, including powerful new BLOCK MEMORY MOVE and GRAPHICS VIEWING commands.

The KEY-264K works on the 64K COCO or 64K COCO-2 and on older 32K systems with "E", "F", or even modified "D" boards and requires EXTENDED or DISK BASIC with GOOD 64K MEMORY CHIPS!

ORDER YOUR KEY-264K TODAY by sending check or money order for \$39.95 (cassette) or \$44.95 (disk) plus \$2.00 postage U.S.A. (\$5.00 outside U.S.A.) Mass. residents add 5% sales tax.

MASTERCARD, VISA, OR COD  
CALL (617) 779-5034

KEY COLOR SOFTWARE  
P.O. BOX 360  
HARVARD, MA. 01451



the *MID\$* function which takes out the middle of the string for our use.

If the answer is wrong, the screen prints TRY AGAIN, and waits until the correct answer is selected. If the answer is correct, the screen prints a very colorful changing display of CORRECT. (Here is one of your Low-Res graphic rewards.) If all 20 problems are answered without an error, the oil well will erupt with a golden gusher accompanied by a sound display. The number of MISSES is later displayed. The program can be restarted by pressing ENTER. If you wish to have more problems displayed, change the value of YS in Line 110.

The program also includes several other features. You may select a multiplication table from one to nine. You may also select whether the problems will be assorted with problems from a lower multiplication table. (DO YOU WANT THE TABLES ASSORTED Y OR N?) You may also control the speed at which the answers run by the bottom of the well by selecting the speed at the

beginning of the *RUN*. After a problem has been completed, you may either wait a few more seconds, or move on to the next problem by pressing any key or pressing the fire button. This prevents the screens from running by a slower reading student too quickly.

### The Colorful Screen

One of the best things about this program is the colorful, large graphics characters that print out on the screen. The *CHR\$* numbers for these letters are included in the *DATA* statements, and are part of a larger subroutine I have used in many other programs. I think you will find these characters very effective, but they remain under the copyright for this program, which means that you cannot remove them and use the routines in any other program. While I am happy to share them in this program, they do represent a slightly different way of displaying colorful text and, therefore, remain subroutines I plan to use time and time again in my own software. (In fact, several other

RAINBOW programs have recently had this same stipulation tied to them.) Still, the subroutines may give you a better insight into how problems like this can be solved.

### Conclusion

Once you have successfully keyed in this program, I think you will find that it is a very effective way of reviewing multiplication tables. With a little modification, I am sure that we can come up with some other variations on this theme to teach and review other skills. Send me some wishes and ideas and who knows what we might be able to come up with. Just keep those ideas coming.

### Coming Attractions

As I mentioned last month, shortly I will be sharing the pairing programs which can be used for any type of competitions, sports or otherwise. Also still in the works are *Rockfest II*, a quick way to prepare resumes and a few other secrets that will soon be in your hands. Keep watching. The best is yet to come.

220.....	204
400.....	185
580.....	216
800.....	82
930.....	51
1160....	149
1360....	209
2140....	135
END....	212

The listing:

```

10 REM*****
20 REM* MULTI MATH DRILLER *
30 REM* BY FRED B. SCERBO *
40 REM* COPYRIGHT (C) 1983 *
50 REM* BY IMB AND THE *
60 REM* PROGRAMMERS' GUILD *
70 REM*****
80 CLS0
90 CLEAR500
100 FOR ZZ=1TO96:BB$=BB$+CHR$(12
B):NEXTZZ
110 BR=30:YS=20
120 REM IF MC-10 THEN MC=15360
130 MC=0
140 DIM A(45,9),B(4,12)
150 FORI=2TO11:FORY=1TO9:READ A(
I,Y):NEXTY,I
160 FORI=19TO44:FORY=1TO9

```

```

170 READ A(I,Y)
180 NEXTY,I
190 FORI=1TO4:FORY=1TO12:READ B(
I,Y):NEXTY,I
200 FOR ZZ=0TO31:PRINT@ZZ,CHR$(1
88);:NEXT ZZ:FOR ZZ=320TO351:PRI
NT@ZZ,CHR$(179);:NEXT ZZ:FORI=0T
O21:SET(0,I,4):SET(63,I,4):NEXT
210 W$="MULTI":C=32:L=38:GOSUB10
80:W$="MATH":C=16:L=136:GOSUB108
0:W$="DRILLER":C=64:L=227:GOSUB1
080
220 REM <SHIFT><0> FOR LOWERCASE
230 R$=CHR$(128):PRINT@417,"by"+
R$+"fred"+R$+"scerbo"+R$+R$+"cop
yright";
240 POKE1467+MC,49:POKE1468+MC,5
7:POKE1469+MC,56:POKE1470+MC,51
250 PRINT@452,"the"+R$+"programm
ers"+R$+R$+"guild";
260 POKE1491+MC,39:GOSUB1360:FOR
I=417TO480:PRINT@I,CHR$(128);:NE
XTI
270 PRINT@353,"select"R$"speed"R
$"from"R$"fast"R$"to"R$"slow";:G
OSUB290
280 GOTO300
290 W$="1 TO 9":C=112:L=422:GOSU
B1080:RETURN
300 X$=INKEY$:IFX$=""THEN300
310 X=ASC(X$):IFX<49THEN300
320 IFX>57THEN300

```

# WATERLOO




# KAMIKAZE

**WE CHALLENGE YOU!**



# BOMBER COMMAND

# Across The Rubicon



# WAR GAMES! GAMES! GAMES! GAMES!

# LEGATUS



**JACTA  
ALEA  
EST!**

CLASSICAL AGE EUROPE...

The Winds of War are blowing across the northern frontier, the Emperor issues orders to his field commanders, who little realize the doubts tormenting their leader! There is too little in the treasury, too little known of the enemy, and too vulnerable are the imperial cities and their precious farm lands to pillage and capture. And if this is not enough, his armies are green as May grass. But ... JACTA ALEA EST! The die is cast. The campaign must begin... Printer recommended.



# BATTLE FOR TUNIS



A 1 or 2 player game that places you in North Africa in 1943. Patton has just been recalled to Europe to help plan the invasion of Sicily; Rommel is in Berlin. You have the opportunity to replace two of history's greatest generals in this challenge for control of Tunisia. Each player controls the actual ground forces present at the time.

In the one player game, you control the Axis forces and try to do what Rommel's veterans couldn't: Hold Tunis! Play is on a battle screen with an overall strategy map available for general reconnaissance. Intelligence and status reports, as well as air power, are also available.

NEW!!! LEGATUS—32K COLOR EXT \$29.95 DISK ONLY

NEW!!! BATTLE FOR TUNIS—32K COLOR EXT \$24.95

# GUADALCANAL



## AMERICA STRIKES BACK!

August, 1942. The Marines have landed in America's first offensive of WWII and the stage is set. With captured food and equipment and virtually no chance of resupply, the Marines must expand their perimeter, complete Henderson Field, seek out an elusive and insidious enemy, and put up with the incessant daily bombing. Not to mention the spine-shattering cry of BANZAI! Historical, except that this time YOU command the 1st Marines. Send patrols into a feering jungle, capture Japanese camps, sortie air cover, interdiction and search, pray for that supply ship. Go for it. Leatherneck. SEMPER PARATUS!

- WATERLOO 32k CASSETTE.... \$24.95
- KAMIKAZE 32k CASSETTE.... \$24.95
- ACROSS THE RUBICON CASSETTE.... \$24.95 32k
- GUADALCANAL 32k EXT CASSETTE.... \$24.95
- BOMBER COMMAND CASSETTE.... \$22.95 16k EXT

P. O. Box 14806  
Jacksonville, FL 32238  
904-786-8603

# OTHER ARK ROYAL GAMES...

- STARBLAZER — 32K ..... 17.95
- KAMIKAZE — 16K ..... 14.95
- ACROSS THE RUBICON — 16K..... 14.95

Prices on All games include shipping. Florida Resident add 5% tax.

All Programs require Color ComPuter™ (Tandy Corp) or TDP System 100 ComPuter™ (RCA)

We pay shipping on all prepaid orders to USA and CANADA.

Foreign orders add 10%.

```

330 K=VAL(X$):DL=K*8
340 CLS0:W$="SELECT":C=32:L=4:G0
SUB1080:W$="DESIRED":C=48:L=98:G
OSUB1080
350 W$="TABLES":C=16:L=196:GOSUB
1080:W$="FROM":C=64:L=296:GOSUB1
080:GOSUB290
360 X$=INKEY$:IFX$=""THEN360
370 X=ASC(X$):IFX<49THEN360
380 IFX>57THEN360
390 K=VAL(X$)
400 CLS0:W$="DO YOU":C=80:L=5:G0
SUB1080:W$="WANT THE":C=112:L=96
:GOSUB1080:W$="TABLES":L=196:C=6
4:GOSUB1080
410 W$="ASSORTED":C=32:L=288:G0S
UB1080:W$="Y ":C=16:L=386:GOSUB1
080:W$="OR ":C=0:GOSUB1080:W$="N
":C=16:GOSUB1080
420 PRINT@L+1,CHR$(190);CHR$(188
)CHR$(191);:PRINT@L+33,CHR$(128)
CHR$(188)CHR$(188);:SET(54,28,4)
430 X$=INKEY$:IFX$="Y"THEN460
440 IFX$="N"THEN470
450 GOTO430
460 AJ=1:GOTO470
470 CLS0:GOSUB490
480 GOTO500
490 W$="WHAT IS":C=16:L=3:GOSUB1
080:RETURN
500 FOR ZZ=416TO447:PRINT@ZZ,CHR
$(188);:NEXT ZZ:FOR ZZ=480TO510:
PRINT@ZZ,CHR$(179);:NEXT ZZ
510 POKE1535+MC,179
520 E=29:F=34:FORG=10TO24STEP2
530 FORI=E TO F:SET(I,G,5):NEXTI
540 SET(E-1,G+1,6):SET(F+1,G+1,6
)
550 E=E-1:F=F+1:NEXTG
560 FORI=12TO26:SET(31,I,3):SET(
32,I,3):NEXTI
570 PRINT@109,"times";:FOR TP=1T
0 YS:NP=0:IF TR=>BR THEN970
580 F=RND(9):IF F=LN THEN580
590 IF AJ=0 THEN E=K
600 IF AJ=1 THEN E=RND(K)
610 LN=F:I=E+2:L=135:C=112:GOSUB
1260:I=F+2:L=151:GOSUB1260
620 AN=E*F:F$=STR$(AN)
630 FORI=1TO6:G=RND(9):H=RND(9):
H$=STR$(G*H):F$=F$+" "+H$:NEX
TI
640 J$=LEFT$(F$,32)
650 PRINT@448,J$;
660 L$=RIGHT$(J$,31):M$=LEFT$(J$
,1):J$=L$+M$
670 FORP=1TO DL:NEXTP:IFTR=>BR T
HEN970

```

```

680 IFINKEY$=CHR$(32)THEN750
690 REM IF MC-10 DELETE LINE700
700 IFPEEK(339)=254THEN750
710 NP=NP+1:IFNP=150THEN730
720 GOTO650
730 PRINT@0,BB$;:W$="THINK":C=64
:L=6:GOSUB1080:SOUND1,2:SOUND1,2
:SOUND1,2
740 GOTO650
750 TR=TR+1:PRINT@431,CHR$(186)C
HR$(181);:PRINT@463,CHR$(138)CHR
$(133);
760 IF AN=VAL(MID$(J$,15,4))THEN
780
770 GOTO840
780 PRINT@0,BB$;
790 FORC=16TO112STEP32:W$="CORRE
CT":L=3:GOSUB1080:SOUNDC+1,1:NEX
TC
800 PRINT@0,BB$;:I=E+2:L=0:C=48:
GOSUB1260:I=4:C=32:GOSUB1310:I=F
+2:C=48:GOSUB1260
810 W$=" IS":C=16:GOSUB1080:W$=S
TR$(AN):C=32:GOSUB1080
820 GOSUB1360:PRINT@0,BB$;:GOSUB
490:CR=CR+1:NEXT TP
830 GOTO880
840 PRINT@0,BB$;:W$="WRONG":C=64
:L=6:GOSUB1080:SOUND20,1:SOUND2,
1:SOUND20,1:SOUND2,1
850 WR=WR+1:PRINT@0,BB$;:W$="TRY
":C=32:L=10:GOSUB1080:FORI=1TO30
0:NEXT:PRINT@0,BB$;:W$="AGAIN"
860 C=96:L=6:GOSUB1080:FORI=1TO3
00:NEXT:PRINT@0,BB$;:GOSUB490:IF
NP>100THEN NP=0
870 GOTO650
880 IFTR<>YS THEN970
890 PRINT@0,BB$;:FOR JJ=448TO479
:PRINT@JJ,CHR$(159);:NEXTJJ
900 FORI=28TO10STEP-1:SET(31,I,2
):SET(32,I,2):SOUND230,1:NEXTI:F
ORI=1TO7:SET(30-I*2,10-I,2)
910 SET(33+I*2,10-I,2):SOUND230,
1:NEXTI:SET(30-I*2,11-I,2):SET(3
3+I*2,11-I,2)
920 FORI=1TO12:SET(13-I,2+I*2,2)
:SET(50+I,2+I*2,2):SOUND230,1:NE
XTI:FORI=1TO20:SOUNDRND(230),1:N
EXT
930 CLS0:W$="YOU HIT":C=32:L=2:
GOSUB1080:W$="PAYDIRT":C=64:L=98
:GOSUB1080
940 W$="WITH A":C=48:L=196:GOSUB
1080:W$="PERFECT":C=16:L=290:G0S
UB1080
950 W$="SCORE":C=112:L=390:GOSUB
1080

```

# NEW DISK DRIVES

STARTING AT

## \$159.00

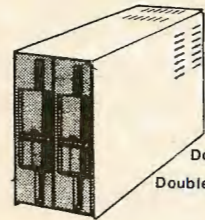
**WITH CASE &  
POWER SUPPLY  
\$189.95**



TANDON MPI TEAC

Speed 6 ms tk to tk and up  
Capacity 250k unformatted  
Tracks 40  
Warranty **now 1 YEAR**

New Low Price!



40 Tks 6Ms  
Double Sided  
Double Density

1/2 Hght. Teac/Panasonic

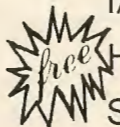


We carry only the finest quality disk drives \*no seconds \*no surplus

### SATISFACTION GUARANTEED!!

ALL DRIVES FULLY TESTED & WARRANTED

- Complete Disk Drive with Power Supply & Case ..... \$189.95
- Two Drives in Dual Case & Power Supply ..... ~~\$350.00~~ Call
- 1/2 ht double sided double density Disk Drives (Panasonic/Teac) ~~\$219.95~~ Sale
- 1/2 ht double sided double density Disk Drive with ps & case, ..... ~~\$249.95~~ Sale



How to use your new drive system on audio cassette

Single ps & case ...\$44.95 ..... Dual ps & case ..... \$79.95

Color Computer Controller (J&M) ..... \$129.95

### DRIVE Ø FOR RADIO SHACK COLOR COMPUTER

TANDON, MPI OR TEAC DRIVE (SINGLE SIDED 40 TRACKS SPEED 5 MS TRK TO TRK & UP)  
POWER SUPPLY and CASE, TWO DRIVE CABLE WITH ALL GOLD CONNECTORS

J&M CONTROLLER, MANUAL and DOCUMENTATION ..... ~~\$329.95~~ ..... **\$ SALE!**

### DRIVE Ø FOR RADIO SHACK COLOR COMPUTER

PANASONIC 1/2 HEIGHT DOUBLE SIDED DOUBLE DENSITY DRIVE 500K unformatted  
POWER SUPPLY and CASE, 2 DRIVE CABLE WITH ALL GOLD CONNECTORS

J&M CONTROLLER, MANUAL and DOCUMENTATION ..... ~~\$399.95~~ ..... **Super!! SALE!**

TAKE ADDED SAVINGS ON TWO DRIVE SYSTEMS

DISKETTES with free library case ..... \$17.95

Unadvertised Specials ..... \$Call

Drives cleaned, aligned & tested ..... \$29.95



TECHNICAL STAFF ON DUTY, PLEASE CALL FOR ASSISTANCE.



**CALL US TODAY!!  
ORDER TOLL FREE**

**(617) 234-7047**

**1-800-635-0300**

\* DEALER INQUIRIES INVITED.

**(617) 234-7047**



## TRUE DATA PRODUCTS



195 Linwood Street, P.O. Box 546

Linwood, Massachusetts 01525

(617) 234-7047

HOURS MON-SAT 9-6 (EST)

We welcome

- Visa / Master Charge  
- Checks (allow 2 weeks for clearing)
- C.O.D. Add \$2.00

```

960 GOSUB1360
970 CLS0:W$="OUT OF":C=16:L=6:GO
SUB1080:W$=STR$(TR)+" TRIES":C=4
8:L=96:GOSUB1080:W$="YOU HAD"
980 C=32:L=196:GOSUB1080:W$=STR$
(WR):C=64:L=307-(LEN(W$)*3):GOSU
B1080
990 W$="MISSES":IF WR=1 THEN W$=
" MISS"
1000 C=112:L=388:GOSUB1080
1010 IFINKEY$=CHR$(13)THEN1030
1020 GOTO1010
1030 PRINT@483,"press"R$"enter"R
$"for"R$"another"R$"try";
1040 FORI=1TO1000:NEXT
1050 IFINKEY$=CHR$(13)THEN1070
1060 GOTO1050
1070 RUN
1080 P=LEN(W$):FORZ=1TOP:I=ASC(M
ID$(W$,Z,1))-46
1090 IFI=31THEN1160
1100 IFI=32THEN1180
1110 IFI=41THEN1200
1120 IFI=42THEN1220
1130 IFI=-14THEN1240
1140 GOSUB1260
1150 GOTO1250

```


```

1160 I=1:GOSUB1310
1170 GOTO1250
1180 I=2:GOSUB1310
1190 GOTO1250
1200 I=3:GOSUB1310
1210 GOTO1250
1220 I=4:GOSUB1310
1230 GOTO1250
1240 L=L+2
1250 NEXT:RETURN
1260 PRINT@0+L,CHR$(A(I,1)+C)CHR
$(A(I,2)+C)CHR$(A(I,3)+C);
1270 PRINT@32+L,CHR$(A(I,4)+C)CH
R$(A(I,5)+C)CHR$(A(I,6)+C);
1280 PRINT@64+L,CHR$(A(I,7)+C)CH
R$(A(I,8)+C)CHR$(A(I,9)+C);
1290 L=L+4:RETURN
1300 GOTO1300
1310 PRINT@0+L,CHR$(B(I,1)+C)CHR
$(B(I,2)+C)CHR$(B(I,3)+C)CHR$(B(
I,4)+C);
1320 PRINT@32+L,CHR$(B(I,5)+C)CH
R$(B(I,6)+C)CHR$(B(I,7)+C)CHR$(B
(I,8)+C);
1330 PRINT@64+L,CHR$(B(I,9)+C)CH
R$(B(I,10)+C)CHR$(B(I,11)+C)CHR$
(B(I,12)+C);:L=L+5:RETURN
1340 PRINT@Q,CHR$(154);:PRINT@Q+
30,CHR$(145)CHR$(128)CHR$(154)CH
R$(145);
1350 PRINT@Q+63,CHR$(153)CHR$(15
5)CHR$(152);:PRINT@Q+96,CHR$(152
);:RETURN
1360 FORI=1TO1500:TU=RND(9999)
1370 REM MC-10 DELETE LINE1380
1380 IFPEEK(339)=254THEN1400
1390 IFINKEY$=""THENNEXT
1400 RETURN
2000 DATA 135,140,139,143,128,14
3,132,140,136
2010 DATA 129,143,128,128,143,12
8,132,140,136
2020 DATA 142,140,139,131,140,12
9,140,140,140
2030 DATA 140,140,139,140,140,14
3,140,140,136
2040 DATA 143,133,138,140,141,14
2,128,132,136
2050 DATA 143,140,140,140,140,14
3,140,140,140
2060 DATA 143,140,140,143,140,14
3,140,140,140
2070 DATA 142,140,143,128,135,13
6,132,136,128
2080 DATA 143,140,143,143,140,14
3,140,140,140
2090 DATA 143,140,143,140,140,14
3,140,140,140

```

Your 64k CoCo has up to 88k of memory  
 You have 64k of RAM and 24k of ROM  
 Use all of this from BASIC with  
 this machine language program

## PHANTOM



TRILLIUM SYSTEMS

With this you can:-

- Use 32k more data storage
- Chain from program to program
- Use 16 bit Integers
- Dynamically redimension arrays.

Also included, using the PHANTOM, are

PUTIL - A disk utility program

P-INVENT - A RAM based inventory  
 program using 64k of RAM.

Tape or Disk  
 versions  
 U.S. \$29.95ea  
 P&H inc

TRILLIUM SYSTEMS  
 67 King St. East  
 OSHAWA, ONTARIO  
 CANADA L1H 1B4



2100 DATA 135, 140, 139, 143, 140, 143, 140, 128, 140  
 2110 DATA 143, 140, 139, 143, 140, 139, 140, 136  
 2120 DATA 143, 140, 140, 143, 128, 128, 140, 140, 140  
 2130 DATA 143, 140, 139, 143, 128, 143, 140, 140, 136  
 2140 DATA 143, 140, 140, 143, 140, 140, 140, 140, 140  
 2150 DATA 143, 140, 140, 143, 140, 140, 140, 128, 128  
 2160 DATA 143, 140, 140, 143, 132, 143, 140, 140, 140  
 2170 DATA 143, 128, 143, 143, 140, 143, 140, 128, 140  
 2180 DATA 132, 143, 136, 128, 143, 128, 132, 140, 136  
 2190 DATA 140, 141, 142, 128, 133, 138, 140, 140, 136  
 2200 DATA 143, 129, 142, 143, 141, 138, 140, 128, 140  
 2210 DATA 143, 128, 128, 143, 128, 128, 140, 140, 140  
 2220 DATA ,,,,,,,,,,,,,,,,,,,,,,  
 2230 DATA 143, 140, 143, 143, 128, 143, 140, 140, 140

2240 DATA 143, 140, 143, 143, 140, 140, 140, 128, 128  
 2250 DATA 143, 140, 143, 143, 129, 143, 140, 140, 142  
 2260 DATA 143, 140, 143, 143, 141, 138, 140, 128, 140  
 2270 DATA 143, 140, 140, 140, 140, 143, 140, 140, 140  
 2280 DATA 140, 143, 140, 128, 143, 128, 128, 140, 128  
 2290 DATA 143, 128, 143, 143, 128, 143, 140, 140, 140  
 2300 DATA 139, 128, 135, 141, 131, 142, 128, 140, 128  
 2310 DATA ,,,,,,,,,,,,,,,,,,,,,,  
 2320 DATA 139, 128, 135, 132, 143, 136, 128, 140, 128  
 2330 DATA 140, 140, 143, 131, 140, 128, 140, 140, 140  
 2340 DATA 143, 130, 129, 143, 143, 136, 143, 140, 128, 128, 140  
 2350 DATA 143, 139, 128, 143, 143, 136, 139, 143, 140, 128, 132, 140  
 2360 DATA 143, 128, 128, 143, 143, 143, 137, 143, 132, 136, 132, 136  
 2370 DATA 141, 130, 129, 142, 129, 137, 130, 140, 128, 128, 140

## BASIC COMPILER

Create Machine Language Programs from Basic Programs

That's right, with this powerful integer Compiler, called INTBASIC, one can translate Basic programs to Machine Language. Those who do not want to learn Assembly Language can use this utility program to create those fast machine language programs every ambitious programmer dreams of creating. Even fully compliant Assembly Language programmers will find INTBASIC a very valuable utility. INTBASIC was designed specifically to produce efficient 6809 machine code by utilizing the powerful instruction set available.

INTBASIC, developed by WASATCHWARE, features all standard Basic command words including two-dimensional arrays, multiple commands per line and strings. In addition, INTBASIC offers commands that are not available with Color or Extended Color Basic. All 64k of RAM can be used for program storage and/or variable storage, and all 32k of ROM can be accessed within the M.L. program. Compiled programs can be called from a Basic program, thus making interfacing easy.

INTBASIC has many features that some of the lower priced Basic Compilers can't offer. Here are just some of them:  
 -No Disk system is required, although it can run from disk  
 -Extended Color Basic is NOT required  
 -Enables the full 64k of RAM to be used  
 -16k machines can run INTBASIC

In addition, INTBASIC is written in Machine language, not Basic. This means that compile times are very short. How short? INTBASIC can compile a 10 thousand byte Machine Language program in as little as 30 seconds!

Some other reasons to buy INTBASIC

- By converting Basic programs to machine language, program execution times are decreased by a factor of 50!
- Machine Language programs can perform many things that a Basic program cannot do. Unlimited possibilities exist when using machine language.
- Variable storage is efficiently allocated, and therefore large arrays may be used. For example, the integer array A(30000) is allowable on 64k machines.
- More than one program can reside in memory at once. As opposed to Basic which only allows one program at a time in the computer.
- System utility software can be easily developed using INTBASIC.
- Machine language programs that take pages and pages of Assembly Language source to create, can be created with less than a page of a comparable Basic source, when compiled with INTBASIC.
- Versions for 16,32 and 64k computers are all included for the same low price.

DON'T HESITATE...BUT INTBASIC TODAY

Versions for the Color Computer II are available. Please specify computer type (I or II).

TAPE- \$39.95

Utah res. add 5% tax.

Add \$3.00 Shipping & Handling  
 Checks or Money Orders (No C.O.D.)



WASATCHWARE  
 7350 Nutree Drive  
 Salt Lake City, Utah  
 84121  
 Call (801) 943-6263

The

## ORACLE II

The Ultimate CoCo Monitor.



The ORACLE II is not a rehashed monitor program adapted to the CoCo, but a state of the art monitor designed to compliment the CoCo and its unique abilities.

Compare some of our features:

- 64K Compatible - the ORACLE II can relocate itself and its monitor screen above disk basic.
- Single Stepper - a single variable speed stepper that allows you to step both rom and ram.
- Disassembler -
- Graphics Support - allows you to step a program while watching any graphic screen, in any graphic mode, and toggle between the monitor screen and back, with one key.
- ASCII/hex search-up to a 10 byte search.
- Full screen display and editing of memory.
- Over 40 commands.

CoCo disk or tape (both versions included) \$35.95  
 Spectral or FHL Flex version 45.95  
 (+ \$2.00 shipping and handling)



## MICRO MAGIC

P.O. BOX 142, SUMNER, WA 98390  
 (206) 863-8762  
 (24 Hours)



## CORRECTIONS

In "The Arconiax Assignment" on Page 90 of the July issue, the 16K version is just a bit too large to run in a 16K machine. Eric Tilenius tells us that the fix is to type *POKE 25,6:NEW* before loading, then delete Lines 10, 20, 30 and 1590 and change Line 40 to read *CLEAR 600*. You also will need to *POKE 25,6:NEW* before loading the new version.


In "Cooking With CoCo" on Page 170 of the August issue, the schematic diagrams for the EPROM programmer were left out. You can find them in Part III of the series on Page 78 of this issue.



## PARALLEL PRINTER INTERFACE

FOR THE RADIO SHACK COLOR COMPUTER

- \* Runs any parallel printer from the Color Computer serial I/O port.
- \* No hardware modifications or software patches needed. Works with all standard Color Computer commands including graphics.
- \* Switch selectable baud rates from 300 to 9600.
- \* All cables and connectors included.
- \* 1 year warranty.
- \* Most printers supply power at the parallel port. With these printers you may order your interface without the power module.  
(Printers known to require the power module are: Epson, Panasonic, and Mannesman Tally.)
- \* PRICE: Model CCP-2 with modem connector & switch-----\$84.  
Model CCP-1 without modem connector & switch-----\$69.  
Either model without power module deduct-----\$3.  
Shipping costs included in price.  
Michigan residents add 4% sales tax.



### CCP-1 OWNERS

UPGRADE YOUR CCP-1 TO A CCP-2 !!

Send us your CCP-1 plus \$17 ( includes shipping ) we will add the necessary cable and switch.

## BOTEK INSTRUMENTS

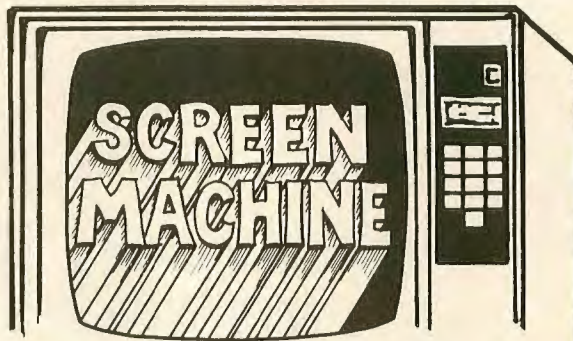
313-739-2910

4949 HAMPSHIRE, UTICA, MICH., 48087

Dealer inquiries invited



see us at PRINCETON



The  
Ultimate!

## RAINBOW SCREEN MACHINE

## SUPER SCREEN MACHINE

- **The Rolls Royce of graphics/text screen enhancers — more screen features than all others combined!**
- Add these features to your computer/program: ML extension of Basic loads on top of 16, 32, or 64K machines to enable easy mixture of **hi-res graphics and text** in your programs. Dense text or large lettering for children, visually impaired or VCR title screens with no programming!
- User definable 224 character set featuring lower case descenders, Greek, cars, tank, planes, etc., completely interfaced with **all keys, commands, and PMODES**. 12 sizes (most colored) from 16 x 8 to 64 x 24. **PRINT @, TAB and comma fields are fully supported.**
- 2 distinct character sets automatically switch for sharpest lettering featuring **underline, subscript, superscript, reverse video, top and bottom scroll protect, double width, colored characters in PMODE 4, and help screen.**
- Simple 2-letter abbreviated commands inside your program or **control key** entry from keyboard, even during program execution!
- Includes demo program, **character generator** program and manual. 16K Ext. Basic required — 32K recommended. **\$29.95 Tape; \$32.95 Disk.**

Screen Machine can be used in games, word processors, utilities, etc. In addition, the custom graphics characters can be used to develop easy, effective hi-res character-graphics programs. The potential is truly unlimited.

Screen Machine can be used to directly create video recorder title screens or large lettering for children or the visually impaired simply by typing.

- **Revolutionary — heralded as the most useful, powerful and versatile state-of-the-art utility ever developed for the Color Computer!**
- All of the features of Screen Machine and more:
- Variable **SMOOTH Scroll** for professional displays, listings, business use.
- Variable volume **KEY Click** (tactile feedback).
- **EDTASM + command** for instant compatibility with cartridge EDTASM
- **Superpatch + command** for instant compatibility with the Superpatch + Editor-assembler
- True **Break key** disable and recognition.
- 10 User Definable commands used to activate your special drivers or subroutine.
- Dynamic **Screen Dump command** for use with Custom Software Engineering's Graphic Screen Print program for simple printer "Snapshots" of your screen even during program execution!
- **The new standard — Upgradeable at any time from previous Rainbow-Writer or Screen Machine purchase.** Return old program, manual, plus cost difference and \$7.00 shipping and handling.
- **Super Screen Machine \$44.95 Tape; \$47.95 Disk.**

Screen Machine is fully interfaced with all keys and commands. Although some Basic programming knowledge is recommended just a few minutes spent studying and referencing your computer's Basic manuals will turn you on to the power of computing with Screen Machine.

Sugar Software No. \_\_\_\_\_  
**Gift Certificate**



Pay to the order of \_\_\_\_\_ available in \_\_\_\_\_  
Amount \_\_\_\_\_ at \_\_\_\_\_  
Menu \_\_\_\_\_ any amount!

A complete catalog of other sweet Sugar Software products is available.

**SUGAR SOFTWARE**  
2153 Leah Lane  
Reynoldsburg, Ohio 43068  
(614) 861-0565



Add \$1.00 per tape for postage and handling. Ohioans add 5.5% sales tax. COD orders are welcome. CIS orders EMAIL to 70405, 1374. Dealer inquiries invited.



# Chips Of All Kinds

By Ed Ellers  
Rainbow Technical Writer

• I have several questions about chips for the CoCo.

1) What is the difference between a 6821 PIA and a 6822 IIA?

2) What is the difference between a SAM chip with a heat sink and one without?

3) Is the 6847 capable of making sprite graphics as in the Commodore 64; if not, is there any way of doing something similar?

4) Where can I buy a 68B09E chip?

Brian Lasher  
Burke, VA

First, the difference between the 6821 and 6822 is the acceptable load on the parallel ports; the 6822 Industrial Interface Adapter is designed for heavier loads. For some reason, the newer CoCo keyboards require a 6822 instead of the 6821 to work reliably. As to the SAM chip, there is no such thing as a SAM with a built-in heat sink; what you are probably thinking of is a SAM chip that has had a heat sink attached. One of our advertisers is selling these as replacements for SAM chips burned out from heat.

The 6847 video generator used in the CoCo does not have sprite graphics capability (which means that objects can be defined and then positioned over the graphics screen easily), but the CoCo's graphics are so fast that similar effects are possible simply by redrawing portions of the graphics screen.

(Ed Ellers, a RAINBOW and PCM staff member, is a self-confessed electronics fanatic whose other interests include science fiction.)

Unfortunately, this must be done in machine language because BASIC has no statements to generate such effects. (You might be interested to know that Apple's new Macintosh doesn't have sprites either; all that fast action is done by redrawing portions of the screen, just as many CoCo programs do.)

Finally, the less common Motorola chips such as the 68B09E can be bought through an industrial electronics distributor that handles the Motorola Semiconductor line; look in the Yellow Pages under "Electronics — Whol & Mfrs," because some distributors advertise in the Yellow Pages over a wide region.

## The 220/120 Connection

• I read with interest the letter from Charles A. Marcotte in the June issue (about operating the CoCo on 220 volt/50 Hz European power lines). Last year I faced the same problem. I wrote a letter to Radio Shack's Customer Service department requesting information. Both the answer I got from them and what you told Mr. Marcotte are misleading. Replacing the CoCo's transformer is not only unnecessary, it is a waste of money. I brought my system to Europe just as I was operating it in the US. The only thing I had to do was purchase a step-down transformer for \$20. I'm now operating a CoCo, one drive, a cassette recorder and a DMP-400 printer on a 300-watt transformer. The system has been operating for seven months with no problems. I know several people here who have different systems,

and all of them are using step-down transformers.

Rodney McDaniel  
APO New York

I still stand by what I said before. A transformer intended for use with a particular product at 60 Hz will operate much less efficiently at 50 Hz; the lost energy shows up as heat, and the transformer is very likely to overheat. The amount of heat will depend on how "over-rated" the transformer is for the device it's in. If you do operate 60 Hz equipment on 50 Hz, keep close watch on the temperature near the power transformer.

## Multi-Pak Problems

• I am really puzzled by a couple of problems related to the Multi-Pak Interface, and I hope you can enlighten me.

Prior to adding the interface, the speed-up POKE (POKE 65495,0) worked properly. Now with the disk controller in slot 4, the speed-up poke will not work. When it is attempted, the screen is filled with garbage and the computer locks up. Removing the interface and plugging the controller directly into the computer still allows the POKE to work.

With the Multi-Pak connected, I notice that when the interface is switched on (with the computer still off) the light on drive 1 goes on. When the computer is turned on, the light goes off and all is normal. What gives?

Hilton Wasserman  
Little Neck, NY

The reason that the high-speed *POKE* doesn't work is probably the big change that the Multi-Pak makes in the way the controller connects to the CoCo. Without the interface, the controller connects directly to the CPU (and I do mean directly; the pins on the cartridge connector run straight to the CPU without any buffering). With the Multi-Pak, there are buffers and slot-selection logic in between, plus the somewhat longer electrical path. Remember that the CoCo is not intended to be operated at high speed (it is a feature of the SAM chip that Radio Shack does not support); the Multi-Pak Interface was designed for normal speed operation only. As for the disk drive light, when you switch on the Multi-Pak its power supply provides power for the controller and cartridges; since the computer is turned off, the address and data lines are not properly terminated and the controller is probably getting false signals.

### What's Under The Hood?

• *Is the new disk drive that Radio Shack sells for the CoCo 2 (in a white case) a 35-track or 40-track drive? I have a 40-track Tandon drive with the J&M controller, and have JDOS both on disk (version 1.06) and in ROM (1.09). When I tried JDOS on two CoCo 2 systems with the new drives, they both worked properly at 40 tracks. Does this*

*mean that the new drive is a 40-track unit and Radio Shack isn't saying anything because Disk BASIC can't handle 40 tracks?*

*Robert Sloan  
Johnstown, PA*

Yes, it's true that the new drives are capable of 40-track operation; it's also true that Disk BASIC is designed for use with the old 35-track drives. The new CoCo drives are made by Texas Peripherals, a joint venture of Tandy and Datapoint, and are the same as the drives sold for the Model 4. (In fact, a new drive that one of my colleagues here at THE RAINBOW bought had a Model I/III/4 drive label on the front instead of the CoCo drive nameplate!) These drives are very similar to Tandon drives and are capable of the same 6-ms step rate. Radio Shack is following its usual policy of advertising only what its products can do with the software that they offer. They didn't mention the CoCo's 64K capability until OS-9 came out because none of their software used 64K; they advertised the Model I's drives for a long time as 35-track single-density even though nearly all the drives they sold were made for double density, and many were 40-track. This practice is in sharp contrast to that of companies who talk about products and features that aren't out yet or aren't available from them.

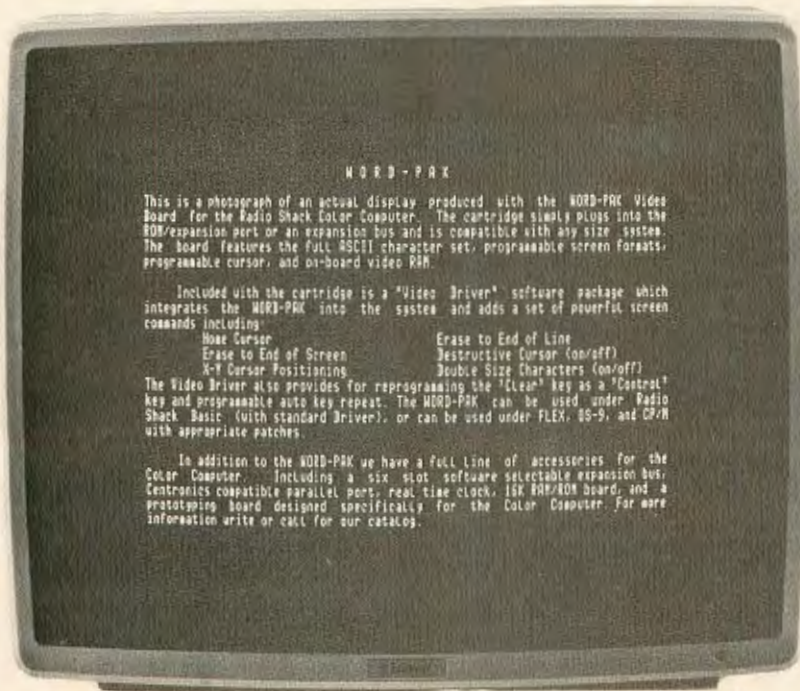
### Which Drive Is Which?

• *I have a Radio Shack drive 0 and a Tandon drive 1. Will you please tell me what I need to do to reverse them (use the Tandon as drive 0 and the Radio Shack drive as 1)?*

*Bob Owen  
Wilmington, NC*

If you bought the Radio Shack drive as drive 0 (with a cable and controller), you should be using it as drive 1! Just switch them around; hook up the Tandon as the left-hand drive and the Radio Shack as the right hand drive. That's all you need to do. The reason is that a drive 0 unit contains a special resistor pack that terminates the control lines. The drive with the resistors installed should be the last drive on the cable (drive 1 in a two-drive system) so as to terminate after the other drives and not before. With the short distance between drives in the CoCo, this is not critical. The selection of which drive corresponds to which device number is made by removing pins from the drive cable (at the factory); this is arranged so that when the drive select signal goes out it is received only by the drive it is intended for. Unlike some other systems, with the CoCo, the drives themselves play no role in the drive selection process.

## A PICTURE IS WORTH . . .



**PJ inc.**  
P.O. BOX 813  
N. Bergen, N.J. 07047  
(201) 330-1898

# CoCo Community

We have compiled a list of Color Computer Clubs because of the many requests we have received. CoCo Clubs may wish to exchange newsletters, share ideas for topics of discussion at monthly meetings, etc.

Please let us know if we have omitted any clubs and send us complete, up-to-date addresses. Only those clubs which have signed our "agreement form" will appear in this listing of CoCo Clubs. Also, please notify us if you wish to add or delete any names on this list. Send your information to:

CoCo Clubs  
THE RAINBOW  
9529 U.S. Highway 42  
P.O. Box 385  
Prospect, KY 40059

## ALABAMA

Birmingham Alabama Color Computer Club, Robert Matthews, 1725 14th Ave. S., Birmingham, 35205, (205) 933-0887

Huntsville Color-80 Users Group, Randy Niemann, 1011 Versailles Dr., S.E., Huntsville, 35803, (205) 882-2485

## ALASKA

Alaska Color Computer Users' Group, Rick McDannel, 430C Beluga Ave., Ft. Richardson, 99505, (907) 428-0392

## ARIZONA

Tucson Color Computer Club, William H. Nunn, 6857 A Lighting Circle #22, Tucson, 85708

## ARKANSAS

Central Arkansas CoCo Club, Melinda Braslovsky, 1203 Erving Rdg., LP Cabot, 72023, (501) 982-8854

## CALIFORNIA

CoCo Nutz Computer Club, Walter V. Seay, 68-461 Highway 86, Thermal, 92274, (619) 397-4252

Citrus Color Computer Club, Joseph Kohn, P.O. Box 6991, San Bernardino, 92412, (714) 792-8721

Joe Bennett, 1169 Florida Street, Imperial Beach, 92023, (474-6213)

The Davis CoCoNuts, Adam Sherman, 1818 Haussler Dr., Davis, 95616, (916) 758-3195

Local Color—A CoCo Club of San Francisco, Andrew G. Kieval, P.O. Box 421242, San Francisco, 94142

Color America Users Group, Mark Randall, 2227 Canyon Rd., Arcadia, 91006, (213) 355-6111

Los Angeles-Wilshire Color Computer Users' Group, c/o Norm Wolfe, 269 S. Lafayette Park Pl., Los Angeles, 90057

Sacramento Color Computer Club, Wayne Chrisope, P.O. Box 9, Elverta, 95626

Sacramento CoCo Club, Charles Doughty, Box 60511, Sacramento, 95860

San Joaquin CoCo Club, Steven Paul Moreno, P.O. Box 99024, Stockton, 95209, (209) 951-3938

Salinas Color Computer Club, Larry Livingston, 501 Monterey Highway, Salinas, 93908, (408) 484-9697

Silicon Valley Color Computer Club, Shawn Jipp, P.O. Box 61593, Sunnyvale, 94088, (408) 749-1947

South Bay Color Computer Club, Karen Schlotzhauer, 2545 W. 255th Place, Torrance, 90505, (213) 539-2439

Ventura County Color Computer Club (VC4), c/o Pete Lydall, Oxnard Public Library, 214 "C" Street, Oxnard, 93030, (805) 984-1842 or DATA (805) 984-1842

## COLORADO

Lowry Microcomputer Club/CoCo Users' Group, Jerry D. Surritte, 2249 Moline St., Aurora, 80010, (303) 343-3273

## FLORIDA

Broward CoCo Club, Sue Spahn, 11950 N.W. 29th Manor, Sunrise, 33582, (305) 741-4737

C.C. Club of Sarasota, Ernie Bontrager, 4047 Bee Ridge Rd., Sarasota, 33582, (813) 921-7510

Jacksonville Color Computer Club, William H. Brown III, 2411 Hirsch Ave., Jacksonville, 32216, (904) 721-0282

Northwest Florida CoCo Nuts, William N. Lamb, P.O. Box 1032, Fort Walton Beach, 32549, (904) 244-5281

## ILLINOIS

Cook County Color Computer Club, Tim Powers, 1633 Fifth Ave., Chicago Heights, 60411, (312) 747-7062

Glenside Color Computer Club, Chuck Roberg, 521 Canyon, Carol Stream, 60188, (312) 690-9374

Motorola Microcomputer Club, Steve Adler, 1301 Algonquin Rd., Schaumburg, 60196, (312) 576-3044

Northern Illinois Color Computer Club, 580 Milton Lane, Hoffman Estates, 60194, (312) 885-2573

Town & Country CoCo, 5461 S. Kenwood, Chicago, (312) 493-3748

## INDIANA

Indy Color Computer Club, Mike Davis, P.O. Box 68702, Indianapolis, 46268, (317) 257-3300

Southern Indiana Computer Club, Route 1, Box 459, Mitchell, 47446

Three Rivers Users Group, Russ Garner, 533 Villa Park Ct., Fort Wayne, 46808

## IOWA

Iowa City TRS-80 Users Group, Susan Chapler, R.R. 6, The Woods, Iowa City, 52240, (319) 351-5959

Metro Area Color Computer Club, K.L. Knudtson, 3324 11th Ave., Council Bluffs, 51501

## KANSAS

Kansas City CoCo Club, Mike Allinder, P.O. Box 11192, Kansas City, 66111, (913) 287-1904

Topeka Color Computer Club, Kevin Cronister, 2224 Hope, Topeka, 66614, (913) 272-1353

Walnut Valley C.C. Users Club, David Anderson, 1212 E. 4th St., Winfield, 67156, (316) 221-0040

## KENTUCKY

LOCO-COCO, Mike Standefler, 3141 Doreen Way, Louisville, 40220, (502) 458-6690

## LOUISIANA

Cajun CoCo Club, Bob Hoevel, 104 Karen St., New Iberia, 70560, (318) 365-7706

Red Stick Color Computer Club, Gary Cash, 8929 Metairie Drive, Baton Rouge, 70810, (504) 293-7799

## MASSACHUSETTS

Greater Boston Super Color Users Group, Robert Biamonte, 6 Boulder Drive, Burlington, 01803

New England C.C. Users Group, Christopher E. Sweet, P.O. Box 255, Harvard, 01451, (617) 456-8291

Massachusetts CoCo Club, Jason Rahaim, Spring St., Lunenburg, 01462, (617) 582-6514

6809'ers, Paris Nepus, 93 Grochmal Ave., #90, Springfield, 01151, (413) 732-6633

## MICHIGAN

Greg Miller, P.O. Box 365, Haslett

Midland C.C. Club, Neil Drake, 709 Coolidge, Midland, 48640, (517) 631-2939

Michiana CoCo Club, Clay Howe, 310 S. Jefferson St., Sturgis, 49091, (616) 651-4248

Petoskey Area CoCo Club (PAC<sup>3</sup>), Dennis Hoshield, 670 Liegl Drive, Alanson, 49706, (616) 347-0607

## MISSISSIPPI

Singing River C.C. Club, Henry Nielsen, 9001 Gray Ave., Ocean Spring, 39564

## MISSOURI

Mid-America Color Computer User's Group, Jerry Morgon, 807 Ponca Drive, Independence, 64056, (816) 796-5813

North County 80 Group, Tom Vogel, 12 Ville Donna Ct., Hazelwood, 63042, (314) 739-4078

## MONTANA

Billings C.C. Club, Jayne Kenyon, 4306 Phillip, Billings, 59101

## NEW JERSEY

Bug 80 Users' Group, George R. Miller, Jr., Box 62, Glen Gardner, 08826

Loco CoCo Club, Bud Lavin, 73B Wavercrest Ave., Winfield Park, 07036

## NEW MEXICO

Chaves County Color Computer Club, Lee Mitchell, 1102 Melrose Drive, Roswell, 88201, (505) 623-0789

## NEW YORK

Adirondack CoCo Club, Bill Edwards, Box 365, Bolton Landing, 12814, (518) 644-9927

Broome CoCo Club, Bucky Helmer, 57 Front St., Binghamton, 13905

C.C. Club of Central N.Y., Joseph Short, 248 S. Fourth Ave., Ilion, 11357, (315) 895-7730

Kings Byte CoCo Club, Morty Libowitz, 1063 East 84th St., Brooklyn, 11236, (212) 763-4233

Local CoCo, Charles Martin, P.O. Box 901, Bellmore, 11710

Queensboro Color Computer Club, Bob Rosen, Springfield Blvd. & 56th Ave., Bayside, 11364, (212) 631-6233

#### NORTH CAROLINA

TRS-80 Users' Group of Charlotte, Jason Foodman, 240 Medearis Dr., Charlotte, 28211

Raleigh Color Computer Club, David Roper, P.O. Box 681, Garner, 27529

#### OHIO

CoCo Club of Youngstown, Timothy McFadden, P.O. Box 478, Canfield, 44406, (216) 788-4218

Columbus & Central Ohio Color Computer Club, D.E. Sparrow, 19 E.N. Broadway, Columbus, 43214, (614) 268-5366

Cincinnati TRS-80 Users Group, R.A. White, 44 Dow Court, Fairfield, 45014

Dayton Area Color Computer Users Group, David R. Barr, 2278 Yorkshire Pl., Kettering, 45419, (513) 293-2228

Dayton CoCo Users' Group, Joseph P. Evans, 609 Applehill Dr., W. Carrollton, 45449

Miami Valley CoCo Club, R. Douglas Wales, 2065 Le Feure Rd., Troy, 45373

M.U.G. of CoCo—Middletown Users Group, James Carr, Middletown, 45042, (513) 424-6905

Northeastern Ohio (N.E.O.) CoCo Club, Tony Rugue, 527 Malvern Drive, Painsville, 44077, (216) 354-2736

The Cleveland CoConuts, Paul Selig, 20734, Stanford Ave., Fairview Park, 44126, 333-2920

#### OREGON

Willamette Valley CoCo Users, Brian James, P.O. Box 11468, Eugene, 97440, (503) 687-9286

#### PENNSYLVANIA

Capital Area TRS-80 Users Group, David Morrow, 340 Lewisberry Rd., New Cumberland, 17070, BBS (717) 774-6543

HUG-A-CoCo, George Lurie, 2012 Mill Plain Court, Harrisburg, 17110, (717) 657-2789

Penn-Jersey Color Computer Club, P.O. Box 2742, Lehigh Valley, 18001

Pittsburgh Color Group, William Tucker, P.O. Box 351, West Mifflin, 15122, (412) 466-3078

#### RHODE ISLAND

New England CoCo Nuts, P.O. Box 6604, Providence, 02940

#### SOUTH CAROLINA

Hilton Head Island CoCo Club, Kevin Clark, P.O. Box 6187, Hilton Head Island, 29928, (803) 785-9630

Metropolitan Greenville CoCo Club, Ed Lowe, P.O. Box 6, Gray Court, 29645, (803) 876-3928

Midlands 80 Computer Club, Tommy Sanders, P.O. Box 7594, Columbia, 29202, BBS (803) 755-3414

Spartanburg County CoCo Club, Dennis Shattuck, 473 Royal Oak Drive, Spartanburg, 29302, (803) 583-3017

#### TENNESSEE

Chattanooga CoCo Club, Jim Perkins/Jim Cox, P.O. Box 9825, Chattanooga, 37412, (615) 870-2439

Memphis Color Computer Users' Group, Ben Barton, 4903 Warrington Rd., Memphis, 38118, (901) 795-7075 or 362-5945

#### TEXAS

B/CS Color Computer Users' Group, Dale Cuthbertson, 1812 Michael Lane, Bryan, 77801, (409) 822-0731

CoCo User Group, David Karam, 1809 Dexter, Austin, 78704, (512) 442-6317

Deer Park Color Computer Club, Donald Burr, 4314 W. Grant, Deer Park, 77536, (713) 479-5313

International Color Computer Club, Inc., Ronald L. Garrett, 2101 East Main Street, Henderson, 75652, (214) 657-7834

#### UTAH

Ogden CoCo, Kathy Rush, 4535 S. 2600 W. Roy, Ogden, 84067

Small Computers Users Assoc. of Utah, Eldon Griffiths, 3828 S. Bills Dr., West Valley City, 84120

#### VIRGINIA

Central Virginia Color Computer Club, Lane Lester,

413 Woodland Circle, Lynchburg, 24502, (804) 237-4188

D.C./N. Va. C.C. Club, Jack Darling, 43 Donovan Dr., Alexandria, 22306, (703) 780-6159

Northern Virginia C.C. Club, Logan McMinn, 6048 Belleview Dr., Apt. 1, Falls Church, 22041

#### WASHINGTON

Northwest Computer Club, Judy Gehman, E. 14012 Cataldo, Spokane, 99216, (509) 928-2169

#### WEST VIRGINIA

Blennerhassett CoCo Club, David Greathouse, Rt. 9, Box 119, Parkersburg, 26101

Kanawha Valley Personal Computer Club, Robert L. Vaughn, 1223 Ridge Drive, S. Charleston, 25309, B.B.S. (304) 925-3338 or B.B.S. (304) 345-8280

Mtn. State CoCo Users Group, Donald G. Barber, Jr., P.O. Box 1084, Morgantown 26507, (304) 599-4493

Mil-O-Bar C.C. Club, Jim Lemaster, Ona, 25545, (304) 743-4752

West Virginia Color Computer Club, William Mucklow, 949 Baier Street, St. Albans, 25177, (304) 727-6764

#### WISCONSIN

CoCo-MUG, Tom Fandre, P.O. Box 10152, Milwaukee, 53210, (414) 542-0600

Southern Wisconsin CoCo Club, David C. Buehn, P.O. Box 411, Twin Lakes, 53181

#### CANADA

##### ALBERTA

Calgary Color Computer Club, David Logan, 151 Whitelock Place N.E., Calgary, T1Y 4S7

Medley Computer and Electronics Club, P.O. Box 1267, Medley, T4A 2M0

##### NEW BRUNSWICK

Color Computer Moncton Users Group (CoCo MUG), Leo Allain, 91 Woodland Drive, Moncton, E1E 3C4

##### BRITISH COLUMBIA

North Island CoCo Club, Brian Marshall, P.O. Box 1740, Port Hardy, B.C., V0N 2P0

##### NEWFOUNDLAND

Avalon CoCo Club, A.R. Thompson, 10 Foran Street, St. John's, A1E 4G1

##### NOVA SCOTIA

Halifax Dartmouth CoCo Users Group, P.O. Box 572, Dartmouth, B2Y 3Y9, (902) 469-3656

##### ONTARIO

International Adventurer's Club, Maurice Dow, 84 Camberley Cres., Brampton, L6V 3A4

K-W C.C. Club, Peter Karwowski, 23 Hudson Crescent, Kitchener, N2B 2V7

London CoCo Nuts Computer Club, Harry K. Boyce, 180 Concord Road, London, N6G 3H8, (519) 472-7706

Meadowvale Color Computer Club, Howard Porter, P.O. Box 186, Streetsville, Mississauga, L5M 2B8

Niagara Regional CoCo Club, Harry VanDyke, 7707 Jubilee Drive, Niagara Falls, L2G 7J3

##### QUEBEC

Montreal TRS-80 Users Group, Jacobus P.C. Bagchus, 1176 Phillips Place, Suite 201, Montreal, H3B 3C8, (514) 861-3488

South Shore CoCo Club, Jacques Bedard, 33 Lisilre, St-Constant, P.Q., J0L 1X0

##### SASKATCHEWAN

Regina Color Computer Club, Georges Glass, 26 Tweedsmuir Bay, Regina, S4X 2B1, (306) 949-3942

Saskatoon Color Computer Club, Guy Tomashewski, 415-423 Pendygrasse Rd., Saskatoon, S7M 4Z2

##### AUSTRALIA

Blacktown City Colour Computer Users Group, Keith Gallagher, 27 Alford St., Blacktown, New South Wales, 2148

CoCo Colytees of Colyton, Dwayne Manson, P.O. Box 506, St. Marys, New South Wales, 2760

##### MEXICO

Mexico City Color Computer Club, Marcelo Luft, Laja #232, 01900 Mexico D.F., Mexico City, 5-68-78-75

#### WEST GERMANY

First CoCo Club Hamburg, Theis Klauberg, 2000 Hamburg 62, Bultenmoor 43

## new clubs

#### Editor:

The CoCo SIG of the Wiregrass Micro Computer Society meets twice monthly in the Fort Rucker, (Southeast) Ala. area. We represent all ages and interests. Visitors are welcome. Write: WMCS CoCo SIG, c/o Division of Computer Science, Enterprise State Junior College, P.O. Box 1300, Enterprise, Ala. 36330, (205) 393-3821.

*George Huntley  
Ozark, AL*

A friend and I are interested in forming a CoCo Club in the Wilmington, area.

Anyone interested in joining such a group would be more than welcome. Call (302) 994-4171. We welcome suggestions.

*Kenneth C. Pierce  
Wilmington, DE*

I would like to know if anyone in the Ft. Pierce/St. Lucie area would be interested in starting a Color Computer Club. If so call (305) 464-3257 or 456-8045 or write 1909 Royal Palm Dr., 33450.

*David Allan  
Ft. Pierce, FL*

I am interested in forming a CoCo club for the Central Florida area.

If anyone is interested, please contact (305) 846-1828 or write 1326 Lester Dr., 32741.

*James W. Andrews  
Kissimmee, FL*

The Toccoa Micro-Computer Society meets the first and third Tuesdays at Toccoa Stephens County Library. If you have any questions or would like to join, call Terry at (404) 779-3472 or Steve at (404) 886-9718.

*Terry Fleming  
Eastanollee, GA*

The Atlanta Area Color Users Group has been in existence for three years and meets 10 months a year at the Nach Middle School in Smyrna, Ga. Meetings begin at 7 p.m. and there are no dues at present. For more information call Gary at 949-0369, Lee at 373-3216 or CBBS 378-4410.

*Gary McConville  
Douglasville, GA*

I'd like to start a Pen-Pal Club for those of us who don't have a CoCo Club in our community. The club will have it's own BBS for those of us with modems, and will run on a CoCo with two drives, a micro-connection modem, and a LPVII. The club will also have a large selection software library for members only.

For more information please write to me at 20 Highland Dr., 03458. Enclose a small donation to cover the postage fees (any

amount you see fit), and also list what your CoCo consists of (like the peripherals you own) and the things you like doing with your CoCo.

*Eric Wilson  
Peterborough, NH*

If there are any CoCo owners in the Treasure Valley area, contact me at 920 9th Ave. South 83651.

*Darly Judd  
Nampa, ID*

A CoCo Club is now being formed in the Sterling/Rock Falls area of N.W. Illinois. Write: CoCo, P.O. Box 187, 61071.

*Rod Brown  
Rock Falls, IL*

We are happy to announce the formation of the Las Vegas Color Computer Users Group. Meetings are held on the first Saturday and third Sunday of the month at 4 p.m. We are interested in helping beginners as well as advanced users. For more information call 451-0991 or write 4775 S. Topaz #69, 89121

*Robert Petersen  
Las Vegas, NV*

HUG-A-COCO meets every second Wednesday in the Motorola Office Building, 3540 N. Progress Ave., at 7 p.m. (for approximately two hours). There are no dues at this time. All visitors are welcome. For more information call 657-2789.

*George Lurie  
Harrisburg, PA*

We are forming a TRS-80 Color Computer Users Group in the Westerly, R.I. area. At present we are meeting at the YMCA every other Tuesday from 7 to 9:30 p.m. For further information call 596-0957 or 596-1485.

*Donald L. Campbell  
Westerly, RI*

I am trying to form a CoCo users club in the Fredericksburg area. Anyone interested call (703) 373-3242 or 373-8026. Any age welcome.

*Stuart Brooks  
Falmouth, VA*

I am starting a CoCo Users Group in the Beckley area. Anyone interested in joining can call (304) 252-5021 or write Rt. 2 Box 76-C, 25801.

*Greg Reed  
Beckley, WV*

We have just formed the *Pro-Color-File* National Users' Group. The purpose of our group is to exchange information related to *Pro-Color-File* and its many varied uses, hints and tips on how to use the system efficiently and details as to any user developed enhancements.

We currently have in our library a complete database of all articles containing program listings which have been published in computer magazines such as *THE RAINBOW*, and many of the programs included in the CompuServe Color SIG. We communicate among members either directly (regular or

E-mail) or through our quarterly newsletter. Dues are \$10 per year which includes all benefits.

Interested individuals should forward a S.A.S.E. to *Pro-Color-File* National Users Group, 12851 W. Balboa Dr., 53151.

*Jorge Mir  
New Berlin, WI*

I'd like to start a Kids' Club in Hales Corners, Wis. area for CoCo users. Please call me at (414) 425-2824 or write 10163 W. Forest Home #205, 53130.

*Garrett Rud  
Hales Corners, WI*

I enjoy my 16K CoCo, but I can't find anyone in the Kingston Area to trade ideas with. Anyone interested please call me at 389-0467. I really enjoy this magazine and especially liked your *Rockfest* program. Keep up the good work!

*Kanti Dinda  
Kingston, Ontario*

We would like to announce the name change of the Los Angeles Color Computer Users Group to Color America Users Group. We are a non-profit organization dedicated to helping Color Computerists learn more about their computers.

We currently have over 300 members. Our meetings feature guest speakers, Q & A sessions, special interest groups and software vendors.

Color America has a BBS for modem users with dozens of CoCo programs for download and a unique online interactive story.

The BBS may be reached at (818) 334-2864. Also available is a lending library of hardware, software and books.

Color Computer owners residing in Los Angeles or Orange counties can call (818) 331-7903 to receive a free newsletter. Color America would also like to exchange newsletters and public domain software with other users groups.

*Mark Randall  
Arcadia, CA*

We would like to announce a color computer club in Southern Ill. The CoCo CUPS meet every other Thursday at 7 p.m. at the Erma Hays Center in Carbondale, Ill. Anyone interested should contact Mark Beal (618)867-2771 or Charles Thome (618) 996-22697.

*Charles Thome  
Creal Springs, IL*

Please list the existence of a CoCo users group in New Hampshire. The Club is another pen-pal service for those who do not have a club in their community. Those who are interested can write to me for more information. The club will feature its own BBS and much more. Also include your name, address and 25 cents for postage fee. Write to: 20 Highland Dr., 03458/

*Eric Wilson  
Peterborough, NH*

The Lockport Color Computer Club meets the third Thursday of every month.

We encourage anyone interested to write to: LCCC, 6721 E. High St., 14094 or call (716) 434-3726.

*Mike Salisbury  
Lockport, NY*

The Garden State Color Computer Users Group meets the fourth Friday of every month from 8 to 10 p.m. on the first floor of the Hill Center Building, Busch campus, Rutgers University. For more information and to verify meeting times and location, write to me at the following address: 5 North 20th Ave., 08835.

The Stargate One CoCo BBS is on-line 24 hours a day, seven days a week at 300/1200 Baud. The BBS is run on a 64K TRS-80 and the software being used is a modified Colorama BBS. Information on the Garden State CoCo Users Group, public domain programs, and other downloads is available to users. Access it by calling (201) 725-5028.

*Darren Nye  
Manville, NJ*

We have recently organized a Color Computer club/users group. Piedmont Area Color Computer Club meets on the second and fourth Wednesdays of each month. Anyone wanting information on joining us, please write: P.O. Box 340, 27201, or call (919) 227-9669.

*Buster Frafford  
Alamance, NC*

We would like to announce the formation of the Westmoreland Area Color Computer Operators Club (WACCO), serving Westmoreland County. The club meets to exchange information, learn graphics, and demonstrate how to take full advantage of the CoCo. We welcome all fellow WACCO's to join this non-dues club. If interested, please write to: Rd. 1, Box 240aa, 15672 or call (412) 925-1914.

*David Chess  
New Stanton, PA*

I would like to announce the formation of the Green Bay Color Computer Club. We are in the organizational phase of development. Anyone interested should contact me at 825 William Charles Court, Apt. 3, 54304.

*Terry J. Collebrusco  
Green Bay, WI*

I am now stationed in Ansbach, West Germany and would like to get in touch with other CoCo users in Germany. Other users groups can contact me by phone — West Germany — 09803-847 or write me at: E Co., 501 Avn. Bn., Box 1563.

*CW3 Robert Klase  
APO N.Y. 09326*

I am interested in finding people in Canada (particularly around Winsor and Chateau) to share ideas with. I really enjoyed the November 1983 issue about data communications but it is a little expensive to phone over to the states all the time. I can be reached at 682-0391 or write: 15 Mable St., NOP 2L0.

*Chuck Mizzi  
Tilbury, Ontario*



# HI — RESOLUTION SCREEN UTILITY

**HI-RES SCREEN UTILITY**  
 Features: Double Height Characters  
 On Screen UNDERLINING  
 Bell Character Tone generator  
 Switchable Full Screen Reverse Video  
 True Upper & Lower case character set  
 Reverse Video Highlighting  
 Programmable Line Lengths From 28 to 255 characters  
 28 Characters per line  
 32 Characters per line  
 36 Characters per line  
 42 Characters per line  
 51 Characters per line  
 64 Characters per line  
 Line lengths of 85, 128 & 255 are unreadable but can be very useful for seeing display layouts  
 All Functions are easily programmable thru BASIC  
 Fully BASIC COMPATIBLE including CLS & PRINT &

- FULLY BASIC COMPATIBLE
- DISPLAY FORMATS OF 28 to 255 CHARACTERS PER LINE
- FULL 96 UPPER LOWER CASE CHARACTERS
- MIXED GRAPHICS & TEXT OR SEPARATE GRAPHIC & TEXT SCREENS
- INDIVIDUAL CHARACTER HIGHLIGHTING
- REVERSE CHARACTER HIGHLIGHT MODE
- WRITTEN IN FAST MACHINE LANGUAGE
- AUTOMATIC RELOCATES TO TOP OF 16 32K
- AUTOMATICALLY SUPPORTS 64K of RAM WITH RESET CONTROL
- REVERSE SCREEN
- ON SCREEN UNDERLINE
- DOUBLE SIZE CHARACTERS
- ERASE TO END OF LINE
- ERASE TO END OF SCREEN
- HOME CURSOR
- BELL TONE CHARACTER
- HOME CURSOR & CLEAR SCREEN
- REQUIRES ONLY 2K OF RAM
- COMPATIBLE WITH ALL TAPE & DISK SYSTEMS

## \$19.95



## INTRODUCING TEXTPRO III



"The Professionals" Word Processing System

- 9 Hi-Resolution Display Formats: from 28 to 255 Columns by 24 lines
- True Upper/Lower Case Display
- Three Programmable Headers
- Programmable Footer
- Automatic Footnote System
- Automatic Memory Sense 16-64K
- Up to 48K of Workspace on 64K
- 10 Programmable Tab Stops
- 7 Tab Function Commands
- Automatic Justification
- On Screen Underlining and Double Size Characters
- Change Formatting at Any Time
- Edit Files Larger Than Memory
- Compatible with All Printers
- Easily Imbed Any Number of Format and Control Codes
- Typist Friendly Line and Command Format Entry
- Automatic Key Repeat

TEXTPRO III is the most advanced Text Editing and Word Processing System available for the Color Computer. One of the reasons for this is, Textpro works in a totally different way than the other Color Computer Word Processing programs. It uses simple 2 character abbreviations of words or phrases for commands. These commands are used at the beginning of a line and are preceded by a "." period. Several commands can be chained together on the same line for ease of use. Thru these commands you tell the Word Processor how you want the margins set, line length, indenting information, and so on. You can change the way you want a document formatted at any point in the document. You also have the freedom to write without worrying about how long the line is or where the margins are and so on. The Word Processor automatically takes words from one line to the next and fills out the printed line to the desired length. You can even use the command to Input Text from the Keyboard while a document is being processed, and use that information to change the formatting or enter any other valid text Processor command. With this kind of flexibility and an extensive set of commands and functions available, its no wonder that TEXTPRO III is the most advanced Word Processing System.

5566 Ricochet Avenue  
Las Vegas, Nevada 89110

### Screen Formatting

Textpro III has 9 Hi-Resolution Upper/Lower case display formats available, from 28 to 255 characters per line by 24 lines. You also have advanced screen commands such as double size characters and on screen underlining. You can also use the standard 32 by 16 display for systems having lower case hardware kits installed. The display defaults to a 51 by 24 format that is easily switched to any other format available. Along with the Hi-Resolution screen we added automatic repeating keys "Typomatic." The rate is fully adjustable from ultra fast to super slow or can be turned off entirely for your convenience.

### 64K Support

Textpro III fully supports the use of 64K on the Color Computer. It has fast automatic memory sensing and configures itself accordingly. Textpro III does not require Extended Basic or Flex to take full advantage of a 64K RAM system. On a 64K Disk System there is over 64K of workspace available and files larger than memory are fully supported. Tape based systems have up to 48K available for workspace.

### Text Editor

Textpro III has a full featured, line oriented screen editor. It supports single or multiple line copy and move, global or local search and replace of any character string, character insert and delete, block delete, adjustable speed automatic key repeat, single and automatic line edit, programmable underline and double width control coded, change screen background color and line lengths, automatic line numbering, line resequencer, and insert and delete line numbers.

### Disk & Tape I/O

Textpro III uses fully compatible ASCII formatted files that do not have to be converted like some of the other Word Processing Systems. It will load, save and verify basic ASCII formatted tape files. The disk version supports Load, Save, Directory, Kill, Append, Text Process file from Disk, Roll part of file to disk and get next portion of file from disk.

DISK \$59.95

TAPE \$49.95

### Standard Commands

Textpro III features a whole host of Document Formatting commands. The setup command section includes: Line Length, Top, Left, and Bottom Margins, Page Length, Page Numbering on/off and Automatic Word Fill and Justification on/off.

Some of the vertical control features include: test for number of lines left on the page, skip to next page, set page number, wait at top of page, single and multi line spacing, and skip blank lines.

Textpro III features 3 programmable header lines that can be centered, left or right justified. It also has one programmable footer line. 3 commands for continues, single and paragraph indenting, center text, underline and double width print commands.

### Footnotes and Special Commands

Some of the special features allow imbedded control codes to access intelligent printer features like: superscript, subscript, change type font and even graphics. You can even imbed control codes within justified text. There is a command that automatically places footnotes at the bottom of the page, which can be very handy for term papers, etc. Another command allows you to display a message on the screen and input text from the keyboard. This text is then printed as if it has been part of the original text, thus you can produce things like a personalized form letter. There is also a repeat command that allows you to repeat an entire document or a part of one as many times as needed up to 255 times. This can be used to produce mailing labels or combined with the previous command to produce a selected number of personalized form letters.

### Tab Functions

Textpro III features an elaborate system of tab commands for complete control over column formatting. There are 10 programmable tab stops that can be defined or re-defined at any time in the text file. They can be used with the following tab commands: Center Over Tab Column, Right Justify to Tab Column, Decimal Align Over Tab Column, Left Justify to Tab Column (Normal Tab) and Horizontal Tab. Tab functions may also be used with a numeric tab column position for maximum flexibility. You can also define the Tab Fill Character to any printable character to fill in the blanks with dots, dashes, etc.

All Orders Shipped From Stock  
Add \$2.50 Postage

**CER  
COMP**  
(702) 452-0632

# PARALLEL PRINTER INTERFACE

WORKS WITH ALL STANDARD  
PARALLEL PRINTERS

**\$59.95**

MODEL 1  
(with modem connector  
and switch)

without power module-----\$54.95

**\$49.95**


MODEL 2  
(without modem connector  
and switch)

without power module-----\$45.95

MODEM-PRINTER  
SWITCH

Built-in  
Modem Connector  
same pinout as  
Color Computer  
serial I/O port

SWITCH SELECTABLE  
BAUD RATES FROM  
300 TO 9600



COMPUTER  
CONNECTOR

Printer Connector  
highest quality  
with metal shell  
and gold contacts

Power Supply  
not needed with  
Gemini and C-Itch  
printers

ADD 3.00 FOR SHIPPING AND HANDLING

## PRINTERS

- \* C-ITOH 8510AP PROWRITER----- 329  
10" carriage
- \* C-ITOH 1550P PROWRITER 2----- 510  
15" carriage
- \* C-ITOH 8510BPI----- 389  
switch selectable between  
IBM compatible or Prowriter  
compatible
- \* C-ITOH 8510SP----- 435  
new!! 180 cps.
- \* C-ITOH 8510SCP----- 499  
new!! 180 cps. color printer
- \* GEMINI 10X----- 275
- \* GEMINI 15X----- 399
- \* DELTA 10X----- 415

PLUS SHIPPING

### SPECIAL SYSTEM PRICE !!

When a printer and the TRI-TECH  
Interface are purchased at the same  
time you may deduct \$10 from the  
system price.

## SPECIAL OF THE MONTH

### COMPLETE DRIVE 0 SYSTEMS

- \* J&M DISK CONTROLLER  
(JDOS or RSDOS)
- \* DUAL DRIVE CASE AND  
POWER SUPPLY
- \* DUAL DRIVE CABLE
- \* COMPREHENSIVE USERS  
MANUAL

PLUS YOUR CHOICE OF ONE OF  
THE FOLLOWING DISK DRIVES.

TEAC FD54A DISK DRIVE	TEAC FD55B DISK DRIVE	TEAC FD55F DISK DRIVE
<b>\$299</b>	<b>\$369</b>	<b>\$399</b>
WITH 2 DRIVES <b>\$409</b>	WITH 2 DRIVES <b>\$539</b>	WITH 2 DRIVES <b>\$599</b>

Plus shipping

EFFECTIVE THRU SEPTEMBER 30, 1984

## DISK DRIVES

- TEAC FD54A DISK DRIVE----- 119  
single sided, half height,  
40 track, 180K bytes.
- TEAC FD55B DISK DRIVE----- 179  
double sided, half height,  
40 track, 360K bytes.
- TEAC FD55F DISK DRIVE----- 209  
double sided, half height,  
80 track, 720K bytes.
- TANDON TM100-1 DISK DRIVE---- 179  
single sided, full size,  
40 track, 180K bytes.
- TANDON TM100-2 DISK DRIVE---- 209  
double sided, full size,  
40 track, 360K bytes.
- J&M DISK CONTROLLER----- 129  
your choice: JDOS or RSDOS ROM  
(totally Radio Shack compatible  
with RSDOS ROM)
- DUAL DRIVE CASE AND  
POWER SUPPLY----- 59
- DUAL DRIVE CABLE----- 23

PLUS SHIPPING

# TRI-TECH ELECTRONICS

P.O. BOX 8100 ROCHESTER, MI. 48308

313 254-4242

# RAINBOW TECH



<b>Downloads/Dan Downard</b> _____	<b>244</b>
Answers to your technical questions	
<b>KISSable OS-9/Dale L. Puckett</b> _____	<b>246</b>
Tidbits from Chicago, plus a duet in "C"	
<b>Personable Pascal/Daniel A. Eastham</b> _____	<b>265</b>
The many ways PASCAL lets you represent information	
<b>Random Basics/Paul Searby</b> _____	<b>258</b>
Design and development of application software, Part IV	

# Even With Serial Interface, 9600 Baud Will Improve Your Throughput

By Dan Downard  
Rainbow Technical Editor

• We have one of the last white 64K CoCos produced by Radio Shack before they dropped them for the CoCo 2; two new white RS disk drives; Video Plus with a Gorilla green screen monitor; homemade RS-232 switcher; homemade speaker; RS acoustic connect modem; CTR-80A tape player; and a RS Line Printer VIII.

1) Our printer has both serial and parallel capability. We use the serial hookup and run it at 1200 Baud. Would we get more out of the printer by using one of the serial to parallel interfaces on the market and running it at 9600 Baud? I have read that 1200 Baud is approximately 120 characters per second. The Printer VIII only runs at 80 to 100 cps. Therefore, I assumed that we were printing just about as fast as possible. But then I read in your column that the printer first receives one line of data, then prints it; and that the parallel interface speeds up the first part of that process. How much improvement could we expect from a parallel interface?

2) In modifying our CoCo for the monitor, we noted that the keyboard is connected to the computer by a very short ribbon cable. Has anyone thought of using a longer cable? The keyboard could be encased in a separate small box and the keyboard on the CoCo replaced by a flat plate with a hole in it for the cable to go through. The result would be a detachable keyboard for CoCo, like the

(Dan Downard is an electrical engineer and has been involved in electronics for 24 years through ham radio [K4KWT]. His interest in computers began about five years ago and he has built several 68XX systems.)

more expensive computers (Tandy 2000, etc.). If the flat plate had hooks or rests on it, one could place the detachable keyboard in the usual place, or wherever else one desired (in one's lap, etc.).

3) We have been dreaming about the WorkPak from PBJ, Inc. To use it with the disk drives, one seems to need a Y-cable or an expander interface, such as PJB's CC-Bus, that can access more than one pak at once. My local Tandy store people tell me that their Multi-Pak Interface does not permit software or hardware access to more than one pak at the same time. Is that true? Are there any disadvantages to the CC-Bus type of multi-pak device over the Tandy type other than the lack of a manual switch?

4) We have three machine language type games we bought before we got our disk drives. They are Zaxxon, Morocco Gran Prix by Computerware, and the verbal version of The Black Sanctum from Mark Data Products. None of them are protected or auto-start. Therefore, we could transfer them to disk if we knew the beginning, ending, and starting addresses. Is there a trick to finding these? We noted that RAINBOW ON TAPE included two machine language programs in July. The addresses were not listed in the article. We assumed that the addresses given in the documentation of the programs in the magazine were the beginning and ending addresses, and that the starting address was the same as the beginning address. But we are really not sure.

Theodore S. Arrington  
Charlotte, NC

Sounds like you have a pretty substantial investment in your CoCo, Theodore. At the

same time you have a bargain. The white-cased 64K CoCo you have is the last of the "285" board computers manufactured. Not that there's a lot of difference between yours and the CoCo 2, but you have a new keyboard with old insides. Enough of my sentimentalities, how about your questions?

1) If the printer runs at 100 characters per second it would seem logical that 1200 Baud would be optimum, since the printer can't print that fast. Unfortunately, that's not the case. Most modern printers have a line buffer that is filled before the line is printed. At 9600 Baud, the printer still prints at 100 cps, but the buffer is filled at approximately 960 cps, the maximum speed possible with the CoCo. Otherwise, the higher the Baud rate, the greater the through-put. Use 9600 Baud. I wouldn't buy a parallel interface. Even though a slight improvement would be possible it wouldn't be noticeable.

2) I suppose a ribbon cable could be used to extend the keyboard outside the CoCo, but I think other problems would result. Since the keyboard input is unbuffered, interference problems would be noticeable. Care would be necessary to insure that low level signals would not have distortion from the loss and capacitance introduced by small ribbon cable.

3) At any one time the microprocessor can only do one thing, or address one device. So the salesman was correct to a certain degree. Each port in the Multi-Pak has a separate address, but with software you can address these ports 250,000 times a second. When you wish to use the disk you address the disk controller port, when accessing the Word-Pak you address the proper port, etc. As far as I know all of the bus extenders I have seen

use a similar scheme of addressing.

4) After loading a machine language program the start, end and execution addresses are in the following addresses in RAM:

```
START ADDRESS
?PEEK(487)*256+PEEK(488)
END ADDRESS
?PEEK(126)*256+PEEK(127)-1
EXEC ADDRESS
?PEEK(157)*256+PEEK(158)
```

Assuming the starting address is greater than 3584 you can use these addresses to store the programs to disk. A conflict with the disk buffer will exist if the program is below 3584. Different RAM locations are used to store these addresses when you load a program from disk, so don't try using this method for disk.

### A STICKY SITUATION

• *I have a problem with my cassette system. Sometimes it will turn itself off after loading a program with the command MOTOROFF, but most of the time it won't. I would like to know if you know of anyone who has had this problem and how to correct it. The commands AUDIOON and AUDIOOFF work fine.*

Curtis Frazier, Jr.  
Enterprise, AL

The problem you are having is common, Curtis. It is caused by a sticky cassette motor relay contact inside your CoCo. I had this problem a lot when I wasn't using a Radio Shack tape recorder. Some tape recorders switch line voltages with the motor control contacts. The relay in your CoCo is not designed to withstand these voltages. If you are using a Radio Shack recorder, have your local Service Center replace the relay. If you are using a different recorder, you may have to resort to a switching transistor between the relay and your recorder.

### DOUBLE DENSITY DISKETTES

• *After I read in several places the definition of single and double density diskettes, I had assumed that you couldn't run a single density diskette in a double density drive. Recently our users group sold a disk with a lot of public domain software on it as a way of supplementing the club treasury. When I objected that the disk was a single density disk, I was told that it would run okay (and it does), and the only difference between the two was the thickness and quality of the magnetic coating on the disk. That doesn't tie in with what I have previously read, yet the disk does work fine in my RS drives. What is the real explanation?*

S.E. Clarke  
Calabasas, CA

The only difference between single density and double density diskettes is the quality control procedure used to manufacture and certify the diskettes. Normally single density diskettes will work fine, but they are not guaranteed to work by the manufacturer. The recording density on double density diskettes is greater and, therefore, requires tighter QC standards.

If you are considering using anything other than single/double sided, double density make sure they are soft-sectored diskettes. Hard-sectored diskettes have more than one timing hole and will not work properly.

### A BETTER PICTURE

• *I have a question for the technical people out there in magazine land. Is there anyone who can give me some answers to increase the size of the little picture that Tandy feels our CoCo should produce?*

*I have the technical manual for the CoCo and it says that the VDG chip is hardwired to produce this picture in the middle of the screen.*

*Hard wiring means that the VDG chip is set with external components such as resistors, etc., and should be able to be changed to increase the size of the display area.*

*Not being able to understand the layout of the VDG chip from the manual, I cannot figure out which resistors would have to be changed or what their values would be. I hope you can tell me if this can be done, what parts would have to be changed and what the values would be.*

*I understand why Tandy sets the display area so small. They do it because of the way the picture tube bends at the top and the bottom. It would make the text letters look funny, but if the picture was brought out to within a quarter of an inch or so, I don't think this would bother anyone too much.*

*Anything would be better than what I have at this time. If I am using a 12-inch set, I end up with a 9-inch picture which is hard on my eyes.*

Bob Chase  
Concord, NH

Bob, one of the marketing philosophies Radio Shack followed when introducing the CoCo was the use of a standard color television as the display device. For this reason (economics), the Motorola 6847 was chosen as the LSI chip to meet the task. As you are aware, the 6847 is capable of several modes of graphic resolution, the most dense being 256 x 192 pixels. This means that character sets with much greater density are possible.

The reason they are not used is twofold. First, additional memory would have to be used (the 32 x 16 generator is built into the chip). Second, Tandy did not feel that any higher character resolution would be readable on a normal R.F. modulated TV signal.

Even though the above does not directly answer your question, Bob, the reason for the square in the middle of your TV screen follows the same line of thought. This is a

hardwired feature of the 6847 VDG chip. It cannot be changed.

Personally, I'm using a monitor with a video driver board. By using the adjustments in the monitor, such as width and height, I can make the CoCo output take up as much of the screen as I wish. You can do the same thing to your TV set if you want, but you will lose picture resolution and symmetry.

As far as we know, without changing the VDG (6847), or buying a high resolution output board, such as the one manufactured by PBJ, there is no immediate solution to your problem.

### A FITTING SCREEN DUMP

• *In September 1983 I purchased a Gemini 10X printer with the factory serial interface from a computer store in South Carolina. I am very happy with the printing quality and am able to access all the different fonts and styles. The problem I am having is using the dot-addressable graphics. I have tried adapting numerous screen dump programs but none seems to work. I received no documentation with the interface, and have no idea if any of the DIP switches are in the wrong position.*

Charles Nix  
Albertville, AL

Custom Software Engineering of Cocoa Beach, Fla. has become a key screen dump software source for the CoCo. Look for their ad in this month's RAINBOW. I think you will find a screen dump program for a Gemini 10X along with programs for just about any other popular printer available.

### DISK IS A NECESSITY

• *I desperately need an accounts receivable program on tape for my Color Computer.*

*If any of your readers should have a program of this type already on tape please let me know.*

Linda Grant  
Anderson, SC

Linda, I think it is impractical to think of operating an accounts receivable from tape on any computer. Due to the nature of having to constantly update your database, disk operation is a necessity. There are several excellent receivables programs available for a disk-based CoCo. I personally think the CoCo is underestimated as a business computer. The business software I have seen is not as sophisticated as it could be, but it is very reasonably priced and suits the needs of many small businesses that are paying 10 times as much for the same programs.

Your technical questions are welcomed. Please address them to: Downloads, THE RAINBOW, P.O. Box 385, Prospect, KY 40059. We reserve the right to publish only questions of general interest and to edit for space and clarity.

# Reflections, Hopes and Five Helpful Listings

Dale Puckett  
Rainbow Contributing Editor

**W**e survived! RAINBOWfest Chicago was a tremendous success, as we presented two seminars, autographed nearly 200 books and picked up several dozen new members for the OS-9 Users Group. This month we'll reflect on some of the comments made in Chicago and our hopes for the future, discuss the need for standards and feature five listings that should help you learn.

Speaking of the Users Group, we now have a new address. To communicate with us write:

The OS-9 Users Group  
P. O. Box 7586  
Des Moines, IA 50322

---

*(Dale L. Puckett is a free-lance writer and programmer who has worked with the Motorola family of microprocessors since 1976. He just completed his first book, The Official BASIC09 Tour Guide, this summer. It has been published by Microware and was debuted at the Chicago RAINBOWfest. He is the author of DynaSpell, Readtest, Esther and Help, which are available from Frank Hogg Laboratories. He serves on the Info World Software Review Board and is a Chief Warrant Officer in the U.S. Coast Guard.)*

Dave Kaleita, chairman of the group's software exchange committee, has shipped the masters for disks numbers one through five to Frank Hogg at FHL. Disk 1 contains a spelling checker and dictionary look-up program, and Disk 2 holds its dictionary. Be warned, however, that this 80,000-word compressed monster needs a doubled-sided disk drive for a home. Disk 3 is made of a group of word processing utilities; Disk 4 features a good Adventure, an excellent Othello and several other good games; and, Disk 3 is full of useful system utility programs. Order your disks through the post office box above. Enclose \$3 for each disk ordered or a program suitable for submission to the library.

Additional programs are already collecting in the software library but that will be a job for next year's chairman. This is one committee that is going to need to switch gears and move from a one man band to several dozen members. We've just recently solved the Standard OS-9/CoCo OS-9 communications problems so things are looking up.

### OS-9 SIG Activity Increasing

One of the charges of the Users Group is to establish a method for OS-9 users to exchange information. And one of the best resources we've been able to

come up with so far is the OS-9 SIG on CompuServe. William A. Van Nest — we call him Van — has been appointed to be the new SysOp and is attempting to fill the big shoes left vacant by the death of Jim Bellomo.

Van has been doing a tremendous job and I notice every week many new Color Computer OS-9 users are getting help from him and other old-timers on the SIG. Van has initiated regular impromptu conferences on the SIG where you can discuss problems and question the experts. Watch the SIG for announcements about special guest speakers for these conferences which have been held Saturday at 10 p.m., EDT. Keep up the good work Van, we all appreciate it.

The XA-4 database on the OS-9 SIG holds the complete OS-9 Users Group software library and all members have access to it so they can upload and download programs.

### OS-9 Users Have Good Company

The skeptics just don't understand the power of that operating system you run on your CoCo. Midway through RAINBOWfest Chicago, I got into a long conversation with Jeanne Kaplan of Microware and Arlene Don of Gimix. I learned that you are in some pretty impressive company.

The Western Electric division of

American Telephone and Telegraph — the same AT&T that plans to make UNIX a household word — uses a Gimix system running a program written in BASIC09 and running under OS-9 in the final manufacturing stage of every telephone that leaves its factory in West Virginia. And most of the engineers that do the programming have Color Computers at home running OS-9. What a way to do your homework!

Would you believe OS-9 helps keep the space shuttle flying. That's right! NASA is using four Gimix systems running OS-9 at the Cape. One of these machines is used during pre-flight fuel tank testing before every launch.

If your feet are firmly planted on the ground, hear this. The Ford Motor Company uses microcomputers running OS-9 on their test track in Michigan. And, Eastman Kodak uses a BASIC09 program running under OS-9 during the final assembly stages of each disc camera that they make. They use another program running on OS-9 to ensure the quality of the film used with those cameras. As we said, you're in good company.

### OS-9 Future Is Promising

If you're becoming proficient in OS-9 operation and programming you just may have a bright future. Besides the fact that AT&T will make UNIX the standard operating system if they have their way and the fact that learning OS-9 is a perfect way to learn UNIX, Tandy's Ed Juge said a few things at the CoCo community breakfast in Chicago indicating that Radio Shack just may have plans for our favorite operating system.

I spent the entire weekend, between books and seminars, trying to get straight answers about some of the rumors I've heard around the scuttlebutt. I couldn't get anyone to say anything for publication. Yet, I couldn't get them to deny anything either.

Ed Juge asked himself a question during his breakfast talk. There seemed to be more than one hint in the answer.

"We all know that you can only go so far with programs that push the technology in the hardware and still keep them compatible with every new version of Color BASIC that comes along. So, how can a software publisher guarantee that his/her new products will always be compatible with our (Tandy's) new machines?" he asked.

"He can write all of his programs using relocatable code," he said. We all do that already, don't we!

"Or, he can write all of his software in OS-9," Juge said. "OS-9 can go far beyond Color BASIC when it comes to compatibility. The programmer doesn't need to write around the systems software with OS-9 and BASIC09. He can use it. And by making OS-9 standard, we can build a better machine in the future that will still be able to run software that was written on an earlier machine," Juge said.

Juge told the breakfast crowd that Tandy had just completed a new licensing arrangement for OS-9 so that independent developers of applications software can produce their products on OS-9 and distribute them on an OS-9 disk. That disk can have a copy of the OS9Boot file and several utilities that the programmer needs to use with his application. The consumer will pick the application off the shelf of his local Radio Shack, put it in the disk drive and type *DOS*. A few seconds later he will be running the latest application. This new OS-9 user won't even see OS-9. It will be completely transparent to him. It makes great sense to me.

### How Do We Keep The Future Promising

I left Chicago with strong convictions on several issues. If we are going to succeed and score touchdowns with the ball that Tandy has dumped in our laps with OS-9, we must get our act together.

First, we must stop fighting among ourselves. If we are going to win the war, we must stop the battles in our own camp. We should be fighting to beat IBM or Apple — well, maybe Commodore — instead of bickering among ourselves.


We have the kernel — pun intended — of a market that can prove very large if we make it happen. I saw the SS-50 bus lose out in competition with an inferior S-100 because of similar problems. Today, it's like watching a television rerun. Let's get it together gang. OS-9 is on its way to becoming a standard. Let's keep it that way!

### We Must Stick With The Standards

OS-9 was written to work a certain way and it was designed to be modular. As long as this modularity is maintained, people with unique hardware needs can hang new devices on it by simply writing new device drivers and the matching device descriptors. Introducing a product on the market that does not follow the rules can prove bad in the long run.

I discuss this because of the questions

## The **RAINBOW** Back Issue Availability



Back copies of many issues of **THE RAINBOW** are still available.

All back issues sell for the single issue cover price. In addition, there is a \$3.50 charge for the first issue, plus 50 cents for each additional issue, for postage and handling if sent by United Parcel Service and \$6 for orders sent U.S. Mail. UPS *will not* deliver to a post office box or to another country. This charge applies whether you want one back issue or all of them.

Issues July 1981 through June 1982 are available on white paper in a reprint form. All others are in regular magazine form. VISA, MasterCard and American Express accepted. Kentucky residents please add 5 percent state sales tax. We do not bill and no C.O.D. orders accepted.

Due to heavy demand, we suggest you order back issues you want now while supplies last.

To order, just fill out the form on the next page and mail it with your payment to:

**THE RAINBOW**  
9529 U.S. Highway 42  
P.O. Box 385  
Prospect, KY 40059

## BACK ISSUE ORDER FORM

Please send me the following back issues:  
(Payment must accompany back issue orders.)

MONTH		VOLUME 1	
NO.	YEAR		PRICE
1	JULY '81	PREMIER ISSUE	\$2.00 <input type="checkbox"/>
2	AUG. '81		\$2.00 <input type="checkbox"/>
3	SEPT. '81	EDUCATION	\$2.00 <input type="checkbox"/>
4	OCT. '81	PRINTER	\$2.00 <input type="checkbox"/>
5	NOV. '81		\$2.00 <input type="checkbox"/>
6	DEC. '81	HOLIDAY	\$2.00 <input type="checkbox"/>
7	JAN. '82		\$2.00 <input type="checkbox"/>
8	FEB. '82		\$2.00 <input type="checkbox"/>
9	MAR. '82		\$2.50 <input type="checkbox"/>
10	APR. '82		\$2.50 <input type="checkbox"/>
12	JUNE '82		\$2.50 <input type="checkbox"/>
MONTH		VOLUME 2	
8	FEB. '83	BUSINESS	\$2.95 <input type="checkbox"/>
9	MAR. '83	NUCLEAR	\$2.95 <input type="checkbox"/>
10	APR. '83	SIMULATIONS	\$2.95 <input type="checkbox"/>
11	JUNE '83	PRINTERS	\$2.95 <input type="checkbox"/>
12	JULY '83	ANNIVERSARY	\$2.95 <input type="checkbox"/>
MONTH		VOLUME 3	
1	AUG. '83	GAMES	\$2.95 <input type="checkbox"/>
2	SEPT. '83	EDUCATION	\$2.95 <input type="checkbox"/>
3	OCT. '83	GRAPHICS	\$3.95 <input type="checkbox"/>
4	NOV. '83	DATA COMM.	\$3.95 <input type="checkbox"/>
5	DEC. '83	HOLIDAY	\$3.95 <input type="checkbox"/>
6	JAN. '84	BEGINNERS	\$3.95 <input type="checkbox"/>
7	FEB. '84	ADVENTURE	\$3.95 <input type="checkbox"/>
8	MAR. '84	BUSINESS	\$3.95 <input type="checkbox"/>
9	APR. '84	GAMING	\$3.95 <input type="checkbox"/>
10	MAY. '84	PRINTER	\$3.95 <input type="checkbox"/>
11	JUNE '84	MUSIC	\$3.95 <input type="checkbox"/>
12	JULY '84	ANNIVERSARY	\$3.95 <input type="checkbox"/>
MONTH		VOLUME 4	
1	AUG. '84	GAMES	\$3.95 <input type="checkbox"/>
		RAINBOW INDEX	\$2.50 <input type="checkbox"/>

TOTAL \_\_\_\_\_  
 SHIPPING & HANDLING \_\_\_\_\_  
 U.P.S. CHARGE \_\_\_\_\_  
 U.S. MAIL \$6.00 \_\_\_\_\_  
 KY RESIDENTS ONLY \_\_\_\_\_  
 ADD 5% \_\_\_\_\_  
**TOTAL AMOUNT** \_\_\_\_\_  
**ENCLOSED** \_\_\_\_\_

Name \_\_\_\_\_  
 Address \_\_\_\_\_  
 City \_\_\_\_\_ State \_\_\_\_\_ ZIP \_\_\_\_\_  
 VISA  MC  AE  
 CARD # \_\_\_\_\_  
 EXPIRATION DATE \_\_\_\_\_ PHONE # \_\_\_\_\_

we tried to answer in the July column about why you can't put a copy of Hi-Res from FHL's O-Pak in your OS9-Boot file. Actually, you can but that's a long story.

Rich Hogg, Frank's cousin and author of O-Pak, O-FLEX, RamDisk and what is turning into a large family of OS-9 products called to defend his position.

"You're right, we violated the rules," he said. "But it was one of those 'chicken and egg' questions. There was just no way we could get any static storage area for Hi-Res. We couldn't do a system request, there was no place to store a pointer.

"The only legal way we could have written Hi-Res was to create another driver, in addition to and independent of CCIO. This would have taken up a lot of memory and we didn't feel that was acceptable." Hogg said.

Rich was probably right in this case, there was no easy way out. And, he even passed along a pseudo-solution. I had already developed the same modus operandi here and it works fine, so we'll pass it along.

Leave the original, unmodified CCIO module in your OS9Boot file. Then, before you run Hi-Res, use *OS9GEN* to add Hi-Res and *StdCS* to a new OS9-Boot file. You can then add a line to your startup file which activates Hi-Res. For example, your new startup file might read like this:

```
setime </term
Hi-Res
dir
```

If you are developing system level software for OS-9 on the Color Computer and intend to market it widely, please try to keep it modular and use only standard, documented OS-9 calls. It's the only way we can protect our future.

I bring this issue up in this column because of a running battle that has raged between a fellow author and another hardware manufacturer in another magazine. The author was right and after much talk the manufacturer agreed to supply each of his customers with either "standard" OS-9 drivers or modified "non-standard" drivers written for the manufacturer. From now on out it will be the buyers' choice. Also, let the buyer beware.

I should also credit Dr. G.J. Lipovski

of the department of electrical engineering at the University of Texas at Austin for contributing to this debate. He wrote to me early this year with a call for the enforcement of standards. I probably should have quoted him then. But, better late than never.

"We all have an interest in promoting the use of OS-9. I want to encourage the development of utilities like O-Pak to stimulate interest in OS-9. However, I believe that the inherent advantage of OS-9 is the clarity and efficiency of the code produced by Microware. That is what makes OS-9 so superior.

"We should try to encourage the development of good code for OS-9 utilities like O-Pak should be. We should discourage the development of sloppy inefficient code, or OS-9 will degrade to the level of Microsoft BASIC and similar hack code.

"As a contributing editor in RAINBOW, you have an opportunity to guide the development of OS-9 software. I urge you to evaluate the quality of the programs, and to reward the developers of good programs," Dr. Lipovski said. We're trying doctor!

Frank Hoffman at Lloyd I/O (that's the place that advertises Marshmallows for your CoCo) called one night a month or two ago to tell me about Do. I had a copy since Gimix licenses it from Hoffman and supplies it with their systems but I really didn't get too turned on. So, I issued a challenge to Frank. Send me a procedure file that does something useful and we'll see how it works.

He sent the procedure "ex," and we're publishing it here. Call it with this line:


```
OS9: do #11K ex <ENTER>
```

"Ex" displays a menu for you and lets you pick one of seven OS-9 functions by typing a number. The listing reads almost like BASIC09 code so you should be able to follow it without much trouble.

One of the differences between a "Do" procedure file and the standard "Shell" procedure files you run all the time is the fact that "Do" allows you to substitute parameters. This is how the filenames are passed to OS-9's "list" and "ed" utility commands. If you own "Do" and attempt to run this procedure, make sure that the device names in your CoCo agree with the device names in the listing. Otherwise, you'll receive an error report and no action. Enjoy!



# Get the most out of BASIC09



The **OFFICIAL BASIC09 TOUR GUIDE** is skillfully written in a friendly and easy-to-read style. Just perfect for those new to computers and to BASIC09. It's also a *valuable reference book* for programmers, engineers, students and hobbyists, providing an in-depth look at BASIC09 plus an overview of the OS-9 operating system. Comprehensive reference sections on BASIC09 and OS-9 commands are also included. The book "maps" out your route through the Mercedes of Basics... BASIC09 and puts you in the driver's seat in no time. Fasten your seatbelt, sit back and enjoy the ride to perfecting your programming skills.

## MICROWARE . . .

The **OFFICIAL BASIC09 TOUR GUIDE** comes from the people who wrote BASIC09. As the leader in 6809 system software, we at MICROWARE care about our users and want to help you get the most from our products.

## It's Easy to Order.

Phone orders are accepted from MasterCard or VISA cardholders or for COD shipment. You can also order by mail using the coupon below. Quantity discounts are available to educational organizations and dealers. For further information contact Microware.

*microware*<sup>®</sup>

Specialists in system software for 68-family microprocessors since 1977.

OS-9 and BASIC09 are trademarks of Microware and Motorola.

Microware Systems Corporation  
1866 N.W. 114th Street  
Des Moines, Iowa 50322  
Telephone 515/224-1929  
Telex 910-520-2535

Please send \_\_\_\_\_ copies of the **Basic09 Tour Guide** book at \$18.95 each. Add \$2.00 for UPS shipping in the U.S. or \$5.00 for overseas air mail per book. Iowa residents add 4% sales tax.

Name \_\_\_\_\_  
Address \_\_\_\_\_  
City \_\_\_\_\_  
State \_\_\_\_\_ Zip \_\_\_\_\_

I have enclosed a check  
 Charge to my bank card:  
MasterCard  VISA   
Card Number \_\_\_\_\_  
Expiration \_\_\_\_\_

```

.ss
twode .i -pause
ON ERROR GOTO MISTAKE

MENU REMARK - MAIN MENU DISPLAY -
LET E=0 ERROR =0

LOOK PRINT .C27.C42.C48.N HOME CURSOR AND CLEAR SCREEN
LET &I='COCD OS9 MENU SYSTEM' MAIN MENU MESSAGE
PRINT .T(16-(&I/2)).S'&I' CENTER MAIN TITLE (80 COLUMNS)
PRINT .N.N
PRINT .T4.S'0...DISPLAY THIS MENU'.N
PRINT .T4.S'1...EDIT A FILE'.N
PRINT .T4.S'2...LIST A FILE'.N
PRINT .T4.S'3...PRINT A FILE'.N
PRINT .T4.S'4...DISPLAY FILE NAMES'.N
PRINT .T4.S'5...PRINT FILE NAMES'.N
PRINT .T4.S'6...CHANGE DIRECTORY'.N
PRINT .T4.S'7...EXIT TO OS9'.N
PRINT .T4.S'8...SHELL'.N

PRINT
IF E=1 PRINT .T4.S'COMMAND NOT FOUND'.C7 PRINT ERRORS
IF E=2 PRINT .T4.S'FILE NAME IS IN ERROR'.C7 PRINT ERRORS
IF E>100 REPORT E PRINT ERRORS

PRINT .N.S'COMMAND:' INPUT COMMAND
INPUT A

LET E=0 RESET ERROR

IF A=0 GOTO MENU
IF A=1 GOTO EFILE
IF A=2 GOTO LFILE
IF A=3 GOTO PFILE
IF A=4 GOTO DNAME
IF A=5 GOTO PNAME
IF A=6 GOTO CDIRT
IF A=7 END
IF A=8 GOTO SHELL

LET E=1
GOTO LOOK

MISTAKE RESUME LOOK

GFILE PRINT .N.S'Path name:' GET PATH NAME
INPUT &F
IFC &F,' ' LET E=2 IF EMPTY STRING, ERROR 2
RETURN

PAUSE PRINT .N.S'HIT enter TO CONTINUE'.C7
INPUT
RETURN PAUSE

EFILE GOSUB GFILE EDIT A FILE
IF E=2 GOTO LOOK
ED &F
GOTO MENU

LFILE GOSUB GFILE LIST A FILE
IF E=2 GOTO LOOK
LIST &F
GOSUB PAUSE
GOTO MENU

PFILE GOSUB GFILE PRINT A FILE
IF E=2 GOTO LOOK
LIST &F >>IP1
GOTO MENU

DNAME DIR LIST DIRECTORY
GOSUB PAUSE
GOTO MENU

PNAME DIR >>IP1 LIST DIRECTORY TO PRINTER
GOTO MENU

CDIRT GOSUB GFILE CHANGE DIRECTORY
IF E=2 GOTO LOOK
CHD &F
GOTO MENU

SHELL SHELL
GOSUB PAUSE
GOTO MENU

.ss

```

Our next listing features a nifty filter program that takes a text file and splits it into a list of words, one per line. An obvious use would be to come up with a list of words unique to a particular document. To do this you would build a

pipeline looking something like this.

```
OS9: splitwords <filename ! sort !
uniq <ENTER>
```

Uniq is a standard UNIX utility that

you'll find in a package of tools authored by Brian Lantz in Pensacola. It removes duplicates from a list of sorted words. The name of Brian's package is "OS-9 Text Tools" and it is sold by Computerware.

```

.ss
PROCEDURE splitwords
0000
0001 DIM char:BYTE
0008 DIM gotone:BOOLEAN
000F DIM inpath,outpath,errpath:INTEGER
001E ON ERROR GOTO 100
0024
0025 inpath:=0
002C outpath:=1
0033 errpath:=2
003A gotone:=FALSE
0040
0041 LOOP
0043 GET #inpath,char
004D IF gotone THEN
0056 IF chr=32 OR chr=9 OR chr=13 THEN
0072 gotone:=FALSE
0078 WRITE #outpath
007E ELSE
0082 PRINT #outpath,CHR$(char)
008E ENDIF
0090 ELSE
0094 IF chr=32 OR chr=9 OR chr=13 THEN
00B1 ELSE
00B5 gotone:=TRUE
00BB PRINT #outpath,CHR$(char)
00C7 ENDIF

```

00C9	ENDIF	0119	ELSE
00CB	ENDLOOP	011D	ON ERROR
00CF	BYE	0120	PRINT %errpath,"Error number: "; errnum
00D1 100	(* We may have reached the end of file *)	013B	BYE
00FE	DIM errnum:INTEGER	013D	ENDIF
0105	errnum=ERR		
010B	IF errnum=211 THEN	.#5	
0117	BYE		

Next, we have an assembly language program and two C programs written by Tim Harris at the University of Iowa in Ames. We helped Tim out with an assembly language problem in the column a few months ago. Our answers got him over the hump and rolling on OS-9 so he wanted to share some of his work with "KISSable OS-9" readers.

"Spint," stands for Search and PRINT. It is a utility which searches a file for a key string and prints all lines

that contain the string. Since it is written in assembly language, it's very short and also quite fast.

"Pr," is a utility command that paginates a file listing. Optionally, it can also add line numbers for you. The line number option is very handy when listing C programs because the compiler reports the line number when it finds an error. This makes it easy to spot and correct a mistake.

"Wc," is another word count utility

written in C. We included it so you could compare it to the "wc" listed last month. There's more than one way to skin a cat!

Tim has contributed these utilities to the OS-9 Users Group software exchange library so they should be available soon on the XA-4 database on the CompuServe OS-9 SIG. Eventually, they will also be assembled with other utilities on a disk available from the Users Group. Thank you, Tim.

Here are some sample calls to the utilities published this month.

```

.#5
0S9: pr prog_src \ list file named prog_src to screen
0S9: pr -n prog >>p \ list prog to printer with line numbers
0S9: spint file word \ print each line in file that contains "word"
0S9: spint file word ! wc -l \ count number of times "word" is in file
0S9: wc -w <file \ count number of words in file

.#5
* spint

```

\* a Search and PRINT utility for CoCo OS-9

\*

\* By Tim Harris  
 \* 651 Pammel Court  
 \* Ames, IA 50010

\* Usage: spint <pathname> <search key>

\*

\* spint searches entire file and prints lines  
 \* containing the search key

## OS-9™ SOFTWARE FOR COCO

**SDISK** — Standard disk driver module allows the use of 35, 40, or 80 track single and double sided drives with CoCo OS-9 plus you gain the ability to read/write/format the standard OS-9 single and double density disk formats used on other OS-9 systems. **\$29.95**

**BOOTFIX** — To make bootable double-sided disks **\$9.95**

**SDISK + BOOTFIX** — when ordered together **\$35.95**

**FILTER KIT #1** — Eleven utilities used as filters (with pipes) to give you "wild card" directory lists, copies, deletes, moves, lists, pagination, etc. **\$29.95**

**HACKER'S KIT #1** — Disassembler and memory dump/fill utilities allow you to disassemble OS-9 assembly code from disk or memory. **\$24.95**

Send SASE for current catalog.

Terms: Prepaid check, MO, Visa, Mastercard or COD.  
 Add \$1 S&H, (COD \$3 extra).

**D.P. Johnson, 7655 S.W. Cedarcrest St.  
 Portland, OR 97223 (503) 244-8152**

(We appreciate your calling between 9-11 AM Pacific Time.)

OS-9 is a trademark of Microware and Motorola Inc.

## Co Co - Cooler



- Brings operating temperature to ambient, regardless of accessory load

- Reduces temperature of ENTIRE computer... not just the SAM chip

- Easy 1-minute installation
- \$39.95

**Companion Keyboard Cover \$7.95  
 Co Co Software**

**NOW SHIPPING**

### Co Co - Cooler Too

(Same Price, Same Fit, For Color Computer II)

- For Fastest Service Send Money Order Or Certified Check
- Add \$2.00 Shipping For Continental U.S.
- Add \$4.00 Shipping For Alaska, Hawaii, Canada, & APO's
- Add \$15.00 Shipping For Overseas
- Add \$3.00 For 220-250 Volt Model
- Calif. Residents Add 6 1/2% Sales Tax
- Will Ship C.O.D. On U.S.A. Shipments Only
- All Merchandise Shipped From Stock

**REM Industries, Inc.**

9420 "B" Lurline Ave., Chatsworth, CA 91311

**(818) 341-3719**



```

*
nae spint

* make sure you * use /d0/defs/os9defs*
ifpl
use /d0/defs/os9defs
endc

opt 1

* Data Area
bufsiz equ 255
org 0
pathno rwb 1
match rwb 1
keylen rwb 1
linlen rwb 2
praptr rwb 2
key rwb 64
buffer rwb bufsiz
        rwb 200
        rwb 200 stack
datsiz equ

* Module Macro
mod spntend,spntnam,type,revs,spntent,datsiz
spntnam fcs /spint/
type set prgr+objct
revs set reent+1

* Program Area
spntent stx praptr save param pointer
lda #read. use read access
os9 i$open open the input file
bcs spnt30 branch on error
sta pathno save path number
stx praptr save updated param ptr

* get search key
leay key,u point y to key buffer
clrb keylen := 0

spnt10 lda ,x+ get a key char
cpa #0D is it a carriage return
beq spnt15 yes, go
cpa #20 no, is it a space
beq spnt15 yes, go
sta ,y+ else, store in buffer
incb keylen := keylen + 1
bra spnt10 go for more

spnt15 stb keylen save length of key

```

```

stx praptr save updated param ptr
* now get a line of the file
spnt20 lda pathno get path no
leax buffer,u point to line buffer
ldy #bufsiz try to fill buffer
os9 i$readln read line into buffer
bcs spnt30 branch if error
sty linlen else save line length
bsr compare compare the strings
tst match is key in the line?
beq spnt20 no, go back for another line
lda #1 yes, send line to standard output
leax buffer,u point to line in buffer
ldy linlen get line length
os9 i$writln write it out
bcs spnt30 branch if error
bra spnt20 else, go get more

spnt30 cmpb #eof is error "end of file"
bne spnt40 no, quit
lda pathno yes, get path number
os9 i$close and close the file
bcs spnt40 exit and report error
clrb else clear error status
spnt40 os9 f$exit exit the program

```

#### \* compare subroutine

```

compare clrb match match := false
leax buffer,u point to start
comp05 lda #0D get an End of Line
cpa ,x are we there?
beq comp30 yes, return
comp10 leay key,u point to key string
ldb keylen get length
pshs x save pointer
comp15 lda ,x+ get character from string
cpa ,y+ does it match key character?
bne comp20 no, go
decb len := len - 1
bne comp15 loop till end of word
inc match else match := true
comp20 puls x retrieve pointer
tst match did we find a match
bne comp30 yes, exit
leax 1,x no, bump pointer
bra comp05 go back

comp30 rts return
enod end of module
spntend equ *
end

```

```

/* another word count utility */
/* for the CoCo OS-9 C Compiler */

/* (c) 1984 Tim Harris */

/* Permission granted for Rainbow to */
/* print this listing in KISSable OS-9 */

/* options: */
/* -l : line count only */
/* -w : word count only */
/* -c : character count only */

```

```

#include <stdio.h>
#define YES 1
#define NO 0

main(argc,argv)
int argc;
char **argv;
{
    int c,nl,nw,nc,inword;
    int lon,con,won;
    char *s;

```

```

inword = NO;
nl = nc = nw = 0;
lon = won = con = YES; /* default to all on */
while (--argc > 0) && (++argv)[0] == '-')
    for (s = argv[0]+1; *s != '\0'; s++)
        switch (*s) {
            case 'l':
                won = con = NO;
                break;
            case 'w':
                lon = con = NO;

```

Don't bang your head  
against a brick wall looking  
for that perfect gift!

the Rainbow 9529 U.S. Highway 42  
502/228-4492 P.O. Box 385  
Prospect, Ky. 40059

I would like to send a gift certificate for a one year (12 months)  
subscription to:

Name \_\_\_\_\_  
Address \_\_\_\_\_  
City \_\_\_\_\_ State \_\_\_\_\_ Zip \_\_\_\_\_

\*\*\*\*\*

**From:**

Name \_\_\_\_\_  
Address \_\_\_\_\_  
City \_\_\_\_\_ State \_\_\_\_\_ Zip \_\_\_\_\_

Payment Enclosed  
Charge  VISA  MasterCard  American Express  
My Account# \_\_\_\_\_ Interbank# (MC only) \_\_\_\_\_  
Signature \_\_\_\_\_ Card Expiration Date \_\_\_\_\_

GIVE 'EM THE RAINBOW!  
THE SOLID MONTHLY  
FOR COCO USERS!!


Subscriptions to the Rainbow are \$28 a year in the United States. Canadian and Mexican rate U.S. \$35. Surface rate to other countries is U.S. \$65; air rate U.S. \$100. All subscriptions begin with the current issue. Please allow up to 6-6 weeks for first copy.

Just for your  
TRS-80® COLOR  
TDP System 100  
Dragon-32  
MC-10

# HI-RES GRAPHIC ADVENTURES

DISC NOT REQUIRED


Cassettes—\$24.95/Disc—\$27.95



You are inside a small pub.  
Obvious exits are West.  
You see: a sign on the bar, the barkeep, small groups of customers, a glass of beer.  
OK,

## SHENANIGANS

Countless legends tell of a magnificent Pot of Gold hidden at the end of the rainbow. Many have attempted to find the marvelous treasure but success has eluded them and it remains hidden to this day. You, as a dedicated adventurer, have determined to search for the fabled gold and succeed where others have failed. This one is great fun! 32K required.



I'm in the Professor's secret laboratory filled with complex machinery and test equipment.  
I see: an unusual looking device, a passageway, a pair of hiking boots.  
OK,

## CALIXTO ISLAND

A valuable museum treasure has been stolen, can you recover it??? This is a challenging puzzle with an occasional twist of humor. You'll visit a secret laboratory, a Mayan pyramid and you'll meet crazy Trader Jack—all in living color and exciting detail. You will really love this hi-res graphic version of the classic Calixto Island Adventure. 32K required.

Rainbow—April, '84. "It was enough to keep my wife and 8 year old son glued to the computer for an entire weekend and two week nights..."



You are in a beach house.  
You see: a table, a chair, a ladder, a broken window.  
OK,

## SEA SEARCH

Get your shark repellent and scuba tanks ready! The graphics in this adventure are truly outstanding and the under water scenes are unforgettable. You'll run into a pirate, a mermaid and some hungry sharks in this colorful and unique treasure hunt. 32K required.

Hot CoCo—April, '84. "The fine graphics accent your imagination..."



I'm in rugged mountain country. Snow is falling.  
Obvious directions? North, South, West.  
I see: pine trees, a cabin in the distance.  
OK,

## BLACK SANCTUM

Encounter the forces of black magic as you roam around an old 18th century monastery. You'll see all the evil locations in this spooky adventure, you'll love searching out and destroying the evil in this classic tale. A MUST for every adventure game fan! 32K required.

Rainbow—May, '84—"It's the graphic screens that are the shining stars..." "Some of the best I've seen."

# MD


## Mark Data Products

24001 ALICIA PKWY., NO. 207 • MISSION VIEJO, CA 92691 • (714) 768-1551

FREE—Send for our new, 24 page catalog.

# NEW! ARCADE GAMES

Cassettes—\$24.95/Disc—\$27.95

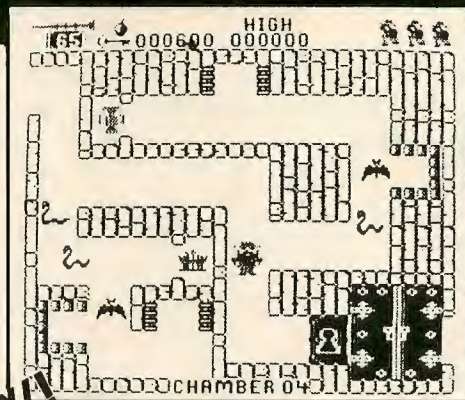


NEW!

## TIME FIGHTER

Pilot your MD-64 fighter through a hazardous time tunnel. Your mission is to destroy the dreaded Time Guardian who threatens the natural order of the universe. In order to reach this menace you must fight aerial dangers from strange and different time zones. If you like fast action, this one's for you! 16K required.

Rainbow—March, '84. "One of the best in your library of computer games... It is a real gem."




NEW!

## TUT'S TOMB

Explore the ancient, mystical tomb of the great Pharaoh. Find the magical keys which lead you to unbelievable treasures as you out maneuver the creatures that slither and swarm about you. Super fast arcade action—this one will knock your socks off with 16 screens of incredible color and sound. Fabulous! 32K required.

Hot CoCo—April, '84. "State-of-the-art CoCo graphics... A first rate game."



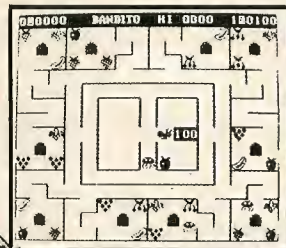
## BUMPERS

A truly great maze game. Especially exciting when two players compete simultaneously. Tension mounts as you wildly race through a hidden obstacle course. Barrier walls are invisible until you bump into them and you must proceed cautiously as each dead end has a hidden booby trap. 16K required.




## GLAXXONS

Pit your playing skill against squadrons of swooping, diving spacecraft. Fast and furious with seven selectable skill levels and automatic game acceleration... guaranteed to blister your joystick finger. The object of the game is to achieve the highest score by eliminating as many attacking spacecraft as possible while avoiding your own destruction. Dynamite! 16K required.




## EL BANDITO

El Bandito has to be a crafty little hombre to stay alive as he loots the local countryside. Escape into a tunnel to avoid that angry spider... race around the corner towards your lair. Two players may compete simultaneously in this unusual game. Selectable skill levels provide a challenge for beginners as well as experts. 16K required.



## HAYWIRE

The best Color Computer version of the Berzerk arcade game you can get... A real hi-res classic! This challenging combination of angry robots and the evil menace will provide many hours of fun and excitement. Haywire combines joystick and fire button action and is great as a two player game. 16K required.



## ASTRO BLAST

Wave after wave of alien attackers—each one different and unique. A great space "shoot-em-up" with hi-res graphics, lots of color and dramatic sound effects. Three selectable skill levels coupled with automatic game acceleration provide a challenge for novice and expert alike. One of our all time best sellers! 16K required.



## COSMIC CLONES

Clonial Warriors, Super Klones, Double Bombs and "the Death Layer" relentlessly challenge the most skillful player in this unique, fast action game. Your goal is to achieve the highest score by eliminating the Clonial Invasion forces thus protecting your starbase fuel cells. Fast Fun! One of our favorites. 16K required.

## Mark Data Products

All Orders: Please add \$2.00 shipping and handling in the continental U.S. All others, add air shipping and \$3.00 handling. California residents add 6% sales tax. Foreign orders please remit U.S. funds. Software authors—Contact us for exciting program marketing details. We accept MasterCard and VISA. Distributed in Canada by Kelly Software.

```

break;
case 'c':
    won = lon = NO;
    break;
default:
    printf("wc : illegal option %c\n",*s);
    break;
}

while ((c = getchar()) != EOF) {
    ++nc;
    if (c == '\n')
        ++nl;
    if (c == ' ' || c == '\n' || c == '\t')
        inword = NO;
    else if (inword == NO) {
        inword = YES;
        ++nw;
    }
}

}
if (lon)
    printf(" %d",nl);
if (won)
    printf(" %d",nw);
if (con)
    printf(" %d",nc);
printf("\n\n");
}

error ("pr; illegal option %c",argv[1][1]);
if ((fp=fopen(argv[2],"r")) == NULL)
    error ("pr: can't open %s",argv[2]);
}

while (fgets(line,MAXLINE,fp) > NULL) {
    if (number)
        printf("%05d ",linenum);
    else
        printf(" ");
    printf("%s",line);
    ++linenum;
    if (linenum > PAGLEN) {
        linenum = 1;
        printf("\n\n");
    }
}

while (linenum <= PAGLEN) {
    ++linenum;
    printf("\n");
}

printf("\n\n");
fclose (fp);
exit(0);

error (s1,s2);
char *s1, *s2;
{
    printf(s1,s2);
    printf("\n");
    exit(1);
}
}

```

### Finally, A Review Pointer And A Few New Products

Here's a pointer — as in C — to a review of an excellent word processing package for Color Computer OS-9. Please see "What You See is What You Get" in this issue.

A short month ago there was famine in the CoCo OS-9 terminal program market. Today there is a feast. Within the last week, I have received a copy of *CMODEM* from Dr. Bud Pass at Computer Systems Consultants, Inc. in Conyers, Ga., and *The OS-9 Color Connection* from Computerware. The latter is a terminal program written by Brian Lantz.

Dr. Pass used the interrupt driven RS-232 replacement module we published here a few months ago as a "jumping off place" to solve some of the many

problems that surround I/O on Tandy's silly "bit banger" RS-232 port. In the past month we have also talked to the programmers at JBM who report that their CoCo terminal program is also on the market now.

During the RAINBOWfest in Chicago we got the chance to do an interview with Ken Kaplan, president of Microware and one of the authors of OS-9 and BASIC09. He passed along some good insight into OS-9, its philosophy and future. We hope to get it transcribed and included in our birth-day column.

Finally, here's a bug note that Brian Lantz asked me to pass along to you. The Radio Shack OS-9 *CLOCK* module has a *big* bug in it. If you are running your CoCo continually from now on, you will discover it next leap year. The

*CLOCK* module will never increase the date past Feb. 28th on a leap year. It will be 2/28 forever.

The fix is a simple six-byte patch. The last three bytes update the CRC value.


OFFSET	OLD	NEW
\$57	\$0E	\$0D
\$64	\$86	\$4F
\$65	\$01	\$4C
\$A8	\$72	\$6F
\$A9	\$55	\$1D
\$AA	\$DB	\$C3

That wraps up one full year of KISSable OS-9. I hope you have picked up enough information from the column to make OS-9 a useful tool on your Color Computer. It's been a busy and challenging year. Next month we "Take Two!"

See you then!







# DON'T GET BURNED

## THE COLOR BURNER FROM GREEN MOUNTAIN MICRO

**L**ately I've been hearing that you want to program erasable read-only memories (EPROMs). It seems you want to create your own program cartridges, or make changes to your Basic ROMs, or turn your CoCo into some different animal.

The problem is, most EPROM programmers cost over \$100, and \$100 is big dues to pay. You want to burn EPROMs, not get burned in price — or quality.

So, I've put together the Color Burner, an EPROM programmer that will burn all the "27" family — 2716, 2732, 2764, 27128. Yes, it will also burn 68764 replacements for your Basic ROMs and, no, it won't break your budget.

Although my Color Burner doesn't cost a whole lot, you won't get burned over quality. I don't cut corners in hardware. I use the best fiberglass boards, with gold edges, protective solder masking and silk-screened legends. Before I send you a Color Burner, I test it by actually programming an EPROM.

So how can it be good if it's so inexpensive? First of all, you can only get a Color Burner from Green Mountain Micro. No dealers are adding to its price. Second, it isn't fancy. No high-tech power supplies are in sight. You've got to add three homely, low-tech 9-volt batteries to get it

going. Finally, it won't set new standards of complexity. It's simple, hardworking and reliable.

You can get your Color Burner complete or *a la carte*: try an assembled and tested unit, a kit, or just a bare board. Order it with or without programming software. Both kits and assembled units come with over 40 pages of documentation, complete program listings, and schematics. Nothing is hidden.

You'll burn those EPROMs, you won't get burned, and my technical support staff will keep you from getting burned up if you have a question or need help.

### You Won't Get Burned with The Color Burner

- Assembled/tested with software, \$69.95.
- Assembled/tested only, \$64.95.
- Complete kit with software, \$56.95.
- Complete kit only, \$49.95.
- Board/documentation with software, \$30
- Board/documentation, \$23
- Bare board only, \$20
- ColorPack 8/16K ROM/RAM cartridge kit, \$19.95.
- 2716 and 2732 EPROMs available.

#### Specifications:

Programs 24/28-pin EPROMs, providing 21/25-volt programming pulses under software control. Includes unwired personality module. Requires three 9-volt batteries (not included). Tape software supports 2716 through 27128 and 68764/66 EPROM families, and requires 32/64K Extended Color Basic.


## ALSO AVAILABLE FROM GREEN MOUNTAIN MICRO

- Lowerkit II\*, \$79.95 /\$49.95 kit
- 64K Color memory upgrade kit, \$49.95
- MC-10 added 4K upgrade kit, \$19.95
- CoCoPort interface, \$49.95 /\$39.95 kit
- RAM/ROM pack, \$29.95 /\$19.95 kit
- Scroll-A-Roll software video text display, \$24.95
- TV Buff II\*, improved to handle virtually all monitors, \$14.95
- Color Quaver, Software Music Synthesizer, \$19.95

(Add \$2.50 shipping and handling)  
\*Specify Color Computer or CoCo II

## The Micro Language Lab Presents "Learning the 6809"

- Authored by TRS-80® Color Computer columnist Dennis Bathory Kitsz
  - 24 half-hour lessons on twelve cassettes
  - 236 pages of text and complete dox for all the smart chips, including 6809E, 6821, 6847, and 6883
  - 35 sample programs ready to load, list, and run
  - 1,500 programmed question and answer system
  - Learn not only how to put a dot on a screen, but also where and why.
- \$99.00 (plus \$3.50 shipping and handling).  
*Dealer and club inquiries invited.*  
Not sure? Request our sample page and table of contents.



**Green Mountain Micro**  
Bathory Road, Box R  
Roxbury, Vermont 05669  
802-485-6112

Hours: 9am-5pm, Monday-Friday  
COD/VISA/MASTERCARD  
TRS-80 is a trademark of Tandy Corporation

# Design And Development Of Application Software — Part IV

**Paul Searby**  
Rainbow Contributing Editor

---

**T**his article will complete the high level design of our development example, an Accounts Payable System. Last time we defined what elements we needed to store in our Master, Invoice, Activity and Keyfile records to be able to give the user comprehensive information about what is going on in his A/P system. Now we can work on the displays and reports that will present this information to the user. In actuality, consideration of the reports was taken when the records were defined. Input from someone who is going to use a system is always very important. It is all too easy for the programmer or designer to overlook something that could be critical to the user. To develop really good application software, you must either be intimately knowledgeable about the subject, or have input from someone who is.

The output is divided into two areas: on-line screen displays, and reports which show data that may have been selected, sorted, etc. The time required to obtain the information, along with how much and how the factors are presented, can be used to determine whether to display or report. In the display category, vendor and invoice information should be available by simply displaying the master

records and formatting the data on the screen. This is shown in our flowchart, along with allowing changes to this information. However, when we start talking about summarizing, aging or forecasting, we now are talking about reports. This is what we will concentrate on in this article. In the discussion that follows, I have included actual sample reports from Computerware's® *Accounts Payable System*. This, by no means makes them perfect, but it does give us some good examples to examine.

Before going into the individual reports, let's first define just what output from an Accounts Payable System we would find helpful. Obviously we need a list of our vendors and information relevant to each. Since it might be helpful to be able to get vendor name and address labels, we should include that feature. We also need a report that shows the invoice detail information for each vendor. This report can be invaluable as a reference while talking to the vendor on the phone. Even though we don't like to discuss it, there is also a need for a past due report. And while you are on the subject of past due, a summary aged report can be quite helpful in knowing either how good you've been, or how far out of control you are! That's the neat thing about computers; they can quickly give you various ways to look at information, allowing the good manager to have greater control of the situation. Two more reports that would be quite helpful are a payment forecast report, which will help manage cash flow, and an activity report, which shows all adjustments and payments. The payments portion of this is what could be fed to another system, such as check ledger or general ledger for interactive posting.

Now that we have a fairly comprehensive list of reports, let's look at them in more detail. The vendor master report should include name and address information along with

---

*(Paul Searby has been involved with computers and data processing since 1969, working primarily on larger IBM systems until 1975 when he bought, built and programmed the first "personal computer" ever made — an Altair 8800, which came in kit form with 1K of memory. In 1977 he left a position as project manager for a large corporation to devote his full efforts to his company, Computerware.)*

phone number and contact person. Since we also have year-to-date paid and terms period in the master record, that could be included too. We also have current invoiced, current paid and beginning balance which could also be included, along with date of last activity.

What a wish list! Before we go any further, lets talk about readability. If you can't make sense of the report, what good is it? Since most printers can now print in condensed mode, you can get 132 print columns on standard 8 1/2 by 11 paper (which is what most printers use).

The following reports were designed prior to when printers with condensed print became common, so they are all designed for standard 80-column printing. There are also those who do not like condensed print reports, so if you are going to use them, it might be a good idea to also offer some reports in 80 column mode.

The most readable report is one that only uses one line per entry. However, this can really limit the amount of information about that entry, which can be in any given report. The solution is multiple lines per entry, but if you use this, include either spacing or separators to make the report easier to read. Below is our vendor master report in a two-line format. Even with the two lines, there was not room for all the information listed. The current accounting information was put on the invoice summary report rather than the vendor master.

Note that the heading identified the report number, the company (Demo Disk), the date, the name of the report, the sequence in which it was printed and the page number. This is what I would consider to be pretty much a standard

heading. Anything less would be incomplete, and there isn't much of it left out. The labels won't be shown here, but they are the standard one-up labels which can be purchased at most Radio Shack stores or office supply stores.

The next report we listed was an invoice summary report. This actually becomes one of the more important reports in that it shows all the detail information for each vendor, along with the balances. It is a multiple-line per entry report with a header for each vendor. The first (and until paid, only) line for each invoice gives the received date and amount plus the ledger code to charge the expense to, the amount to be paid and any comments that were entered. The second line for an invoice appears when payment has been made for that invoice. Note that the report program adds a comment of either "paid in full" or "partial payment" to make it easier to scan the report.

Note that the report totaled number of vendors, number of invoices, total beginning due, total current invoices, total current payments, and new ending due total. These totals are not only quite helpful to the user, but also to the programmer in that if they don't match between reports that are using the same information, the system isn't in balance. (Since I used different extract combinations to generate these examples, the totals will not always balance.)

The next two reports are important because they help a company know, both in detail and in a temporal sense, the status of any past due invoices. This is an example of where the programmer or designer needs input from the users in that when we originally did a past due report, it was quite simple. It didn't take long before we were asked to not only

=====

MAP-2 DEMO DISK		Vendor Master Report Index Number Sequence			Date 04/25/82		Page 1
Index No. Vendor No.	Name title	Address City	St Zip	Telephone Act Dt	Terms YTD Paid		
0009 000400	EMPLOYEE INSURANCE CO	620 LINDA VISTA RD. SAN DIEGO	CA 91075	747-7390 04/15/82	60 1286.39		
0010 000410	FIRST NATIONAL BANK SOLANA BEACH BRANCH	405 S. HIGHWAY 101 SOLANA BEACH	CA 92098	755-1191 08/23/82	20 465.40		
0011 000405	A TO Z COMPUTER SERVICE	2254 MOORE ST- SAN DIEGO	CA 91172	714 992-0294 11/22/79	30 0.00		
0012 000205	S. D. OFFICE SUPPLY J. WHITE	700 CONVEY SAN DIEGO	CA 91054	714 289-2770	25 0.00		
Total Vendor's = 4					1751.79		

MAP-3  
DEMO DISK

Invoice Summary Report  
Index Number Sequence

Date 04/25/82 Page 1

Ven No.	Idx No.	Name	Beg Due	Cur Invc	Cur Pay	End Due	
Terms	Inv No.	Rec Dt. Pay Dt.	Rec Amt. Pay Amt.	Ledgx Chk. No.	Pay Due	Remarks Comments	
000410	0010	FIRST NATIONAL BANK	345.78			345.78	
20	00098	03/24/82	345.78	900	345.78	FED TAX PMT	
000520	0013	WHOLESALE ELECTRONICS	432.89		20.23	453.12	
10	05123	04/12/82	453.12	501.3	453.12	PC BOARDS	
000500	0014	CANNON ITT PRODUCTS	1227.35		575.00	652.35	
10	00892	04/12/82	478.00	501.2		PO 4897	
		04/25/82	200.00	1007	278.00	Partial Payment	
	04592	04/03/82	359.00	501.1	359.00	PO 45-9032	
	09928	03/29/82	375.00	501.3		PO 23-5678	
		04/15/82	375.00	1004	0.00	Paid in Full	
3 TOTAL Invoices = 5			2006.02		20.23	575.00	1451.25

beef up the past due report, but to add the aged report. We could take the purist's attitude that if they paid their bills on time, they wouldn't need either of these, or we can enter the real world and provide customers with what they need.

If there are other invoices for a vendor, on the past due report the ending due can be more than the past due. Also note in the final totals, the due amount is \$200 less than the invoice amount, reflecting the \$200 partial payment, which shows up in the summary report. The relevance of these different numbers is that the user not only knows what is currently past due, but also what else is owed to any vendor.

The vendor aged report shows this information in a very easy to understand way. It simply totals up all invoices and spreads them across time. This would be considered a 'management' report because it shows the big picture rather than getting bogged down with details.

If this report were true, I doubt that you would be able to call this particular customer! (They probably don't have electricity anymore either!) Study this simple report for a moment and see how much really valuable information it provides. If you were running a business, this report would give you a complete summary of your total payables system. This is the key to reports: what is their value to their user? So far in the reports we've seen, the vendor master could have as well been a Rolodex file. Although a file folder would have been a little more messy, it could have provided the invoice summary report. But these last two and the next one are the

reason for a computer, because they are providing something that is *not* easy to get manually. Don't lose sight of this point when designing a report.

As a user of our own products, I must admit the next report is my favorite. It is the payment forecast report, and what it does is take all invoices, project their due date by

*"The vendor aged report shows this information in a very easy to understand way. It simply totals up all invoices and spreads them across time."*

adding the terms period to the received date and then lists them in due date sequence, accumulating the payment amounts into a running summary. To add the icing to the cake, there is a separator line between the past due invoices and the ones coming due. The running summary is a cash requirement projection, showing how much is needed and by what time. Since our Accounts Payable System was designed with a pay by date due feature, a user can run a payment forecast report, check the company bank balance,

MAP-4  
DEMO DISK

Invoice Past Due Report  
Index Number Sequence

Date 04/25/82 Page 1

Ven No.	Idx No.	Name	Terms	End Due
Inv No.	Rec Dt.	Rec Amt.	Pay Dt.	Pay Due
000410	0010	FIRST NATIONAL BANK	20	345.78
00098	03/24/82	345.78	04/14/82	345.78
	Total	345.78		345.78
000520	0013	WHOLESALE ELECTRONICS	10	453.12
05123	04/12/82	453.12	04/22/82	453.12
	Total	453.12		453.12
000500	0014	CANNON ITT PRODUCTS	10	652.35
00892	04/12/82	478.00	04/25/82	278.00
04592	04/03/82	359.00	04/13/82	359.00
	Total	837.00		637.00

Total Vendors Past Due = 3  
 Total Invoices Past Due = 4  
 Total \$ Ending Bal Due = 1451.25  
 Total \$ Invoice Amt = 1635.9  
 Total \$ Invoice Due = 1435.9

MAP-07

Vendor Aged Report  
Index Number Sequence

Date 04/25/82 Page 1

Date Control Start 820425 > 820325 > 820225 > 820125

Idx No.	Name	Total	01-30	31-60	61-90	91-UP
0006	TELEPHONE CO	524.75	0.00	399.75	125.00	0.00
0007	ELECTRIC CO	285.80	0.00	285.80	0.00	0.00
0008	MOBIL OIL	89.56	89.56	0.00	0.00	0.00
0010	FIRST NATIONAL BANK	345.78	0.00	345.78	0.00	0.00
0013	WHOLESALE ELECTRONICS	453.12	453.12	0.00	0.00	0.00
0014	CANNON ITT PRODUCTS	637.00	637.00	0.00	0.00	0.00
0015	ACME CLEANING SERVICE	275.00	200.00	75.00	0.00	0.00
No. Acc	TOTALS	2611.01	1379.68	1106.33	125.00	0.00

determine how much money is available for payments, look up the date that corresponds to that amount of money, and then let the computer find all invoices to be paid. How much easier can you make it for the user!

The last report series that will be described for our Accounts Payable System are the activity and payment reports. These provide both audit trail capabilities and output which can be used to either manually or automatically post to another part of the accounting system.

This report using the codes that we developed for the activity record, is divided into three parts. A type one is from a master record change (first report), a type two is from an invoice record change (no example), and a type three is for payments. The purpose of type one and two codes is to record any dollar changes that have been made to the system via adjustments, etc. These changes are the type that will put the system out of balance, and thus need to be recorded. You can't disallow changes of this type, because there are legitimate needs to make corrections occasionally, but by providing an audit trail of the changes, you are helping the custo-

mer and in a sense protecting yourself from claims that your system doesn't balance.

The payment report includes the vendor code (should have name), the invoice number, the payment date and amount, the ledger cost code, check number and a message as to how it was paid.

The activity reports accumulate data until you scratch and reallocate them in new period processing. Some customers print and scratch them daily, others weekly, and others with lower volume make it a monthly procedure. Invoices are typically retained for a month, with new period processing deleting paid invoices, making space for new ones to be entered.

This completes the design stage of our project. The next article will deal with programming, and the order in which we should develop our modules. As you will see, the programming will actually be fairly straightforward since we have already defined our record, our report layouts and have a high level flowchart to follow.

```

=====
MAP-5                               Payment Forecast Report          Date 04/25/82  Page 1
DEMO DISK                           Due Date Sequence

Idx No.   Name                               Inv No.  Due Dt.  Ldgx     Due Amt.   Pay Sum
-----
0006      TELEPHONE CO                          02589   04/03/82  601.3    125.00     125.00
0014      CANNON ITT PRODUCTS                   04592   04/13/82  501.1    359.00     484.00
0006      TELEPHONE CO                          02690   04/14/82  601.1    256.75     740.75
0010      FIRST NATIONAL BANK                   00098   04/14/82  900      345.78     1086.53
0007      ELECTRIC CO                            01004   04/22/82  604.1    126.00     1212.53
0014      CANNON ITT PRODUCTS                   00892   04/22/82  501.2    278.00     1490.53
0013      WHOLESALE ELECTRONICS                  05123   04/22/82  501.3    453.12     1943.65
0015      ACME CLEANING SERVICE                  00305   04/24/82  665      50.00     1993.65

----- Run Date Line -----
0015      ACME CLEANING SERVICE                  00448   04/25/82  660      25.00     2018.65
0008      MOBIL OIL                              03491   04/26/82  616      89.56     2108.21
0006      TELEPHONE CO                          02785   04/27/82  601.2    143.00     2251.21
0007      ELECTRIC CO                            03009   04/27/82  604.3    100.50     2351.71
0015      ACME CLEANING SERVICE                  07784   04/27/82  660      100.00     2451.71
0015      ACME CLEANING SERVICE                  00553   05/03/82  665      100.00     2551.71
0007      ELECTRIC CO                            03006   05/04/82  604.2    59.30     2611.01
TOTALS                                     2611.01

```

Idx No.	Cd	Inv No.	Pay Dt.	Pay Amt.	Ledgx	Chk No	Message
0006	32	02007	04/15/82	25.00	601.1	99999	Paid By Acct.
0006	32	09006	04/15/82	-25.00	601.2	99999	Paid By Acct.
0006	32	02007	04/15/82	95.00	601.1	1000	Paid By Acct.
0006	32	05598	04/15/82	140.00	601.2	1000	Paid By Acct.
0006	32	02046	04/15/82	130.00	601.3	1000	Paid By Acct.
0006	32	09006	04/15/82	-257.00	601.2	1000	Paid By Acct.
0006	32	02234	04/15/82	145.60	601.2	1000	Paid By Acct.
0008	33	03401	04/15/82	135.67	616	1003	Paid By Date
0014	33	09928	04/15/82	375.00	501.3	1004	Paid By Date
0015	33	09005	04/17/82	-10.00	665	1005	Paid By Date
0015	33	09003	04/17/82	-50.00	665	1005	Paid By Date
0015	33	03304	04/17/82	75.00	665	1005	Paid By Date
0014	31	00892	04/25/82	200.00	501.2	1007	Paid By Invoice No.

Total Activity: 13

Total Credits: -342.00

Total Invoices: 1321.27


Net Amount Paid: 979.27

## Stylograph III and WordPak are "United" by Color OS9 to provide a dazzling display of Word Processing Power

Stylo III has many enhanced features

- Printer configuration program
- Continuous overwrite mode
- Programming mode
- Enhanced cursor control

WordPak adds a new dimension to the overall performance of the Color Computer.



The Color Computer is transformed into a quality professional work station when you put the right combination together.

Stylograph III + WordPak \$239.<sup>95</sup>

Stylograph III + WordPak \$359.<sup>95</sup>

(Stylograph III + Mail Merger + Spell Checker)

Send for catalog  
Flex Versions also available

Great Plains Computer, Inc.  
P.O. Box 916  
Idaho Falls, Idaho 83402  
208-529-3210

# COLOR COMPUTER MAILLIST FOR RENT OR TRADE

- ★ OVER 12,000 OWNERS AVAILABLE
- ★ AVAILABLE ON LABELS OR DISKETTES
- ★ MINIMUM ORDER - 1000 NAMES
- ★ WE TRADE 1 FOR 1 (ON DISK PLEASE)
- ★ ZIP SORTED LIST
- ★ C.O.D. ORDERS AVAILABLE
- ★ WE WELCOME YOUR BUSINESS CHECK

PRESSURE SENSITIVE LABELS .... \$40<sup>00</sup> per 1,000  
 COCO FORMATTED DISKS ..... \$70<sup>00</sup> per 1,000

USE ORDER FORM BELOW

## I HAVE SOMETHING TO SAY!

For as little as 46 cents a program you can enjoy great games like FROGJUMP, FRENZY, CATERPILLAR CAVE, SHOOTIN GALLERY, and great adventures. Use powerful home management programs such as BUDGET, STOCK MARKET, BARTENDER, TINY CALC, and COST OF LIVING. Also, enjoy the use of powerful programming utilities such as COCO MONITOR, GRAPHIC SCREEN PRINT, RAM TEST, HIGH RESOLUTION TEXT, and SINGLE DISK COPY. Increase your knowledge with educational programs such as BASIC SPEED UP TUTORIAL, FLASH CARD, TRIGONOMETRY TUTOR, and our 8 PART SERIES ON MACHINE LANGUAGE.

\*Many programs use machine language!\*



Every month you will receive a cassette tape with 10 ready to run documented programs.

16 K Extended Required

ORDERS SENT SAME DAY!  
 FIRST CLASS SHIPPING!  
 Back Issues Available from July, 1982.  
 Call or write for our free catalog.  
 Dealer Inquiries Invited.

PRICES	
1 YR. (12 ISSUES)	\$55.00
6 MO (6 ISSUES)	\$30.00
SINGLE COPIES	\$ 6.00

MICHIGAN RESIDENTS ADD 4% TO ORDER  
 OVERSEAS ADD \$10.00 TO SUBSCRIPTION  
 AND \$1.00 TO SINGLE COPIES

NO CHARGE ON SHIPPING  
 PLEASE USE ORDER FORM BELOW

PERSONAL CHECKS  
 WELCOME



### Bulk Diskettes!

#### AS LOW AS \$1.25 EACH!

- ★ 5 1/4 Single Sided Double Density
- ★ Meet All Industry Specifications
- ★ Dynamag! 100% Error Free!

Quantity	Price	Shipping
1-15	\$1.60	\$1.75
16-35	1.50	2.00
36-75	1.45	2.25
76-199	1.40	3.00
200-499	1.35	3.75
500-?	1.25	5.00

ADD 10¢ EACH FOR BLANK SLEEVES



### COMPUTER CASSETTES

#### ★★ FREE PROGRAMS ★★

on any order of 20 or more tapes, you will receive two color computer programs of the above product!

- ★ 5 Screw Shell
- ★ Error Free Tape
- ★ Computer Grade
- ★ Lowest Prices Around

	1-29	30-59	60-?
C-10's	\$.55	\$.50	\$.45
C-20's	.65	.60	.55
C-60's	.80	.75	.70
C-90's	.90	.85	.80
Cases	.18	.16	.15
Shipping	2.00	3.00	4.00

BLANK LABELS ADD 3¢ EACH

MAIL TO:



T & D Computer Products  
 P.O. BOX 256-C  
 HOLLAND, MI 49423  
 Phone: 616-396-7577



C.O.D.'s

PERSONAL CHECKS WELCOME

'IMMEDIATE SHIPPING'  
 Specify UPS or PARCEL POST

NAME \_\_\_\_\_

ADDRESS \_\_\_\_\_

CITY, STATE, ZIP \_\_\_\_\_

CREDIT CARD/EXP. \_\_\_\_\_

ITEM	PRICE	QUAN	TOTAL
Outside U.S.A. Double Shipping			Subtotal
U.S.A. Funds ONLY			Shipping
			MI Res.
			4%
			TOTAL



# Examining the

## PART I

By Daniel Adams Eastham  
Rainbow Contributing Editor

In the last column we talked about executable statements and how they are used to direct the operation of the computer. They do this by inputting, manipulating and outputting information or *data*. This data is always kept in the form of ones and zeros, and (almost) always represents something other than ones and zeros. We usually make some combination of ones and zeros represent more familiar objects that we wish to manipulate like the letter A or the number 23.

### Bytes and Bits

The ones and zeros in the computer are called bits and are arranged in groups of eight which are called bytes; 1,024 of these bytes are called a K (short for kilobyte). A 64K Color Computer has over one-half million bits of memory, which can be used to store pro-

grams and working data.

Most data is represented by one or more whole bytes. Since an individual byte has eight bits, each of which has two possible values (one or zero), a byte can, therefore, have any one of 256 values. One way to think of these values is that they represent eight-digit, base two numbers from 00000000 to 11111111. The equivalent range of numbers in base 10 is zero to 255.

### Representing Data

While the numbers zero to 255 may sometimes be exactly what we want to manipulate, usually we wish to work with some other type of data. This may be the letters of the alphabet, the months of the year or dollars and cents. These items each represent a class or type of information which has some finite range of distinct values. There are 26 letters in the alphabet, 12 months in the year and 1,000,000 possible combinations of dollars and cents in a checking account.

We can use one, two or more bytes of memory to represent a specific type of information. We then assign a specific combination of bits within those bytes to represent a particular value of that type. For example, if we use one byte to represent a month of the year, we have

256 possible values. We assign the value zero to January, one to February, two to March and so on until 11 is assigned to December. The remaining possible values are then referred to as undefined and we won't use them.

### Pre-Defined Types

In every language, there are some types that are already defined for you. In BASIC you have real numbers and strings. In PASCAL you have real numbers, integers, characters and booleans. Many PASCAL compilers also have strings as a pre-defined type. The specific number of bytes used to represent each type will vary from one compiler to another. For Deft PASCAL the following pre-defined types are explained:

- \* **char** — this is a one-byte type which represents the ASCII character set. For example, the values 65 to 90 represent the letters A through Z and the values 97 to 122 represent the letters a to z. Other values represent special characters such as dollar sign and control characters like carriage return.
- \* **boolean** — this is a one-byte type which uses only two possible combinations of bits, zero and one. Zero represents false and one represents true.

---

*(Daniel Adams Eastham holds a B.S. degree in computer science and has 13 years experience in systems and communications programming, including work on the original Telenet packet switching network. He is the author of the DEFT PASCAL Workbench and is currently president of DEFT Systems, Inc.)*

- \* **integer** - this is a two-byte type which represents the whole numbers from -32768 to +32767.
- \* **real** — this is a six-byte type that represents both the positive and negative real numbers in the range 10 to the -64 power to 10 to the +63 power. Since the number of real numbers between any two real numbers is infinite, this type cannot represent all of them. Rather, all the real numbers with the same first 10 digits are represented by a particular value.
- \* **string** — this is an 81-byte type that represents groups of up to 80 char types.

There is also another predefined type text which we will talk about in the next column.

### The TYPE Statement

In addition to providing these predefined types, PASCAL also allows you to define your own types. This is done with a *TYPE* statement which looks like this:

```
TYPE <identifier> = <type
definition>;
```

This statement defines a new type whose name is "identifier" and whose definition is "type definition." It is important to note that this statement does not define a variable which actually occupies a place in memory, but rather the way that information will be represented when a variable of this type is later defined.

One kind of type definition is merely the name of a previously defined type. For example:

```
TYPE Money = Real;
```

This defines a new type called Money which is equivalent to the pre-defined type Real.

### Enumerated Types

One of the more interesting ways to use the *TYPE* statement is to define an enumerated type. The general form of an enumerated type definition is:

```
(<identifier>, <identifier>, ... ,
<identifier>)
```

An enumerated type identifies a direct representation of binary values to some particular set of objects. For example:

```
TYPE Month = (January, February,
March, April, May, June, July,
August, September, October,
November, December);
```

```
OperateState = (Idle, Running, Wait-
ing, Stopped);
```

You can see that you can define more than one type in a single *TYPE* statement. The first type is Month which represents the months of the year. The <identifiers>, January through December, are implicitly defined as constants of type Month. The order of the constants is important since the first one will be represented with the binary value zero, the second with one and so on until the last (December) is represented with an 11.

The second type, OperateState, is the operational state of a piece of machinery. The constant Idle is represented by the value zero, Running by the value one, Waiting by the value two and Stopped by the value three.

Enumerated types can be used in sub-range, *ARRAY* and *SET* type definitions as well as in defining variables. Operations that you can perform with enumerated type variables are described below.

### Subrange

All of the types (except Reals) that we have been discussing up to this point are called ordinal types. These types all consist of a set of discrete values. Sometimes you want to use only a subset of the values of an ordinal type. You do this in PASCAL by defining a subrange. For example:

```
TYPE SummerMonths =
(June..August);
SmallInteger = -128..127;
CapLetters = ('A'..'Z');
```

In the above example, SummerMonths is a subrange of the base type Months and consists only of the values June, July and August. SmallInteger is a subrange of the base type Integer and consists of only the values from -128 up to +127. Most PASCAL compilers will use only as many bytes of memory as necessary to represent a given type so that SmallInteger will usually only take up one byte of memory. Finally, CapLetters is a subrange of type char consisting of only the capital letters.

### ARRAY

One of the major uses of a subrange type is in the definition of an array type. Like BASIC, an array in PASCAL is a collection of like types which can be accessed randomly. The general definition of an array type is:

```
ARRAY [<ordinal type definition>]
OF <type definition>
```

The ordinal type definition describes the number of elements in the array and how they are accessed. The type definition describes the type of each element in the array. For example:

```
TYPE MonthDays = 28..31;
```

```
DEFT PASCAL V3.2                (C) 1984 DEFT SYSTEMS, INC.    PAGE 1
Calendar Program

00 0000  (* This program creates a one month Gregorian  *)
00 0000  (* calendar for any month from January of year 1 *)
00 0000
00 0000  PROGRAM Calendar (Input, Output);
00 0000
00 0000  TYPE Months = (January, February, March, April, May, June, July,
00 0000                      August, September, October, November, December);
00 0000
00 0000  VAR  DaysInMonth : ARRAY [January..December] OF 28..31;
00 0000          Month, M : Months;
00 0000          Year, FirstDay, DayOfMonth, I : Integer;
00 0000
00 0000  BEGIN
01 0007    DaysInMonth[January] := 31;
01 001A    DaysInMonth[February] := 28;
01 002E    DaysInMonth[March] := 31;
01 0042    DaysInMonth[April] := 30;
01 0056    DaysInMonth[May] := 31;
01 006A    DaysInMonth[June] := 30;
01 007E    DaysInMonth[July] := 31;
```

```
VAR MyArray : ARRAY [1..20]
  OF Real;
  DaysInMonth : ARRAY
    [Months] OF MonthDays;
```

The first variable is an array which is defined very similarly to the way that you would define one in BASIC. This one has 20 elements which are accessed by using the integers one through 20 and each element of the array is a real. You can see that subranges are frequently used when defining the range and number of elements in an array.

The second variable is an array called DaysInMonth. It has one element for each month and consists of a subrange of integers which describe the number of days in the particular month.

The way that you access elements of an array variable is by naming the variable and following it with a subscript enclosed in square brackets ( []). For example:

```
MyArray[3]
DaysInMonth[April]
```

#### Multi-Dimensioned Arrays

PASCAL has no inherent limit on the number of dimensions that an array can have. There are several ways that you can define additional dimensions:

```
TYPE Row = ARRAY[1..80] OF
  Char;
  Screen1 = ARRAY[1..24] OF
  Row;
  Screen2 = ARRAY[1..24] OF
  ARRAY[1..80] OF Char;
  Screen3 = ARRAY[1..24,
  1..80] OF Char;
```

All three of the above two-dimensional arrays describe 24 rows of 80 characters each. In all three instances additional dimensions can be added by using any of the three methods. An element of a multi-dimensioned array can be accessed using either of the following notations:

```
ScreenVar[3, 4]
ScreenVar[3][4]
```

#### Operations On Ordinal Types

Once you are able to define all of these data types, you have the problem of how to use them. As described in the last column, there is a complete expression syntax for creating integer and boolean type expressions. One of the key characteristics of PASCAL is that you are not allowed to mix different types in an expression or assign one type to another. This means that you cannot add a char to an integer or compare a

```
01 0092 DaysInMonth[August] := 31;
01 00A6 DaysInMonth[September] := 30;
01 00BA DaysInMonth[October] := 31;
01 00CE DaysInMonth[November] := 30;
01 00E2 DaysInMonth[December] := 31;
01 00F6
01 00F6 Page;
01 0102 WRITELN;
01 010A WRITELN;
01 0112 REPEAT
01 0112 WRITE ('ENTER YEAR: ');
01 012F READLN (Year);
01 0144 IF Year < 1 THEN WRITELN ('INVALID YEAR');
01 0171 UNTIL Year >= 1;
01 017E
01 017E REPEAT
01 017E WRITE ('ENTER MONTH: ');
01 019C READLN (Month);
01 01B1 IF (Month < January) OR (Month > December) THEN
01 01E0 WRITELN ('INVALID MONTH');
01 01FF UNTIL (Month >= January) AND (Month <= December);
01 022E
01 022E Year := Year - 1;
01 0241 FirstDay := (1+Year+Year DIV 4-Year DIV 100+Year DIV 400) MOD 7;
01 029D Year := Year + 1;
01 02AA IF Year MOD 4 = 0 THEN DaysInMonth[February] := 29;
01 02DA IF Month > January THEN FOR M := January TO PRED (Month) DO
01 0302 FirstDay := (FirstDay + DaysInMonth[M]) MOD 7;
01 0330
01 0330 Page;
01 033C WRITE (' ');
01 0357 CASE Month OF
01 035A January : WRITE ('JANUARY');
01 037E February : WRITE ('FEBRUARY');
01 03A2 March : WRITE ('MARCH');
01 03C3 April : WRITE ('APRIL');

DEFT PASCAL V3.2 (C) 1984 DEFT SYSTEMS, INC. PAGE 2
Calendar Program

01 03E4 May : WRITE ('MAY');
01 0403 June : WRITE ('JUNE');
01 0423 July : WRITE ('JULY');
01 0443 August : WRITE ('AUGUST');
01 0465 September : WRITE ('SEPTEMBER');
01 048A October : WRITE ('OCTOBER');
01 04AD November : WRITE ('NOVEMBER');
01 04D1 December : WRITE ('DECEMBER');
01 04F0 END;
01 04F2 WRITELN (Year);
01 0507 WRITELN (' SUN MON TUE WED THU FRI SAT');
01 0537 DayOfMonth := 0;
01 053C REPEAT
01 053C WRITELN;
01 0544 WRITE (' ');
```

boolean with an enumerated. However, a subrange of a type is completely compatible with its base type and other subranges of the same base type.

PASCAL does include some type transfer functions. *ORD* takes any ordinal type expression as an argument and returns the corresponding integer value. *ODD* takes an integer type expression and returns a TRUE or FALSE boolean type value depending on whether the value is odd. *CHR* takes an integer type expression and returns the corresponding char type value.

Enumerated type variables can be assigned, compared, passed to a *PROCEDURE* or *FUNCTION* as a parameter, used as the subscript for an array reference or as an index value in a *FOR* statement, used as the selector in a *CASE* statement and used with the *SUCC*, *PRED* and *ORD* functions.

The *SUCC* and *PRED* functions are general functions which take a value of any ordinal type and return the next higher (*SUCC*) or next lower (*PRED*) value of the same type. For integers, this is the same as adding or subtracting one. For an enumerated type, these functions return the constant in the enumerated list which is the one preceding or following the value given to the function.

```

01 0557 FOR I := 1 TO FirstDay DO WRITE (' ');
01 058E REPEAT
01 058E DayOfMonth := DayOfMonth + 1;
01 059B WRITE (DayOfMonth:4);
01 05AF FirstDay := FirstDay + 1;
01 05BC UNTIL (FirstDay = 7) OR (DayOfMonth = DaysInMonth[Month]);
01 05EE WRITELN;
01 05F6 FirstDay := 0;
01 05FB UNTIL DayOfMonth = DaysInMonth[Month];
01 0610 END.

```

SYMBOL	CLASS	STRUCT	ALLOC	DATA TYPE	VALUE	LOW	HIGH	SIZE
APRIL	CONSTANT			MONTHS	3	0	0	1
AUGUST	CONSTANT			MONTHS	7	0	0	1
DAYOFMONTH	VARIABLE		AUTOMATIC	INTEGER	-24	-32768	32767	2
DAYSINMONTH	VARIABLE	ARRAY	AUTOMATIC	INTEGER	-16	0	11	12
DECEMBER	CONSTANT			MONTHS	11	0	0	1
FEBRUARY	CONSTANT			MONTHS	1	0	0	1
FIRSTDAY	VARIABLE		AUTOMATIC	INTEGER	-22	-32768	32767	2
I	VARIABLE		AUTOMATIC	INTEGER	-26	-32768	32767	2
JANUARY	CONSTANT			MONTHS	0	0	0	1
JULY	CONSTANT			MONTHS	6	0	0	1
JUNE	CONSTANT			MONTHS	5	0	0	1
M	VARIABLE		AUTOMATIC	MONTHS	-18	0	11	1
MARCH	CONSTANT			MONTHS	2	0	0	1
MAY	CONSTANT			MONTHS	4	0	0	1
MONTH	VARIABLE		AUTOMATIC	MONTHS	-17	0	11	1
MONTHS	TYPE			MONTHS	0	0	11	1

## STOCK & FUND INVESTING

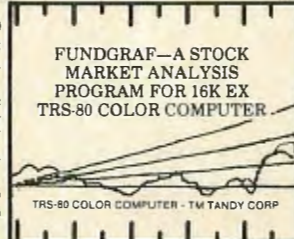
### with the TRS-80\* COLOR COMPUTER

#### USE FUNDGRAF AND FUNDFILE

**FUNDGRAF** is a stock market analysis program that not only graphs and analyzes funds or stocks, but also makes decisions on when to BUY and SELL. Improve market timing using your COCO.

**GRAPHS** fund's progress (up to 200 weeks). **SUPERIMPOSES** for comparison: a line of constant percent growth or a graph of any other fund (or stock). **CALCULATES** over any time span: the percent price change and the moving average (any span). **INDICATES BUY and SELL** signals. **FUNDGRAF** requires 16 K ECB min.

- 16/32 K Tape ..... \$49.95
- 16/32 K 5 in. Disk ..... \$69.95
- ADD \$2 handling on all orders.



**FUNDFILE** is a portfolio and account management program for securities. Manage single or multiple portfolios of stocks, mutual funds, bonds, money market funds, etc. **FUNDFILE** allows easy maintenance of all your records for accurate portfolio evaluation. **NEW 32K VERSION OF FUNDFILE** summarizes all transactions (dividends, interest, purchases and sales) between any two dates of your choice - weekly, yearly, etc. Categorizes interest and dividends paid as to tax liability (tax free, etc.) and capital gains as long or short term. Great for tax reports.

- FUNDFILE REQUIRES 16 K ECB min. and 80-COL PRINTER.**
- 5-in. Diskette only for 16 K ECB ..... \$27.95
  - 5-in. Diskette only for 32 K ECB ..... \$37.95
  - ADD \$2 handling on all orders.



Write for free brochure for details. Dealer inquiries invited.

**PARSONS SOFTWARE, DEPT. G  
118 WOODSHIRE DRIVE  
PARKERSBURG, WV 26101**

## Marshmallows for your CoCo

- ED** THE SUPERIOR PROGRAMMER'S EDITOR for OS-9 or FLEX ..... \$49  
A combination screen/line editor which addresses specific lines by line number.
- ASM** 6809 STANDARD MACRO ASSEMBLER for OS-9 or FLEX ..... \$49
- OSM** 6809 EXTENDED MACRO ASSEMBLER for OS-9 or FLEX ..... \$99
- CRASMB** 8 BIT MACRO CROSS ASSEMBLER for OS-9 or FLEX ..... \$399  
Cross assembles these CPU types:  
6800-2-8 6801-3 6804 6805  
6809 6811 6502 1802  
8048 8080-5 Z-8 Z-80
- CRASMB 16.32** 16 and/or 32 BIT CROSS ASSEMBLER for OS-9 or FLEX ..... \$249  
Exclusively supports the 68,000 CPU.
- DO** SHELL COMMAND LANGUAGE for OS-9 ..... \$69  
Intended to be used for batch processing. Similar appearance to BASIC, with nine string and 26 number variables for parameter passing.
- K-BASIC** BASIC LANGUAGE COMPILER ..... LEVEL 1 for OS-9 or FLEX (Available 1/84) ..... \$199  
A BASIC to Machine Language compiler. Level 1 supports sequential files, floating point, three sizes of integers, string variables, and arrays. Includes 6809 run time package and OSM assembler.

....PLEASE SPECIFY OS-9 OR FLEX, AND INDICATE DISK SIZE....

LLOYD I/O 19535 NE GLISAN PORTLAND, OR 97230 (503) 666-1097

### Example Program

This program displays a one month calendar (Gregorian) for any month since 1 A.D. First it prompts you for a year and month and then it lays the corresponding calendar on the screen.

The enumerated type Months defines the months of the year and is used to define the array DaysInMonth. Each element of DaysInMonth is initialized with the number of days in the corresponding month. Two REPEAT loops then prompt for and validate the year and month. The READLN statement that reads the month requires you to enter the corresponding month number (where January is month number zero).

After reading in the year and month, the program then computes the first day of the week in the year and then in the month and saves it in FirstDay. It then uses Month in a CASE statement to display the name of the month. Finally, the two nested REPEAT statements actually display the numbers. FirstDay is used to determine how many weekdays to space over before displaying the first number; and DayOfMonth contains the actual day of the month.

In the next column we will talk about structured types and how PASCAL makes it easy to represent and use more complex types of data.

NOVEMBER	CONSTANT	MONTHS	10	0	0	1
OCTOBER	CONSTANT	MONTHS	9	0	0	1
SEPTEMBER	CONSTANT	MONTHS	8	0	0	1
YEAR	VARIABLE	AUTOMATIC INTEGER	-20	-32768	32767	2

STACK REQUIREMENTS: 44  
 CODE SIZE 1556  
 UNUSED STACK 32773  
 MAX SYMBOLS 118  
 TOTAL ERRORS 0  
 SOURCE FILE: CALENDAR:1  
 OBJECT FILE: CALENDAR:1



### Contest Winner . . .

Our judges are fast! Here's the first winner in "The Great Rainbow One-Liner Contest," just announced in Jim Reed's column on Page 16 of this issue.

Look for more winners in future issues, or become one yourself by sending in your best One-Liner.

Congratulations, Tim!

### SPIRALES

```

0 CLS:PRINT"ENTER # OF DEGREES B
ETWEEN ARCS,HIT ANY KEY TO GO AG
AIN.",:PRINT:PRINT"LAST="I:INPUT
I:PMODE4:PCLS:SCREEN1,1:LINE-(12
8,96),PRESET:FORR=0TO160STEP1/57
.3:LINE-(.7*R*COS(R)+128,.6*R*SI
N(R)+96),PSET:NEXT:FORZ=0TO1STEP
0:IFINKEY$=""THENNEXTELSE0
  
```



Tim Skene  
 Montreal, Quebec

# MUL-T-SCREEN



## COLOR CHARACTER GENERATOR

### A NEW DIMENSION IN COLOR COMPUTING



- Now includes a character generator and sample graphic space game at no extra cost.
- Full 224 text and graphic characters. Underline in all PMODES. Prints vertically.
- All machine language, user transparent. Supports all BASIC, EXTENDED BASIC and DISK commands.
- Automatic loader recognizes 16K, 32K & 64K computers.
- Mix up to 5 character sizes in 4 colors all on one screen. A total of 10 sizes available from 8\*4 to 42\*24 or 32\*32 in vertical mode.
- Use up to 4 defineable window screens of any size. Also includes horizontally scrolling (crawling) one line screens.
- Includes positive & negative screen dumps in 2 sizes for R/S; Epson & Gemini printers. ( Please specify )
- Special Trace Delay can be used to debug programs one line at a time ( even graphics ).
- A special printer control can output characters to the screen & printer simultaneously.
- A must for all color computer owners. Once you try it you won't write another program without it.

## INCENTIVE SOFTWARE

(519) 681-0133

P.O. BOX 323  
 STATION B  
 LONDON ONTARIO  
 CANADA N6A 4W1

P.O. BOX 7281  
 PORT HURON  
 MICHIGAN 48301  
 U.S.A.

MINIMUM REQUIREMENT 16K BASIC  
 TAPE - 24.95 US or 29.95 CDN  
 DISK - 27.95 US or 32.95 CDN



Tape to Disk upgrade available for \$8US or \$10CDN. We pay postage within US & CANADA on orders over \$20, otherwise please add \$1. Other countries please add \$2. Charge orders please add \$1.

# THESE FINE STORES CARRY THE RAINBOW

The retail stores listed below carry THE RAINBOW on a regular basis and may have other products of interest to Color Computer users. We suggest you patronize those in your area.

<b>ALABAMA</b>					
Birmingham	Jefferson News Co.	Jacksonville	The Book Nook	Peoria	Book Emporium
Florence	Anderson News Co.		Book Town		Sheridan Village
Gardendale	The Fine Line	Kissimmee	Radio Shack & Elec. Hut		Westlake Shopping Center
Huntsville	Endicott Software	Longwood	Adventure International Store		Book Market
Madison	Madison Books	Melbourne	City Newsstand		Illinois News Service
Montgomery	Trade 'N' Books		The Little Store	Schaumburg	Data Domain
<b>ALASKA</b>		Miami	Micro Byte		Kroch's & Brentano's
Fairbanks	Electronic World		The News Rack	Skokie	Kroch's & Brentano's
<b>ARIZONA</b>		Orange Park	Software City	S. Holland	Abacus Computers
Glendale	Road Runner Computer Products	Orlando	The Alamo	Springfield	Book Emporium
Mesa	Personal Computer Place		Software Unlimited		Sangamon Center North
	Software Center	Panama City	Computer Systems Group		Town & Country Shopping Ctr.
Phoenix	Home Brew Computers		Boyd-Ebert Corp.		Book Emporium
	The Computer Shop	Pensacola	Anderson News Co.		Paper Place
	Tri-Teck Computers	Sarasota	Family Computers		North Shore Distributors
Scottsdale	Data Concepts	South			
	SoftwareLand Corp.	Pasadena	Paling Place	Sunnyland	Book Emporium
Tempe	All Systems Go	Stuart	Coribbean Engineering Corp.	West Frankfort	Paper Place
	Books Etc.	Tallahassee	Anderson News Co.	Wheeling	North Shore Distributors
	Computer Library	Tampa	Fine Print Bookstore		
Tucson	Anderson News Co.		Software Store	<b>INDIANA</b>	
	Minz Electronics	<b>GEORGIA</b>	Sound Trader & Computer Center	Berne	White Cottage Electronics
Yuma	Soft Shop	Atlanta		Garrett	Finn News Agency
<b>ARKANSAS</b>				Greenwood	The Computer Experience
Little Rock	Anderson News Co.			Indianapolis	Bookland, Inc.
<b>CALIFORNIA</b>					Indiana News
Atwater	Electrobrain			Jasper	Computer Store
Citrus Heights	Software Plus	Columbus	Chips, Inc.		Elex Mart
Downey	The Floppy Disk		Guild News Agency	Lawrenceburg	Bauer Electronics
El Cajon	Radio Shack	Cummings	Software City	Madison	Arcs Office Supplies
Exton	Software City	Jesup	Muscogee News Co.	Martinsville	Radio Shack
Fortuna	R&V Sound		Software City	Mishawaka	Carico's Radio Shack
Grefna	The Computer Supply Store	Marietta	Kent Radio Shack	New Haven	Advanced Color Software
Half Moon Bay	Strawflower Electronics	St. Simons	Kannon Music	Scottsburg	Radio Shack of Scottsburg
Hesperia	Dessert Sound, Inc.	Island	Radio Shack	Walbush	Mitting's Electronics
Hollywood	Levity Distributors	Toccoa	Act One Video		
Livermore	Software Galeria			<b>IOWA</b>	
Lompoc	L&H Electronics Emporium	<b>IDAHO</b>		Ames	Myers' TV & Stereo Repair
Los Angeles	Polygon Co.	Blackfoot	F/M Systems Electronics	Bettendorf	Cosmos Computers
Modesto	Software Mart	Boise	Magnum Computer	Davenport	Interstate Book Store
National City	JARB Software		Products		Software City
	Willy's Electronics	Moscow	Johnson News Agency	<b>KANSAS</b>	
Pacific Beach	Pro Am Electronics	<b>ILLINOIS</b>		Junction City	Ill H's Stereo
Palo Alto	Printers, Inc.	Aurora	Kroch's & Brentano's	Topeka	Palmer News, Inc.
Sacramento	Softwaire Center	Champaign	Book Market	Wichita	Town Crier of Topeka, Inc.
	Tower Magazine	Chicago	B. Dalton Booksellers		Amateur Radio Equipment Co.
San Diego	Computer Dimension		N. Walbush St.		Lloyd's Radio
	The Computer Store		West Jackson St.	<b>KENTUCKY</b>	
	Cost Plus Software		Bob's in Newtown	Hopkinsville	Hobby Shop
	Dimensional Software		Bob's News Emporium	Louisville	The Computer Store
	Disney's Electronics		Bob's Rogers Park	Maysville	Radio Shack
	Radio Shack		Book Market	Paducah	Radio Shack
San Francisco	News On 24		East Cedar	Paintsville	Gus-Stan Enterprises
Santa Rosa	Sawyer's News, Inc.		North Cicero	Pikeville	Gus-Stan Enterprises
	Software 1st		West Diversey	Radcliff	Bluebird Computers
Southgate	Color Computing		E.B. Garcia & Associates	<b>LOUISIANA</b>	
Stockton	Hardings Way News		Guild Books & Periodicals	Baton Rouge	Acme Book Co.
Sunnyvale	Computer Literacy		Kroch's & Brentano's	Crowley	Acadiana Newsstand
<b>COLORADO</b>			South Walbush	Shreveport	Computer SOS
Aurora	Aurora Newsland		West Jackson	Slidell	Radio Shack 7181
Colorado			516 N. Michigan	<b>MAINE</b>	
Spring	Hathaway's Magazines		835 N. Michigan	Brockton	Voyager Bookstore
Westminster	Software City		Parkway Drugs	E. Wilton	O'brian's Electronic Svc. Ctr.
<b>CONNECTICUT</b>			Parkwest Books	Lewiston	Computer Software & Education Centers
Danbury	Computer Serv. of Danbury		Sandmeyer's Bookstore	South Portland	Portland News Co.
Monroe	Mackey's		Univ. of Chicago Bookstore	Waterboro	Radio Shack
Orange	Software City		Univ. of Illinois Bookstore	<b>MARYLAND</b>	
<b>DELAWARE</b>			Videomat, Inc.	Baltimore	The Program Store
Wilmington	Normar, Inc.—The Smoke Shop		Book Emporium	Kensington	The Program Store
<b>DISTRICT OF COLUMBIA</b>			Book Market	Lexington Park	Books, Etc.
	The Program Store		Book Emporium		Bowes Books
<b>FLORIDA</b>			K-Mart Plaza	<b>MASSACHUSETTS</b>	
Boca Raton	Software, Software, Inc.		Northgate Mall	Brockton	Voyager Bookstore
Clearwater	The Avid Reader	Chillcothe	Applietree Computers	Cambridge	Ninis Corner, Inc.
	Soenen & Wilmoth Books	Danville	Book Emporium		Out Of Town News
	Village Book Shop	Decatur	Chicago-Main News		The Program Store
Cocoa	Delta Base		B & J Supply		Microcon Computer & Software Store
Coconut Creek	Software Plus More	DeKalb	Book Emporium		Program Store
Davie	Mike's Electronics Distributor	East Moline	Book Nook		Comers Book Shop
Ft. Lauderdale	Software Connection	Evanston	Bill's TV Radio Shack		Ipswich News
		Geneseo	Kroch's & Brentano's		Computer Plus
		Kewanee	B.I.E.S. Systems		North Shore News Co.
		Newton	Kroch's & Brentano's		Microcon Softwarecenters
		Oak Brook	Book Emporium		
		Oak Park		<b>MICHIGAN</b>	
		Paris		Allen Park	Book Nook, Inc.
				Ann Arbor	Community News Center
					Software City

Brooklyn	Weatherwax Radio Shack	Syracuse	Programs Plus	San Antonio	Coles Computer Center
Charlotte	Computer Options	Woodhaven	Spectrum Projects	<b>UTAH</b>	
Dearborn	DSL Computer Products	<b>NORTH CAROLINA</b>		Murray	Deseret Book
Durand	Robbins Electronics	Aberdeen	King Electronics	Ogden	Computer City
Fenton	Tri-County Electronics Radio Shack		Radio Shack	Salt Lake City	Bob's Magazine Corner
Flint	"I O"	Charlotte	Software City		Quality Technology
Greenville	Robbins Electronics		Newsstand Int'l	<b>VIRGINIA</b>	
Kalamazoo	John Rollins	Havlock	Papers & Paperback	Alexandria	Alonso Book & Periodical
Lapeer	Computer Corner	Hickory	Computer Concerns	Falls Church	The Program Store
	User Friendly	Marion	C <sup>2</sup> Books & Comics	Gaffon	Electronics Marketing
Lowell	Curt's Sound & Home Arcade Center	Raleigh	Bookers Rhythm Center	Norfolk	I-O Computers
Mt. Morris	Shop And Save		D.J.'s Book and News	Richmond	Software City
Muskegon	The Eight Bit Corner	Winston-Salem	Softmart	<b>WASHINGTON</b>	
Novi	MI Software Dist., Inc.		K & S News Stand	Bellevue	Software City
Okemos	Software City	<b>NORTH DAKOTA</b>		Marysville	More Than Games
Owosso	C/C Computer Systems	Fargo	Computer Associates	Mount Lake	
	Hi-Fi Audio Co.	<b>OHIO</b>		Terrace	
Perry	Perry Computers	Canton	Little Professor Book Center	Renton	Emerald Computer Services
	Perry Oil & Gas		Software Centre International	Seattle	Data Borne
Pontiac	Computer Shack	Cincinnati	Cinsoft	Spokane	Adams News Co., Inc.
Roseville	New Horizons	Columbus	The Program Store	Tacoma	Bits, Bytes & Nibbles
Royal Oak	Software City	Coshocton	Utopia Software		Nybbles 'N Bytes
St. Johns	Clinton Electronics	Dayton	Wilke News	<b>WEST VIRGINIA</b>	
Southfield	Software City	Fairborn	News-Readers	Logan	Stan's Electronics & Radio Shack
Sterling Heights	Sterling Book Center	Kent	The News Shop	Parkersburg	Valley News Service
Wyoming	Gerry's Book Co.	Kenton	T.W. Hogan & Associates	<b>WISCONSIN</b>	
<b>MINNESOTA</b>		Lakewood	Lakewood International News	Appleton	Badger Periodicals
Minneapolis	Read-More News	Lima	Brunner News Agency	Cudahy	Cudahy News & Hobby
<b>MISSISSIPPI</b>			Edu-Caterers	Janesville	Book World
Grenada	Stereo Store of Grenada, Inc.	Lorain	Computer Network	Lady-smith	Electronics, Etc.
Gulfport	Computerland	Mayfield		Milwaukee	Abacus Micro
<b>MISSOURI</b>		Heights	Programs Unlimited		Book Tree
Kansas City	Midwest CoCo Systems		Software City		Booked Solid
St. Louis	Book Emporium	Miamisburg	Wilke News		Booked Solid II
	Magic World	Rocky River	Programs Unlimited		Harvey Schwartz Bookshop
	Software Centre	Toledo	Leo's Book & Wine Shop		Univ. of Wisconsin Bookshop
	Computer Xchange		Reitz Electronics	<b>WYOMING</b>	
	Final Edition	Westerville	Home Computer Store	Casper	The Computer Store
University City		<b>OKLAHOMA</b>		<b>AUSTRALIA:</b>	
<b>MONTANA</b>		Muskogee	Radio Shack	<b>SYDNEY</b>	
Sydney	Tomalino's Electronics	Oklahoma City	Merit Micro Software	Kingsford	Paris Radio Electronics
<b>NEBRASKA</b>			D. Data		
Lincoln	Hobby Town	Stillwater	The Computer Store	<b>CANADA:</b>	
Omaha	Computers & Components	Tulsa		<b>ALBERTA</b>	
<b>NEVADA</b>		<b>OREGON</b>		Athabasca	McLeans Ltd.
Las Vegas	Hurley Electronics	Aloha	B. Color Computer and Software	Barhead	Barhead Sound 1982 Ltd.
<b>NEW HAMPSHIRE</b>		Hermiston	Lee's TV & Radio Clinic	Brooks	Double "D" A.S.C. Radio Shack
Peterborough	Radio Shack	Medford	John's News Stand	Calgary	Imperial Computer Ltd.
Portsmouth	Portsmouth Computers	Portland	80-Plus	Camrose	Radio Shack Associated Stores
West Lebanon	Verham News Corp.	<b>PENNSYLVANIA</b>		Claresholm	Radio Shack Associated Stores
<b>NEW JERSEY</b>		Allison Park	Software City	Coaldale	Coaldale Sight & Sound
Bergenfield	Software City	Alltoona	Newborn Enterprises	Drayton Valley	Langard Electronics
Cedar Knolls	Village Computer & Software	Greensburg	The Program Store	Edmonton	CMD Micro
Cherry Hill	Software City	Harrisburg	Harrisburg News Co.		Kelly Software Distributors
Clinton	Micro World II	Malvern	Personal Software		Radio Shack
Eaton-town	The Program Store	Philadelphia	City Software Center		D.N.R. Furniture & TV
Lawrenceville	Micro Con Software Center		Newsy		Fox City Color & Sound
Linwood	Software City	Phoenixville	Stevens Radio Shack		Radio Shack
Marmora	Outpost Radio Shack	Pittsburgh	All-Pro Souvenirs		The Stereo Hut
Montvale	Software City	Pleasant Hills	Pitt Computer & Software		Grande Centre
Morristown	Software City	Meeting			Grande Prairie
Nahwah	Computer Discount of N.J.	Pottstown	The Program Store		Hanna
Penhsville	Dave's Elect. Radio Shack	Shippensburg	Video Programming, Inc.		Leduc
Pinebrook	Software City	Tunkhannock	Rainbow Adventure		Lloydminster
River Edge	Software City	Whitehall	The Donna Comm. Co.		Peace River
Rockaway	Software Station	Williamsport	Software City		Pincher Creek
Summit	Software City	York	Shade Tree		Red Deer
Teaneck	Software City	<b>RHODE ISLAND</b>	The Computer Center of York		St. Paul
Wayne	Wayne Software	Newport	Kelly's Variety		Taber
<b>NEW MEXICO</b>		Warwick	Software Connection		Valleyview
Albuquerque	East West Enterprises	<b>SOUTH CAROLINA</b>		Vermilion	Photocraft Vermilion Ltd.
	Page One Newsstand	Charleston Hts.	SoftwareHaus, Inc.	Wetaskwin	Radio Shack
	Salt of the Earth	Beaufort	Data Byte Computer Center	<b>BRITISH COLUMBIA</b>	
	Sound Center — Radio Shack	Greenville	Palmetto News Co.	Burnaby	CompuIt
Los Alamos		Hilton Head	Megafron Corporation	Fr. St. John	Ken Dawson
<b>NEW YORK</b>		Spartanburg	Software City	N. Vancouver	Microwest Distributors
Briarcliff	Software City	Union	Fiering's Electronics	Victoria	International Software
Brockport	Lift Bridge Book Shop, Inc.	<b>TENNESSEE</b>		<b>MANITOBA</b>	
East Syracuse	The Data Phile Co.	Chattanooga	Anderson News Co.	Winnipeg	J & J Electronics Ltd.
Elmira Heights	Southern Tier News Co., Inc.	Dickson	Highland Electronics	<b>NOVA SCOTIA</b>	
Fairport	Software City	Knoxville	Anderson News Co.	Dartmouth	Sector Software
Hudson Falls	G.A. West & Co.	Memphis	First Byte Computer Co.	Halifax	Atlantic News
Johnson City	Unicorn Electronics		Computer Center	<b>ONTARIO</b>	
Melville	Imperial News		Software, Inc.	Bowmanville	Bowmanville Audio Vision LTD
Mt. Kisco	Software City		Tobacco Corner Newsroom	Etobicoke	NEPCOM
New York	Barnes & Noble—Sales Annex		Compus Computer Corp.	Hamilton	Galls Book World
	Coliseum Books		Mills Book Store	Kincardine	Prism Software
	Eastern Newsstand		Mosko's Book Store	Kingston	T.M. Computers
	Grand Central Station, Track 37		Delker Electronics	London	Multi-Mag
	200 Park Ave., (Pan Am #1)			Ottawa	National News Co., Ltd.
	55 Water Street			<b>QUEBEC</b>	
	World Trade Center #2	Smyrna		LaSalle	Messageries de Presse Benjamin Enr.
	First Stop News	<b>TEXAS</b>		Sherbrooke	Soc. De Loc
	Idle Hours Bookstore	Austin	Austin News Agency, Inc.	<b>SASKATCHEWAN</b>	
	International Smoke Shop		Capitol Microcomputers	Regina	George Glass
	Jonil Smoke	Beeville	Bee Electronics	Saskatoon	ComputerTime
	Penn Book	Conroe	Crouchet Electronics	<b>YUKON</b>	
	State News	Dallas	Software Concepts	Whitehorse	Big Byte Computer Services
	Usercom Systems, Inc.	Elgin	The Homing Pigeon		H & H Electronics
	Walden Books	Fr. Worth	Rfi Electronics	<b>PUERTO RICO</b>	
	World Wide Media Services	Houston	Software Terminal	San Juan	Software City
N. White Plains	Software City		Compu Kit		
Plattsburg	Adirondack Computer Supplies		MicroSolutions		
Rochester	Village Green	Iving	Software Access		
	World Wide News	Orange	Narhtway Books & News		
		Paris	Software Solutions		

Also available at all Waldenbooks, Coles and selected B. Dalton Bookseller stores in the United States and Canada.

# BACK IT UP!

## SUPER BACK-UP UTILITY®

...WITH S.B.U. FROM COMPUTIZE - YOU'LL NEVER NEED ANOTHER BACK-UP UTILITY FOR YOUR COCO!!!

SUPER BACK-UP UTILITY WILL PERFORM ALL OF THE FOLLOWING FUNCTIONS:

1. **TAPE TO TAPE** (Regardless of most protection schemes!)
2. **TAPE TO DISK** (Move Cassette programs to Disk!)
3. **AUTO RELOCATE** (For those Cassette programs that conflict WITH Disk operating systems.)
4. **DISK TO TAPE** (Place Disk programs onto Cassette)
5. **DISK TO DISK** (Our powerful Spit-N-Image Program, \*Regardless of protection schemes!)

- \* **MENU DRIVEN!**
- \* **REQUIRES 32K EXTENDED COCO**
- \* **REQUIRES 1 OR 2 DRIVES** (For Disk Functions)
- \* **ALL MACHINE LANGUAGE!!!**

COMPARE WITH OTHER INDIVIDUAL PROGRAMS COSTING IN EXCESS OF \$100.00 OR MORE!!!

★★★ ONLY \$49.95! ★★★  
(SUPPLIED ON DISK)

# GRAPHICOM

Simply stated - the finest graphics program written for the COCO (or any other computer)!

## FEATURES



- \* U-S-E-R: F-R-I-E-N-D-L-Y !
- \* 4 Mode (Including Hi-Res Artifact)
- \* Animate Mode
- \* Color Palette with over 15 color patterns for use with Hi-Res Artifact
- \* Send/Receive pictures over standard modem at 300, 600 or 1200 baud.
- \* Supplied utility allows capturing Hi-Res Screens from most COCO arcade type games (Even protected ones)
- \* Multiple Hi-Res character fonts (user changeable & definable)
- \* Supplied utility for transferring graphicom screens to basic or other M/L Programs
- \* Supplied utility for loading screens from basic or other sources
- \* Built in Screen print (Pre-defined for Epson, C-Itch, RS LP VII, LP VIII, DMP 100, DMP 200, DMP 120, GCP 115, GEMINI 10, and OKI) 110 to 9600 baud
- \* Slow scan television send/receive options
- \* Many additional features, operating hints, hardware mods and suggestions, etc. etc.!

★ EASY TO LEARN GRAPHIC MENU ★  
REQUIRES 64K COCO - 1 DRIVE - JOYSTICKS

\$24.95

## SPIT-N-IMAGE (C)

M/L Disk Back-Up Utility




There is no need to suffer the heartbreak of crashed disks any longer. Spit-N-Image will create a mirror image of your valuable disk programs which do not respond to normal back-up functions. Will also initialize and back-up in one pass. Data processing experts always insist on having a back-up - it's good practice - Don't wait!

REQUIRES 32K CC AND 1 OR MORE DRIVES  
CASSETTE \$29.95 DISKETTE \$34.95

## T.T.U. - TRIPLE TRANSFER UTILITY (C)

M/L For Cassette & Disk Program Transfer

Transfer contents of disk to tape \* Transfer content of tape to disk \* "Select" or "All" Option \* Will automatically relocate those cassette programs that conflict with the disk operating system! \* Will display machine language program address \* Copies ASCII, Basic, & Machine Language Programs \* All contained in 1 menu driven program!!!

REQUIRES 32K CC EXT.   
Cassette \$19.95 Disk \$24.95

## FASTDUPE 3

From Cheshire Cat... Enhanced version of this F-A-S-T Disk Copier Utility. Features:

- \* Will support four drives.
- \* Backup and format in single pass.
- \* Read disk with less than 20 granules into memory and use all available drives to format and make copies.

\*\*\* GREAT MASS PRODUCTION UTILITY \*\*\*

REQUIRES 32K EXT. COCO AND DISK DRIVE(S)

SUPPLIED ON DISK \$19.95

## THE PEEPER

A Unique Interrupt-Based Program Tracer  
From Spectro Systems

Imagining being able to monitor the operation of a machine-language program While It Is Running. To display any portion of memory in any of Coco's 26 documented display modes, and to move through memory using the arrow keys. To slow the action to a crawl, or freeze it at will. Instantly switch between watching the output of your program and watching Peeper dynamically display (on screen or printer) the contents of the 6809's registers and stack, showing changes as they are happening. In the slowest speed mode, Peeper provides continuous single-stepping; faster modes give a coarser trace. Or, halt the action and single-step by repeatedly pressing the space bar. Peeper supports breakpoints, memory examine/change, and more. Think how much easier it would be to modify someone else's ML software if you could determine what routines were being executed at any given point!

For fun, (and this requires no ML experience), use Peeper with arcade games, watching the fine details of the animation effects in slow motion. See how the game looks and plays in other graphics modes. Or watch what is happening on "hidden screens" you never see. (Makes a superb demonstration.)

REQUIRES 16K COCO  
ON CASSETTE (COPYABLE TO DISK) \$24.95  
WITH ASSEMBLER LISTING

## G.C.U.

GRAPHICOM UTILITY

- \* MULTI DRIVE - COPY PICTURE FROM ONE DISK TO ANOTHER.
- \* KILL (BLANK OUT) INDIVIDUAL PICTURES ON A PIX DISK.
- \* EASILY LOAD BINARY FILE TO PICTURE LOCATION.
- \* DISPLAY INDIVIDUAL PICTURE.

Disk \$19.95

## New! Pix Disk Club

CONTINUE THE FUN AND EXCITEMENT YOU'VE EXPERIENCED WITH GRAPHICOM BY SUBSCRIBING TO THE \*MONTHLY PICTURE DISK CLUB\* FROM COMPUTIZE.....EACH MONTH YOU WILL RECEIVE VIA FIRST CLASS MAIL A VARIETY OF PHOTOS, DRAWINGS, CHARACTER SETS, PICTURES, AIDS FOR USING GRAPHICOM, ANIMATIONS, ETC!!! (EVEN EDUCATIONAL TOOLS FOR THE KIDS)... FUN FOR THE WHOLE FAMILY!

SUBSCRIBE TODAY!

6 MONTHS 59.95

12 MONTHS 99.95

(REQUIRES GRAPHICOM PROGRAM)

Send for your  
GRAPHICOM  
Picture Disk Catalog

FUJII FILM FLOPPY DISK

AMITID

One sided Double Density

Box of 10 - \$26.95

Check or M.O.



Add \$2.00 Shipping  
PA Res. add 6% sales tax

P.O. BOX 207  
LANGHORNE, PA 19047

215-946-7260

COMPUTIZE, INC




# ADVERTISER'S INDEX

We encourage you to patronize our advertisers — all of whom support the TRS-80 Color and TDP System-100 computers. We will appreciate your mentioning THE RAINBOW when you contact these firms.

A & P Software .....	50	DRACO .....	217	Owl-Ware .....	118
Arizona Discount Software ...	206	Dragon User .....	221	P.B.H. ....	185
Ark Royal Games .....	229	DSL Computer Products .....	123	Pal Creations .....	65
Armadillo International Software		DSS Pheripherals		Parsons Software .....	268
.....	197	Corporation .....	148	PBJ, Inc. ....	237
Aurora Software .....	205, 209	Dugger's Growing Systems ...	207	Perry Computers .....	24
B & B Software .....	47	EAP Co. ....	222	Pinto Products .....	47
B5 Software .....	208	Elite Software .....	55	Pollak Electronics .....	95
Basic Technology .....	117	Endicott Software .....	224	Polygon Co. ....	175
Big B Software .....	84	Evans Enterprises .....	208	Dr. Preble's Programs .....	193
Botek Instruments .....	234	EVS .....	11	Prickly-Pear Software .....	125
C & C Engineering .....	206	External Events Software		PXE Computing .....	93
Calc-Soft .....	218	Co. ....	175	QCS (Quality Christian Software)	
Cancoco .....	32	Federal Hill Software .....	87, 89	.....	80
Cer-Comp .....	241	GIMIX .....	274	Radio Shack .....	26, 27
Challenger Software .....	94	GRAFX .....	199	Rainbow Simulation Contest	
CMD Micro Computer Services		Great Plains Computer Company,		.....	223
.....	106	Inc. ....	263	Rainbow Gift Certificate .....	253
CoCo Warehouse .....	203	Garland Software .....	222	RAINBOW ON TAPE .....	226
Cognitec .....	13	Green Mountain Micro .....	257	RAINBOWfest .....	162, 163
Color Connection Software .....	81	Harvard Design .....	214	Ram Publications .....	199
Color Micro Journal .....	202	Hawkes Research Services ...	219	Reitz Electronics .....	181
Color Power Unlimited, Inc. ....	9	HJL .....	190	REM Industries .....	251
Color Software Services .....	115	Frank Hogg Laboratory .....	IBC	R.G.S. Micro, Inc. ....	101, 103, 105
*Colorware .....	153, 154, 155	Howard Medical .....	34	Robotic MicroSystems .....	150
Compukit .....	116	Incentive Software .....	269	Saguaro Software .....	176
Computer Accessories of Arizona		Interactive .....	211	Selected Software .....	146
.....	210	J&M Systems .....	68	Skyline Marketing .....	130
Computer Island .....	62, 63, 107	JARB Software .....	169, 194	Sofge Enterprises .....	218
*Computer Plus .....	3	The JBM Group, Inc. ....	39	The Soft Shop .....	219
Computer Systems Center		D.P. Johnson .....	251	SOFTECH .....	197
.....	53, 86	Kelly Software Distributors ...	204	Software Connection .....	211
Computerware .....	112, 113	Key Color Software .....	227	Software Plus .....	134
Computize, Inc. ....	272	KRT Software .....	212	Software Support, Inc. ....	82, 83
Cosmos Computer Services, Inc.		Lloyd I/O .....	268	Solid Software .....	220
.....	77	Mark Data Products		Sonburst Software .....	195
Counterpoint Software, Inc. ....	8	.....	15, 167, 254, 255	Spectral Associates	
Creative Technical .....	220	Metric Industries .....	213	..... BC, 133, 135	
Custom Computer Products ...	16	Metro Electronics .....	59	*Spectrum Projects .....	137, 138
Custom Software Engineering		MichTron .....	33, 35	..... 139, 141, 142, 143, 145	
.....	66	Micro Computer Systems .....	182	Speech Systems .....	98
CY-BURNET-ICS .....	61	Micro Magic .....	233	Sugar Software .....	48, 49, 235
Data-Comp .....	108	The Micro Works .....	160	T & D Software .....	264
*Dayton Associates Of W.R. Hall,		Microcom Software .....	29	TCE Programs, Inc. ....	215
Inc. ....	186	Microware Systems Corporation		Tri-Tech Electronics .....	242
Deft Systems, Inc. ....	17	.....	249	Trillium .....	232
Delker Electronics .....	79	Tom Mix Software		True Data Products .....	231
Derringer Software .....	14, 97	..... IFC, 70, 71, 72, 73		Vidtron .....	22, 23
DISK-HAVEN PRODUCTS .....	200	Moreton Bay .....	85	Wasatchware .....	233
Dorison House Publishers,		Nelson Software Systems		John Wiley .....	37
Inc. ....	38	..... 41, 42, 43		Woodstown Electronics .....	10
Dorsett .....	28	Oelrich Publications .....	205	Workbase Data Systems .....	196
Double Density Software		The Other Guys Software .....	99	YGS .....	215
.....	178, 179	Owls Nest Software .....	183	York-10 .....	30, 31

\* These firms are offering a special discount and coupon which can be found between pages 194 and 195.


# GIMIX STATE OF THE ART 6809 SYSTEMS FOR THE SERIOUS USER.




**GIMIX has 19MB or high performance 47MB Winchester Drive Systems and/or Floppy Disk Drive Systems.**

For the ultimate in performance, the Unique GMX 6809 CPU III, using either OS-9-GMX III or UniFLEX GMX III (available shortly), gives protection to the system and other users from crashes caused by defective user programs. e.g. During program development, a programmer who crashes goes back to the shell or the debugger, while the other users are not even aware anything occurred.

The intelligent serial I/O processor boards significantly reduce system overhead by handling routine I/O functions, thereby freeing up the host CPU for running user programs. This speeds up system performance and allows multiple terminals to be used at 19.2K baud.



BASIC-09 and OS-9 are trademarks of Microware Systems Corp. and MOTOROLA, Inc.  
FLEX and UniFLEX are trademarks of Technical Systems Consultants, Inc.  
GIMIX, GHOST, GMX, CLASSY CHASSIS, are trademarks of GIMIX, Inc.



For the user who appreciates the need for a bus structured system using STATIC RAM and powered by a ferro resonant constant voltage transformer.

GIMIX has single user systems that can run both FLEX and OS-9 or Multi user systems for use with UniFLEX or OS-9.

GIMIX versions of OS9 and UniFLEX include maintenance and support by Microware (90 days) and TSC (1 year). Maintenance and support after this period are available at extra cost.

(NOTE: this support and maintenance is only for use with approved GIMIX hardware)

GIMIX 6809 systems support five predominant operating systems:

**OS-9 GMX III,  
OS-9 GMX II,  
UniFLEX,  
OS-9 GMX I,  
FLEX**

and a wide variety of languages and development software.

Whatever your application: software development, instrumentation, process control, educational, scientific or business; whether you need single or multi-user capabilities, GIMIX has hardware and the operating systems to get the job done reliably.

Please phone or write if you need further information.

**GIMIX** inc.

1337 WEST 37th PLACE • CHICAGO, ILLINOIS 60609 • (312) 927-5510 • TWX 910-221-4055

© 1983 GIMIX Inc.



# O-Pak

The world's largest manufacturer of software presents...

**RS DOS**

**O-PAK**  
for OS-9  
Hi Res Screen & Utilities Package

**FHL** FRANK HOGG LABORATORY

THE REGENCY TOWER • SUITE 215 • 770 JAMES ST. • SYRACUSE, NY 13203  
PHONE (315) 474-7856 • TELEX 646740

\$34.95

Enjoy a Hi-Res screen and the ability to copy files between FHL FLEX, RS OS-9 and Radio Shack DOS with RS OS-9!!  
**\$34.95**

# FLEX

Turn your color computer on to the power of **FLEX**

HOW FROM THE WORLD'S LARGEST SUPPLIER OF SOFTWARE FOR FLEX COMES FHL COLOR FLEX. JUST LOOK AT THESE FEATURES.

IF YOU'RE TALKING TO... THEN FHL COLOR FLEX IS THE ANSWER!

**FLEX NOW**

**SPECIAL**

**FHL** FRANK HOGG LABORATORY

THE REGENCY TOWER  
770 JAMES ST. • SYRACUSE, NY 13203  
TELEX 646740 • (315) 474-7856

Still the best!!  
**\$69.95**  
with DBASIC **\$99.95**

# DYNASTAR/DYNAFORM

**Dynastar**  
WORD PROCESSING SYSTEM FOR OS-9

**Dynaform**  
WORD PROCESSING SYSTEM FOR OS-9

**Dynastar**

**Dynaform**

**FHL** FRANK HOGG LABORATORY

"DYNASTAR and DYNAFORM, in my opinion, rightly deserve the name 'The Dynamic Duo' of word processing software for the CoCo."

Dan Downard,  
RAINBOW Magazine,  
July '84

DYNASTAR for RS OS-9 or CCFLEX **\$49.95**  
DYNAFORM for RS OS-9 or CCFLEX **\$49.95**  
DYNASTAR/DYNAFORM **\$99.90**

# SOFTNEWS

**SoftNews**  
FRANK HOGG LABORATORY NEWSLETTER

SOFTWARE FOR FLEX and OS-9

page no. CONTENTS

2	Frankly Speaking	Frank Hogg
3	Advertising Index	
4	Tech Notes	
9	CC' FLEX	
12	The Puckett Bucket!	Jeri Colella
19	Shop Talk	Ron Anderson
22	Introduction to Super Sleuth	Date Puckett
27	New Users Tour of 'C'	Rich Hogg
31	FORTH Thoughts	Bud Pass
35	ForthPlay	Jim McFerran
39	84K Komer	Chuck Eaker
		Rich Hogg
		Frank Hogg

Serious Users Newsletter!  
 Send for Free Sample Copy.

# FHL FRANK HOGG LABORATORY

THE REGENCY TOWER • SUITE 215 • 770 JAMES ST. • SYRACUSE, NY 13203  
PHONE (315) 474-7856 • TELEX 646740



**PENGON** (*Pengo*)  
You are lost in a maze of slippery ice cubes, being pursued by 5 ice goblins. Line up the three power cubes for a quick escape. Requires 16K and joysticks.



**LANCER** (*Joust*)  
Lava pits, dragons & disappearing islands are just a few of the obstacles you must overcome. Then the awesome Dragon appears! Requires 32K and joysticks.



**COLOR PANIC** (*Space Panic*)  
Maneuver around the maze of ladders and girders and bury the pursuing monsters. Beware, if you're too slow burying them, they will spawn a deadlier breed. Requires 32K and joysticks.



**QIKS** (*Qix*)  
This game is for all you 'Qix' lovers! Trying to 'color' the screen while dodging sparks isn't as easy as it sounds. Fast action & great graphics make this an exciting game. Requires 32K and joysticks.

**QUALITY**  
Spectral's 100% machine language games are unquestionably the BEST available! Just ask anyone. Satisfaction guaranteed\*



**CUBIX** (*Q\*Bert*)  
Sixteen skill levels make this 3-D pyramid game fun for anyone! Sprink the snake is just one of the creatures to look out for. Requires 32K and joysticks.

Cassette \$24.95      Diskette \$28.95



**GALAGON** (*Galaga*)  
Wave after wave of spiraling attackers trying to capture your fighters. Score big time points during the challenge round. Enjoy! Requires 32K and joysticks.



**FROGGIE** (*Frogger*)  
A race against the clock to get "Froggie" home safely is a worthy challenge for anyone! Crossing a busy highway and avoiding a pesky otter are some of the hazards. Requires 32K and joysticks.



**LUNAR ROVER PATROL** (*Moon Patrol*)  
Charged with the task of exploring the moon, you must dodge, destroy, or jump over the many hazards from the sky and terrain. Good Luck and enjoy your mission! Requires 32K and Joysticks.

# SPECTRAL ASSURANCE

Complete, unabridged disassembly of the BASIC ROMS.

Color BASIC Unravalled \$19.95

Extended BASIC Unravalled \$19.95

Disk BASIC Unravalled \$19.95

Save \$9.90 when you buy all 3 - \$49.95

\*return for refund within 10 days of purchase

Look for other Spectral products at your local dealer - if we're not there DEMAND us.

3416 So. 90th Street  
Tacoma, WA 98409  
(206) 581-6938

Office hours 8:30 to 4:30 P.D.T.

Add 3% shipping charge (minimum \$2.00-\$3.50 book set)

Washington residents add 7.8% sales tax

No C.O.D. orders

Please allow 3-4 weeks for delivery

We accept Visa & Mastercard

Dealer inquiries are invited