

Just for your
TRS-80® COLOR
TDP System 100
Dragon-32

June 1983

\$2.95 UK £2.25

RAINBOW

THE COLOR COMPUTER MONTHLY MAGAZINE

A PRINTER SPECIAL Outgrowing The Typewriter

Bill Nolan
Monster Master

—More Than Two Dozen
Product Reviews—

Tom Nelson
CoCo Counselor

D.S. Lewandowski
The Assembler

Steve Blyn
On Education

Play Computer Crypto
Try To Fly The Sopwith CoCo
Build An Epson Interface
'Zonk Proof' Your Disk Directories
And, Meet Mr. Ed!



Bulk Rate
U.S. Postage
PAID
Prospect, KY
Permit No. 18

The RAINBOW
9529 U.S. Highway 42
P.O. Box 209
Prospect, KY 40059
Address Correction Requested
Forwarding Postage Guaranteed

What's
bugging
this critter?



See
page
38.

THE FROG

27.95 Tape
30.95 Disk

16K Machine
Language

****ARCADE ACTION****
This one will give you hours of exciting play...Cross the busy highway to the safety of the median and rest awhile before you set out across the swollen river teeming with hidden hazards. Outstanding sound and graphics.



TOM MIX SOFTWARE

3424 College N.E.
Grand Rapids, MI 49505
(616) 364-4791 or 24 HR. BBS (616) 364-8217



Arcade Action Games



- Add \$1.00 postage & handling
- Michigan Residents add 4% sales tax
- Looking for new software

By Ken Kalish

****ARCADE ACTION****

The "Pitfalls" of this new arcade type game are many. Fight your way through the jungle collecting treasures — as you go. Jump the pits, swing across the alligators while being ever mindful of the terrible creature hiding in the basement. Lots of excitement as you avoid these and many other dangers.....

TRAPPFALL


27.95 Tape
30.95 Disk

16K Machine Language



From Computer Plus to YOU...

PLUS after PLUS after PLUS



Model 12
1 Drive \$2699
2 Drive \$3375



Color Computer 16K \$175
w/16K Ext. Basic \$255
w/32K Ext. Basic \$370



Model III 16K \$699
Model III 48K
2 Disk & RS232 c \$1549



Okidata 80 \$320
Okidata 82A \$399
Okidata 92 \$510



Color Computer Disk Drive
Drive 0 \$470 Drive 1 \$299



Smith Corona TPI
Daisy Wheel \$495

BUY DIRECT Here are just a few of our fine offers...
call TOLL FREE for full information.

COMPUTERS

Model 12 64K 1 Drive	\$2699
Model 12 64K 2 Drive	3375
Model III 16K	699
Model III 48K	764
Model III 48K 2 Disk & RS232 c	1549
Color Computer 16K	175
Color Computer 16K w/extended basic	255
‡Color Computer 32K-64K w/extended basic	370
Pocket Computer 2	165
Model 16 1DR 128K	4199
Model 16 2DR 128K	4799
DT-1 Data Terminal	599
PT-210 Portable Terminal	779

MODEMS

Lynx Direct Connect MI/MIII	235
Hayes Smart Modem II	235
Hayes Smart Modem 1200	565
Novation Smartcat 1200	459
Novation J-CAT	125

R.S. Acoustic Coupler AC-3	129
R.S. Modem I D.C.	129
R.S. Modem II D.C.	199

PRINTERS

Daisy Wheel II	1715
DWP-410	1320
Smith Corona TPI Daisy Wheel	495
Epson MX80	Call
Epson FX80	Call
Epson MX100	Call
CGP-115	199
DMP-100	315
DMP-200	599
DMP-400	1010
DMP-500	1539
DMP-2100	1779
Okidata 80	320
Okidata 82A	399
Okidata 83A	655
Okidata 84 Parallel	999
Okidata 92	510
Okidata 93	859
P.C. Plotter Printer	180

DISK DRIVES

R.S. Model III 1ST-Drive	650
Tandon 40 Track MI	289
Color Computer Drive 1	299
Color Computer Drive 0	470
Primary Hard Disk MI	3099
Primary Hard Disk MIII	2199

ETC.

CCR-81 recorder	52
C. C Joysticks	22
16K RAM N.E.C. 200 N.S. chips	25
64K Ram Chips	75
Coco FHL Flex D.O.S.	69.95
32K Microbuffer Inline	229

SOFTWARE

Brand Name Software •
Send for listing.
R.S. Software 10% off list
Parallel Printer Cables are
available for most computers.

‡Color Computer 64K requires
Disk 0 and D.O.S.

Since 1973 —
We have the lowest possible
Fully Warranted Prices AND
a full complement of Radio Shack
Software.

Prices subject to change without notice.
Not responsible for typographical errors.
TRS-80 is a registered trademark of Tandy Corp.



TOLL FREE
1-800-343-8124

computer plus

P.O. Box 1094
480 King Street
Littleton, MA 01460
617-486-3193

Write for your
free catalog


Under the Rainbow

COVER photograph © by James E. Reed for *the Rainbow*.

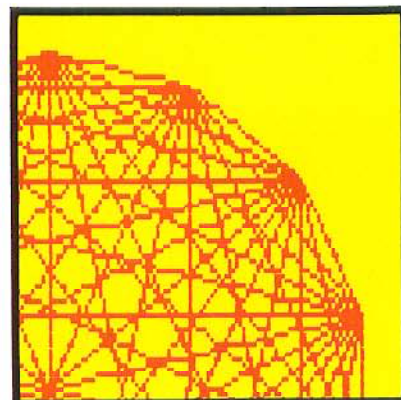
Printer related articles highlighted in red.



28



250



116

Feature Articles

A Trivial Program/ Gary Wick	16
Game Make up your own trivia game	
Hello Epson—Howdy CoCo/ Dennis Snyder	20
Hardware Get your Epson and CoCo connected	
Who Was That Masked Tape?/ J. D. Ray	30
Utility Neat and easy printed cassette labels	
Poached Roach?/ John Fraysee	38
Game Be wary of the hit-man's deadly spray	
Sopwith CoCo, Snoopy/ William G. Franklin	54
Simulation A real-time instrument flight simulation	
That Key Does What?/ Bob Rosen	80
Utility Programming function keys	
No Zonks For Disks/ Thomas F. Szlucha	84
Disk Utility Make a safe backup of your disk directory	
Control Your Home/ Alexander B. Trevor & Charles Yahn	98
Home Control Theory and use of the Plug 'n' Power Controller	
VARPTR Exposed/ Ron Mummaw	110
Tutorial A full rundown on BASIC's "hidden command"	
Plotting 3-D Graphs/ Bob Delbourgo	116
Graph Graphics How to use three variables in plotting graphs	
NsNs Nyqcus/ Chris Reid	132
Word Game The perfect program for cryptogram fanatics	
Mr. Ed Joins The Rainbow/ Hubert E. Samm	140
Utility A full screen editor	
Now THAT'S Hard!/ Dr. J. C. Kretschmer	148
Education Estimating the difficulty of text	
Printer Conversion Chart/ Staff	156
Printers Convert control codes easily	
Boring Into The "F" Board/ Mike Reilly	160
Hardware An in-depth look at CoCo's newest board	
A Many-Formatted Thing/ Bill Bohne	182
Printers Automatic printer formats done easily	
Joysticks For Educational Use/ David Macali	196
Education Using the Wico joysticks	
Print It Bigger/ Dick White	198
Printer Utility Character graphics makes a sign-maker	
Error Detection In Communications/ Harry Hardy	240
Communication How to cut down on mistakes in your transmissions	
Look, No Waiting/ Steve Good	246
Utility A software print spooler	
Blocking Out Microline Graphics/ Thomas F. Szlucha	250
Printer Graphics Using the block graphics in the 82A	
Water, Water Everywhere, But Not . . . / Martin S. Montes	258
Game Play <i>Pipeline</i> and quench some thirst	
Let's Make Music/ Bob Delbourgo	262
Music With this fine musical scale generator	
Rainbug Redux/ Dan Downard	264
Utility Part Two of our machine language monitor	

Departments

Letters To Rainbow/Our Readers	6
PRINT #-2,/Lawrence C. Falk	13
Editor's Notes	
Building June's Rainbow/Jim Reed	14
A many-hued preview to this month's issue.	
Education Notes/Steve Blyn	28
Construct a bar graph of your child's grades	
Turn Of The Screw/Tony DiStefano	72
A close look at memory	
Submitting Material To Rainbow	78
Assembly Corner/Dennis Lewandowski	76
Word processing — ML style	
Rainbow Scoreboard	82
Using Graphics/Don Inman	90
Some serious graphics	
The Dragon's Byte/Bill Nolan	124
DATA lines cache monsters	
The Pipeline/Staff	130
Received And Certified	147
CoCo Counsel/Tom Nelson	164
Surveying the CoCo market	
Bits And Bytes Of Basic/Richard White	174
Bulletin board message entry	
Education And CoCo/Paul Kimmelman	232
CoCo a bargain for schools	
GameMaster's Apprentice/Bob Albrecht	234
Generate random character names	
Basic Training/Joseph Kolar	255
Now, let's write some programs	
Back Issue Information	263
Corrections	270
RAINBOW Info	272
Advertiser Index	274

Product Reviews

Autoterm/Randolf Graham	118	CGP II	230
Banner	223	Hebrew Bulletin Board	180
BASIC Programming Primer	220	INSIMB	170
Card Game	152	Monsters & Magic	222
Carry	195	Pro-Color File/Ed Lowe	208
Co-existence	219	Soooper Pac	195
Color Text/A. Buddy Hogan	226	Stagecoach	68
The Composer	192	Telewriter-64/Frank J. Esser	216
CPP	172	Words About Things	162
Crosswords	224	Words That Act	162
Database Manager II	242	Zaksund	154
DMP 200/John Fernald	210	Zarconian Marble	88
Epson Interface	88	Zaxxon	154
Gemini 10/15	109		

NEXT MONTH: Will be our super-duper Second Anniversary Issue! And there will be a very special surprise for everyone—a first for *any* computer magazine.

For those of you who want to know what's inside CoCo, we'll have the most complete and accurate memory map ever published. It is so big, it will be serialized, with Part One as an Anniversary Issue special. It covers *all* CoCo configurations.

Yes. Yes. Yes. Our Anniversary Issue will also feature an Index! It is something many of you have been asking for.

Plus . . . a report on RAINBOWfest, and more programs, more reviews, more information on CoCo than you can possibly find *anywhere* else. Don't miss July's *Rainbow*!

The Rainbow

Lawrence C. Falk
Editor

James E. Reed
Managing Editor

Courtney Noe
Associate Editor

Sally Nichols
Art Director

Jerry McKiernan
Assistant Art Director

Jutta Kapfhammer
Suzanne Kurowsky
Editorial Assistants

Bob Albrecht
Steve Blyn
Tony DiStefano
Don Inman
Joseph Kolar
Paul Kimmelman
Dennis Lewandowski
Bill Nolan
Charles Roslund
Dick White
Contributing Editors

Patty King
Advertising Manager

Patricia H. Hirsch
General Manager

Donna Shuck
Bookkeeper
Ivanka Kleier
Customer Service Manager

Deidra Henry
Tanya Holder
Monica Wheat
Research Assistants
Wendy Falk
Transportation

The *Rainbow* is published every month of the year by FALSOFT, INC., 9529 U.S. Highway 42, P.O. Box 209, Prospect, KY, 40059. Phone (502) 228-4492. The *RAINBOW* and the *Rainbow* logotypes are ® Trademarks of FALSOFT, Inc.

Entire contents © by FALSOFT, Inc., 1983. The *RAINBOW* is intended for the private use and pleasure of its subscribers and purchasers and reproduction by any means is prohibited. Use of information herein is for the single end use of purchasers and any other use is expressly prohibited. All programs herein are distributed in an "as is" basis, without warranty of any kind whatsoever.

TRS-80, Color Basic, Extended Color Basic, Scripsit and Program Pak are ® trademarks of the Tandy Corp. CompuServe is a ® Trademark of CompuServe Inc.

Subscriptions to the *RAINBOW* are \$22 per year in the United States, Canadian and Mexican rates are U.S. \$29. Surface mail to other countries is U.S. \$57, air mail U.S. \$85. All subscriptions begin with the next available issue.

Limited back issues are available. Please see notice for issues which are in print and costs. Payment accepted by VISA, MasterCard, American Express, Cash, Check or Money Order in United States currency only.

RAINBOW

WEAVER'S CORNER

Editor:

As a very enthusiastic CoCo owner, I am enjoying your magazine very much.

I'm also very enthusiastic about the CGP 115 printer and think it has great potential for use in weaving, which is what I do. But I'd like to see someone come out with a roll of address labels that would fit it. Does anyone make a roll of labels that would fit? Does Radio Shack plan to market such a roll of labels?

And how about pens in other colors? It would be handy to be able to print out a weaving draft in brown and beige, for instance. Or yellow and lavender. Do you know whether RS has any further plans for the CGP 115?

Sandra L. Willard
Chireno, TX

HERE TO ATARI?

Editor:

In a news bulletin from a local computer club last August, it mentioned an adapter to permit Atari and Activision cartridges to run on the 80C. Have your readers heard anything about when it is to be expected and if it will also allow Imagic, Parker Brothers, Coleco (for Atari) and other manufacturers' cartridges to run on it?

Peter Stumpf
McHenry, IL

TRECKING FOR STAR TREK

Editor:

I have been searching, in vain, for a color version of one of my favorite games...*Star Trek*. I know that it works well on a Model I Radio Shack computer; it was written by Joshua Lavinsky and copyrighted 1978; features Starbase attack alerts, movement of the Enterprise within a quadrant by means of the arrow buttons, thrcc button warp drive (one button to signal warp, two others to indicate destination quadrant), ten levels of play (with 8-12 Klingons in the first level, around 70 in the highest), and a ration of three photon torpedoes between resupply at a Starbase.

If your readers know where I can contact the writer of this program, or if he has written a version of that same game for the Color Computer, I would very much appreciate being provided with that information. My address is General Delivery, Whitehorse, Yukon Y1A 3S7.

Geoffrey B. Capp
Whitehorse, Yukon

Editor's Note: I don't know about this one, but there are some excellent Star Trek games available on the commercial market. Some we have played are

even better than that which you describe.

AID NEEDED

Editor:

I own a 32K Extended BASIC Color Computer, which I recently upgraded to disk. I am making the transition from tape to disk, and I need some assistance in locating a certain utility.

I am looking for a program that will load my machine language tape programs to disk so they will execute properly. If your readers have any information on this, please contact me at R.D.8, Raritan Grds., Flemington, NJ 08822.

Fred K. Herrman
Flemington, NJ

Editor:

Is there a way to increase the number of characters per line for the display on the Color Computer?

Derric Hawkins
Richmond, KY

MACHINE TROUBLES

Editor:

Is there any way to LLIST a machine language program? Can you key in a program that is written in assembler? Also, how do you understand and follow a program written in assembler or machine language?

Lenny Munitz
Bellerose, NY

Editor:

I have a question that may sound stupid but here goes. How do I get a printout on my VII printer of a machine language program and what is the procedure for typing in a machine language program?

I enjoy your magazine.

A.J. McNabb
Orange, TX

Editor's Note: You can list an assembly language program with an assembler or a disassembler. For some other information, see our *Rainbow Info* feature. To understand a ML program you must first understand how ML works. There are a number of good books (and articles in *the Rainbow*) on the subject.

TV TITLES NEEDED

Editor:

I would like to know if any of your readers know of any programs that would turn my CoCo into a professional graphics and titling system to be used with my video recorder. Easy pre-programmed commands to effect animation and moving titles would

be a plus. I'm also interested in any programs concerning amateur radio.

Your magazine is first rate, keep up the good work.

Peter M. White
Lauderhill, FL

CHEATERS WANTED

Editor:

When I tried to "cheat" at Mr. Keys' program, *Raaka-tu*, it would only print the start and end addresses, then get stuck on 19345. Does anybody in *Rainbow* land have information that could help me?

For anyone that enjoyed John Fraysse's graphics in *Cadet Trainer* I suggest that you purchase *Space Shuttle* by Tom Mix Software. *Space Shuttle* is so much like flying the real thing that when I got into space I was waiting for weightlessness.

Steve Schweitzer
Sewell, NJ

Editor:

I need help solving *Keys Of The Wizard* and *Madness And The Minotaur*. If anyone can help, please contact Robert Kiser at P.O. Box 631, Monticello, MS 39654.

Robert Kiser
Monticello, MS

GOLF HANDICAPPING?

Editor:

Can anyone please advise how or where I may obtain a program for use with my Color Computer, Extended BASIC to allow handicapping players in my golf league? I have been unable to find such a program to date.

Gene Eggers
Villa Park, IL

PEN PALS

Editor:

First I wish to say I really *love* your magazine. It has a lot of variety as well as great programs for all uses. I have one question, though. Could you please explain what FLEX is? I'm a novice and do not know such words.

One more thing. How about getting a Pen Pal section going so computer lovers like myself can write to each other.

Kim Moyer
Bethlehem, PA

Editor's Note: FLEX is an operating system for disk-based CoCo's. We'll have a full report on the three systems currently available in next month's issue. If anyone wants correspondents, just let us know. We'll print names and addresses.

SOMETHING IS AMISS

Editor:

I saw your article on upgrading a "D" board CoCo to 64K. I own a 4K "D" board CoCo so I decided to upgrade following your instructions. I read your instructions over and over. Then I ordered the 64K chips and my dad and I installed it following the instructions carefully. When we were done I hooked up my TV and typed in PRINT MEM. Then the numbers 2343 appeared on the screen! I still have 4K! If there is someone who saw this modification in the March issue and has installed it with better success than I have, and can help me end this nightmare, please contact me by writing Chris Woods, RR1 Box 140, Hollandale, WI 54533, (608) 967-2385.

You have an awesome magazine! Keep up the good work!

Chris Woods
Hollandale, WI

TTY INTERFACING

Editor:

I have a used teletype model 33TY and I need a printer program to give me a carriage return, line feed, and margin with line width all in one. I can make a paper tape listing but how do I reload this paper tape?

If possible, at different times I would like to use the keyboard from the teletype to input to the Color Computer.

I hope there is someone who can help me.

A. Stolk, Jr
Kendal, Ontario, Canada

Editor's Note: Did you check out Dan Downard's article in our February issue?

DANGER OF 'SURVIVALISM'

Editor:

When I first saw the cover of the March issue of *the Rainbow*, I thought it was drawn with a macabre sense of humor for a new war game program. I had to re-read "Predicting Fallout" twice before I began to realize that this "feature program" was serious.

The philosophy expressed therein is that which may yet make high technology man's destroyer, rather than greatly improving his life. This so-called "survivalist" philosophy is infinitely more dangerous than a fifty megaton bomb, for it provides the only way a nuclear war could deliberately be started. I'll acknowledge that man's history has been devoted to destroying himself more efficiently. However, there is one great difference since nuclear weapons were invented. War has always been waged with at least some hope of winning. I'm sure no one would consider having a few survivors scattered between cities burned to ashes "winning." Regarding the idea of Soviet workers sandbagging their machines in a nuclear war, the idea would be comical if this whole subject were not so deadly. Can you really imagine telling a working man, "A nuclear war has just started. Enemy missiles will strike in 30 minutes. We want you to spend your last minutes sandbagging your

machines!" Replies would be varied, but none would be printable in *the Rainbow*.

I appreciated Mr. Mickle's hope that his program may save a few American lives. Thus I say, "Be a real survivalist, and join the effort to prevent nuclear war and save 250 million Americans, along with a few hundred million Russians and perhaps a few billion other people."

Jeffrey Blaufarb
New York, NY

ON REVIEWERS' OPINIONS

Editor:

This letter is in response to the Software Review of *Final Countdown* by Paula Giese. Trying to be objective about the review I will say that she did a good job of evaluation.

She, like every one, has a right to their opinions on any subject whether it is about their favorite automobile or type of music.

However, her remarks about Southern sheriffs, cattle prods and quotes from Father Berrigan were as appropriate as the amount of her fee on the latest case she had as a private detective.

I hope that in the future, *Rainbow* does not turn into a political publication and that reviewers will confine their opinions to the subject at hand.

Stanley A. Parke
Franktown, CO

CLUBS, CLUBS, CLUBS

Editor:

I would like to inform your readers of a new Color Computer Club for users in the Utica—Rome—Western Mohawk Valley region of New York. We meet on the third Monday of each month at 7:30 p.m. in the Galaxy Room of the French Road General Electric Plant in Utica. For further information please contact: The Color Computer Club of Central New York, c/o Joseph Short, Secretary, 248 South Fourth Avenue, Ilion, New York 13357, (315) 895-7730.

Thanks for a great magazine!

Joseph D. Short
Ilion, NY

Editor:

The Toronto Color Computer Club has decided to make the writing of software for children with learning disabilities a club project. We have several talented programmers involved but could use some help from readers as to program ideas. We would particularly like to hear from educators and parents with suggestions for the type of programs that are required. Program descriptions should be as complete as possible and should be sent to Geoff Wells, The Dataman, Box 431, Sta B, Hamilton, Ontario, Canada, LBL 7W2. As programs are completed, we will make the programs available to *the Rainbow* for publication and also supply them on tape for the cost of the tape plus postage.

Geoff Wells
Ontario, Canada

Editor:

Anyone interested in learning more about Aggie Color Computer Group in the Bryan-College Station area can call for information at (409) 696-1656 or write me at 1301 Francis, College Station, Texas 77840.

Thank you for a good magazine on the Coco.

Louise Darcey
College Station, TX

Editor:

The Halifax-Dartmouth Color Computer User Group meets from 7 to 11 p.m. on the third Monday of each month at the main branch of the Dartmouth Regional Library in the auditorium. For additional information, write me at 1034 Wellington St. #703, Halifax, Nova Scotia, B3H 2Z9.

Bob Hamilton
Halifax, Nova Scotia

Editor:

For information about The Quad City CoCo Club, contact me at 4211 Seventh Ave., Rock Island, IL 61201.

John Greve
Rock Island, IL

Editor:

I would like to form a CoCo club in Huntington, W.Va. If anyone is interested in joining, call me at (304) 522-2872, or write me at 614 11th Ave., Huntington, WV 25701.

Robert Cox
Huntington, WV

Editor:

The Billings Color Computer Club in Billings, Mont., would like to hear from all clubs about what you are doing at meetings, etc. Write to Jayne Kenyon, 4306 Phillip, Billings, MT 59101.

Jayne Kenyon
Billings, MT

Editor:

The L.A. CC Users Group welcomes new members. For information contact Mark Mooneyham, 2227 Canyon Road, Arcadia, CA 91006.

Mark Mooneyham
Arcadia, CA

Editor:

I would like to form a CoCo club for Washingtonians. For information contact Jack Darling, P.O. Box 8827, Washington, D.C. 20003, or call (703) 780-6159.

Jon Tiffany
Washington, DC

Editor:

I am interested in starting a computer club in Austin, Tex. Persons may join regardless of the computer they own. The purpose of this club would be to exchange programs, games and ideas. Interested persons may contact me by writing to: David Karam, 1809 Dexter, Austin, TX 78704, or call me at (512) 442-6317.

Your magazine is excellent and getting better all the time (I have seen back issues). Keep up the great work.

David Karam
Austin, TX

P.S. My father would like to know if you get any correspondence from the International Users Group.

Editor:

Richmond, Va., CoCoNuts, call Randy Graham (320-0019 evenings and weekends) for information about our next meeting.

Randy Graham
Richmond, VA

Editor:

We are a group of about ten New York City Color Computer owners who meet once a month. Our members' expertise ranges from those who just got the CoCo out of the box a few months ago to one fellow who (the thought is almost terrifying) actually opens up his CoCo himself to add extra switches and make changes. One of our members can hardly wait to get a printer. Anyone in New York City wishing to join us should contact Ray Normandeau, P.O. Box 854, Times Square Station, New York, NY 10108-0854; (212) 392-1267, 24 hours.

Ray Normandeau
Long Island City, NY

Editor:

I'd like to start a *kids* (I emphasize that!) CoCo club in Puyallup, Wash. Please contact Chris Nitz, 6118 83rd St. Ct. E., Puyallup, WA 98371.

Chris Nitz
Puyallup, WA

Editor:

The Tucson 6809 Color Computer Club meets at my office the first Thursday of the month at 7:30 p.m. (door opens about 7 p.m.) at Kolb Road Chiropractic Center (yellow sign), 902 S. Kolb Rd., Tucson, AZ 85711, (602) 747-8233.

Michael A. Watts
Tucson, AZ

KUDOS

Editor:

Thanks for Dan Downard's article on Teletype interfacing in the February issue. That article alone was worth the price of the subscription (which my eleven year old son received as a Christmas gift). It helped me learn a little electronics and gave me a chance to use my assembler and disassembler.

Needless to say, not everything worked the first time. Some of the following observations may be helpful to others contemplating this project.

1) I substituted a 4N25 and a 2N2222 for the 4N33, which was unavailable where I live.

2) I used three or four 1800 ohm 1/2-watt resistors in parallel for the adjustable resistor R2.

3) I had to reverse the connections to Pins 1 and 2 on the opto-isolator because logic zero at the Color Computer serial port (—12V. at Pin 4) must cause current to flow in the 20MA loop.

4) For a 16K machine the values poked into locations 360 and 361 in line 290 of Listing 2 must be changed to point to the beginning address of the driver. (Jumping to non-existent memory has interesting effects!)

5) When I finally got both hardware and

software working, I still got numerous mistakes (e.g. @ instead of blank). I was able to correct these by slightly slowing the baud rate (POKE 149,2 : POKE 150,10) and increasing the carriage return delay (POKE 151,128).

6) I like the slash through the zero, not the oh, so I modified the driver to interchange these characters.

7) In order to print *Spectaculator* worksheets I covered Pins 7 and 8 (top and bottom towards back of the computer) with tape. Then the computer comes up in BASIC. I can first load and run the driver, then jump to *Spectaculator* with EXEC &HC000.

Again, thanks for a helpful article and a helpful magazine.

Robert W. Langer
Eau Claire, WI

JUST CLUE THEM IN

Editor:

We were pleased to see our program *Inspector Chuseau* reviewed favorably in the March 1983 issue. We would like to assure readers that they can obtain a version of *Chuseau* without the high speed POKE commands—just let us know with the order.

Susan Petrocci
Tucson, AZ

BOUQUETS AND BRICKBATS

Editor:

I want to again recommend Custom Software Engineering of Cocoa Beach, Fla. I bought their Disk Double Entry system last month.

Since I was having some problems getting the account numbering system to do exactly what I wanted it to do, I sent them some printouts reflecting all of the work I had done.

Melvin Hefter marked them up so that the system would do what I wanted, and returned them with a very nice letter that gave me additional insights into the system.

You can't ask for any better service than they gave me.

S. E. Clarke
Calabasas, CA

Editor:

Thanks for your help in finally obtaining my solution program from Snake Mountain Software. I am sure that their decision to send me the program is a direct result of your involvement in the matter.

The solution is a great program which I know I am going to enjoy very much. If this program is any example, Snake Mountain produces excellent quality software.

They do, however, have a lot to learn about customer relations. As a result, I won't be buying any more software from them in the future and I won't be recommending them to my friends. This is too bad, considering the apparent quality of their products.

Thanks again for your help. If possible, I have an even better impression of *the Rainbow* than I did before.

Jack O. Bevill
Mountain City, GA

Editor:

I would like to compliment one of your advertisers. I ordered a set of 64K chips from Spectrum Projects. The price was \$15 less than any other advertisement I'd seen. The chips arrived a little over a week later (and I paid for them with a check). Complete instructions were provided for both "D" and "E" board installations. I was very surprised at the speed in which I received my order! Keep up the good work!

James D. Nicholson
Columbus, OH

SLEW POKE

Editor:

For all you *Donkey King* addicts who find three men are just not enough, try this. After loading the program but prior to executing, type from the keyboard:

POKE 12914,A

The "A" represents the number of men you would like. Substitute any number in place of the A.

Mike Huffman
Glendale, AZ

HINTS N' TIPS

Editor:

As I was playing a game on my 32K CoCo, a thought dawned on me. I was wondering if there was some way to give me extra men (ships) on some of the more challenging games in my program library. As I attempted to do so I found it was easier than I imagined. Here are the results on three of my newer programs:

After loading type,

Donkey King POKE 12904, (1-200)

Invasion POKE 7446, (1-40)

Dunkey Munkey POKE 15121, (1-100)

Note: on *Donkey King* specify a practice game.

Harry Sawyer
Watchung, NJ

Editor:

Enjoy reading your magazine—like the articles. Hate the typing...so I think the following will help anyone keying in *Half Life* by D.C. I.engel, page 35, March 1983 issue. Rather than type in all that data, how about:

55 I=0

60 FOR B=1TO29 STEP 2: FOR
A=0TO45 STEP 5

70 I=I+1

75 X(I)=A:Y(I)=B

80 NEXT A:NEXT B

Then you can delete lines 90-128.

Should be easier.

Harry Poster
S. Hack, NJ

Editor:

One evening after a long period of use, my computer no longer recognized when a key was struck. A call to a local Radio Shack set me at ease. It seems that if one leaves the joysticks plugged in, and conditions are right (or wrong depending on your point of view), the joysticks somehow, sometimes, block the keyboard signal. I unplugged them and no more problem with my keyboard locking up.

Jim Taylor
Miami, FL

The Official

ZAXXON™

by SEGA®



The game that puts space games in perspective. Zaxxon™, one of the most popular arcade games of 1982, is now available for use with your home computer system.

Zaxxon™ technology and creativity present a 3-dimensional-like playfield which sets Zaxxon™ apart from other computer games.

Zaxxon™ looks and sounds like aircraft flight, and players can soar to new levels of

home computer entertainment. From the daring attack on the enemy's floating fortress and the blazing battle against the enemy's fighter fleet to the final showdown with the deadly armored robot, Zaxxon™ challenges the skill and imagination of every player at every level of skill.

Imagine yourself the pilot, attacking the enemy fortress—climbing, diving, strafing to score points and extra fuel. The enemy fights back with a barrage of missiles and gunfire. Then you face a fleet of enemy fighters in a gripping dogfight of altitude strategy and flying skill. Survive this battle and the enemy's fortress, defended with laser barriers, then you've earned the ultimate challenge; a blazing confrontation with the pow-

erful robot, armed with a lethal homing missile.

Zaxxon™ is the one game that you must see to believe. You have to play it to feel its impact. If you're ready to face the challenge, check with your local software dealer or send check or money order with \$2.00 postage/handling. California residents add 6½% sales tax. Available on cassette or diskette. Suggested retail price \$39.95.

Available in January on Atari®, February on Apple® and Radio Shack® Color, and April on TI 99/4A™ and NEC 6000™

Datasoft Inc.®

COMPUTER SOFTWARE

9421 Winnetka Avenue

Chatsworth, CA 91311

(213) 701-5161

©1982 Datasoft® Inc.

Datasoft® is a registered trademark of Datasoft Inc.®

Sega® and Zaxxon™ are registered trademarks of Sega Enterprises Inc.


ColorQuest™

GAMES

For The TRS-80 Color
and TDP System 100

Fast Machine Code • Hi-res Color Graphics • Exciting Arcade Action and Sound

Fembots' Revenge™




3-D GRAPHIC ADVENTURE

Make love not war? Not with these sultry FEMBOTS! What a tale you'll tell IF you live to tell it! Cold steel never felt so HOT! The color and excitement of ARCADE ACTION combined with the sophistication, intellectual challenge and skill of an ADVENTURE GAME doesn't fully describe this cosmic shoot'em up.

16K Tape \$29.95

32K Disk \$34.95

BEYOND THE CIMEEON MOON™



by Kevin Herrboldt & Tim Nelson


3-D GRAPHIC ADVENTURE

A dead star . . . A derlict vessel . . . or is it? Trapped within you must venture the corridors; defend yourself against the merciless gauntlet of agents of the machine mind. A real-time, high-res, 3-D science fiction adventure game of mind-blowing magnitude.

16K Tape \$24.95

32K Disk \$29.95

Adventure Trilogy™



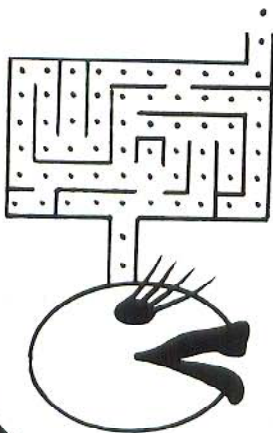
by Kevin Herrboldt & Tim Nelson

3-D GRAPHIC ADVENTURE

Clash steel with thy foe in the arena of gore. Proved worthy, go in quest of the elusive Eye of Dazmor. If ye findest the orb, hast ye the might to ward off skem and the fortitude to restore the Eye? The ultimate high-res, 3-D quest for even the most experienced adventurer!

16K Tape \$24.95

32K Disk \$29.95



MS. NIBBLER™

by Tom Czarnecki

The ONLY Ms. game around. A must for your PAC-like game collection.

16K Tape \$19.95

16K Disk \$24.95

For Orders
ONLY Call
Toll Free

1-800-328-2737

Fast Machine Code • Hi-res Color Graphics • Exciting Arcade Action and Sound

INTERCEPTOR™

by Scott Snyder

Goes beyond "DEFENDER" and "STARGATE" to offer the most realistic ARCADE simulation possible. Warp speed action, multi-colored terrain and long-range viewer make this game tops.

16K Tape \$19.95
32K Disk \$24.95



VEGAS GAMEPAK™

by Dan Nelson

Why fly to VEGAS when you can have a casino at home! The VEGAS GAMEPAK is five action packed games with great graphics & sound. SLOT MACHINE - BLACKJACK - UP AND DOWN THE RIVER - CRAPS & KENO.

16K Tape \$19.95 16K Disk \$24.95

THE NIBBLER™



by Tom Czarnecki

Fast paced maze chase game will entertain the entire family.

16K Tape \$19.95
16K Disk \$24.95

ColorQuest™

A Division of Softlaw Corp. 612/881-2777
9072 Lyndale Ave. So., Minneapolis, MN 55420

AUTHORS' SUBMISSIONS ARE ENCOURAGED

Available at Dealers everywhere.

If your Dealer is out of stock ORDER DIRECT!



KOMET-KAZE™

by Tom Czarnecki

Shades of smartbombs and hurtling comets! Defending your planet from invasion was never so challenging. Disruptor fire is your main defense against the fierce alien attacks.

16K Tape \$19.95

32K Disk \$24.95

ORDERING



Customer service and product support call (612) 881-2777
Make checks or money orders payable to Nelson Software Systems. Personal checks allow 3 weeks.
MAIL ORDERS: \$2.00 U.S. Shipping (\$4.00 CANADA \$10 OVERSEAS) Add \$2.00 for C.O.D.
ORDERS SHIPPED SAME DAY!

BETTER
SOFTWARE COMPANY
P.O. Box 16842 — Sta. B
Greenville, South Carolina 29606
(803) 233-2700

PRESENTS



COLOR-STICK

The ORIGINAL interface for
the TRS-80*
Color Computer to let
you use the famous:

ATARI* JOYSTICK'

Just plug your Atari or Atari like joystick (the Color-Stick enables the use of most joysticks made for the Atari) into the Color-Stick interface and then plug the Color-Stick into an empty joystick port.

The Color-Stick can improve scores 50% and more while making some games more exciting and fun to play.

Don't settle for cheap imitations. Only the ORIGINAL Color-Stick's small inline design allows you to just plug your joystick into it and forget it. The Color-Stick becomes a part of your joystick so it does not interfere with your game playing. In addition Color-Stick returns a full value of '63' for the right and down directions, even when using two joysticks and even in the diagonal directions, the others don't.

NOW Color-Stick has a new low price.....

Color-Stick interface \$12.95 each
two for \$22.95 (less joysticks)

Atari joysticks \$9.95 each

BETTER
SOFTWARE COMPANY
P.O. Box 16842 — Sta. B
Greenville, South Carolina 29606
(803) 233-2700

Don't miss out order the ORIGINAL. Send your check or money order or better yet call today and order your Color-Stick.



Add \$2.00 per order shipping and handling. Bank cards welcomed (please include expiration date). Orders paid by cashiers check, money orders, bank cards and C.O.D. are shipped within 48 hours. Personal checks please allow 1-2 weeks. C.O.D. orders add \$1.50 extra. S.C. residents add 4% sales tax. *TRS-80 is a registered trademark of Tandy Corp. Atari is a registered trademark of Atari, Inc.

Print #-2,

I have only to think back to a year ago at this time to remember how excited we were! *The Rainbow* had only then received its first typesetting unit and plans were a-buzz for the First Anniversary Issue in July. We had a few surprises up our sleeves then — a four-color cover, typeset copy and some other really interesting things. And we were really impressed by the size, 64 pages in total.

Now, we are in the middle of preparations for the Second Anniversary Issue. And it is going to be something. I hope that you will be impressed with some of the features which we plan to include. And, even more, I am certain you will be doubly impressed with a major innovation which we will be including with the July issue next month.

This is *not* the Anniversary column — that comes next month. But it is a sort of preview to the next issue in that I think you will really enjoy the surprise we have planned for you. It is truly something which has never been done by a computer magazine before — at least to our knowledge — and I think it will be the talk of the industry. Too, we believe it will be something that will be useful, as well. Don't miss the July Second Anniversary Issue! It is one you will be wanting to have for sure!

Portable Computing

MAGAZINE

By the way, I want to take this time to introduce a new publication to those which we at Falsoft, Inc., our parent company, will be introducing in a month or so. The title is *Portable Computing Magazine*, and it is designed primarily for the new TRS-80 Model 100 Portable Computer.

You may have seen a mention of this new computer in *The Pipeline* last month. We think it is really sensational and believe *Portable Computing Magazine* will be able to aid in the growth and development of this system much as we hope it has been able to for the Color Computer.

None, we certainly do not plan to slacken our interest in, excitement for and affection directed at CoCo. But, just as we have grown from 64 pages in July, 1982 to 276 pages today — just 11 short months — we have grown from two members of our staff to almost 20 full-time. I believe we can easily support a second magazine without doing injustice to either computer system.

As did *the Rainbow*, *Portable Computing Magazine* will start small and expand. And, although it will not start quite as small as did *the Rainbow* (two pages in July, 1981), we expect it — like its big brother — to grow and expand. I hope you will take a look at the Model 100 and at *Portable Computing Magazine* when it appears. And yes, we're taking subscriptions at a charter rate of \$23 until July 1 — \$28 afterwards. Canadian and foreign subscriptions will be slightly higher.

So, where's Falk's picture this month, you might wonder. It is missing because we wanted to show you the logo for *Portable Computing Magazine* instead. For those of you who want something to throw darts at, it'll be back next month.

(continued on page 78)

BUY ANY
ONE ITEM
TAKE A

10%
DISCOUNT

ARCADE GAMES

BUY TWO OR
MORE ITEMS
TAKE A

15%
DISCOUNT

**SPECTRAL
ASSOCIATES**

SPACE WAR-Fast action. You must break through enemy defenses of death star to win. Watch out for black holes. 16k & joystick required
CASSETTE \$21.95

BATTLE FLEET-Traditional favorite. As Admiral-in-Command, you declare war against opponent or computer. Challenges your naval tactics. Extended basic required.
CASSETTE \$14.95

SPACE TRADERS-Can you become the Horatio Alger of outer space? Become a millionaire if you make the right moves for 2 to 4 players. Extended Basic required.
CASSETTE \$14.95

ROBOT BATTLE-Guide your human through an ever changing maze and never ending attacks of robot hordes. A berserk type game. 16k joysticks required.
CASSETTE \$21.95

KEYS OF THE WIZARD-Super adventure game. Hundreds of rooms filled with treasures, magic spells, traps and puzzles. Save game in progress. 16k.
CASSETTE \$19.95

GALAX ATTACK-If you want a challenge, this is it! Patterned after Galaxians. An arcade quality game. 16k and joysticks required.
CASSETTE \$21.95

SUB HUNT-As the commander of a destroyer, you must destroy as many enemy subs as you can before they destroy you. 16k extended basic.
CASSETTE \$14.95

ALCATRAZ II-No one escapes from Alcatraz II, not even you! Think you can be the first? 16k extended basic.
CASSETTE \$8.95

LASER COMMAND-Defend your cities and missile base from the deadly alien lasers. Multiple waves of attackers. 16k extended basic and joystick required.
CASSETTE \$10.95

COSMIC SUPER BOWL-Fast action interstellar football. Five skill levels to provide a challenge. One or more players. 16k
CASSETTE \$14.95

GHOST GOBLER-Four relentless ghosts intent on your destruction. Chase your gobbler around this super maze. Best of the pac-man type games. 16k and joysticks required.
CASSETTE \$21.95

LOTHAR'S LABYRINTH-An excellent version of the popular word search puzzle. The computer hides up to 48 words on the screen in all directions. Use the computers words or your own. Extended basic.
CASSETTE \$14.95

PLANET INVASION-If you enjoy Defender, you will love this one. Lots of fast action. 16k and joysticks required.
CASSETTE \$21.95

SPACE RACE-Maneuver yourself around a race track in space, but beware of alien ships, the collectors, swarms and bezekers they are all out to do you in.
CASSETTE \$21.95

DEFENSE-If you like Polaris and Missile Command this game is for you. A must for your collection. 16k and joystick required.
CASSETTE \$21.95

PIRATES AHOY-Find a sunken ship and treasures in this witty and humorous text adventure. 32k.
CASSETTE \$9.95

ESCAPE FROM PRISON CITY-Explore the Prison City where your spacecraft has been shot down. You must find a battery for your spacecraft in order to escape. 16k extended basic.
CASSETTE \$8.95

COLOR ZAP-Super space game! Dodge incoming photon torpedoes before they penetrate your defenses. 16k and joysticks required.
CASSETTE \$9.95

**TOM MIX
SOFTWARE**

BIRD ATTACK-Shoot the birdmen before they descend upon you. Watch out for their droppings. 16k extended basic.
CASSETTE \$21.95

DONKEY KING-Exciting sound and graphics, four screens like the arcade game. Never before have you seen a game like this for your Color Computer. The best! Requires 32k.
CASSETTE\$24.95 DISK\$27.95

WAR KINGS-Shield your castle against cannonball attack and deflect them towards your opponents castle. 16k extended basic and joysticks required.
CASSETTE \$19.95

PROTECTORS-Enemy fighters drop bombs on your city. Destroy them before they destroy your city. Just like the Defenders arcade game. Requires 32k.
CASSETTE \$24.95

KATERPILLAR ATTACK-A fast-paced arcade game. Rave reviews by color computer magazines. 16k and joysticks required.
CASSETTE \$24.95

COMPUTERWARE®

STARSHIP CHAMELEON-You must defend your planet against attack. You have the ability to change color in order to destroy on-coming bombs and anti-matter. Nine levels of play.
CASSETTE\$24.95 DISK\$29.95

STORM-A real TEMPEST of a game. Exciting and colorful. 15 battlefields, 9 levels of play.
CASSETTE\$24.95 DISK\$29.95

EL DIABLERO-You awake, dazed and confused, in the middle of the desert. You have been learning techniques of sorcery from an old man who lives in these parts. He told you of his enemy, an evil sorcerer, "Diabloero", now your teacher is missing and you are alone! Pure adventure.
CASSETTE\$19.95 DISK\$24.95

DOODLE BUG-Your lady bug hustles through an intricate maze of barriers and turnstiles, eating dots, letters and hearts. Exquisite sound and graphics.
CASSETTE\$24.95 DISK\$29.95

RAIL RUNNER-Your engineer must scurry over the tracks of the busiest switch yard ever, to rescue the hobo's on the other side of the tracks.
CASSETTE\$21.95 DISK\$26.95

SHARK TREASURE-You must dive through shark infested waters to bring back treasures from the ocean floor.
CASSETTE\$21.95 DISK\$29.95

MEGAPEDE-A very fast version of the Centepede type game. Not for the faint of heart.
CASSETTE\$21.95 DISK\$29.95

COLOR BONANZA
50 Programs - 6 Cassettes
Some 4K * Some 16K * Some 32K
Games — Educational — Utilities
FUN FOR THE WHOLE FAMILY
Only \$49.95
Plus \$2.50 Shipping

MasterCard VISA **CoCo Warehouse**
Where Shopping By Mail Is "USER FRIENDLY"
500 N. DOBSON WESTLAND, MI 48185
Phone (313) 722-7957

**SOFT SECTOR
MARKETING**

DEATH TRAP-As a tank commander it's your job to find a safe passage through the maze of city streets that contain mines and other hazards.
CASSETTE \$19.95

OKI-PRINT-Is a basic language program that is designed to do high resolution screen dumps from the Radio Shack or TDP-100 Color Computer, to an Okidata Microline 82A printer. OKI-PRINT will dump any P MODE M, P(M=MODE, P=PAGE). If the P MODE is 1 or 3 (which are color modes) the printer will attempt to shade the different colors in lighter and darker intensities of black in order to make them more recognizable. Extended basic required.
CASSETTE \$19.95

DISASSEMBLER 6809-This is an interactive disassembler that allows you to call and examine subroutines or look at labels in an ASCII mode without losing your place in the disassembly. It is primarily a SCREEN oriented disassembler, but does have printer output capability.
CASSETTE \$14.95

ANIMATED HANGMAN-Playing hangman has never been so much fun. He winks, he blinks, he almost lives! An outstanding game for the whole family. Fun and educational.
CASSETTE \$12.95

CONCENTRATION/CONNECT UP 4-Concentration is a memory type game. You are trying to match up the screen displays. Connect up 4 is a game where you try to match 4 dots of color in a row, but the person that you are playing with is trying to do the same thing. A game of strategy.
CASSETTE \$9.95

HURDLERS-You are a hurdler running down the track trying to clear the jumps. If you miss, you fall flat on your face. Requires 16k extended basic.
CASSETTE \$14.95

QUALITY SOFTWARE

SHIPWRECK-Your stranded on a deserted island and your only hope for escape is your own wits and cunning. Can you find your way back to civilization? 16-32k.
CASSETTE \$14.95

INTRACOLOR

COLORPEDE-It's up to you to destroy the Colorpede, knock out the bouncing bug and eliminate toad stools. Excellent version of the Centepede game.
CASSETTE\$29.95 DISK\$34.95

MARK DATA

HAYWIRE-An exciting combination of angry Robots and the indestructable Menace will provide hours of challenge. The classic Bezker type game. 16k.
CASSETTE \$24.95

CALIXTO ISLAND-A challenging sometimes humorous excursion to find stolen treasure.
CASSETTE \$19.95

THE BLACK SANCTUM-You are pitted against the forces of Black Magic in this spooky adventure. 16k.
CASSETTE \$19.95

CAVE HUNTER-Maneuver your way through a spooky cave to retrieve the treasures at the bottom. 16k and joystick required.
CASSETTE \$24.95

ASTRO BLAST-Here's the space shoot'em up you've been asking for. 16k.
CASSETTE \$24.95

SPACE RAIDERS-A sensational rendition of the arcade classic Invaders. Selectable skill levels. 16k.
CASSETTE \$24.95

HOW TO ORDER BY MAIL: For prompt and courteous shipment. SEND MONEY ORDER, CERTIFIED CHECK, CASHIERS CHECK, MASTERCARD/VISA (include card number, inter-bank No., expiration date and signature). PERSONAL AND BUSINESS CHECKS MUST CLEAR OUR BANK BEFORE PROCESSING. Shipping and packing charge of \$2.50 minimum must be added to all orders in continental US (Canadian orders \$5.00 minimum). Michigan residents include 4% sales tax. 10% deposit required on C.O.D. orders.

WRITE FOR OUR
FREE CATALOG

BUILDING JUNE'S RAINBOW

The Printed Word Issue . . .

Our May-becomes-June get ahead edition . . .

Some things defy easy explanation. You can see it in people's eyes when they don't really understand. With a perplexed look they mutter something like, "Well, I can see where you're coming from," even when you suspect they don't have the foggiest glimpse. Such was the case when I tried to explain why I decided to spray paint the vintage family typewriter and make a planter out of it.

My grandmother would have understood, and never have questioned my motives. Of course, she might have preferred to make a lamp out of it. She and I shared a feeling of sentimentality over utilitarian items. But, for those of you who can drive the old family car to the car lot without a twinge of emotion, who wouldn't dream of placing an old wagon wheel in the garden and, otherwise, can't "relate" to a bit of whimsicality, let me just say that making a planter out of the old Royal seems, to me, like the "highest and best" use of a machine whose turn

has come, and gone, in this computer printer age.

This month we're focusing on printers with a baker's dozen articles directly related to the Color Computer's most popular peripheral! A centerpiece is our printer control code conversion chart on page 156. And Dick White's printer utility on page 198 is a guaranteed crowd pleaser. The LLIST is too long to mention them all, but check them out—including our printer reviews.

Of course, as always, we aim for a balanced mix of article and program offerings. For armchair pilots, we have "Flying the Sopwith CoCo," a toughy of a Simulation program. (Are you developing an entry for our Simulation contest?) And, for gamers, our John "Crazy" Fraysee masterwork, *Rainbow Roach*, is a fast-moving, arcade-like run-for-your-lifer that'll slay you for sure. Get started on page 38 with a bit of Fraysee-ness that seems a lot more plausible than those frogs on logs who drown every time they hit the water.

In addition to more than two dozen reviews, from *Autoterm* to *Zaxxon*, there's plenty for the serious Color Computer user from our expert panel of contributing editors, including our new technical editor, Dan Downard, who's out to debug the magazine as well as develop a hybrid bug of his own creation.

Among our four articles on education, Dr. J. C. Kretschmer's piece on using CoCo to estimate the difficulty level of reading material is especially intriguing.

All in all, it's 276 pages all for CoCo, all for about a penny a page on the newsstands. That sounds hard to beat, but here's a proven method: pull out our subscription card and mail it before midnight tonight—then you'll be among the ranks of those in the CoCo Community who never worry about arriving at the local bookstore too late and who get all that's Under the Rainbow for just \$22 a year.

—Jim Reed

TALK IS CHEAP.



You want your color computer to talk, but how much will it cost?

\$50? \$100? \$200? No.

\$29⁹⁵?

Yes! **SPEAK UP!**TM from *Classical Computing, Inc.* is a machine language

Voice Synthesizer program for your TRS-80 Color Computer.* It is 100% software. Nothing else to buy. Best of all, YOU CAN MAKE BASIC PROGRAMS TALK! It's easy to use, and will say virtually anything.

SPEAK UP! For \$29.95.

Talk really is cheap!

Classical Computing, Inc.

P.O. Box 12247

Lexington, Kentucky 40582



800—334-0854 Ext. 890

*T.M. Tandy Corp.


16k minimum

E.T.T.

From Soft Sector

NEW — Extra Terrestrial Typing — Those famous fingers are familiar — none other than E.T.! His sensitive five fingers expertly tutor from novice to expert. You couldn't ask for a friendlier teacher — watch closely as E.T. points the way.

16K Tape, \$19.95



CATERPILLAR

From Soft Sector Marketing

This is the fast-action arcade game you've been waiting to play at home! You must hit mushrooms and caterpillars — segment by segment — moths and tumble bugs. The challenges: they are all moving; when hit they split into additional segments or metamorphose into different shapes; when you destroy a caterpillar, the new one that replaces it is a segment longer than the original!

16K Tape, \$19.95



VOYAGER I

From Avalon Hill

You're on board a spaceship infested with killer robots in this graphic science fiction game. You must clear the 4-level 144-location ship of robots and arm it to self-destruct. Can you do it and escape before you, too, are blown up? High-speed graphics are represented in 3-D perspective representing your eye's view; with instant switching to floor plan maps. Extended BASIC required.

16K Tape, \$19.95

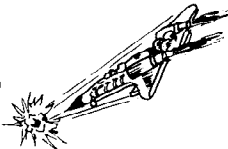


COLOR ZAP

By Frank Smith
From Spectral

Super space game written in machine language with highest resolution graphics. Avoid the incoming photon torpedoes as defensive fighters appear and attack your ship. Guaranteed fun and fast action. Zap the enemy! Joystick required.

16K Tape, \$9.95



NEVER BEFORE!

Never before have there been **COLOR DISKS!** Never before have we advertised **blank DISKS!** But these are so special...

INTRODUCING COLOR DISKETTES



Bright and bold! Premium quality mini diskettes in 5 brilliant colors: red, orange, yellow, blue, green. Single sided, soft sectored, double density with hub rings. Use them just for beauty or to color code your programs and data!

Box of 10 — all one color or

Box of 10 — 2 each color

\$34.50 Box

3 D TIC-TAC-TOE



By Scott Adams

From Adventure International

A real family favorite with 8 separate skill levels. Use four 4X4 boards stacked one atop the other for Tic-Tac-Toe you never imagined. This real-time game features sound, optional joystick and the challenge and excitement to thrill your friends and family.

16K Tape, \$14.95

DRAGONQUEST

By Charles Forsythe
From Programmer's Guild

Search for the Monarch of Dragonfolk in a desperate race against the sun. You, Sir Knight, must rescue and return the kidnapped Princess before nightfall. Find the weapons, food and magical items you need while exploring unfamiliar lands in this magnificent machine language adventure. Can you vanquish Smaegor and beat the setting sun? Extended basic required.

16K Tape, \$15.95



WAR KINGS

From Tom Mix

A challenge game for two with three skill levels. Battle to save your King and Castle. Not only can you protect your castle by moving your shields, but you can deflect the cannonball towards an opponent's castles. High resolution graphics and outstanding sound. Requires extended basic and joysticks.

16K Tape, \$19.95



SOLO POOL

From Tom Mix

Now, play pool on your Color Computer! Even without a cuestick you can be an expert. Play against the computer or a friend. With multiple skill levels, this is a game the entire family can play and enjoy! Shoot in super color. Extended basic required.

16K Tape, \$17.95



TREK 16

By C. Roslund
From Tom Mix

An outstanding adventure with screen display. Journey through space aboard the Starship Enterprise with all the familiar characters. Not for the amateur — requires the cunning of Captain Kirk and the logic of Mr. Spock. Extended basic required. Happy trekking!

16K Tape, \$19.95



PROTECTORS

From Tom Mix Software

You have 4 ships armed with laser cannon and smart bombs. They have waves of enemy fighters; their mother ships have lasers and heat-seeking mines. Get a new ship for each 5,000 points you score. Exciting arcade action with hires 4-color graphics.

32K Tape, \$24.95



COLORPEDES

From Intracolor

Try to keep up with the Colorpedes! Keep moving for quick scoring, smooth and accurate controls and fast action play with arcade quality sound effects. Keep your eyes on the high resolution, multicolored characters on the black background. Not just another game — this is a real escapade!

16K Tape, \$29.95



Over 2500 Programs for TRS-80,

ATARI 400/800, APPLE, IBM & VIC 20.

For Information Call
202-363-9797

THE PROGRAM STORE

Coming Soon to Boston,
Philadelphia and Pittsburgh.

To Order Call Toll-Free
800-424-2738

Visit our other stores:
829 Bethel Rd., Columbus OH
Seven Corners Center, Falls Church, VA
W. Bell Plaza, 6600 Security Blvd., Baltimore, MD
White Flint Mall, Rockville Pike, Rockville, Md.

MAIL ORDERS: Send check or M.O. for total purchase price, plus \$2.00 postage & handling. D.C., MD: & VA.: add sales tax. Charge cards: Include all embossed information.

© 1982 The Program Store, Inc.



THE PROGRAM STORE • Dept. 24-05-3 • Box 9582 • 4200 Wisconsin Ave., N.W., Washington, D.C. 20016

Item	Tape/Disk/Book	Price	Postage	\$2.00	Name _____
_____	_____	_____	Total	_____	Address _____
_____	_____	_____	<input type="checkbox"/> CHECK	<input type="checkbox"/> VISA	City _____ State _____ Zip _____
_____	_____	_____	<input type="checkbox"/> MASTERCARD	Card # _____	Exp _____
_____	_____	_____	Computer	_____	_____

Who Wrote *the Rainbow's* First Trivia Game?

answer: Gary Wick

Here it is. A Trivia Game that can be used by every 80C user. You don't need more than 4K and you don't need Extended BASIC. If you do have more memory or Extended—Great, your Trivia Game will be that much better.

The program listed below allows you to add your own sounds and graphics. Create your own scoring scheme or the amount of time allowed to players to answer each question. This game has been designed so that you can change it to your own tastes. Best of all, for those who don't program much, it's easy to make up your own Trivia Game with this program. You can make it a Sports, Rock & Roll or Old Movie Stars Trivia Game. Whatever you want.

This game has been tested at several social gatherings by non-computer people and has proven to be popular. Rules for this game are:

- 1) One player per game.
- 2) Player earns +10 points for correct answer, —5 points for incorrect answer.
- 3) If player doesn't enter an answer within 5 seconds, the game ends.
- 4) Game also ends when program runs out of questions. (Twenty-five questions is enough. More than that can tire or bore the player.)

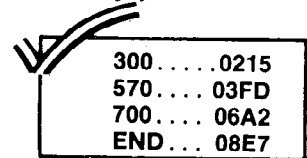
You're sure to enjoy this very versatile game.

Here is how you can design the game to your own tastes:

Lines	Program Description
10-100	Sets score(s) to zero and starts the game.
120	N is the number of trivia questions.
140	A\$ are the trivia questions.
160	B\$ are the trivia answers.
240-330	This loop checks to see if input to the keyboard equals B\$, the correct answer. Line 300 is the time given player to complete his (her) answer. Line 270 is the time given player to enter an answer.
350-400	Program goes to this routine if the answer is wrong. This is a good place to insert your own sounds and graphics.
430-510	Program goes to this routine if answer is correct. This is a good place to insert your own sounds and graphics.
570-810	Insert your own questions and answers.

Obviously, this game is very simple. Some of you more experienced programmers are probably wondering, "Why didn't he do this?" or "Why didn't he do that?" I did write it other ways but found that this simple version was the most popular. It goes to show that a program doesn't depend on its complexity but on whether the user enjoys it.

The listing:



```

0 *****TRIVIA GAME*****
1 *****GARY WICK*****
2 *****MADISON, WI*****
10 S=0
20 FOR P=1 TO 600: NEXT P
30 CLS
40 PRINT @233,"TRIVIA QUIZ"
50 FOR K=1 TO 850:NEXT K
60 CLS(4)
70 PRINT@ 52,"SCORE:"S
80 INPUT"ENTER YES WHEN READY-RE
ADY";Y$
90 IF Y$="YES" THEN 100 ELSE 80
100 CLS
110 N=N+1
120 IF N=25 THEN GOTO 520
140 READ A$
160 READ B$
170 PRINT @34,"FOR TEN POINTS...
"
180 PRINT @96,A$
190 T=0
200 T=T+1
210 SOUND 128,1
220 FOR Q=1 TO 390:NEXTQ
230 IF T=10 THEN 240 ELSE 200
240 PRINT@ 298,"ANSWER NOW"
250 X$=""
260 T=0
    
```


**624 KBYTE
SYSTEM!**



**New
3" disk
cartridge**

COLOR AMDISK-III COMPATIBLE.

The AMDISK-III micro-floppy disk system is an engineering breakthrough in disk size, storage capacity, media protection and user convenience. It's fully compatible with your Radio Shack*® Color Computer. Enjoy a full 624 KByte† (formatted) storage capability and the extra convenience of the new 3" hard plastic encased diskettes. They fit into a shirt pocket and are easy to mail, too.

The AMDISK-III drive system is ruggedly constructed for years of trouble-free operation, and is backed with our 90 day warranty on parts and labor.

Just circle the reader service number to receive complete specifications.

*Radio Shack is a registered trademark of Tandy Corporation.
†Requires recording on both sides.

2201 Lively Blvd. • Elk Grove Village, IL 60007
(312) 364-1180 TLX: 25-4786

AMDEK CORP.

Amdek . . . your guide to innovative computing!

Dealer inquiries invited

```

270 IF T=100 THEN GOTO 515
280 Z#=INKEY#
290 T=T+1
300 IF T=300 THEN GOTO 340
310 X#=X#+Z#:PRINT @ 360,X#
320 IF X#="" THEN GOTO 270
330 IF X#=B# THEN 430 ELSE 280
340 CLS
350 SOUND 100,10
360 PRINT @225,"SORRY, YOU'RE WRO
NG"
370 FOR Q=1 TO 1000:NEXT Q
380 S=S-5
390 CLS
400 GOTO 20
430 SOUND 200,15
440 S=S+10
450 CLS
460 C=0
470 C=C+1
480 FOR Q=1 TO 300:NEXT Q
490 CLS(C)
500 PRINT@235,"CORRECT!!!";
510 IF C=7 THEN 20 ELSE 470
515 CLS(8):PRINT @ 69,"SORRY, YO
U'RE TOO SLOW.":FOR Q=1 TO 1000
:NEXT Q
520 CLS

```

```

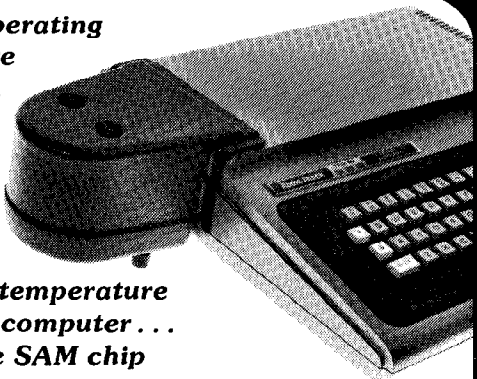
530 PRINT @ 202,"END OF GAME"
540 PRINT @ 38,"YOUR SCORE IS:"S
550 PRINT @ 353,"TO PLAY AGAIN,E
NTER RUN"
570 DATA NAME RIN TIN TIN'S OWNE
R,RUSTY
580 DATA HOWDY DOODY LIVED IN -?
,DOODYVILLE
590 DATA WHO PLAYED ALAN BRADY O
N THE          DICK VAN DYKE SHOW
?,CARL REINER
600 DATA FULL NAME OF BATMAN'S B
UTLER,ALFRED PENNYWORTH
610 DATA WHO PLAYED MRS PEEL IN
THE          AVENGERS?,DIANA RIGG
620 DATA THE VOICE OF MR MAGOO?,
JIM BACKUS
630 DATA IN CAR 54 WHO PLAYED OF
FICER          MULDOON?,FRED GWYNNE
640 DATA WHAT WAS BARNABY JONES'
OFFICE          NUMBER?,615
650 DATA WHO PLAYED THE PENGUIN
IN BATMAN,BURGESS MEREDITH
660 DATA WHAT IS "KING OF BEERS"
?,BUDWEISER
670 DATA ANDY TAYLOR WAS SHERIFF
OF WHAT TOWN?,MAYBERRY
680 DATA POPEYE'S FOE IS-?,BLUTO
690 DATA ERIC CARTWRIGHT'S NICKN
AME WAS-?,HOSS
700 DATA HEAD OF P&O(SECTION I)
FOR UNLCE?,ALEXAND
ER WAVERLY
710 DATA COMMANDER OF FORT APACH
E          ON RIN-TIN-TIN?,
LIEUTENANT RIP MASTERS
720 DATA NAME THE MILLIONARE,
JOHN BERESFORD TIPTON
730 DATA SERGEANT JOE FRIDAY'S B
ADGE NO.?,714
740 DATA NAME CISCO KID'S HORSE,
DIABLO
750 DATA CASPER'S HORSE GHOST FR
IEND?,NIGHTMARE
760 DATA WHO WAS MR. WIZARD?,DON
HERBERT
770 DATA ACADEMY AWARD FOR BEST
PICTURE          OF 1961?,WEST
SIDE STORY
780 DATA ACADEMY AWARD FOR BEST
PICTURE          OF 1973?,THE
STING
790 DATA BEATLE'S LAST ALBUM?,
ABBEY ROAD
800 DATA ACADEMY AWARD FOR BEST
SONG          OF 1961?,MOON
RIVER
810 DATA NAME ZORRO'S SERVANT,BE
RNARDO

```

Co Co - Cooler



- Brings operating temperature to ambient, regardless of accessory load



- Reduces temperature of ENTIRE computer... not just the SAM chip

- Easy 1-minute installation
- \$39.95

Companion Keyboard Cover \$7.95
Co Co Software

- Send For Free Catalog • For Fastest Service Send Money Order Or Certified Check • Add \$2.00 Shipping Charge Per Order • Calif. Residents Add 6½% Sales Tax • All Merchandise Shipped From Stock •


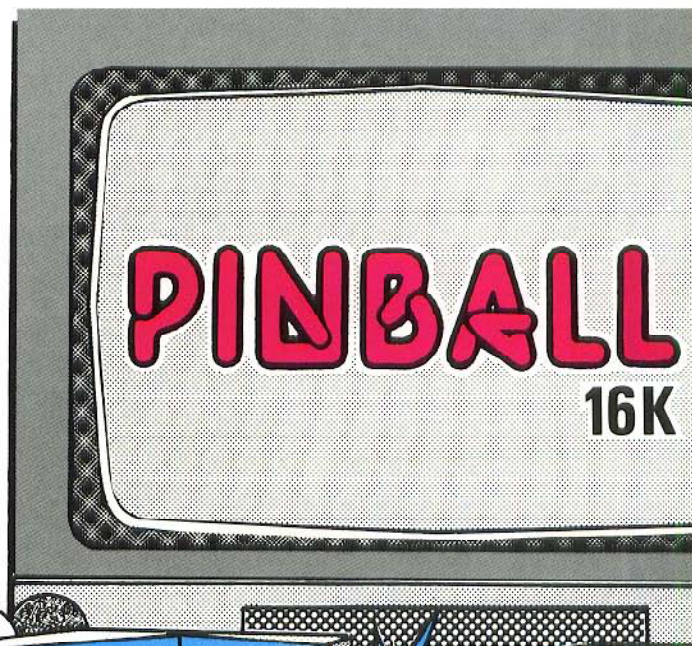
REM Industries, Inc.

9420 "B" Lurline Ave., Chatsworth, CA 91311

(213) 341-3719



- Fast arcade pinball action
- Three different game layouts
- Available now at your Software Dealer,
if not have your dealer call (800) 433-7631



Building A Color Computer To EPSON MX Printer Interface

By Dennis Snyder

You have finally got your own Radio Shack TRS-80 Color Computer home and running. Like most of us, you soon develop a burning desire to make listings of your programs, or to do fancier things like word processing and budgets. So you read all of the literature on printers and decide on one of the low cost Epson MX series printers. There are three models: the MX-70, the MX-80 and the MX-100. Since descriptions of these printers have been covered sufficiently elsewhere, I will not go into them here.

After making your selection and rushing home with it, you hurriedly unpack it, itching to see, in print, all of those great programs that you wrote. What? It needs a cable! You rush back to the store and then find out the bad news—there is no stock cable to connect your Color Computer to the Epson. And, the Epson requires either a parallel Centronix plug or a serial converter board. Epson happens to make two different boards; one is strictly a serial to serial converter and the other is a serial to parallel converter with 2K of buffer memory. Both plug into an internal, 26-pin, 100 mil center connector. However, at discount prices, these cost approximately \$70 and \$140 respectively. The \$70 Serial RS-232C/Current Loop Serial Interface (Cat. Nos. 8140 and 8141) model provides a general purpose RS-232 interface and a TTY current loop interface, much of which is superfluous to a Color Computer application. Epson's Serial Interface with 2K of buffer memory board is nice with its own 8048 microprocessor on it, but at about half the price of the Color Computer, it seems at odds with the objectives of a low cost system. If you bought the MX-70 or the MX-100 which come with built-in graphics capability, or you intend to eventually add the Epson "Graphtrax-80" graphics ROM set, you will need either a parallel Centronix interface or the 2K of buffer RAM to support the graphics mode. This is necessary because a line of bit-image graphics rapidly fills the internal buffer of the MX printer.

At this time, although I have the MX-100, I do not have the need for its graphics capabilities. Therefore, I came up with a very simple, 2 IC design which interfaces the serial,

RS-232 I/O port of the Color Computer to the internal serial port of the MX printers.

Construction

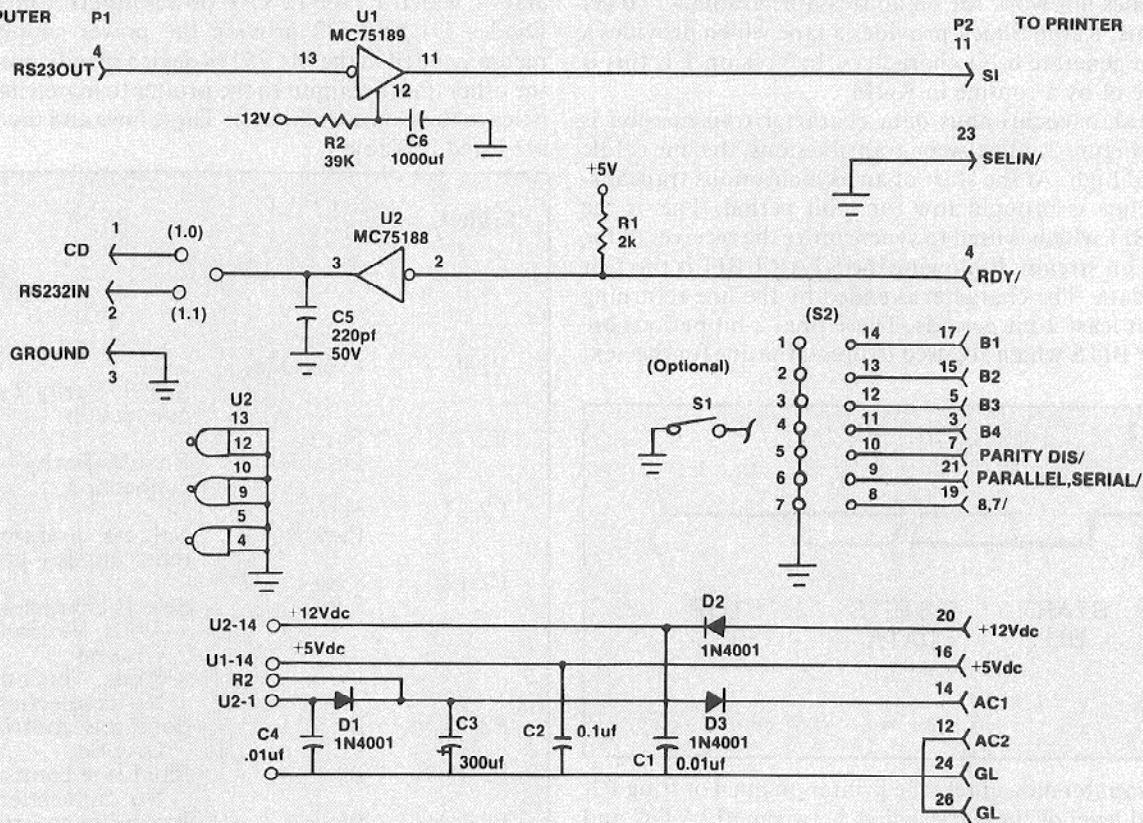
Although the MX series' PC boards appear very similar, there are some subtle differences between them and definite differences in the EPROM programs in each machine. However, the Epson serial interface boards are identical with all models which implies that area of the circuitry is at least the same. The serial interface circuit described in this article has been used successfully with both the Epson MX-80 and MX-100 printers, and should work with the MX-70. It will handle alpha-numerics and graphics characters but does not provide the necessary buffer for bit image graphics. As can be seen in the schematics (Figure 1), the circuit consists of only two ICs, a few resistors, capacitors and diodes. I built mine on a small, 2.5 x 2.5 inch perf board using point-to-point wiring. Rather than using a full, 25-pin EIA connector, I used a smaller connector since the Color Computer's I/O port requires only 3 wires.

With the small number of components used in the circuit, wiring of the PC board and installing the components is very straight forward and not critical. However, it is necessary to ground all of the unused inputs of the MC75188, or your printer output will be garbled, if the circuit works at all. I have wired in S2, the DIP switch, because I may use my printer with other kinds of computers. If you intend to use your printer with only a Color Computer, you may want to eliminate this switch and hardwire in these functions. Switch S1 is optional and can be mounted on the small, removable plastic panel at the rear of the printer. Since I dislike moving equipment with cables dangling, I also installed a connector for the printer cable in this panel.

I had a hard time finding the 4-pin DIN plugs that Radio Shack uses, so I opted to buy their 4-pin to 5-pin cable which is a little longer, and the same price as their 4-pin to 4-pin cable. I removed the 5-pin connector and attached a connector from my spare parts box. You could use any 4+ pin connector here, or wire it directly to the serial interface

Figure 1

EPSON MX SERIAL INTERFACE



board. Before making the 4-wire connections, it is necessary to determine whether your Color Computer has a Version 1.0 or 1.1 BASIC ROM. There are several ways of determining this; however, the easiest that I have found is to do a simple EXEC 41175 which will then print on the screen the Radio Shack heading and the BASIC version.

The Color Computer transmits data to the printer and, in return, expects an acknowledgement. Thus, on the computer to serial I/O interface, data is sent on the RS-232 Out line. Apparently, when Radio Shack and Microsoft were defining Version 1.0, they did not completely understand what the other was doing. Some problems arise in receiving the acknowledgement is you have the Version 1.0 BASIC ROM. Depending on the BASIC ROM version, the acknowledgement is input on either the Carrier Detect (CD) line or the RS-232 In line. Thus, the printer end of the cable is wired as follows, depending on your BASIC version:

Version 1.0 — The printer's RDY (Ready) output is connected to the computer's CD line.

Version 1.1 — The printer's RDY output is connected to the computer's RS232 In line.

Another variation in the wiring, due to the different ROM versions, is the connection of the 7- or 8-bit character options. If you have:

Version 1.0 — Ground pin 19 of the 26-pin connector, thereby putting the MX printer in the 7-bit mode. If you always intend to run the computer with Radio Shack's free PTFX4k or PTFX16k program that puts the computer's serial output in an 8-bit format, then follow the Version 1.1 instructions below.

Version 1.1 — Do not connect pin-19 of the 26-pin connector. This places the printer in the 8-bit mode.

Parts List

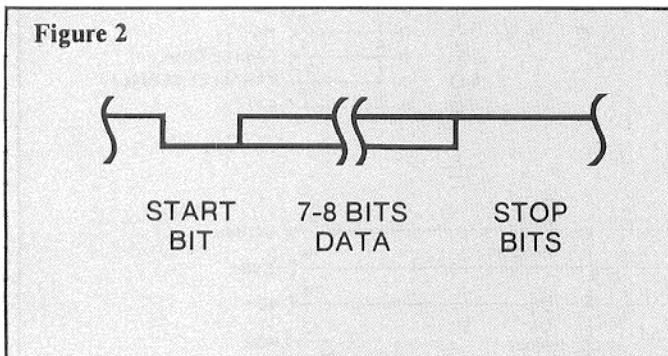
- U1 MC75188 TTL to RS232 Driver
- U2 MC75189 RS232 to TTL Receiver
- C1 0.01 microfarad Capacitor
- C2,C4 0.1 microfarad Capacitor
- C3 100 to 440 microfarad Capacitor, 35 VDC
- C5 220 picofarad Capacitor
- C6 1000 picofarad Capacitor
- D1,D2,D3 1N4001 Diode (or any other diode capable of 25ma @ 35 VDC)
- R1 2k, ¼ watt Resistor
- R2 39k, ¼ watt Resistor
- S1 SPST Switch
- S2 DIP Switch, 8-pole, single throw (optional)
- P1 Radio Shack 4-pin to 5-pin DIN Cable, No. 26-3009
- P2 26-pin Header Connector, 2 rows, 100 mil centers
- * Male and female connector pair, minimum 4-pins (opt.)
- * 2.5 x 2.5 inches 100 mil center, perf board
- * 1 14-pin DIP sockets
- * 1 26-pin DIP socket (optional)

Circuit Operation

The Color Computer transmits data to the printer using a software generated, asynchronous serial protocol via a PIA's output pins and the RS232 Out line. As previously

mentioned, there is a bug in Version 1.0 as it transmits only a 7-bit character. This is fine for transmitting ASCII characters but does not work for bit addressable graphics. To get around this, Radio Shack provides a tape which provides a routine to generate 8-bit characters. In Version 1.1, this is taken care of by a routine in ROM.

A typical, asynchronous data character transmission is shown in Figure 2. In between transmissions, the line is Idle and is held high. At the start of an asynchronous transmission, the line is brought low for 1 bit period. This is the START BIT which is used to synchronize the receiver to the incoming bit stream. Following the START BIT is the 7-or 8-bits of data. The character is ended by the line returning high for at least 2-bit periods. These final 2-bit periods are the STOP BITS which are used to preset the line for the next character.



The computer data enters the printer on pin 4 or Plug P1. The signal level of the data swings between +12 VDC and -12VDC, and enters pin 13 of U1. U1 is a Motorola MC75189 EIA RS232 receiver and level shifter which lowers the input voltage to the standard TTL levels of 0 to +5 VDC. This +VDC signal now becomes the Epson's Serial-In line and is presented to the printer on P2-11.

The only other active signal on the serial I/O board is RDY/, which is output by the printer on P2-4. RDY/ is driven by an open collector device and requires pulling-up through resistor R1 to +5 VDC. The Motorola MC75188 line driver is also a level shifter which converts the 0 to +5 VDC RDY/ signal to +12 and -12 VDC. The + and - 12 VDC output signal is now connected to CD or RS232 In as described earlier. This signal from the printer tells the computer when the printer is ready to accept another data character. If you have trouble getting the printer to receive data, watch the printer's Ready light. The Color Computer always sends the first character without checking the printer's status. If the Ready light flicks OFF and then back ON once, then the data character is being received by the printer. The computer will not send a second character until the printer acknowledges receipt of the first character, which, of course, cannot happen until the proper RDY/ to ED, or RS232 In, connection is made. Another technique would be to peek at the PIA inputs and verify that the line was high. Thus, if the printer is ready then:

Version 1.0 — *PRINT PEEK(65313)*
Returns an even number

Version 1.1 — *PRINT PEEK(65314)*
Returns an even number

Capacitor C5 is possibly not necessary in this simple system but is generally recommended to match the MC75188's slew rate to that of the LM330 input circuit of the Color Computer.


The -12 VDC supply for the circuit board is generated by the half-wave rectifier formed by D3 and C3 across P2-12 and 14, which are the 12 VAC power inputs from the printer. Diodes D1 and D2 provide the power supply isolation recommended in the MC75188 device specification. Most of the other lines are input to the printer to match its characteristics to the Color Computer. These lines and their functions are listed in Table 1.

Table 1:

P2-9	Even Odd/	Selects Parity Type—No connection
P2-7	Parity Disable/	Enables Parity—No connection
P2-21	Serial-Parallel	Selects printer's data input mode—ground
P2-19	8 Bit-7 Bit/	Selects character length —7 bits, Version 1.0 — Ground —8 bits, Version 1.1 — No connection
P2-17	B1	Baud rate control 1 — Ground
P2-15	B2	Baud rate control 2 — No connection
P2-5	B3	Baud rate control 3 — No connection
P2-4	B4	Baud rate control 4 —600 pbs = No Connection —2400 pbs = Ground
P2-23	SELIN/	Printer select — Ground

Use of switch S1 is optional, but it allows us to take full advantage of the Color Computer and Epson printer. Normally, after power-on, the Color Computer outputs data to the printer at the rate of 600 bps. I use the term bps (bits-per-second) which is generally more accurate than baud rate. Baud rate defines the number of data bits per second and excludes synchronization and framing bits such as the START and STOP bits. For short transmission, 600 bps is adequate, as the time required to print a line at the Epson's 80 cps is much longer than the transmission time. However, if you are printing as much as half a page or more, speeding up the transmission rate provides a significant time savings. Fortunately, both machines can operate at 2400 bps. The printer requires a mere flip of the switch S1 and the Color Computer requires a *POKE* 150,18. A *POKE* 150,87 returns the computer to 600 baud. Just remember, the computer and the printer must agree on bit rate.

Despite the best intentions of Epson's manual writers, getting the right combination of switches on the printer so the Color Computer can communicate with it is sometimes frustrating. Figures 3 and 4 illustrate the combinations that have been used successfully with the MX-80 and MX-100. That about covers everything needed to get your computer and printer talking to each other.



"THE ALTERNATIVE"

COLOR COMPUTER DISK SYSTEMS

NOW ONLY 449.95 40 TRACK DRIVE **200 K BYTES** USER STORAGE

NOW ONLY 549.95 80 TRACK DRIVE **400 K BYTES** USER STORAGE

ROM SOFTWARE
A Full Featured Basic Compatible DOS

INCLUDES: TG-99 Disk Controller w/CCMD 9 DOS ROM • 40 Or 80 Track Disk Drive • Power Supply • Case • 2 Drive Cable • 9 Disk Utility Programs • CCEDT9 Disk Text Editor • Disk Text Processor I

Manufactured Under License From Tall Grass Technologies

Editor / Assembler CO-RES9

CO-RES9 is a Co-resident Editor/Assembler that will allow you to create, edit and assemble machine language programs for the color computer. It will quickly and efficiently convert assembly language programs into machine code files. It will output machine object code to either cassette tape in a 'CLOADM' compatible format or directly to memory for direct execution.

CO-RES9 editor/assembler tape w/manual ~~\$39.95~~ **NOW ONLY \$29.95**
R.S. DISK EDITOR & ASSEMBLER Disk w/manual ~~\$79.95~~ **\$49.95**

Text Pro II

"The Professional's Word Processor"

- TEXT PROCESSOR FEATURES**
- Character Fill
 - Programmable Footer
 - Right Justify Line
 - Multiple Footnotes
 - Three Indent Modes
 - Three Programmable Headers
 - Ten Programmable Tab Stops
 - Margin Justification Left & Right
 - Decimal Align, Center, Left & Right Justify on Tab Column
 - Display & Input from Keyboard
 - Change Formatting During Processing

- TEXT EDITOR FEATURES**
- Single Keystroke Edit Command
 - Append Files from Tape or Disk
 - Fully Integrated Disk File Handler
 - Edit or Process Files Larger Than Memory
 - (No Conversion Required) Fully ASC II Compatible
 - Full Featured Line Oriented Screen Editor
 - Search and Replace Any Character Pattern
 - Copy, Move or Delete Lines or Blocks of Text
 - Edit Basic, Text or Assembler Files

TEXT PRO II Features Over 70 Commands In All. Disk ... \$79.95

DATA PACK

TERMINAL PACKAGE

- Full Text Buffering
- Terminal Baud Rates 300 To 9600 Baud
- Automatic Word Wrap Eliminates Split Words
- Full/Half Duplex
- Automatic File Capture
- Programmable Word Length, Parity & Stop Bits
- Automatic Buffer Size At Memory Limit
- Save & Load Text Buffer To Tape Or Disk
- Send Files Directly From Buffer Or Disk
- Full Disk Support For Disk Version
- Printer Baud Rates 110-4800
- Send Control Codes From Keyboard
- ASCII Compatible File Format

- Display On Screen Or Output Contents Of Buffer To Printer

We also have a disk version available called "DISKPACK." It includes all the commands mentioned plus commands for disk control. They include: Disk Load, Disk Save, Directory, Send Disk File and Kill Disk File. As usual all files are Basic Compatible ASCII formatted files which are also compatible with our Text Editor and Word Processor programs.

Datapack on tape w/manual **\$24.95**
Diskpack for R.S. disk w/manual **\$49.95**
Diskpack for CCMD 9 w/manual **\$39.95**



5566 Ricochet Avenue
Las Vegas, Nevada 89110

(702) 452-0632

All Orders Shipped From Stock
Add \$2.50 Postage

Figure 3

MX-100 Switch Settings

	Position	Condition
Switch 1	1	ON
	2	OFF
	3	OFF
	4	OFF
	5	OFF
	6	ON
	7	ON
	8	OFF
Switch 2	1	ON
	2	ON
	3	ON
	4	OFF

Figure 4

MX-80 Switch Settings

	Position	Condition
Switch 1	1	ON
	2	OFF
	3	OFF
	4	OFF
	5	ON
	6	ON
	7	OFF
	8	ON
Switch 2	1	ON
	2	ON
	3	ON
	4	OFF

The following listing is a short print demonstration which can be used to verify your circuit's operation and illustrate the use of the various character codes used with the Epson printer. Note that when using the Escape codes with other character codes, there is no punctuation between the character codes, i.e., to turn on the emphasized character mode, you enter this line, followed by your text:

```
PRINT#-2,CHR$(27)CHR$(69)"YOUR TEST"
```

In comparing the MX-80 manual and the MX-100 manual I found an interesting anomaly; the MX-100 manual does not describe use of produce Double Strike printing on the MX-100. Another problem that I have found with the Color

Computer's BASIC ROMs lies in setting the printer line width. According to the Color Computer manuals, it should be possible to Poke new line widths into location 153. However, that does not seem to work as the computer continues to output 132 characters per line. If you have a MX-80, this probably will never bother you. However, the first time you try to list a program on 80 column paper on your MX-100 you will see the print head running off the paper and across the platen. Of course, you will need to study your Epson printer manual thoroughly and experiment, to really explore the capabilities of this fine printer. However, I am sure you will enjoy this combination of the TRS-80 Color Computer and the Epson printer.

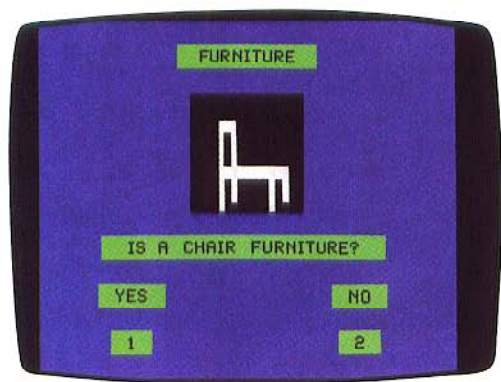
Time to LList!

The listing:

```
10 POKE 150,18 'set 2400 bps
20 A$="This is "
30 B$=" printing."
40 PRINT#-2,A$"NORMAL"B$
50 PRINT#-2,CHR$(27)"E"A$"EMPHAS
IZED"B$
60 PRINT#-2,CHR$(27)"F" 'turns
off emphasized mode
70 PRINT#-2,CHR$(27)"G"A$"DOUBLE
STRIKE"B$
80 PRINT#-2,CHR$(27)"H" 'turns o
ff double strike mode
90 PRINT#-2,CHR$(27)"E"CHR$(27)"
G"A$"EMPHASIZED, DOUBLE STRIKE"B
$
100 PRINT#-2,CHR$(27)"F"CHR$(27)
"H" 'returns to normal print
110 PRINT#-2,CHR$(15)A$"CONDENSE
D"B$
120 PRINT#-2,CHR$(14)A$"CONDENSE
D, DOUBLE WIDTH"B$
```

```
130 PRINT#-2,CHR$(27)"G"A$"CONDE
NSED, DOUBLE STRIKE"B$
140 PRINT#-2,CHR$(14)A$"CONDENSE
D, DOUBLE STRIKE, DOUBLE WIDTH"B
$
150 PRINT#-2,CHR$(18)CHR$(27)"H"
'turns off condensed, double st
ike
160 PRINT#-2,A$CHR$(14)"DOUBLE W
IDTH"CHR$(20)B$
170 PRINT#-2,CHR$(14)CHR$(27)"E"
A$"DOUBLE WIDTH, EMPHASIZED"B$
180 PRINT#-2,CHR$(27)"F"'turns o
ff emphasized
190 PRINT#-2,CHR$(14)CHR$(27)"G"
A$"DOUBLE WIDTH & STRIKE"B$
200 PRINT#-2,CHR$(27)"H"'turns o
ff double strike
210 PRINT#-2,CHR$(14)CHR$(27)"E"
CHR$(27)"G"A$"DOUBLE WIDTH & STR
IKE, EMPHASIZED"B$
220 PRINT#-2,CHR$(27)"F"CHR$(27)
"H"'turns off double strike & em
phazied
```


RADIO SHACK TRS-80® COLOR COMPUTER Software* Update




Improve Your Vocabulary Skills

NEW! 895
Each

- The Fun Way to Learn New Words
- Designed for Grades 3 thru 5

Our new Vocabulary Tutor allows your kids to match words with definitions and use 'em in sentences. They can even see how many words they got right or wrong at the end of each lesson. Get both programs today: Vocabulary Tutor 1 (Cat. No. 26-2568) and Vocabulary Tutor 2 (26-2569).

Fight Off Invaders in Klendathu

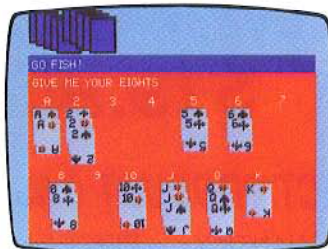


NEW!
1495
26-2567

Based on Robert Heinlein's Science Fiction Adventure *Starship Troopers*

Colonies of insects are attacking a distant planet with their deadly energy waves. You must destroy them with your flame gun before they have their chance at you. Work fast! Don't let your vital life support system fail. Go after this deadly menace alone or with a partner.

Place Your Bets with Card Games




NEW!
1995
26-3320

- Six Exciting Games in One
- Challenges For All Ages

Try your hand at such favorites as Black Jack, Solitaire or Solo Poker. It's the safe way to gamble, 'cause you won't lose your shirt. Small fries will go for Last Pirate and hope they don't end up with the last card, Go Fish—the kiddy classic of strategy, or an all-out game of War.

These 4 Daring Adventure Programs Will Test Your Skill and Bravery



Search the strange labyrinth for hidden treasures in the new **Madness and the Minotaur** game. But you must beware of the mystical Minotaur and other terrible creatures. 26-3313, \$14.95

You're "in" and you want to get out—but the whole place is crazy! As you try to escape from **Bedlam**, you'll encounter guard dogs, strange patients and numerous

perils. What's worse, the way out changes every time you play. 26-3312, \$14.95

The mysterious **Pyramid** stands before you. Does it still possess its ancient riches? What deadly curses must you overcome to retrieve them? 26-3310, \$14.95

Can you claim the wealth of **Raaka-Tu**? The temple of this forgotten civilization contains vast treasures for the one who is resourceful enough to reach its inner chambers. 26-3311, \$14.95

Radio Shack®
The biggest name in little computers®
A DIVISION OF TANDY CORPORATION



Get the TRS-80 Color Computer Quick Reference Guide Today!

NEW! 495
26-3194

A must for programmers. Features statements, functions, editor commands, error messages, ROM subroutines, memory maps, 6809 instructions, handy index, and much more. 71 pages.

Send me a free TRS-80 Computer Catalog today!

Mail To: Radio Shack, Dept. 83-A-651
300 One Tandy Center, Fort Worth, Texas 76102

NAME _____
ADDRESS _____
CITY _____ STATE _____ ZIP _____
TELEPHONE _____

*Programs require cassette recorder. Retail prices may vary at individual stores and dealers.

THE TOP-RATED COCO WORD PROCESSOR:

TELEWRITER-64

Colorware researched the word processors available for the Color Computer. We came to the very same conclusion that so many review articles have! Telewriter-64 is, by far, the superior word processor for the Color Computer.

Why is Telewriter so much better than the others? For one thing, it has overcome the 32x16 character display limitation of the Color Computer. No small feat, Telewriter accomplishes this by generating its own set of characters in software. You select 51x24, 64x24 or 85x24 character displays by merely issuing a format command. If you have ever used a word processing system, you know how important it is to be able to see a good portion of your text on the screen.



Telewriter-64 also generates true lower case characters. This is much preferable to the reverse characters that merely "represent" lower case letters in other co-co word processors.

Telewriter-64 is feature packed. Besides the standard features

found in any word processor, Telewriter also includes: user-friendly full-screen editing, rapid cursor and scrolling control, page jump, right justification, menu-driven format, compatibility with spelling checkers (such as Spell-and-Fix), and a clever double check that asks the user "Are you sure?" before executing any operation that would kill any sizeable amount of your text.

Telewriter-64 runs on any 16K, 32K, or 64K system (extended Basic not required) and works with any printer. It has all of the control codes necessary to take full advantage of all of the features in any

printer. There is even a "typewriter" mode which sends typed lines directly to your printer.

With advanced word processing software such as this, your color computer becomes a truly powerful word processing system, with a price that makes sense for the personal user.

Beyond impressive capability, Telewriter-64 simply makes any kind of writing a pleasure. It is a truly sophisticated system that is marvelously easy to learn and enjoyable to use.

Disk \$59.95
Cassette . \$49.95

EXTENSION CABLE FOR YOUR MODEM/PRINTER

Place your modem or printer where you want. 15 ft. cable with four-pin male and four-pin female DIN connectors.

\$19.95

COCO ROM/PROJECT/PRODUCT CASE



QUANTITY	PRICE EACH
2-4 (2 min.)	\$5.50
5-9	3.50
10-99	2.75
100 & up	CALL

Give a Professional look to your project or product

- Designed especially for the Color Computer ROM slot.
- High quality 3 piece injection molded black plastic with spring-loaded door.
- Same size and specifications as Radio Shack ROMpak

SUPER-PRO KEYBOARD


REPLACEMENT PROFESSIONAL KEYBOARD KIT... ONLY \$69.95

- Contour molded, full travel keys for fast smooth typing.
- Custom made to fit precisely. Has same key layout.
- Complete, easy instructions for any CoCo or TDP-100.
- Ideal for word processing and other serious CoCo use.

Note: For computers manufactured after Oct. 1982, add \$4.95

UPGRADE IN JUST MINUTES!

QUALITY DISK DRIVE CABLES



High quality cable and high force, gold plated contacts ensure the utmost in connection reliability for your CoCo or TDP-100.

- ① **Disk pack extender, 3 ft. . . \$29.95**
Allows you to move your disk drive interface back and out of the way.
- ② **One Drive Disk cable \$19.95**
- ③ **Two Drive Disk cable \$29.95**

COLORWARE LIGHT PEN



ONLY \$19.95

FREE PROGRAM CASSETTE INCLUDED

- Plugs directly into your joystick port.
- Comes with six fun & useful programs on tape.
- Easy instructions show how to use it with Basic.
- Comptible with light pen software such as Computer Island's "Fun-pak."

COLORWARE

COLORWARE INC.
78-03F Jamaica Ave.
Woodhaven, NY 11421
(212) 647-2864




TOLL FREE ORDERING

800-221-0916

Orders only. NY & Info call (212) 647-2864

WE PAY shipping on any order that includes at least one game
Use our convenient toll free **800** line.




GHOST GOBBLER

From Spectral Associates, this "Pac" theme game is the best of it's type. Brilliant color, action and sound, just like an arcade gobble your way to glory, but watch for those ghosts! Get in on the wild fun of this game craze now. Tape: \$21.95, Disk: \$25.95

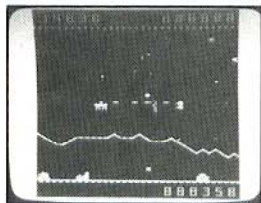
DONKEY KING

DONKEY KING

You simply can not buy a more impressive game for your color computer than this new wonder from Tom Mix. The graphics, sound, and animation are all just astonishing! There are four different graphic screens and each is endless fun. Requires 32K. Tape: \$24.95, Disk: \$27.95




GHOST GOBBLER




PROTECTORS

There are several good versions of the "Defender" theme available for the CoCo. None, however, rival this one from Tom Mix. No other game matches the detailed graphics and sheer excitement of this top seller. Requires 32K. Tape: \$24.95, Disk: \$27.95




CREATURE FEATURE

From Color Software, comes a lightening swift shoot & dodge the enemy game. It's clever cross between "Robotron" and "Beserk" themes, with bullets flying everywhere. Solid, shoot-em-up-fun. Requires 16K. Tape: \$17.95, Disk: \$19.95



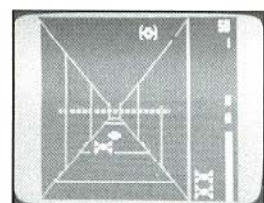
ANDROID ATTACK

Spectral Associates' very well done "Berserk" type game with some interesting added features. Each cassette contains both the 16K and 32K version. The 32K version has voice output! Plenty of action. Tape: \$21.95



FROGGER

Just released by The Cornsoft Group, this is the officially licensed version from Sega, the arcade manufacturer. It has it all! 4 lane super highway, snakes, turtles, logs, alligators, etc. Lots of action and laughs! Requires 16K. Tape: \$19.95



INTERGALACTIC FORCE

Your space fighter roars into the Death Corridor. Lock-on and blast the enemy fighter from the sky. Now try dropping one into Death Star's narrow exhaust vent. It takes skill and guts. Good luck! With "Star Wars" theme song. From Anteco. Tape: \$24.95

THE COLORCADE..
SUPER JOYSTICK MODULE

ONLY
\$19.95



★ **It's a Joystick Interface.**

Now you can connect any Atari compatible joystick to your CoCo. These sticks are extremely rugged & provide very fast response and real arcade type action. They will improve the play of almost any game. The difference will amaze you!

★ **It's a Rapid Fire Module!**

Press the fire button on your joystick and get a great burst of fire instead of just a single shot! Adds tremendously to the many shooting type games that do not have repeat fire. With variable burst speed.

★ **It's a 6ft. Extender Cord.**

THE ATARI

ONLY
\$8.50



A well proven joystick, the Atari is known for being rugged and reliable. It gives good response and is the standard among home video players. Now at a great price! Use with module above.

ZIRCON VIDEO COMMAND

ONLY
\$14.95
A GREAT BUY!



This one has received outstanding reviews. Its unique design fits the hand beautifully and it has the truly fast and positive response needed for high speed play. Actually out-performs some joysticks that cost \$50 or more.

WICO FAMOUS "REDBALL"

THE BEST
YOU CAN BUY

\$34.95



The high performance joystick from the people who make them for the arcade machines. Built to take the abuse of even the most enthusiastic player. This is the best! Wico #15-9730. Use with module above.

ORDERING INFORMATION

ADD \$2.00 PER ORDER FOR SHIPPING.
WE ACCEPT VISA, MASTERCARD, CHECKS, M.O.
C.O.D. ADD \$3.00 EXTRA.
NY RESIDENTS ADD SALES TAX.
OVERSEAS, F.P.O, A.P.O, ADD 10%.
DEALER DISCOUNTS AVAILABLE.
IF ONE OR MORE GAMES ARE INCLUDED,
SHIPPING IS FREE.

COLORWARE


COLORWARE INC.
78-03F Jamaica Ave.
Woodhaven, NY 11421
(212) 647-2864



TOLL FREE ORDERING

800-221-0916

Orders only. NY & Info call (212) 647-2864



Make A Bar Graph Of Your Child's Test Scores

By Steve Blyn
Rainbow Contributing Editor

A child's grades or marks are very important to him. They are very personal and deserve to be highlighted. If they are especially good, then special attention should certainly be shown. Graphs are one way that computers can aid in this type of reinforcement. This month's program demonstrates a bar graph. Bar graphs are an illustrative means of clearly showing comparisons of various scores.

It is very important to keep relating computer projects to the individual child. With the advent recently of so many wonderful arcade games for our computer, we don't want to take the chance of losing a child's interest in the personal uses of computers for him. Whenever we can relate a computer use to the individual's personal interests, we should encourage this. Let the child learn to utilize the computer for as large a variety of tasks as possible.

A bar graph compares scores from several occasions. Our graph can use up to eight scores. The reason that eight is our upper limit is tied into the fact that our computer can print only 32 spaces across the screen. If a child scores 100, the three digits and a space would take up four spaces to record that grade. We therefore must allow for four spaces per grade or $32/4 =$ eight test marks.

(Mr. Blyn, who teaches both exceptional and gifted children, holds two Master's degrees in the field of education and has won an award for the design of a computer program to aid handicapped children. He and his wife, Cheryl, own Computer Island.)

Our graph will record and draw up to eight grades for any child. Most children receive weekly spelling or math or other subject quizzes. A graph could be made for each subject. After the graph is drawn, the average is computed and included on the screen.

Don't just look at the graph. Try to use it for further learning. Think of interesting or challenging questions to ask the youngster such as:

Which was the highest mark?

Which was the lowest?

Which two times did you score the same or nearly the same?

Which time did you score 10 points higher than another time?

Which time did you score twice as high as another time? How would your average change if you scored a 100 on test five?

What would have to change to average two points higher?

The list of possible questions is only limited to your imagination and the child's level of understanding.

The listing that follows picks up the child's name in line 50 and limits it to 10 letters on the screen in line 60. Lines 70-90 set the limit at eight tests. Lines 110-170 ask for the actual test grades. Scores higher than 100 and lower than 0 are rejected on lines 130 and 140. Lines 180-250 draw in the graph's axes. Lines 260-420 draw in the vertical bars.

The bars are advanced by fives so that they will fit on the screen. The bar for a score of 76 will thus appear identical to

a score of 79. The real scores will however be printed just below the bars. Line 300 divides the real numerical value (H) by five to accomplish this. Line 440 computes and prints the average. If any key is pressed after the graph is drawn, the screen will clear and the program will run again to let you create a new graph.

The program that follows is set up for an individual's scores. It could be modified easily to compare different children's performances on the same test by entering your own information on the bottom of the screen after the chart is completed. Please feel free to use this idea for your own children's purposes in any way that is appropriate for them.

The listing:

✓
150.... 017E
300.... 02D3
END .. 03EC

```

10 REM"BAR GRAPH"
20 REM"*** STEVE BLYN, COMPUTER
ISLAND, 1983"
30 Z=3:Y=27
40 CLS RND(8)
50 PRINT"WHAT IS YOUR NAME";:INP
UT N$:SOUND220,3
60 N%=LEFT$(N$,10)
70 PRINT@64," ":PRINT@ 68,"HOW M
ANY TESTS";:INPUT T
80 REM"***SET LIMIT AT 8 TESTS"
90 IF T<1 OR T>8 THEN SOUND10,10
:GOTO 70
100 SOUND220,3
110 FOR X= 1 TO T
120 PRINT@128," ":PRINT@128,"GRA
DE ON TEST #";X;:INPUT Y$(X)
130 IF VAL(Y$(X))>100 THEN 120
140 IF VAL(Y$(X))<0 THEN 120
150 SOUND150,1
160 PRINT@128," "
170 NEXT X
180 REM"***POKE IN BOUNDARIES"
190 CLS0
200 FORQ=1024 TO 1472STEP32:POKE
Q,143:NEXT:SOUND200,1
210 FOR Q=1472TO1503:POKEQ,143:N
EXTQ:SOUND200,1
220 FORQ=1503TO1055STEP-32:POKEQ
,143:NEXT Q:SOUND200,1
230 PRINT@5,N$;"'S TEST MARKS";
240 FOR W=1504 TO 1535:POKEW,207

```

```

: NEXT
250 PRINT@489,"bar";:PRINT@498,"
graph";
260 REM"***MAKE THE BARS"
270 FOR X= 1 TO T
280 H=VAL(Y$(X))
290 AV=AV+H
300 V=INT(H/5)
310 FOR J=0 TO V-1
320 PRINT@447+L,H;
330 IF H=0 THEN 360
340 SET(Z,Y,8)
350 SET(Z+1,Y,8)
360 Y=Y-1
370 SOUND252,2
380 NEXT J
390 Z=Z+8
400 L=L+4
410 Y=27
420 NEXT X
430 REM"*** FIND THE AVERAGE"
440 PRINT@73,"AVERAGE =";INT((AV
/T)+.5);"%";
450 REM"*** PRESS ANY KEY TO GO
AGAIN"
460 IN$=INKEY$
470 IF IN$="" THEN 460 ELSE RUN

```

64K for \$99!

We will convert your Radio Shack Color Computer to a full 64K for only \$99.00 plus shipping. (Compare this with RS price of \$149 + \$30 labor for 32K upgrade.) Board models D, E and F — No matter what ROM you have — Typically 24 hour turnaround — Includes hardware modification to access the entire 64K, with special software and instructions on use of the upper 32K. Pack your computer well. Include cashiers check, money order, or personal check (allow 2 weeks for personal checks) for \$104.00 (\$99.00 + \$5.00 shipping) to PYRAMID. You may also pay by Mastercard or return COD. We will treat your computer tenderly and rush it back to you.

PYRAMID — 527 Hill St. - Santa Monica, CA - 90405 - (213) 399-2222

MYSTERIOUS ISLE

GREAT NEW TEXT ADVENTURE GAME!

You vaguely remember being put in the lifeboat as the ship was sinking. Now you awaken on the beach of MYSTERIOUS ISLE . . . alone in the small battered boat. Can you find the pirate's fabulous treasure and escape with it and your life!!

TRS-80 Color Computer*
Requires 16K Extended Basic

CASSETTE \$21.95
including postage

Send check or money order to:
Computer Dynamics
3640 Summitridge Lane
Orange, California 92667

*TM Tandy Corp.

Spruce Up Your Tapes With This Cassette Label Print Program

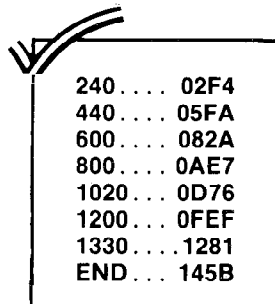
By J. D. Ray

I recently invested in a supply of five and ten minute blank cassettes in order to store just one or two programs and not have to spend so much time searching and rewinding tape. GREAT! One problem solved and another created! How do you keep up with all those tapes? Well, writing on those labels with a pen or pencil is no easy matter (even if you can find a pen that will write on the labels). Besides, there is so little room! Thus, I end up scratching out a brief message or code on the tapes only to discover later that the codes have no meaning. Total Frustration!

While browsing through my last issue of *the Rainbow* I ran across an ad for cassette tapes and tractor feed labels. I ordered a supply and developed the program listed below.

The program will prompt you to input five lines of information. After each line is typed in, it will be printed on the label when *ENTERed*. You are informed of the length of the line and warned if your input line is too long. Note that lines three and four are printed on the sides of the label and are very short.

You have four options for the title (first line), depending on how you want your label to look and the length of your title. All titles on the first line will be underlined except for the elongation type. The fifth line can handle useful information such as the source of the program, copyright notice, index of contents, etc.



240...	02F4
440...	05FA
600...	082A
800...	0AE7
1020...	0D76
1200...	0FEF
1330...	1281
END...	145B

The listing:

```

10 '***CASSETTE LABEL PR
OGRAM***
20 'BY J. D. RAY
30 ' 5065 FRANCE AVENUE
40 ' N. CHARLESTON, S.C. 2940
6
50 ' <C> COPYRIGHT MAR, 1983
60 ' VERSION #1

```

(J. D. Ray is Minister of Music and Youth at Cooper River Baptist Church, N. Charleston, S.C.)

I use the Radio Shack DMP-200 dot-matrix printer. The control codes for this printer are listed below:

```

CHR$(13) — Line Feed
CHR$(14) — End Underline
CHR$(15) — Start Underline
CHR$(27);CHR$(14) — Start Elongation
CHR$(27);CHR$(15) — End Elongation
CHR$(27);CHR$(19) — Select Standard Character
CHR$(27);CHR$(20) — Select Condenses Character
CHR$(27);CHR$(23) — Select Compressed Character
CHR$(27);CHR$(31) — Start Bold Print
CHR$(27);CHR$(32) — End Bold Print

```

The codes are identified in the program as they are used.

I am sure that this program can be adapted for use with any printer. Extended BASIC is not necessary, however, if you do not have Extended BASIC, you will need to change all the *LINE INPUT* statements to just *INPUT*.

If you need to print more than one label, type "R" or REPEAT and you will be asked for the print type you want for the title and you will need to realign your label with your printer. If the printing is off centered, you might need to adjust the labels.

The program should be bug free, however, if you have any problems, drop me a line. If you want this program already on tape, send \$4.95 to J. D. Ray, 5065 France Ave., North Charleston, S.C. 29406.

```

70 CLS:PRINT @ 100,STRING$(24,"
#");
80 PRINT @ 132,"# CASSETTE LAB
ELS #";
90 PRINT @ 164,"#
#";
100 PRINT @ 196,"# BY J. D.
RAY #";
110 PRINT @ 228,"# COPYRIGHT <C
> 1983 #";
120 PRINT @ 260,STRING$(24,"#");
130 FOR X=1 TO 1500:NEXT X
140 CLS:PRINT @ 234,"INSTRUCTION
S?":PRINT @ 270,"(Y/N)"
150 R$=INKEY$:IF R$=""THEN 150

```

(The Cassette Label Print Program is also available on Rainbow on Tape)

```

160 IF R*="Y" THEN GOSUB 1260 ELSE 170
170 CLS:PRINT@5,"CASSETTE LABEL PROGRAM"
180 PRINT@65,"DO YOU WANT THE FOLLOWING FOR THE TITLE:"
190 PRINT@130,"1. ELONGATION (16 MAX)"
200 PRINT@162,"2. STANDARD (32 MAX)"
210 PRINT@194,"3. COMPRESSED (38 MAX)"
220 PRINT@226,"4. CONDENSED (55 MAX)"
230 PRINT
240 SOUND 200,1
250 INPUT X
260 IF X<1 OR X>4 THEN GOTO 240
270 ON X GOTO 280,410,520,640
280 'ELONGATION MODE
290 PRINT#-2,CHR*(27);CHR*(19);CHR*(27);CHR*(14) 'SELECT STANDARD & ELONGATION MODE
300 GOSUB 1190
310 CLS:PRINT@128,"YOU HAVE SELECTED THE ELONGATION MODE FOR YOUR TITLE."
320 PRINT:PRINT@97,"ENTER TITLE (LESS THAN 16":PRINT" CHARACTERS)":PRINT
330 IF R*="R" THEN 370
340 SOUND 200,1
350 LINE INPUT A$
360 IF LEN(A$)>16 THEN PRINT"TITLE TOO LONG FOR THIS TYPE":SOUND 150,40:GOTO 170
370 PRINT#-2,A$
380 PRINT#-2,CHR*(27);CHR*(15);CHR*(14);CHR*(27);CHR*(19) 'END ELONGATION, UNDERLINE:BEGIN STANDARD PRINT
390 GOTO 750
400 'STANDARD MODE
410 PRINT#-2,CHR*(27);CHR*(19);CHR*(15);CHR*(27);CHR*(31) 'STANDARD CHARACTER SELECT, UNDERLINE, BOLD
420 GOSUB 1190
430 CLS:PRINT@160," YOU HAVE SELECTED THE STANDARD PRINT MODE FOR YOUR TITLE"
440 PRINT:PRINT@224," ENTER TITLE <LESS THAN 32 CHARACTERS :>":PRINT
450 IF R*="R" THEN 490
460 SOUND 200,1
470 LINE INPUT A$
480 IF LEN(A$)>32 THEN PRINT"TITLE TOO LONG FOR THIS TYPE":SOUND 150,40:GOTO 170



```

```

490 PRINT#-2,A$;CHR*(14);CHR*(27);CHR*(32) 'END UNDERLINE, BOLD
500 GOTO 750
510 'SELECT COMPRESSED MODE
520 PRINT#-2,CHR*(27);CHR*(23);CHR*(15);CHR*(27);CHR*(31) 'SELECT COMPRESSED MODE, UNDERLINE, BOLD
530 GOSUB 1190
540 PRINT@128," YOU HAVE SELECTED THE COMPRESSED PRINT MODE FOR YOUR TITLE"
550 PRINT:PRINT"ENTER TITLE <LESS THAN 38 CHARACTERS":PRINT
560 IF R*="R" THEN GOTO 600
570 SOUND 200,1
580 LINE INPUT A$
590 IF LEN(A$)>38 THEN PRINT"TITLE TOO LONG FOR THIS PRINT":SOUND 150,40:GOTO 170
600 PRINT#-2,A$
610 PRINT#-2,CHR*(14);CHR*(27);CHR*(32);CHR*(27);CHR*(19) 'END UNDERLINE, BOLD:SELECT STANDARD TYPE
620 GOTO 750
630 'SELECT CONDENSED MODE
640 PRINT#-2,CHR*(27);CHR*(20);C

```

★ COLONIAL TRILOGY ★

THREE INCREDIBLE NEW GAMES
FOR THE COLOR COMPUTER

HI-RES — 32K — EXT BASIC

COLONIAL WARS: TWO PLAYER GAME ON A GALACTIC SCALE WITH HYCOMP'S UNIQUE SPLIT SCREEN CONCEPT-IT'S ALMOST LIKE HAVING A SEPARATE MONITOR FOR EACH PLAYER! COLONIZE AND BATTLE FOR CONTROL OF AN 11 STAR SYSTEM WHILE COMMANDING MASSIVE BATTLECARRIERS, FIGHTER SQUADRONS, FREIGHTERS, AND PLANETARY DEFENSE. WITH GAME SAVE(3-8hrs)

ZYRON: TWO PLAYERS BATTLE WITHIN AN ASTEROID FIELD WITH SHIPS BUILT TO THEIR OWN SPECIFICATIONS. TWO SCENARIOS INCLUDED-ONE PLAYER TRIES TO SLIP FREIGHTERS PAST THE OTHER'S DEFENSES OR AN ALL OUT BATTLE.(2-4hrs)

QUESTAR: EXPLORE OVER 30 PLANETS AND ENCOUNTER UNKNOWN CIVILIZATIONS, DESERTED CITIES, AND BUSY STARPORTS WHILE SEARCHING FOR HIDDEN ZYRON BASES. AN EXCELLENT ONE PLAYER GRAPHICS ADVENTURE GAME.(60-90min)

ONLY \$19.95 EACH OR ALL THREE FOR \$49.95!
PLUS \$1.50 FOR SHIPPING

CHECK OR MONEY ORDER ONLY.
SEND SASE FOR MORE INFORMATION.

AVAILABLE ONLY FROM
HYCOMP

P.O. BOX 15331
TULSA, OK 74158
(918)266-6452

```

HR*(15);CHR*(27);CHR*(31) 'SELEC
T CONDENSED MODE, UNDERLINE, BOL
D
650 GOSUB 1190
660 PRINT@128," YOU HAVE SELECTE
D THE CONDENSED PRINT MODE FOR Y
OUR TITLE"
670 PRINT:PRINT" ENTER TITLE <LE
SS THAN 54          CHARACTERS>":P
RINT
680 IF R*="R" THEN GOTO 720
690 SOUND 200,1
700 LINE INPUT A*
710 IF LEN(A*)>54 THEN PRINT" TIT
LE IS TOO LONG FOR THIS TYPE":90
UND 150,40:GOTO170
720 PRINT#-2,A*
730 PRINT#-2,CHR*(14);CHR*(27);C
HR*(32);CHR*(27);CHR*(19) 'END U
NDERLINE, BOLD:SELECT STANDARD T
YPE
740 GOTO 750
750 'START 2nd LINE
760 CLS:PRINT@32,"ENTER 2nd LINE
USING LESS THAN 32 CHARACTERS"
770 PRINT
780 IF R*="R" THEN 820
790 SOUND 200,1

```

```

800 LINE INPUT B*
810 IF LEN(B*)>32 THEN PRINT"LIN
E IS TOO LONG**RE-TYPE**":GOTO8
00
820 PRINT#-2,B*
830 'START 3rd LINE
840 PRINT#-2,CHR*(27);CHR*(23) '
SELECT COMPRESSED PRINT MODE
850 CLS:PRINT@32,"ENTER 3rd LINE
USING LESS THAN 5 CHARACTERS"
860 PRINT:IF R*="R" THEN 940
870 PRINT "LEFT SIDE":SOUND 200,
1
880 LINE INPUT C*
890 IF LEN(C*)>5 THEN PRINT"LINE
IS TOO LONG**RE-TYPE**":GOTO870
900 PRINT
910 PRINT"RIGHT SIDE":SOUND 200,
1
920 LINE INPUT D*
930 IF LEN(D*)>5 THEN PRINT"LINE
IS TOO LONG**RE-TYPE**":GOTO910
940 PRINT#-2,C*;TAB(34);D*
950 'START 4th LINE
960 CLS:PRINT@32,"ENTER 4th LINE
USING LESS THAN 5 CHARACTERS "
970 PRINT:IF R*="R" THEN 1050
980 PRINT "LEFT SIDE":SOUND 200,
1
990 LINE INPUT E*
1000 IF LEN(E*)>5 THEN PRINT"LIN
E IS TOO LONG**RE-TYPE**":GOTO98
0
1010 PRINT
1020 PRINT"RIGHT SIDE":SOUND 200
,1
1030 LINE INPUT F*
1040 IF LEN(F*)>5 THEN PRINT"LIN
E IS TOO LONG**RE-TYPE**":GOTO10
20
1050 PRINT#-2,E*;TAB(34);F*
1060 'START 5th LINE
1070 PRINT#-2,CHR*(27);CHR*(20)
'SELECT CONDENSED CHARACTER
1080 CLS:PRINT@32,"ENTER 5th LIN
E USING LESS THAN 54 CHARACTERS
"
1090 PRINT
1100 IF R*="R" THEN 1140
1110 SOUND 200,1
1120 LINE INPUT G*
1130 IF LEN(G*)>54 THEN PRINT"LI
NE IS TOO LONG**RE-TYPE**":GOTO1
110
1140 PRINT#-2,G*
1150 CLS:PRINT@32,"DO YOU WANT T
O PRINT ANOTHER LABEL (REPEAT
) ENTER <R>":PRINT:PRINT "DO YOU
WANT TO PRINT A NEW LABEL?
ENTER <N>"

```



CCADS-

\$19.95 (T)/\$22.95 (D)

Color Computer Assembly And Debugging System. Includes Disassembler, Line Assembler, And Six Breakpoints.

CHROMA-KEYS-

\$9.95 (T)/\$13.95 (D)

Keyboard Definition Program. Includes Key Definer, Pre-defined Keys, Key Click, Tape and Disk Save

UNLOCK- \$24.95 (D)

Will Backup Most Disks. Includes Copy Of Track 35 And Copy Of Tracks With I/O Errors.


CLOCK- \$9.95 (T)/\$13.95 (D)

Real-Time Clock Program For The Color Computer. Enter The Time Then Watch The Screen.

CHROMA-SYSTEMS POLICY

ALL SOFTWARE SOLD WILL INCLUDE FULL COMMENTED SOURCE AND WILL BE UNPROTECTED

CHROMA-SYSTEMS GROUP
POST OFFICE BOX 366
DAYTON, OHIO 45420



Fly your spaceship through enemy Starbases. Avoid guided missiles, lasers, and firing turrets! Can you reach their leader... ZAKSUND?

★ 3-D ★
COLOR GRAPHICS

... the creators of
 - Intergalactic Force¹
 - War Kings²
 - Party Pak¹
 - Trek-16²
 - many other fine programs!

1. ANTECO
2. TOM MIX



Elite Software

Box 11224
 Pittsburgh, PA 15238
 (412) 795-8492

\$24.95 Casette
\$27.95 Disk

Add \$1 Postage and Handling
 PA residents add 6% sales tax

ARCADÉ ★ ACTION
 ★ ★ ★ ★ ★
 32K
 MACHINE LANGUAGE

```

1160 SOUND 200,1
1170 INPUT R$:IF R$="N" THEN GOS
UB 1230
1180 IF R$="R" THEN GOTO 1230
1190 CLS:PRINT @ 64," LINE UP LA
BELS WITH PRINTER HEAD FOR P
ROPER ALIGNMENT"
1200 PRINT:PRINT" PRESS <ENTER>
WHEN READY"
1210 P$=INKEY$:IF P$="" THEN 121
0
1220 RETURN ELSE GOTO 170
1230 FOR X=1 TO 3:PRINT#-2,CHR$(
13):NEXTX
1240 GOTO 170
1250 'INSTRUCTIONS
1260 PRINT @ 5,"CASSETTE LABEL P
ROGRAM"
1270 PRINT:PRINT"THIS PROGRAM WI
LL ALLOW YOU TO PRINT LABELS FO
R YOUR COMPUTER TAPES. THIS PR
OGRAM IS DESIGN- ED FOR USE WITH
TRACTOR FEED LABELS.
1280 PRINT"YOU HAVE FOUR TYPE CH
OICES FOR YOUR TITLE:"
1290 PRINT TAB(5)"ELONGATED TYPE
(16 CHAR)":PRINT TAB(5)"STANDAR
D TYPE (32 CHAR)":PRINT TAB(5)"C

```

```

OMPRESSED TYPE (38 CHAR)":PRINT
TAB(5)"CONDENSED TYPE (54 CHAR)"
1300 PRINT:PRINT TAB(4)" HIT <EN
TER> TO CONTINUE"
1310 R$=INKEY$:IF R$="" THEN 131
0
1320 CLS
1330 PRINT"THE FOURTH LINE IS US
EFUL FOR COPYRIGHT INFORMATION
, LOADING INSTRUCTIONS, OR A LI
STING OF PROGRAMS ON THE TAPE.
"
1340 PRINT:PRINT"FOR A MORE UNIF
ORM LABEL, TRY TO CENTER EACH
LINE ON THE LABEL. AFTER P
RINTING YOUR LABEL, YOU WILL
BE ASKED IF YOU WANT TO PRI
NT ANOTHER LABEL OR PRINT A NEW
LABEL."
1350 PRINT:PRINT TAB(5)"HIT <ENT
ER> TO CONTINUE"
1360 R$=INKEY$:IF R$="" THEN 136
0
1370 CLS
1380 PRINT"IF YOU CHOSE TO PRINT
ANOTHER LABEL, YOU WILL HAVE
TO SELECT YOU TITLE TYPE AGAIN
AND CHECK YOU LABEL ALIGNMENT W
ITH YOUR PRINTER.
1390 PRINT:PRINTTAB(5)"HIT <ENTE
R> TO CONTINUE"
1400 R$=INKEY$:IF R$=""THEN 1400
1410 RETURN
1420 END

```

NEW! CATACOMB!

The best features of many games packed into one! Avoid enemy patrols while getting fuel for your escape from the CATACOMB! Then travel the hyperspace corridor to your mothership as you dodge space mines and enemy ships. Hi-Res, Multi-Screen, Multi-Color, Machine Language, Fast Action!!

16K Tape \$19.95

Disk \$23.95

Joystick Required

PEEK COPY NEW!

Copies machine language tape programs, even most autostart! Displays start, end, execute addresses and memory! Allows you to change or insert machine code! The copy program with a difference! Written in machine language.

16K Tape \$11.95

please add \$2.00 for each order
postage/handling.

(extended basic not required)

Oregon Color Computer

PO Box 11468 Eugene Or 97440

SOME OF THE PROGRAMS THAT MADE Mr. R's THE SOFTWARE LEADER FOR THE IM-1/IM-2 ARE NOW AVAILABLE FOR THE COLOR COMPUTER, 16K, EXT BASIC. PROGRAMS LIKE

MURDER

ENTER THE MANSION AND FIND OUT WHO KILLED MRS MCDERMOTT. CATCH THE CAT & SLAY THE KILLER, YOU SEE THEY ALL MOVE IN THIS CLUE TYPE THRILLER. IT'S A CHALLENGING, REALISTIC WHO DONE IT ??? 14.95

FOR EDUCATION TRY

JAIL

AN EXCELLENT TOOL TO ENHANCE SPELLING ABILITY, FOR ALL AGES. NOT A 'HANGMAN' TYPE PROGRAM, BUT A USER CONTROLLED, 2 PROGRAM TAPE.

1. CREATE YOUR OWN WORD LIST (YOU CONTROL THE DEGREE OF DIFICULTY AND AGE LEVEL).
2. JAIL - YOUR LIST IS READ INTO THE PROGRAM & THE FUN/LEARNING BEGINS. ONE OR TWO PLAYERS COMPETE IN A SPELLING OR PHRASE CONTEST AND THE LOSER GOES TO JAIL. 16.95

(CREATE TAPES OF VARYING DIFICULTY FOR EACH GRADE)



2FER

1. GONDOLA - PILOT YOUR BALLOON OVER THE MOUNTAIN & LAND SAFELY AMONGST THE TREES. WIND, GRAVITY & MOTHER NATURE ARE FACTORS TO CONSIDER. THIS ONE LOOKS EASY, TRY IT ?
2. COPY CAT - MATCH THE COMPUTER IN THIS SIMON TYPE GAME, IF YOU CAN. 2FER 9.95

ALL PROGRAMS ON CASSETT / WE PAY THE POSTAGE

COD (ADD \$2)
COD or MONEY ORDER
FOR 24 HOUR SERVICE
TEL 203-644-1817

Mr. R's
68 KELLY ROAD
SO WINDSOR CT
06074

Turn your color computer on to the power of FLEX

NOW FROM THE WORLDS LARGEST SUPPLIER OF SOFTWARE FOR FLEX
COMES FHL COLOR FLEX. JUST LOOK AT THESE FEATURES:

**IF YOU'RE TIRED OF
NO DISK SOFTWARE,
THEN FHL Color FLEX
IS THE ANSWER!**

FLEX is the world's most popular operating system for the 6809 and with over 150 programs, we are the largest supplier of software for FLEX. These programs are NOT games but serious programs for your Color Computer. They range from word processors thru business applications to software development tools. Many Fortune 500 companies use our software. FHL Color FLEX turns your Color computer into a powerful system more capable than systems costing several times as much.

See our NEW 32 page catalog in the Jan.'83 issue of COLOR COMPUTER NEWS featuring over 150 products for FLEX, or send \$3.00 to us and we will see that you receive a copy!!

FLEX NOW ONLY \$99

- NEW - "Tiny Editor"
- NEW - Interactive Assembler (Tiny ASM)
- NEW - Machine Language Monitor
- NEW - Video attributes include status lines, protected lines, and inverse video
- Hi-Res screen formats
 - 16 x 32 and 24 x 51, upper and lower case characters
 - 24 x 64 and 32 x 64 upper case
- Full ASCII keyboards
- Easy start-up—just type "FLEX"
- On-line assistance—Just type HELP
- Optionally use a standard terminal and printer
- Advance disk I/O and terminal capabilities - Supporting 35, 40, and 80 track single or double sided, single or double density drives
- No additional hardware required
- We have supported FLEX with more than any one else in the world for more than two years!

SPECIAL

1. DBASIC, RS Disk Basic under FLEX with a utility to copy RS to FLEX disk \$30.
2. ED/ASM, line and screen editor with conditional macro assembler, both more powerful than TSC's and at the same cost, only \$100.
3. COLOR UTILITIES, a set of 12 utilities especially designed for FHL COLOR FLEX \$50.



THE REGENCY TOWER
770 JAMES ST. . SYRACUSE, NY 13203
TELEX 646740 . (315) 474-7856

FHL FRANK
HOGG
LABORATORY

*FLEX is a trademark of Technical Systems Consultants Inc.

STYLOGRAPH™

6809 WORD PROCESSING SYSTEM

AVAILABLE FOR FLEX™, UniFLEX™, and OS-9™

The STYLOGRAPH text processing system is a very easy to use but powerful method of creating and printing text. It allows the operator to type text on the CoCo, modifying and correcting it as it's typed, and then print it out. The STYLOGRAPH SYSTEM is cursor-oriented with dynamic screen formatting. Cursor based editing means that any portion of the text may be worked on by moving the cursor to that point. Dynamic screen formatting means that the text is formatted on the screen in the same way it will appear on the printed copy. The display is continuously updated to show how the text will appear. This is a very important feature and is normally available only on very expensive commercial word processing systems. It significantly reduces the time required to produce a finished copy.

FULL FEATURED TEXT EDITING

A full array of commands help in the creation and modification of text. The text displayed on the screen may be moved up, down, left or right. The cursor can be moved to any page or to any specified series of letters or words. The cursor itself can be moved left, right, up, down, to any tab position, or to the extreme left or right. Any block of text can be moved, copied or deleted. The operator may also do a **global replace** so that all occurrences of a given string will be replaced with or without a "prompt" asking if the item should be replaced.

OPERATOR CONVENIENCE

Files longer than memory can be edited. The operator can move forward through a long text file by selectively dumping text to the disk or filling from the disk.

The supervisor mode is **menu driven** and self prompting so that the operator does not have to remember the syntax of commands. This makes it easier for new operators to use the system.

An "assist" or "**help**" function makes it easy to learn the system since it is normally not necessary to consult the manual to learn the commands. This function is menu driven and lists all of the keyboard functions and the formatting commands.

At the beginning of the text the operator normally types in a few simple commands indicating the line length, left margin, and so forth, and then enters the header and footer as they should appear. After that the operator need not worry about formatting since it is taken care of automatically. Words that extend beyond the end of the line are automatically removed and placed on the next line. **Headers** and **footers** are automatically inserted so that the operator always knows what portion of the page is being worked on. **Ghost hyphens** can be entered so that if the word falls at the end of a line, and a ghost hyphen has been inserted, the hyphen will automatically be added.

FLEXIBLE DISPLAY

Lines longer than the screen width are allowed. STYLOGRAPH can scroll right and left on the screen so that tables can be constructed and appear on the screen exactly as they will appear on the print out.

A command allows viewing of the formatting commands on the screen. Another command allows the operator to see which characters will be modified at print out by underlining, superscripting or boldface. A page status command shows the current format values and other useful information.

COMPLETE FORMATING CONTROL

The text of individual lines may be centered, left justified, right justified, or right and left justified. **Tabs** can be set or cleared at any point. Spacing of the lines on the page is under complete operator control with end of page, spacing and vertical tab commands.

While entering text, it may be specified that the characters have some kind of modification when they are printed, such as underlining, superscript, boldface, overline, or subscript. These character modifications are done with "control" key strokes. For example, to start underlining characters, simply hold down the "CTRL" key; hit the "U" key and continue entering text. To stop underlining, hit the "DEL" or "RUB" key.

POWERFUL PRINTING OPTIONS

Underlining is supported on TTY type printers. For those people who have specialty printers there are a variety of additional capabilities including:

- 1.5 line spacing
- BOLDFACE**
- superscript¹
- subscript₂
- underline, overline,
- or any combination

Right and left justification of text is accomplished by incremental printing on TTY type printers. True proportional spacing is supported on the specialty printers.

Control codes may be embedded in the text for special applications. For example, some printers require special control sequences for double width, graphics or boldface. These sequences may be embedded in the text for those users that have these printers. In conjunction with this, it is possible to cause the printer to stop in the middle of a print out for changing printwheels. A backspace feature allows overstriking.

OPERATING SYSTEM COMPATIBILITY

STYLOGRAPH is compatible with the FLEX, UniFlex, and OS-9 disk operating systems. Text files prepared using STYLOGRAPH are directly usable by other software such as BASIC and the assembler. (This significantly aids software development since cursor-based editing allows full viewing of the text being worked on, thereby reducing errors and decreasing programming time). File size is limited only by the capacity of the disk system. Files may be loaded into the text at any point making it possible to rapidly create "boiler plate" documents using portions of text that have been previously saved to a text file. Any portion of a text may be saved to a text file for use at a later point. The printer output may be directed to a disk file for later print spooling. Most operating system commands are directly accessible without leaving STYLOGRAPH.

FULLY ADAPTABLE TO MOST PRINTERS

STYLOGRAPH is easily configured by the user for most terminals so there is no need to send for updates as equipment changes are made. Source code of the terminal interface is supplied so that users with unusual equipment configurations may adapt it to their systems. The source code for all of the "prompts" is also supplied so that foreign language versions may be easily constructed.

Printers currently included as standard are: Diablo, Qume, Starwriter, NEC 5515/25, NEC 5510/20; CENTRONICS 737/739; TTY type printer with backspace function; TTY type printer without backspace function.

COMPLETE INSTRUCTIONS

A special tutorial section is included in the manual so that people with little or no computer experience can easily learn to use STYLOGRAPH in a few hours. A text file is included which demonstrates most of the features of STYLOGRAPH and allows the operator to practice most of the functions. The logical arrangement of the commands and the immediate display of the results greatly simplifies the learning process. In addition there is an "assistance" command which helps the new operator learn the commands.

STYLOGRAPH MAIL MERGE

A major option of STYLOGRAPH is the related MAIL MERGE program. This program adds "form letter" capability to STYLOGRAPH. Variables such as names addresses, dates, may be taken from a disk file or the keyboard at print out time and inserted into the text. Successive letters may be printed out without operator intervention.

The second important capability of the MAIL MERGE program allows many STYLOGRAPH text files to be appended at print out time. This allows files to be edited in smaller, more convenient blocks and then appended at print out time so that the page numbers will remain consecutive and the headers and footers will automatically be retained through all of the print out.

STYLOGRAPH SPELLING CHECKER

Another major option of STYLOGRAPH is the related SPELLING CHECKER program. This program reads through a text file and compares the words in the file with a dictionary. Words that are not found in the dictionary may be marked in the text for later editing, corrected on the spot, skipped, or added to the dictionary. Words may be added to or deleted from the dictionary to create unique vocabularies for particular applications.

STYLOGRAPH for the Color Computer FLEX	195.00
STYLOGRAPH MAIL MERGE	125.00
STYLOGRAPH SPELLING CHECK	145.00
STANDARD FLEX Version	295.00



THE REGENCY TOWER • 770 JAMES ST. • SYRACUSE, NY 13203 • TELEX 646740 • (315) 474-7856




1. Here is Jeri plugging The Solution into the CoCo. Then she will move the main case up close to the CoCo. The cable is kept short to prevent noise and interference. The disk controller can be plugged into the side slot. The power supply plugs into a socket on the back of the case. All wires for the internal boards exit out the back of the case.




2. Here Jeri is setting the dip switches in The Solution. The hinged top makes the job easy. The switches can be set for three different things. Up to four boards can be installed inside the case.




3. Here is The Solution at work. It makes a very nice addition to your CoCo with a black anodized top and a silver anodized main case both made from heavy aluminum stock.



4. Here's The Solution all by itself. The heavy aluminum anodized case is a thing to be proud of. The buffer board can be seen to the left of the main case. The LED indicator on the front comes on when you turn on the power to your CoCo. The Solution needs no on/off switch.



5. All that's missing from this picture is the plug in the wall power supply. You can see the 4K EPROM monitor and the 4 position dip switch. At the front are four of the five expansion slots with a disk controller plugged into the fifth slot on the side. The power LED is at the lower right front of the case.



6. Here's the real guts to The Solution. We took it all apart so that you could look at the parts. The 1 amp power supply can be seen in this picture. All the connectors are gold as you would expect. The small board is the buffer board. The white connectors are the same as the CoCo's.

THE SOLUTION AND WHY WE BUILT IT

When we first introduced FLEX for the CoCo in February 1982 we received hundreds of calls from software and hardware developers who wanted to use the CoCo because it was so inexpensive compared to everything else on the market. However there is not enough expansion or I/O in the CoCo to make this possible for most of these users. I know that the CoCo is viable in most cases, but for many, there needed to be more. So that was the original reason for designing the expansion box we call "THE SOLUTION."

The motherboard has the 2K/4K EPROM socket with a 4K monitor EPROM in it. Also inside are 4 vertical connectors for internally mounted boards or ROM type cartridges. The fifth connector is horizontal and is made for the disk controller, ROM cartridges or additional expansion out the side of The Solution. A four position dip switch allows for 3 options to be selected. One option will cause the CoCo to get its interrupt and reset vectors from the monitor instead of RS Basic.

If you choose to come up in the monitor, then it is not necessary to have RS Extended Basic in the CoCo to boot FLEX because the monitor has a built-in boot. This saves \$100.00 of the cost of The Solution. The power supply is a plug-in-the-wall type with a connector in the back of the case. The back of the case is open and it is thru this that all the cables for the different cards go. This makes for a very neat appearance.

TECHNICAL SPECIFICATIONS

Bus Structure... Fully buffered Color Computer compatible bus. Priority daisy chained arrangement where each slot has a priority assigned to it. The farther out on the bus that you are, the less priority you have. The disk slot (0) has the highest priority with slot 1, 2, 3, and then 4 has the lowest. The pinout and the timing is the same as the Color Computers with the exception of the sound line. This is used on the motherboard for the priority line.

Power Supply... The power supply is a tracking power supply which means that the Color Computer itself turns The Solution on and off so that there is no need for an on/off switch. A LED on the front of The Solution indicates when the entire system is on or off. The tracking power supply means that The Solution's bus voltage will be the same as the Color Computers to within a very few millivolts. The power supply included with The Solution is a 1 amp supply for the 5 volt line only. The +12 and -12 voltages are taken from the Color Computer.

Dip switch options...

1) Select the 4K ROM monitor. When this option is selected, the system will come up in the monitor and get interrupt vectors from it rather than the Radio Shack Basic ROM. The reason you might want to do this is so you can boot FLEX from the monitor rather than Basic. This will allow running FLEX without have to have Extended Color Basic in the CoCo. This also ties in with the option on the serial card to come up on a terminal instead of the CoCo TV set and keyboard.

2) Disable the disk slot (0). This will allow using ROM cartridges in The Solution without unplugging the disk card. When the switch is on, the ROM is active. When it is off, whatever ROM cartridge is there is active. This infers that you could switch back and forth between a cartridge and the disk system. This is NOT necessarily true because of the need to initialize the disk software in the ROM and this may destroy what is in memory. It may be possible under special circumstances to do this but it is up to the user to work it out.

3) Select either a 2K or a 4K EPROM. This is set for a 4K EPROM which is included with The Solution. However, it can be changed if you have a need. The EPROM is addressed at \$E000.

4) User definable. This means that we didn't use this switch for anything, but you can if you want, or we could call it 'reserved for future expansion.' This means that we don't have any use for it now, but we may in the future.

The Solution I/O cards are addressed at either the \$FF60-\$FFBF area OR the \$FE00-\$FEFF area.

These prices and specs are subject to change without notice. Call for confirmation.

THE SOLUTION \$249.00
(Price includes case and power supply.)

CARDS FOR THE SOLUTION
DUAL SERIAL PORT \$130.00
Two 6551 ACIAs, programmable baud rates (110-19,200), full RS-232, DB-25 conn.

CLOCK and PARALLEL PRINTER CARD \$110.00
OKI clock w/battery backup and 1 parallel output port

PROTOTYPE Cards \$ 37.00
3 1/2 by 9 inch card

EPROM/RAM Card \$ 90.00
Up to 16K ROM (2732) or 8K static RAM (6116). Each device individually addressed anywhere in memory

EPROM programmer \$165.00
Program 2K, 4K or 8K EPROMS. Software included either on disk or on board ROM.

TRIPLE PARALLEL I/O Card \$105.00
Two 6821's and one 6522 for parallel I/O.


Note: We are considering several other cards for The Solution. Please let us know what you want, if there is enough interest, we will make it.

FHI FRANK HOGG LABORATORY

WARY OF THE HIT-MAN'S DEADLY SPRAY, YET DRIVEN TO THE EDGE OF SELF-ABANDONMENT BY THE ENDLESS ASSORTMENT OF PASTRIES, "R&S" THE ROACH, GOES FOR THE GUSTO...

RAINBOW ROACH

By JOHN FRAYSSE



This tutorial is in response to an accusation from *the Rainbow* (I won't mention any names, okay, Lonnie?) that I had forgotten about them ever since several of my programs went out nationally for sale. It is also to prove that BASIC games can be fun, challenging and responsive.

Witness the *Rainbow Roach*, written especially for our own magazine. Countless folks have criticized the program's name, but whatever you call it, you will undoubtedly recognize it as a "frogger-like" game although it is more difficult. You may also wonder how I got those six counter-rotating belts to move at such a rapid pace. Remember Charlie Roslund's article in the January '83 *Rainbow* on machine language subroutines? Well, that's the answer. To be exact, 72 bytes of machine code can do the rotations at a rate of 25 times per second! The BASIC coding around this routine slows the belts down to a playable rate and starts your Roach (or whatever) jumpin', ridin', slippin', and slidin'. You may want to challenge your friends with those "other" computers to come up with a similar game written with their Extended Color BASIC and watch them slowly lose their minds!

If for some reason you would like a copy of *Rainbow Roach* send \$3, a blank cassette and a self-addressed, stamped-twice envelope to John Fraysse, AFABEAR Software, Box 822, Dahlgren, VA 22448. I'll have it in the mail the day after I receive your letter.

PLEASE NOTE: *Rainbow Roach* uses a POKE 65495,0 speed-up and a BREAK KEY disable. To exit the program or **BEFORE SAVING TO TAPE, PRESS THE RESET BUTTON** in the back, right-hand corner of your machine. This will automatically POKE 65494,0 and slow the CPU down. I/O from tape or any other device will *not* function correctly otherwise.

For those of you who wish to go through the "ins-and-outs" of how this program works, you will find my commentary starting at *Program Features*. For those who wish to "type 'n' run" (it's long!) here are the instructions.

RAINBOW ROACH INSTRUCTIONS

Objective: Get as many roaches as you can to the safe zone with the highest score possible.

Your situation: You are a *Roach* (!!!) in a pastry factory trying to make your escape. The factory management is wise to your presence and has hired a "hit-man" to do you and your fellow co-roaches in. As a "bug-a-der" general you must guide your roaches through the exterminator's detection system (See figure 1).

When you jump on a belt, you will be detected and the exterminator will stop drinking coffee to look, but his system won't see you if your legs and body are not on a pastry. As an added precaution, he also sprays the floors (spaces between the belts) when he finishes his coffee. You will be sprayed under three conditions: 1) when the coffee (upper left) runs out; 2) if you jump on a pastry; 3) if you ride a belt to either screen edge (the wall sensors get you). It has been reported that there is an extremely small area on just one or two pastries where you may jump and eat without being detected. Very few "generals" have guided all seven of their assigned roaches to complete safety; you know *how nasty and gross humans are!*


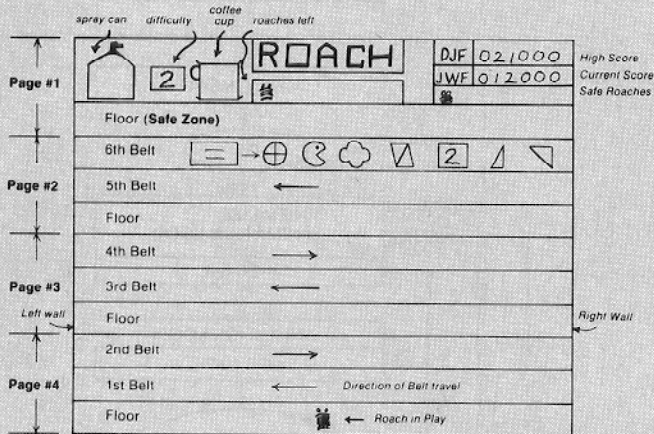
Scoring: 100 points are awarded for each floor or belt you successfully cross. A completely safe trip to the top (SAFE AREA) is 1,000 points and a "safe" roach is one in the safe-roach box (upper right below the current score). A game cycle is seven roaches. However, for multiples of 5,000

points, you receive seven more roaches. High score and initials are displayed in the right, upper-most box. Just below the high score are the initials and score of the current player. Note: When asked to enter your initials, please enter only *capital letters*. No special characters, please.

Control: The right joystick controls the left-right motion while on the floors. Roaches on the belts ride with the belts. Extreme forward joystick will cause a jump to the next floor or belt. A single jump is accomplished by quick forward-back (to center) joystick motion. Slightly slower action may cause a multiple jump situation until the stick is centered. Multiple jumps (without any stopping) from the bottom floor to the top safe zone are next to impossible because the belts rotate every time you jump to a floor, in addition to their normal rotation rate (determined by difficulty level). The belts rapidly rotate at the end of each game and initially when the program starts. Press the spacebar to continue to another game.

Difficulty Levels: The difficulty level is indicated by the number in the box between the spray can and coffee cup. Increasing the level generally increases the speed at which the belts rotate. At level four the belts rotate at one (fast) speed while your roach is on the floor and 33 percent faster when on the belts. You will soon find out that the coffee cup timer is the limiting factor at the lower levels, while riding a belt into a wall is the problem at levels three and four. You should also note that your roach can outrun the belts at levels one through three, but not at level four. So, if you should miss a jump point when playing at the higher levels, wait or run right to another. You may never catch the one you missed! You may also run and jump at the same time.

Be forewarned! The position at which your roach starts at the bottom is random over ± 2 pixels. Therefore, do not assume that since you jumped safely in a particular place on your last roach that you may necessarily do it again. In many cases ± 2 pixels turns a successful jump into a "roach-in-the-round pie."



10.....	0401
23.....	079D
40.....	0BF2
50.....	1208
58.....	1707
END...	1ABC

The listing:

```

0 POKE65495,0:CLS6:PRINT@167,"af
abear software";:PRINT@174,CHR$(
223);:PRINT@299,"presents";:SCRE
EN0,1:IFPEEK(&H3EB9)<>&H32 THENC
LEAR350,&H3EA0:FORI=&H82B9 TO&H8
31E:POKEI-&H4400,PEEK(I):NEXTELS
E3
1 FORI=0TO2:POKE&H3EBD+I,18:NEXT
:I=&H3F1E
2 POKEI,&H26:POKEI+1,3:POKEI+2,&
H7E:POKEI+3,&H83:POKEI+4,&H22:PO
KEI+5,&H7E:POKEI+6,&HA4:POKEI+7,
&H4C
3 POKE&H19B,&H3E:RUN4
4 GOSUB44: SX=0: NX$=""
5 CLS2:RS=50:PUT(177,14)-(254,20
),XM,PSET:PRINT@192,"PLEASE ENTE
R YOUR INITIALS";:INPUTN$:LX=LEN
(N$):IF LX>3 OR LX<1THENS
6 B$="":FORN=1TO LX:B$=B$+L$(ASC
(MID$(N$,N,1))-54):NEXTN:N$=B$:D
RAW"BM177,14;C1;XN$;BM210,14;XL$
(0);XL$(0);XL$(0);XL$(0);XL$(0);
":FORN=98TO158 STEP10:PUT(N-3,26
)-(N+3,34),R,PSET:NEXTN:PUT(176,
26)-(254,34),XM,PSET
7 PUT(155,26)-(161,34),XM,PSET:C
LS2:PRINT@194,"PLEASE ENTER DIFF
ICULTY LEVEL";:PRINT@232,"1-EASY
4-HARD";:INPUT DF:IF DF<1 OR DF
>4 THEN 7
8 CLS8:FORN=22TO28:LINE(33,N)-(4
1,N),PRESET:NEXTN:DRAW"BM33,22;C
1;XL$(DF)";:SCREEN1,1:RC=6:S=0:S
R=0:IH=0
9 KD=16-DF*4:X=124+RND(3)*2:I=16
:J=0:K=0:FORN=0TO4:PLAY"V3104L24
T24BAFEDC":NEXTN:PLAY"T201C":FOR
N=0TO150:NEXTN:PLAY"C":PUT(155,2
6)-(161,34),XM,PSET
10 IF J<9 THEN 11 ELSE26
11 PUT(X-7,Y(J)-4)-(X+7,Y(J)+4),
RW,PSET:I=I+.2:K=K+1:LINE(56,I)-
(72,I),PRESET:JX=INT((JOYSTK(0)-
31)/40+.5)*4:IF JOYSTK(1)=0THEN1
5
12 X=X+JX:IFABS(X-128)>116THENX=
128+116*SGN(X-128)
13 IF I>34 THEN 26 ELSE IF K<KD
THEN 11
14 PLAY"V31T255L25503A":EXEC1631
0:K=0:GOTO11

```

```

15 ID=0:PUT(X-3,Y(J)-4)-(X+3,Y(J)+4),XM,PSET:PLAY"T10L1005AB":J=J+1:GET(X-3,Y(J)-4)-(X+3,Y(J)+4),RX,G:GOTO17
16 PUT(X-3,Y(J)-4)-(X+3,Y(J)+4),RX,AND:PLAY"T12L1205AB":J=J+1:GET(X-3,Y(J)-4)-(X+3,Y(J)+4),RX,G
17 IF PPOINT(X-3,Y(J))=5 OR PPOINT(X+3,Y(J))=5 OR PPOINT(X-2,Y(J)-1)=5 OR PPOINT(X+2,Y(J)+1)=5 OR PPOINT(X,Y(J))=5 OR PPOINT(X,Y(J)-4)=5 THEN 18 ELSE 19
18 PUT(X-3,Y(J)-4)-(X+3,Y(J)+4),R,OR:ID=1:GOTO26
19 PUT(X-3,Y(J)-4)-(X+3,Y(J)+4),R,OR
20 K=K+.25:N=JOYSTK(0):IF JOYSTK(1)=0 THEN 24 ELSE IF K<KD THEN 20
21 XX=X:X=X+DX(J):IF ABS(X-128)>120 THEN 22 ELSE 23
22 X=128+123*SGN(X-128):PUT(XX-3,Y(J)-4)-(XX+3,Y(J)+4),RX,AND:GET(X-3,Y(J)-4)-(X+3,Y(J)+4),RX,G:PUT(X-3,Y(J)-3)-(X+3,Y(J)+4),R,OR:GOTO26
23 PUT(XX-3,Y(J)-4)-(XX+3,Y(J)+4),RX,AND:PLAY"V31T255L25503A":EXEC16310:PUT(X-3,Y(J)-4)-(X+3,Y(J)+4),R,OR:K=0:GOTO20
24 IF J=1 OR J=4 OR J=7 THEN 16
25 PUT(X-3,Y(J)-4)-(X+3,Y(J)+4),RX,AND:PLAY"T10L1005AB":J=J+1:EXEC16310:GOTO10
26 IF J=9 THEN 29 ELSE IF I>34 AND ID=0 THEN 28
27 GOSUB31:FORN=0TO10:PUT(X-3,Y(J)-4)-(X+3,Y(J)+4),R,OR:SOUND255,1:PUT(X-3,Y(J)-4)-(X+3,Y(J)+4),RX,AND:NEXTN:GOSUB32:S=S+J-ID:GOTO30
28 GOSUB31:FORN=0TO10:PUT(X-3,Y(J)-4)-(X+3,Y(J)+4),R,PSET:SO
UND255,1:PUT(X-7,Y(J)-4)-(X+7,Y(J)+4),XM,PSET:NEXTN:GOSUB32:S=S+J:GOTO30
29 PUT(X-3,Y(J)-4)-(X+3,Y(J)+4),R,OR:FORN=1TO120 STEP20:SOUNDN,1:NEXTN:PUT(X-3,Y(J)-4)-(X+3,Y(J)+4),XM,PSET:SR=SR+1:XX=175+SR*10:PUT(XX-3,26)-(XX+3,34),R,PSET:S=S+10
30 RC=RC-1:XX=98+10*RC:GOSUB33:GOSUB40:PUT(XX-3,26)-(XX+3,34),XM,PSET:ID=0:IF RC=-1 THEN 41 ELSE 9
31 LINE(25,10)-(45,5),PSET:LINE(25,12)-(45,17),PSET:LINE(25,11)-(45,8),PSET:LINE(25,11)-(45,14),PSET:RETURN
32 LINE(25,10)-(45,5),PRESET:LINE(25,12)-(45,17),PRESET:LINE(25,

```

A note on difficulty is in order. I feel most games are too easy. Usually BASIC games are only hard due to their lack of playability or lack of responsiveness. *Rainbow Roach* is very responsive and as good as any BASIC game you'll find on the market today. The choice of difficulty levels makes it playable to my 6- and 12-year olds and I have trouble with level four. I believe this is a good mix (sorry, Tom!). I sincerely hope *Rainbow Roach* will be as entertaining to your family as it has been to mine.

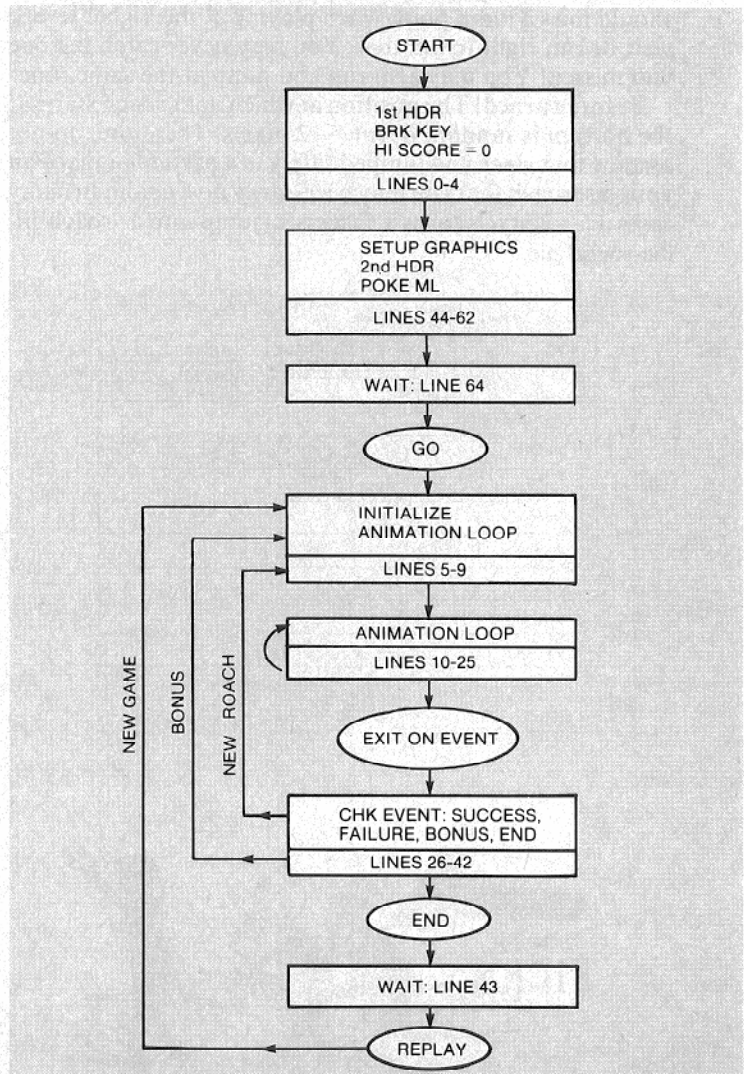
Rainbow Roach has several features that many arcade games possess. These include:

- * Colorful, hi-res, action graphics
- * Interesting sound effects
- * Joystick control with quick response
- * Bonus play feature
- * "Initials & Scores" and high score tally
- * Difficulty levels


Rainbow Roach utilizes many aspects of ECB programming. These include:

- * Hi-res graphics
- * Complete character set [letters (A-Z); numbers (0-9)]
- * String manipulation
- * Break key disable
- * Machine language subroutine

RAINBOW ROACH SIMPLIFIED FLOW CHART



EXPAND YOUR COLOR COMPUTER



USER SELECTABLE EXPANSION REQUIREMENTS

- Activate your disk controller, ROM PAK, E PROM board, or any device that normally operates in the expansion slot.
- Protects computer from electrical damage caused by experimental boards or by plugging/unplugging ROM PAKs and controllers with the power on.
- Gold inlay connector contacts for more reliable operation.
- Select any of 6 slots with push-button keys or programming.
- Attach additional USER 80C's for additional expansion slots.
- Utilizes its own reset button, eliminating the need to continually press the reset behind the computer.
- Operates with a 9V battery eliminator (power supply independent of computer).
- 9V battery eliminator included.
- Has its own on/off switch and LED on/off indicator.

USER 80C "Designed with the User in Mind" \$249.95

TERMS: Send certified check or money order for \$249.95, plus shipping, handling and applicable sales tax. (Personal checks take three weeks to process.) For shipping and handling include \$5.00 U.S., \$8.00 Canadian/Mexican, \$15 Overseas. Illinois residents include 5% Sales Tax. Prompt shipment. Dealer/Club inquiries invited.

J-NOR INDUSTRIES, INC.

6272 W. North Avenue
Chicago, IL 60639
Phones (312) 745-7541
(312) 622-4555

```

11)-(45,8),PRESET:LINE(25,11)-(4
5,14),PRESET:RETURN
33 B$="":S$=STR$(S):LX=LEN(S$):I
F LX=3 THEN B$=L$(0)ELSEIF LX=2T
HENB$=L$(0)+L$(0)
34 FORN=2TOLX:B$=B$+L$(VAL(MID$(
S$,N,1))):NEXTN:IF IH=1THEN36
35 PUT(177,14)-(255,20),XM,PSET:
DRAW"BM178,14;C1;XN$;BM210,14;XB
$;XL$(0);XL$(0)":GOTO37
36 PUT(177,3)-(255,11),XM,PSET:D
RAW"BM178,3;C1;XNX$;BM210,3;XB$;
XL$(0);XL$(0)":IH=0:GOTO39
37 IF SX>=S THEN 39
38 IH=1:SX=S:S=SX:NX$=N$:GOTO33
39 RETURN
40 DRAW"C1":FORN=34T017 STEP-1:L
INE(56,N)-(72,N),PSET:NEXTN:RETU
RN
41 IF (S-RS)>=0THEN42ELSE43
42 RS=RS+50:FORN=0T03:PLAY"V31T8
L801ABDCFEL26":NEXTN:FORN=98T015
8 STEP10:PUT(N-3,26)-(N+3,34),R,
PSET:PLAY"V31L1201AB":NEXTN:PUT(
176,26)-(254,34),XM,PSET:RC=6:SR
=0:IH=0:GOTO9
43 EXEC16310:PLAY"V31T255L25503A
":IFINKEY$=CHR$(32)THEN5ELSE43
44 DIM L$(36),R(2),RX(2),RW(3),P

```

Line No(s)	Description	Function
0-3	1st HDR+BRK key disable	Initial header & break key disable
4	Initial set-up	GOSUB 44 (set-up graphics; define character set; put program in the wait mode; look for <spacebar>)
5-6	New game & player	Enter initials; erase old initials, write new on hi-res screen
7-8		Erase old difficulty level, enter new, write new difficulty level
9	Bonus game new roach	Set initial counters, roach position and belt rate. Play "prepare to play;" tune; Blank out next roach
10	Begin animation loop	Check if at top floor (J=9); if so go to EVENT CHECK (26)
11	Floor loop	Put floor roach ("RW") on appropriate floor; increment coffee timer; Calc. Horiz. Roach rate (JX); check vert. joystick for jump (=0). If 0; GOTO 15 (JMP FL-BLT)
12-13		CALC. new horiz. position: Limit travel; check coffee timer (>34?) If so then go to EVENT CHECK (26); else check time to rotate belts (K=>KD?) If so then 14 else back to 11
14	Rotate belts End floor loops	Play "Rotate" Note: EXEC ML; Set K=O; Go to 11
15	JMP, FL → BLT	Assume successful JMP (ID=0); Blank floor roach, Play "JMP" Notes; INC J (Jump counter); Get Ref. roach array ("RX"); go to 17 (jump on pastry test)
16	JMP, BLT → BLT	Blank roach on old belt (Use "RX") Play "JMP" notes; INC J, Get ref. roach array ("RX")
17	ck: JMP → PASTRY	Are any of six points relative to the roach's future position set? If so then 18 else 19
18	DIE ON BLT	Put roach (OR) on Pastry; set ID=1; go to 26 (EVENT CHK)
19	Successful JMP	Put roach on new BLT
20	BLT LOOP	INC BLT COUNTER (k); sample joystick ck: If vert = 0; If so go to 24 (JMP to BLT or FL test) else ck: If K<kd; If so then 20 else 21 (ROTATE BLTS)

COLOR COMPUTER SOFTWARE



The programs you've been waiting for!

DEALER INQUIRIES INVITED

COMING SOON FROM

Adventure
INTERNATIONAL

BOX 3435 • LONGWOOD, FL 32750

SEE YOUR DEALER OR CALL US AT 1-800-327-7172

RAINBOW CONNECTION SOFTWARE presents . . .

NEW! Rainbow Writer

The ultimate in hi-res graphics text display. Allows your Color Computer to *write* text on any graphics screen in *Rainbow* colors.

CHECK THESE IMPORTANT FEATURES:

- User definable 224 character set featuring true lowercase with descenders, improved cursor, slashed zero, Greek math symbols, lunar landers, stick figures, tanks, cars, planes, card suits, etc.
- Supplied character generator program allows easy creation of colored, animated figures to save and use in your own character-graphics programs.
- Works in all PMODES. Four-color artifacted characters in PMODE 4 (highest resolution)!
- Two character sets for maximum clarity produce four character densities: 32 x 16, 42 x 24, 50 x 24, 64 x 24, plus double widths in PMODE 4.
- Pre-loader allows optimum loading in 16K, 32K or 64K machines. The 64K selection automatically transfers all ROM (including cartridge) to RAM.
- ML extension of BASIC completely interfaced and transparent incorporating direct conversion of all keys and commands including PRINT @.
- Automatic underline, superscript, subscript, reverse video, top and bottom definable scroll protect options.
- User friendly — easy operation via Status/Help screen, simple commands, no messy peeks and pokes.
- Use all day for hi-density screen displays, graph labels and listings, or incorporate into your own marketed BASIC or ML games, word processors, etc.
- Special EDTASM+ command allows instant compatibility with R.S. editor-assembler cartridge.
- Includes demo program, tape/disk conversion instructions, character generator program, and operators manual.
- Built in syntax error detection and messages.




Add 3%

Personal Checks Welcome!

Include \$2 shipping.
Minnesota residents —
add 6% tax.

Dealer inquiries invited.
Send SASE for catalog.



Rainbow Connection Software

16K Extended Basic Required
\$29.95 Cass — \$32.95 Disk

Rainbow Connection Software
3514 6th Place NW
Rochester, MN 55901

Not Affiliated With
The RAINBOW

```

1 (54), Y(9), XM(20), DX(9)
45 L$(1)="BM+2,0;R1D6L3R6;BM+3,-
6":L$(2)=";D1U1R6D3L6D3R6;BM+3,-
6":L$(3)=";R6D3L4R4D3L6;BM+9,-6"
:L$(4)=";D3R6L1U3D6;BM+3,-6":L$(
5)=";R6L6D3R6D3L6U1;BM+9,-5":L$(
6)=";D6R6U3L6;BM+9,-3":L$(7)=";D
1U1R6D6;BM+3,-6":L$(8)=";R6D6L6U
3R6L6U3;BM+9,0"
46 L$(9)=";R6D6U3L6U3;BM+9,0":L$(
0)=";R6D6L6U6;BM+9,0":L$(11)=";
BM+0,+6;U3E3F3L6R6D3;BM+3,-6":L$(
12)=";R6D3L6R6D3L6U6;BM+9,0":L$(
13)="BM+6,+1;U1L6D6R6U1;BM+3,-5
":L$(14)=";R4F2D2G2L3U6L1D6;BM+9
,-6":L$(15)=";R6L6D3R3L3D3R6;BM+
3,-6"
47 L$(16)=";R6L6D3R3L3D3;BM+9,-6
":L$(17)=";BM+6,+1;U1L6D6R6U3L3D
1;BM+6,-4":L$(18)=";BM+0,+0;D6U3
R6U3D6;BM+3,-6":L$(19)=";R6L3D6L
3R6;BM+3,-6":L$(20)=";R6L3D6L3U2
;BM+9,-4":L$(21)=";D6U1E5;BM+1,+
6;H3F3;BM+3,-6":L$(22)=";D6R6;BM
+3,-6"
48 L$(23)=";D6U6F3E3D6;BM+3,-6":
L$(24)=";D6U6F6U6;BM+3,0":L$(25)
=";R6D6L6U6;BM+9,0":L$(26)=";R6D
3L6U3D6;BM+9,-6":L$(27)=";R6D6H3
F3L6U6;BM+9,0":L$(28)=";R6D4L2F2
H2L4D2U6;BM+9,0":L$(29)=";R6L6D3
R6D3L6;BM+9,-6":L$(30)=";R6L3D6;
BM+6,-6"
49 L$(31)=";D6R6U6;BM+3,0":L$(32
)=";D3F3E3U3;BM+3,0":L$(33)=";D6
E3F3U6;BM+3,0":L$(34)=";F6H3G3E6
;BM+3,0":L$(35)=";F3E3G3D3;BM+6,
-6":L$(36)=";D1U1R6G6R6U1;BM+3,-
5":L$(10)=";BM+4,0"
50 Y(0)=186:Y(1)=172:Y(2)=153:Y(
3)=138:Y(4)=124:Y(5)=105:Y(6)=90
:Y(7)=76:Y(8)=57:Y(9)=42:DX(0)=0
:DX(1)=-8:DX(2)=8:DX(3)=0:DX(4)=
-8:DX(5)=8:DX(6)=0:DX(7)=-8:DX(8
)=8:DX(9)=0
51 PMODE4,1:PCLS:PMODE3,1:DRAW"B
M15,8;C2S4R4D2R4D2L4D2L4R4F4D17L
12U17E4U6;BM31,20;C4R12D10L12U10
;BM54,15;C3D20L5R30L5U20;BM84,0;
C2D17R85U17;C3R1D16L83U16;BM175,
1;C2R80BM+0,+10;L80U10;BM175,12;
C3R80BM+0,+10;L80C2U10"
52 PAINT(120,10),4,3:PAINT(18,11
),4,2:PAINT(19,25),3,2:PMODE4,1:
DRAW"BM54,15;C1H2;BM49,35;H2;BM7
4,15;E2;BM79,35;E2;BM92,25;D11R7
1U11L71;BM175,25;R80D11L80U11"
53 DRAW"BM210,3;XL$(0);XL$(0);XL

```

```

21 ROTATE BLTS Store previous horiz posi-
tion (xx); Calc new horiz.
position (x): Is new position
on either wall?; If so, then 22
(HIT WALL) else 23 (RIDE
BELT)
22 HIT WALL Set horiz. position at wall;
Blank the old roach posi-
tion; Get the wall position
graphics (RX); Put new
roach at wall; Go to 26
(EVENT CHK)
23 RIDE BLT Blank old roach position;
Play "Rotate" Note; Exec
ML; Rotate BLTS; Put new
Roach position; reset BLT
counter (k=0); Go to 20
(BLT LOOP)
24 JMP, BLT → FL Were you on a lower BLT. If
TEST so then 16 JMP, BLT → BLT
else 25 (JMP, BLT → FL)
25 JMP, BLT → FL Blank old roach; Play
End Animation "JMP" notes; INC J, EXEC
Loop ML (ROTATE BLT); Go to
10 (FLOOR LOOP)
26 EVENT CHECK CK for top Floor; If so, go to
29 (Success) else CK for
1>34 (out of coffee and on
floor) then 28 (Die on floor)
else 27 (Die on BLT)
27 DIE ON BELT Turn on spray; Blink roach;
make "Error" sound; Turn
off spray; Calc score; Go to
30 (BOOKKEEP)
28 DIE ON FLOOR Turn on spray; Blink roach;
make "Error" sound; turn
off spray; Calc. score; Go to
30 (BOOKKEEP)
29 SUCCESS! Put roach at top floor; make
"Success" sounds; INC Safe
roaches; Put SAFE roach in
box; Calc. score
30 BOOKKEEP Dec. Roach count; GOSUB
"SCORE/HIScore"(33);
GOSUB "FULL CUP"(40);
Blank next roach; reset
"dead" indicator (ID) CK
for no more roaches. If so
then CK BONUS (41) else 9
(New Roach)
*31 SPRAY ON Turn spray on
*32 SPRAY OFF Turn spray off
*33-39 SCORE/ Prints current score; CKs
HI SCORE for Hi Score
*40 FILL CUP Fills up coffee cup
41-42 BONUS PLAY CKs for Bonus Play (current
score) a multiple of 5,000
pts; Awards new roaches
and a bonus game; If not
bonus then end (43)

```

*Indicates a subroutine

43 END OF GAME Game over: Belts rotate rapidly waiting on <space-bar>

*44-63 SET UP ROUTINE Dim's; define character set (45-49); define vert. JMP coordinates & horiz. rates (50) set up some graphics (51-53); POKE ML (54-56); 2nd HEADER: Rest of graphics (57-63)

64 INITIAL WAIT Introductory display; Belts rotate rapidly waiting on spacebar then return

65 REMARKS Credits

DESCRIPTION OF VARIABLES

Regular Variables

I — counter used to determine the time to spray the floors (I>34) otherwise a general purpose counter outside the animation loop.

J — Jump position counter (0-9; Floors = 0,3,6,9; Belts = 1,2,4,5,7,8)

K — counter used to determine the time to rotate the belts (K>=KD)

KD — the number of K counts necessary to cause the belts to rotate (a function of difficulty level, DF)

N — general purpose counter

ID — "dead" flag — 1 died on belt/0 — died on floor

IH — High score flag (IH=1 → High score achieved
IH=0, not)

```

$(0);XL$(0);XL$(0);BM210,14;XL$(
0);XL$(0);XL$(0);XL$(0);XL$(0);"
:PMODE4,1:DRAW"BM93,3;C0S7;XL$(2
0);XL$(25);XL$(11);XL$(13);BM+0,
-1;XL$(18);C1S4":CIRCLE(54,22),5
,1,1,-.25,-.75:CIRCLE(54,22),3,1,1
,-.25,-.75
54 DATA 142,12,31,166,132,16,142
,0,31,230,31,231,132,48,31,49,63
,38,246,167,132,48,136,63,140,14
,63,47,230,142,14,96,166,132,16,
142,0,31,230,1,231,128,49,63,38,
248,167,128,140,16,160,47,235,14
2,12,0,236,129,237,137,5,254,237
55 DATA 137,11,254,140,16,160,38
,241,57
56 FOR I=16310 TO 16381:READ J:P
OKE I,J:NEXTI:LINE(0,66)-(255,66
),PSET:LINE(0,84)-(255,84),PSET:
CLS6:PRINT@237,"roach";:SCREEN0,
1
57 DRAW"BM98,32;C1;G2E2F2H2;BM+0
,-2;G3E3F3H3;BM+0,-2;G3E3F3H3;BM
+2,-1R1;BM-5,0;L1":GET(95,26)-(1
01,34),R,G:LINE(92,25)-(92,36),P
RESET:GET(91,26)-(105,34),RW,G:L
INE(92,25)-(92,36),PSET:GET(105,
26)-(111,34),RX,G:LINE(0,48)-(25
5,48),PSET

```

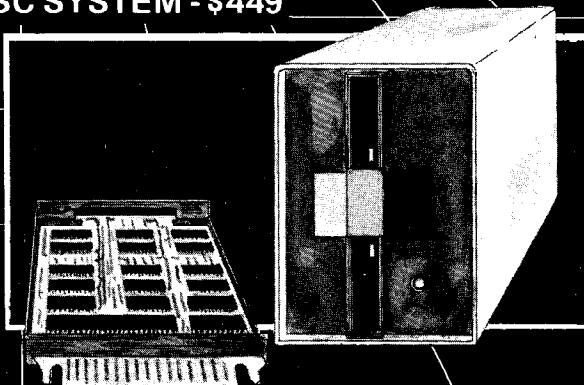
They Driving Force!

JFD - COCO DISC SYSTEM - \$449

J & M Systems, Ltd. is a leader in the Model III marketplace with our JFD-III Disc Controller. With thousands in operation, we have set new standards in controller performance and reliability. We bring these same high standards to the COCO, resulting in the highest quality disc controller system on the market. Compare these functions before you buy:

- Price. \$449 includes controller, first drive, disc basic in ROM, and manuals. Just plug it in.
- Never needs adjusting. Our exclusive Digital Phase Lock Loop Data Separator and Digital Pre-comp Circuit eliminates the 3 adjustments found on other controllers.
- High quality standard production disc drives. For improved service and reliability. Tandon & Teac drives provide twice the read sensitivity that the drives found in other disc systems do, and hold their alignment far longer.
- Gold-plated card edge connectors throughout.
- Software compatible with Radio Shack Disc Basic, Flex, and OS/9.

J & M Systems, Ltd., 137 Utah NE, Albuquerque, N.M. 87108
(505) 265-1501



```

58 FORI=108TO158 STEP10:PUT(I-3,
26)-(I+3,34),R,PSET:NEXTI:LINE(0
,0)-(255,0),PRESET:LINE(255,0)-(
255,40),PRESET:LINE(0,36)-(255,3
6),PSET:LINE(22,17)-(22,34),PSET
:LINE(56,16)-(72,16),PSET:LINE(8
7,1)-(87,15),PSET
59 FORI=17TO34:LINE(56,I)-(72,I)
,PSET:NEXTI:CIRCLE(15,53),4,1,1,
.5,1:CIRCLE(19,57),4,1,1,.75,.25
:CIRCLE(15,61),4,1,1,0,.5:CIRCLE
(11,57),4,1,1,.25,.75:CIRCLE(15,
57),4,1,1:CIRCLE(15,57),2,1,1:CI
RCLE(32,51),1,1:CIRCLE(32,63),1,
1
60 CIRCLE(45,54),3,1,1:CIRCLE(45
,60),3,1:PAINT(45,54),1,1:PAINT(
45,60),1,1:CIRCLE(130,57),7,1,1,
.125,.875:DRAW"BM130,57;NE5NF5":
PAINT(125,57),1,1:CIRCLE(129,54)
,1,0:CIRCLE(200,57),7,1:CIRCLE(2
00,57),3,1:PAINT(196,57),1,1
61 DRAW"BM215,63;NE9R10NU10L8NE7
R1NE7R2E4;BM238,50;NF9R10ND10G4"
:PMODE3,1:DRAW"BM55,50;C3R10;BM6
0,63;C4R10;BM90,50;C3R20D12L20U1
2;BM147,50;C2R13D14L13U14;BM168,
50;R12BD2L8BD2C3D6BR3U6BR3D6BR2B
D2C2L8BD2L3R12":PAINT(100,57),3,
3:PAINT(155,57),2,2
62 PMODE4,1:PAINT(223,61),5,5:LI
NE(55,50)-(60,63),PSET:LINE(65,5
0)-(60,63),PSET:LINE(65,50)-(70,
63),PSET:PAINT(65,55),5,5:DRAW"B
M200,57;C0;NE4NF4NG4NH4C1"
63 DRAW"BM97,53;C0;XL$(2);BM151,
54;XL$(2);C1":GET(6,49)-(138,64)
,P1,6:PUT(123,67)-(255,82),P1,OR
:GET(146,49)-(248,64),P1,6:PUT(9
,67)-(111,82),P1,PSET:PCOPY2TO3:
PCOPY2TO4:SCREEN1,1:FORI=0TO1000
:NEXTI
64 EXEC16310:PLAY"V31T255L25503A
":IFINKEY$=CHR$(32)THEN RETURN E
LSE64
65 REM RAINBOW ROACH BY J. FRAYS
SE 1983

```

X — current horizontal position of roach
XX — previous horizontal position of roach
JX — horizontal rate of travel on floors (0, -4, +4 pixels)
S — score of current player
SX — previous high score
SR — number of safe roaches
RC — roach count (remaining roaches minus 1)
LX — length of strings for initials and scores
RS — reference score used in a test for an increment of 5,000 in the current score

Strings

B\$ — string used to graphically display initials
NX\$ — initials of previous high score player
N\$ — initials of the current player
S\$ — string used to store the score converted to a string

Arrays

L\$(36) — character set (A-Z/0-9)
R(2) — roach image used on belts
RX(2) — reference roach graphics (background graphics around roach)
RW(3) — "wide" roach image used on floors
PI(54) — array used to transfer pastry graphics
XM(20) — multi-purpose eraser array (a blank)
DX(9) — rate-of-travel in the horizontal direction for roaches on belts
Y(9) — vertical jump coordinates of roach on belts and floors

PROGRAMMING TECHNIQUES

General Discussion

Rainbow Roach was designed with the features listed in the Program Features section in mind. While the techniques used may not all be optimum, they do achieve (I believe) the desired result. Where there was a choice between speed and memory, memory was sacrificed, but not to the point of using more than 16K. Although the program is reasonably structured (that is, separate functions are restricted to specific areas in the listing) it is admittedly not very "clear" due to the lack of *REM* statements and multiple statements on a single line (a substantial memory saving method). It is hoped that the discussions of this article will clarify and highlight some of the unequalled capabilities of CoCo and that in doing so will sharpen your skills and spark new ideas of your own.

Graphics

The philosophy behind the graphics is "single synthesis." This means that the vast majority of all the graphics are generated *once*. Animation was designed never to cause the destruction of any graphic elements. Objects should be allowed to be on top of each other (such as a roach on a pie) and then apart leaving the background elements totally intact. This is done by the use of two *GET/PUT* arrays which I will refer to as the *reference* array and the *object* array. The object array contains the object you are moving (say a roach). The reference array has the identical dimensions as the object array and is used to *GET* the elements in the area of an impending *PUT* of the object array. When the object array is *PUT* with a logical *OR*, the roach appears *with* its surroundings. These old positions are then stored and a new position calculated.

When it is time to move the object array, the reference array is *PUT* with a logical *AND* in the now "old" position. Next the new position is "GOTTEN" by the reference array and the object array *PUT(OR)* in the new position etc. Since the reference array did not contain the object; a logical *AND* of the reference array on top of the object array and its background will leave only background. This technique is exemplified by the unsuccessful belt-to-belt jump of lines 16 to 17 to 18 to 26 to 27. Line 16 (Put ref. (RX) INC. JUMP COORDINATE (J); Get designation Ref. (RX); to Line 17 to Line 18 (Put OBJ (R)) to Line 26 to line 27 (Put OBJ (R); Put Ref. (RX) in a loop back to line 27 for N=0 to 10). Thus the roach disappears from its previous belt (Line 16) and reappears on top of a pastry (Line 18) only to blink rapidly 11 times and disappear (Line 28) leaving the pastry intact.

COLORSOFT™

ESCAPE

*A 3-D GRAPHICS ADVENTURE WITH SOUND
(Machine Language for Fast Action)*

This is NOT the usual "find the treasure" adventure. In **ESCAPE**, you are trapped on the top floor of a skyscraper and the only way out is by using a very unusual elevator. You must give the elevator the correct code or else the ride down is a real killer. The maze-like halls seem to come to life due to the fantastic 3-D graphics. Search the halls for rooms which contain clues to the correct code. Clues must be deciphered to learn the elevator's secret code. Game times depends on the skill of the player, but it is typically 8-10 hours. **ESCAPE** is suitable for group play. A mentally stimulating experience.

16K BASIC

\$18.95

RECIPE FILE

*A CASSETTE BASED STORAGE AND
RETRIEVAL SYSTEM*

This program permits storage of your favorite recipes for retrieval by your computer. Once a recipe has been recalled, then the computer can adjust the ingredient measure for serving the desired number of persons. Each recipe can contain special comments on preparation as well as the full instructions for using the recipe. Included is a line oriented text editor for creating and editing the variable length files. Completely menu driven and very user friendly. Easily modified by the user for use in keeping track of record, coin or stamp collections or whatever your interest. Screen or printer output.

16K Ext. BASIC

\$21.95

SPECIAL: *A collection of 30 recipes covering main meals to snacks. Only \$3.95 with program.*

SQUIRE

SQUIRE is a challenging game of asset management. The player must manage a country estate and contend with crop failure, investment losses, taxes and other such headaches. The object of the game is to increase the estate's value while providing for the peasant workers. The starting assets are computer selected so that each game offers different challenges. Great experience for the kids or aspiring executives.

16K Ext. BASIC

\$14.95

HOUSEHOLD EXPENSE MANAGER

This menu driven program package is designed for creating and maintaining a data file on cassette of 30 household expense categories for a 12-month period. It also keeps cumulative totals and a separate total of tax deductible expenses. A comparative analysis program provides a graphic presentation of relative expenses between any two months during the year. The user can change categories by modifying program code. Screen or printer output.

16K Ext. BASIC

\$19.95

FLIPPER

A fun and challenging version of the Othello™ type board games. This version includes options for play solely by the computer, one player against the computer, or two players against each other. The computer can play on four skill levels. Very colorful with plenty of sound. Fun for kids and challenging for adults. Great for parties.

16K Ext. BASIC

\$16.95

COLOR SOFTWARE SERVICES

P.O. BOX 1708, DEPT. R
GREENVILLE, TEXAS 75401

INCLUDE \$2.25 HANDLING PER ORDER
WRITE FOR FREE CATALOG

DEALER INQUIRES INVITED




TELEPHONE ORDERS
(214) 454-3674
9-4 Monday-Saturday

VISA/MASTERCARD

This same method is used whenever the belts are rotated since the ML routine actually rotates only the top belts (Page 2). The lower belts (Pages 3 and 4) are *COPIES* of Page 2. Note Lines 20 to 21 (save old position; (xx=x); INC. position) to Line 23 (Put "RX" (AND) at "old" position; Rotate belt (EXEC 16310; Put "R" (OR) at new position; Go back to 20).

While on the floor (which does not rotate) smooth left-right motion can be programmed using the "RW" (Wide Roach) array. This array has a blank area on either side of the roach figure equal to the maximum left-right rate (+/-4 pixels per loop). Thus repeatedly *PUT*ing the "RW" array will automatically erase the previous roach image. The resulting animation is excellent and non-blinking but can only be used when in an area where no other graphic elements exist which is precisely the case when on the floors between the belts.

But aren't there some things that you would like to erase? Yes, there are. Here are two methods: 1) Preset the old object or figure and then redraw (*PSET*) its replacement (which requires keeping track of what was there), or 2) *PUT* a blank array over it and then draw the new figure. Specifically, the items needing these methods are the difficulty level box, the "remaining roaches" box, the "safe roach" box and the current and high score boxes. The beauty of method (2) is that you can get away with using one multi-purpose blank array which you may *PUT* any place with any dimension so long as you do not *GET* it, otherwise the dimension of the *GET* must equal the dimension of the *PUT*. In *Rainbow Roach* this array is XM (eraser, multi-purpose). It is used to blank the high and current scores (78 x 6 — Lines 35 & 36), the safe roach box (78 x 6 — Line 42) and the remaining roaches (6 x 8 — Line 9). As long as XM is dimensioned to accommodate the largest blank, things will be "cool." Remember, DON'T EVER *GET* THIS ARRAY.



The graphics screen is laid out with the first page being the header and safe area. This is where all the non-animation takes place. The remaining pages each contain two 18-pixel-tall, counter-rotating belts, a separating line and one 11-pixel-high floor area (a total of 48 lines/page). This allows relatively large detailed objects on the belts thus improving the quality of the graphics.

Rainbow Roach contains a 9 x 6 capital letter and number set (letters A-Z; numbers 0-9 and a space). This allows "on screen" score keeping with the player's initials. For convenience, the L\$(36) array uses the elements 0-9 to represent the numbers 0-9. That is L\$(2) draws a "2." L\$(10) is the space. The letter "A" is L\$(11) which is its ASCII code minus 54. Thus, any letter may be displayed on the screen by *DRAW* "BMX, Y,C1S4;XLS (ASC(ZZ)-54);" where "ZZ" is the letter you wish to create.

Finally the "PI" array is used to move large blocks of graphics from belt #1 on Page 2 to belt #2. This avoids the reproduction of the code for the lower belt and most importantly reduces the program set-up time (see Line 63). You never see this set-up because CoCo has two separate screen areas for text and graphics. By displaying the text screen headers initially and at the half-way point in the set-up routine (see Lines 0 and 56) and delaying the screen command until the set-up is complete, one is able to give the appearance of "instant" hi-res graphics. Since the graphics are "Single synthesis" subsequent games are always set up. People hate to wait, but will tolerate an occasional header or two.

Sound Effects

The sounds used in *Rainbow Roach* come from a good deal of experimentation. The *PLAY* command is one of the most versatile functions of CoCo but it's extremely hard to sit down and think of a sound you would like to make and then go program it. All I can say is that arcade-like sounds are possible and are best discovered by experimenting with combinations of high or low octaves, adjacent notes, short notes and tempos, and rapid volume changes. You'll find some examples on Lines 9, 14, 16, 29 (Sound), and 42. Try these by themselves, the *POKE* 65495,0 and notice the higher octaves.

Basic Speed

The eye-to-hand reaction time of the average individual is usually between .1 and .2 seconds. Therefore any control loop which updates between 5 and 10 times per second will seem like almost instantaneous response to almost everybody. The objective then is to design a loop that samples the joystick at these speeds. Some real "drags" to loop speed include *GOSUBS*, multiplications, divisions, multiple logic tests, "ON-GOTOS" and large *GET* or *PUT* arrays (>10 x 10). One should also try to minimize the line numbers in the loop or use multiple statements per line. Logic statements should be at the end of a line unless you are absolutely sure you know how ECB will handle those jumble-up branches (I'm not sure I do). The fire button is also slow requiring a *PEEK* and then at least one logic test. Loops should be as close to the beginning line in the program as possible, and I always like the *POKE* 65495,0 speed up.

Note the relative simplicity of the floor animation loop (Lines 11 to 14) and the belt animation loop (Lines 20 to 21 to 23). Also note that the "K" belt timer counter is incremented by 1 in the floor loop and by .25 in the belt loop. This is done to slow down the belt rotations in the belt loop to that of the floor loop. At level 4, KD=0 and because of the logic test in Line 20 on KD, the program always branches to a rotation (assuming that you have not hit a wall) and the .25 increment stops slowing the loop. Consequently at Level four, the belts move 33 percent faster when the roach is on them than when he is on the floor, (an added complication to the player!).

Two arrays help speed the overall animation loop. They

COLOR COMPUTER | FLEX* | OS-9† USERS

DO YOU WANT faster running programs (over 100 times faster than BASIC)? A high level language that is also a low level language? A compiler that runs in less than 32K? Assembly language output? Position independent code? Extensive library functions in source assembly code? Periodic newsletters with new library functions? An aid in learning assembly language? Liberal version updates?

C is the language of the eighties; accepted by IBM and Bell Labs for system development: a compact, highly versatile, easy to use language, excellent to use to build games, applications, utilities, operating systems, etc.

DUGGER'S GROWING SYSTEMS with over 21 years of experience in computing was first on the market with a 6809 C compiler. The compiler has been extensively tested, revised, and proven.

DUGGER'S GROWING SYSTEMS C is a growing subset of the standard C. Version 1 contains all the necessary C commands (while, if, if else, int, char, etc.). Version 2 contains additional features (float, long, for, goto, etc.).

AN EXTENSIVE LIBRARY in assembly language source is provided (char, I/O, formatted print, filehandling, string manipulating, etc.) Color Computer version also has additional functions which use the BASIC ROM

functions (cls, polcat, floating point, etc.).

ORDER NOW (new low prices)

Color Computer C Compiler
Version 1.2 (disk version) . . \$49.95
Flex C Compiler
Version 2.3 120.00
OS-9 C Compiler
Version 1.2 95.00
C Programming Language
by Kernighan & Ritchie
(a must) 19.95
Computerware
disk assembler 49.95
Computerware Scribe
(Disk editor-text formatter) . 49.95
Shipping add \$3.00
C.O.D. and Foreign handling
add 15%

MasterCard and Visa accepted.

**DUGGER'S GROWING SYSTEMS**

Post Office Box 305 • Solana Beach
California 92075 • (619) 755-4373

DEALER INQUIRIES INVITED

Move up to **C** language compiler

*OS-9 is a trademark of Microware, Inc.
†FLEX is a trademark of Technical Systems Consultants, Inc.

DO YOU HAVE A BASIC OR ASSEMBLY PROGRAM TO SELL?

... avoid unreliable cassette tapes and recorders
and EPROM your program!

With EPACK, BASIC and assembly routines for color computer can be read from cassette tape and stored onto 2516, 2716 (single supply), 2732, 2532, 2564 and 2764 styled EPROM (21 and 25 volt). These EPROM are then inserted into MMB, a game packlike cartridge that automatically executes your program when it's inserted into the color computer ... just like the game packs.

EPACK is an excellent alternative to cassettes for programs you want to sell and for personal programs you would like to execute quickly and conveniently from a more reliable medium.

NOTE: 2732, 2764 and 21 volt capability are available optionally and are **not included** in the standard EPACK. **

EPACK consists of EPG, BROM and MMB for \$150.00

The units in EPACK are sold individually as follows:

BROM

Utility fits any memory size color computer. Its function is to process BASIC source files into a format that can be written out to EPROM by Control Craft Inc.'s EPROM programmer (EPG) ... and still be executed by the BASIC interpreter - but from EPROM, not RAM!

BROM \$25.00

EPROM PROGRAMMER (EPG)

- Zero insertion force socket
- Personality plugs configure programmer to accept 2716 (5 volt supply), 2532 and 2564 style EPROM.
- Programmer's software is included on the programmer board as firmware.
- Program sources:
 - * read cassette tape files into memory and then write file to EPROM (files are in Radio Shack format)
 - * write color computer RAM to EPROM
 - * read EPROM inserted in programmer into RAM
 - * write color computer ROM to EPROM
- Functions:
 - * test EPROM to see if it's unprogrammed
 - * read an EPROM into color computer RAM
 - * write RAM buffer out to EPROM
 - * redefine the location of the RAM buffer
 - * verify the programming of an EPROM
 - * compare the contents of RAM buffer against an EPROM
 - * edit the RAM buffer
 1. Examine/change memory locations
 2. Examine/change start buffer address
 3. Fill RAM buffer with FF hex
 - * read blocks from a cassette file into RAM
- Menu driven operation allows easy use
- Plastic case enclosed circuitry
- Gold plated edge connectors
- Self-contained unit ... no external power supplies are used
- Unit operates on any memory sized TRS-80 color computer

EPG \$105.00

MULTI MEMORY BOARD (MMB)

- Complete with support IC, sockets and decoupling capacitors
- Accepts 2516, 2716, 2532, 2732, 2564 EPROM (included in EPACK)
- Accepts 2016, 4016, 6116 static RAM*
- Max capacity of 6 memory chips
- Runs on any size TRS-80 color computer
- Board is jumper addressable to either \$C000 or \$8000
- Provisions for write protect switch, or can jumper the board to write protect RAM

- Jumpers configure the memory type used on the board. Provisions for inserting DIP switches in place of the jumpers
- Gold plated edge connector
- Each IC or IC socket has decoupling cap installed
- Plastic case is available extra, at \$7.50 (pricing is subject to change without notice) (case included in EPACK)

* RAM may not work with series E or later color computers.

MMB \$30.00

** UPGRADE (optional for EPACK or EPG)

2732-25 volt	\$15.00	2732-21 volt	\$15.00
2764-25 volt	\$15.00	2764-21 volt	\$15.00

SDUMP


OKIDATA owners know that in order to print graphics they lose their serial interface ...

NOT ANY MORE!

Now you can print Hi-res Pmode 4 graphics images, full size and detail, on your OKIDATA, EPSON and other printers, without dot addressable capacity.

Features:

- Callable from BASIC routine
- Runs stand alone with a menu
- Relocatable
- Automatically finds the start of graphics pages
- Configurable for several printers
- Fast
- Useable on 16 or 32 or 64 K machines with or without Extended BASIC
- Documented



(OKIDATA, EPSON and RS are trademarks)

Actual graphics printed on an OKIDATA printer (shown reduced)

SDUMP \$20.00

All prices subject to change without notice.

CONTROL CRAFT INC.

19270 North Hills Drive • Brookfield, WI 53005 • (414) 784-9027

Name _____

Company _____

• Address _____

City/State _____ Zip _____

Shipping address (if different from above)

Order Form: EPACK _____ @ \$150.00 = _____
 BROM _____ @ \$ 25.00 = _____
 EPG _____ @ \$105.00 = _____
 MMB _____ @ \$ 30.00 = _____
 SDUMP _____ @ \$ 25.00 = _____
 UPGRADE NO. _____ @ \$ 15.00 = _____

Wis. residents add 5% sales tax _____

Shipping & Handling: # of items _____ x \$2.00/item = _____

TOTAL ORDER: \$ _____

TO ORDER BY MAIL: SEND MONEY ORDER, CERTIFIED CHECK, CASHIERS CHECK MASTERCARD/VISA (include card number, inter-bank number, expiration date and signature).

DEALER INQUIRIES WANTED (minimum dealer order is 10 units)

FIGURE 2

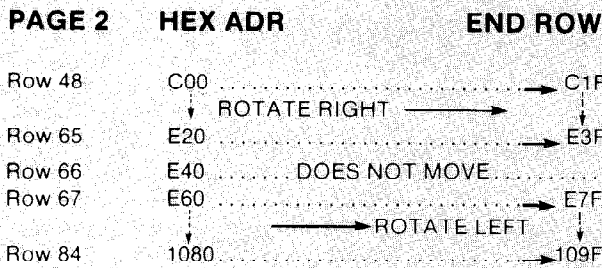


Figure 2 is a detailed layout of the screen memory locations of interest. A listing of the assembly code is figure 3. The following references to *lines* will refer to assembly listing line numbers. Rows, columns and addresses (in Hex) will describe the screen locations.

```

0001 0902          ORG 16310      START ADR
0002 3FB6 8E0C1F    LDX #C1F        LD ADR END 48
0003 3FB9 A684     LOOP1 LDA ,X      SAVE END COL
0004 3FB8 108E001F LDY #001F      COLS/ROW-1
0005 3FBF E61F     LOOP2 LDB -1,X     LD X-1 VAL
0006 3FC1 E784     STB ,X        STORE X-1 @ X
0007 3FC3 301F    DEX          DECREASE X REG
0008 3FC5 313F    LEAY -1,Y    DECREASE Y REG
0009 3FC7 26F6    BNE LOOP2    DO TIL LT COL
0010 3FC9 A784     STA ,X        LAST COL=FIRST
0011 3FCB 30883F   LEAX $3F,X   END NEXT ROW
0012 3FCE 8C0E3F   CMPX #E3F    AT END ROW 65?
0013 3FD1 2FE6     BLE LOOP1    DO TIL TRUE


0014 3FD3 8E0E60    LDX #E60     LD ADR 1STCOL67
0015 3FD6 A684     LOOP3 LDA ,X      SAVE 1STCOL
0016 3FD8 108E001F LDY #001F      COL/ROW-1
0017 3FDC E601     LOOP4 LDB 1,X      LD X+1 VAL
0018 3FDE E780     STB ,X+     STORE X+1 @ X
0019 3FE0 313F    LEAY -1,Y    DEC Y
0020 3FE2 26F8    BNE LOOP4    DO TIL RT COL
0021 3FE4 A780     STA ,X+     1STCOL=LAST
0022 3FE6 8C10A0   CMPX #10A0   @ END ROW 84?
0023 3FE9 2FEB     BLE LOOP3    DO TIL TRUE

0024 3FEB 8E0C00    LDX #C00     ADR ROW 48
0025 3FEE ECB1     LOOP5 LDD ,X++    GET 2 BYTES
0026 3FF0 ED8905FE  STD $5FE,X   OFFSET TO PG3
0027 3FF4 ED890BFE  STD $BFE,X   OFFSET TO PG4
0028 3FF8 8C10A0   CMPX #10A0   END ROW 84?
0029 3FFB 26F1     BNE LOOP5    DO TIL TRUE
0030 3FFD 39       RTS         BACK TO BASIC

```

Well, how do we do it? If you want to rotate a row to the right you must start at the right-most byte of the row. If you want to rotate to the left, you must start at the left-most byte. Otherwise, you will copy your initial byte through every column in the row. Now, referring to Figure 2 and the listing, let's go through the "rotate right" portion. Line 2 loads the address of the last byte in row 48 into the X index register. Line 3 loads the contents of the X address into the A

accumulation for safekeeping until after all the bytes have moved right. Line 4 uses the Y index register as a counter and loads the number of columns in a row minus 1 into Y. Thus we will use the value in Y to tell us when we have reached the end of the row. Line 5 loads the B accumulator with the contents of the address pointed to by the X register minus one; or just to the left of the X address. Line 6 puts the contents of the B accumulator into the X position or in BASIC $N(X)=N(X-1)$. In words, the byte on the right is given the value of the byte on the left. Line 7 moves the index pointer (X) to the left (decrements X). Line 8 subtracts one from the times you've been through the loop. Line 9 checks to see if Y is zero. If it is you are through with the row, if not then you go back to Line 5 (loop 2). Assuming that you are through with the row, Line 10 stores the A accumulator (remember what's in there?) in the X position or at this point in the program at the left-most byte of the row. Therefore, the right-most byte has now become the left-most... you've wrapped it around! Line 11 increments X to the end of the next row. Line 12 checks to see if you are at the end of row 65. If not, Line 13 branches back to a new row. If so, then continue to Line 14 (rotate left).




Lines 14 through 23 rotate rows 67-84 to the left in a very similar fashion. Lines 24 through 30 do a selective *PCOPY* from page 2 (rows 48 through 84) to pages 3 and 4. Use of the double accumulator D (A+B) speeds the copying by a factor of almost two. The key is Lines 26 and 27 where the store command is used in its extended, indexed/offset mode of operation. After the double X increment, Line 26 writes every two-byte element on page 2 to the corresponding two bytes on page 3. ($5FE+2=600$ =the page to page distance). Line 27 does the same thing except with a 2 page offset ($BFE+2=COO$). Lines 28 and 29 test to see if you have gotten to the end of row 84. If you have, then you are ready to return to BASIC (Line 30-RTS).

Well, that's all for now, folks! If you still have problems or questions call (703) 775-7018 after 6:00 p.m., write John Fraysse, Box 822, Dahlgren, VA 22448, or come see me. We'll go sailing on the Chesapeake and discuss it! (We *race* every Monday afternoon!)



LEARN A SECOND LANGUAGE ON YOUR COLOR COMPUTER • NEW • EXCITING • EASY

Creative Courseware using the latest technology and Professional Programming



- Fulfill your educational objectives
 - Have fun learning a new language
 - Expand your children's horizons.
 - Improve your job potential
 - Young and old can learn
 - Affordable, only pennies per hour.
- **SEE** — High quality visuals, not dotted graphics
 - **HEAR** — High quality audio as spoken by natives
 - **UNDERSTAND** — Through programmed instruction
 - **RESPOND** — Branching, and looping insure learning.

Our Lessons Teach You to HEAR and THINK in a Second Language

These lessons are for you if you:

- Think you can't learn
- Have had previous difficulties
- Want to start out right
- Want language success

Lessons Now Available in Spanish, English and French

- Color Computer with 16K RAM and tape recorder required
- SLU-1: People, Persons & Family
- SLU-2: Stand, Walk & Run
- SLU-3: Smile, Eat & Talk
- SLU-4: House
- SLU-5: Open & Closed
- SLU-6: Furniture & Appliances
- SLU-7: Meals
- Vocabulary #1, 2 & 3: 200 words each

Other Lessons and Languages Available Soon

Special Values

Special Value #1

SLU 1-3, VOCAB 1, and Lesson Control A **\$129.75** Value for only **\$99.95**.
SV-1 (specify language desired).... \$99.95

Special Value #2

SLU 1-7, VOCAB 1-3, and Lesson Control A **\$249.45** Value for only **\$199.95**.
SV-2 (specify language desired)... \$199.95

Demonstration Lesson (for the doubter)

DEMO-1 \$9.95

Individual Lessons:

(specify language desired)

Second Language Usage (SLU) \$19.95

Vocabulary (SL) \$19.95

Lesson Control: (only one copy needed for all lessons and languages)

LC-CC \$49.50

HOW TO HEAR AND THINK IN A SECOND LANGUAGE

Skilled linguists have developed our series of second language programs. The lessons utilize the power of programmed instruction wherein you are advanced to new material only after satisfactory learning has occurred at the current level. Our techniques teach you how to think in a language without initially using any printed text material. No mental translation to your native language is required. You learn as a child does, hearing and speaking before reading. The computer both tutors and keeps track of progress as it moves you forward (or backward when review is necessary). AUDIO plus VISUALS plus INTERACTIVE RESPONSE establish the learning process, and literally THOUSANDS of visuals help seal-in the sound patterns of your new language.

All of our lessons are interactive and user friendly; yet, you are unaware of the complex course structure involved. For example: Lesson SLU-1 uses the theme of PEOPLE, PERSONS & FAMILY to teach the use of nouns to name things, to classify them into categories, and to identify members of a group. Sentence structure is developed using the verb 'be' and its relationship to nouns and adverbs, including plural forms and inversions. Noun structure using definite and indefinite articles, and regular and irregular plural forms is also presented. The other lessons are similarly designed. In addition, each VOCABULARY LESSON presents approximately 200 visuals and 200 words that are integrated into the learning process.

While the foregoing might seem complex, and it is, IT IS ALSO THE REASON OUR COURSEWARE CAN TEACH LANGUAGES. If you have tried 'game' or 'tape' language programs you know that they are ineffective. Our programs can teach you a language because we have successfully combined expert authoring of programmed courseware with **audio & visuals & response & branching** into a powerful tutorial package.

DEALER INQUIRIES ACCEPTED

We have a broad range of Audio Visual Computer Aided Instruction under development. Some users of our courseware might include Day Care Centers, Schools (public and private), institutions in various categories, individuals and language tutors.

ABSOLUTELY NO RISK

You may examine your order for 15 days. If you decide not to take advantage of the lesson(s) simply return in good condition for a full refund or cancellation of credit card charges.

*WE PAY UPS IN USA

(street address required for UPS)
*Add \$2.00 if US Mail desired.

*Add 15% for foreign, APO & FPO (Remit in US Funds)
*Virginia Orders add 4% sales tax
*Mail credit card orders please include all card information

WE ACCEPT

- VISA and MASTER CARD
- Money Orders
- Certified Checks
- Other Checks (must clear before shipment)

FREE ORDER LINE 1-800-368-6300

FOR VIRGINIA ORDERS AND OTHER CALLS:
1-804-463-6300

BASIC PROGRAMS, INC.
236 Mustang Trail, #102
Virginia Beach, VA 23452

FLYING THE 'SOPWITH COCO'

an instrument flight simulation in real time

By William G. Franklin

Instrument Flight Simulator is a real-time representation of an instrumented light plane. The instrument indications fairly accurately represent the responses and reactions of a typical light plane, handled gently. The navigation is based on an X-Y plot and can be considered accurate within the range of the aircraft (earth curvature disregarded).

Some of the more realistic responses are:

- Gradual increases in rpm, airspeed, and vertical velocity.
- Correct response of airspeed versus climb/descent (i.e. if you are flying straight and level and pull back the throttle, the aircraft will descend; or forward on the throttle, the

(Editor's Note: We believe Instrument Flight Simulator to be a first-rate program of special interest to pilots or, at the very least, those with some knowledge of instrument flying. It is not an arcade type game, but a serious exercise that requires some brain-busting decisions, even for an experienced pilot. It is an excellent example of a computer simulation, but it is not for the uninitiated.)

aircraft will climb).

- A lagging response on the vertical velocity indicator.
- For fixed throttle and up pitch, a decreasing rate of climb to the maximum 10,000 feet altitude.
- An outstanding navigational package which can be positionally applied to a real map or a hypothetical map for practice.

The program will run on 16K Extended Color. To do this, it is necessary to chop the input prompts. Explanation of the abbreviations follows.

- BRG—angular position of 0-360 degrees (0 at top and clockwise rotation) of a nav-aid or the aircraft.
- DISTANCE—distance in miles of the nav-aid or aircraft from the reference position.
- RWY HDG—runway heading of an ILS airfield.
- HDG—heading, or direction of travel, of the airplane.
- WIND DIR—wind direction 0-360 degrees.
- VEL—velocity of wind in miles per hour.
- FUEL—fuel amount in gallons; maximum 24.

I have provided two examples of how stations may be input, and a sketch to help understand the ILS system. Once the station input system is understood, it is relatively easy to re-input the data on subsequent flights, perhaps changing only the aircraft position if you are starting from a different point.

To use *Instrument Flight Simulator*, load and *RUN*. If you wish you may enter "0" in all the input prompts to get to the instrument panel for the familiarization phase.

The aircraft is a single engine, light plane. It is not aerobatic and will not stall unless you are gliding down out of gas; then, if you allow airspeed to go below 50 mph, look out! Fuel capacity is 24 gallons and use rate is six gallons per hour at 2,000 rpm. Absolute ceiling is 10,000 ft. It will cruise at 120 mph at 2000 rpm straight and level.

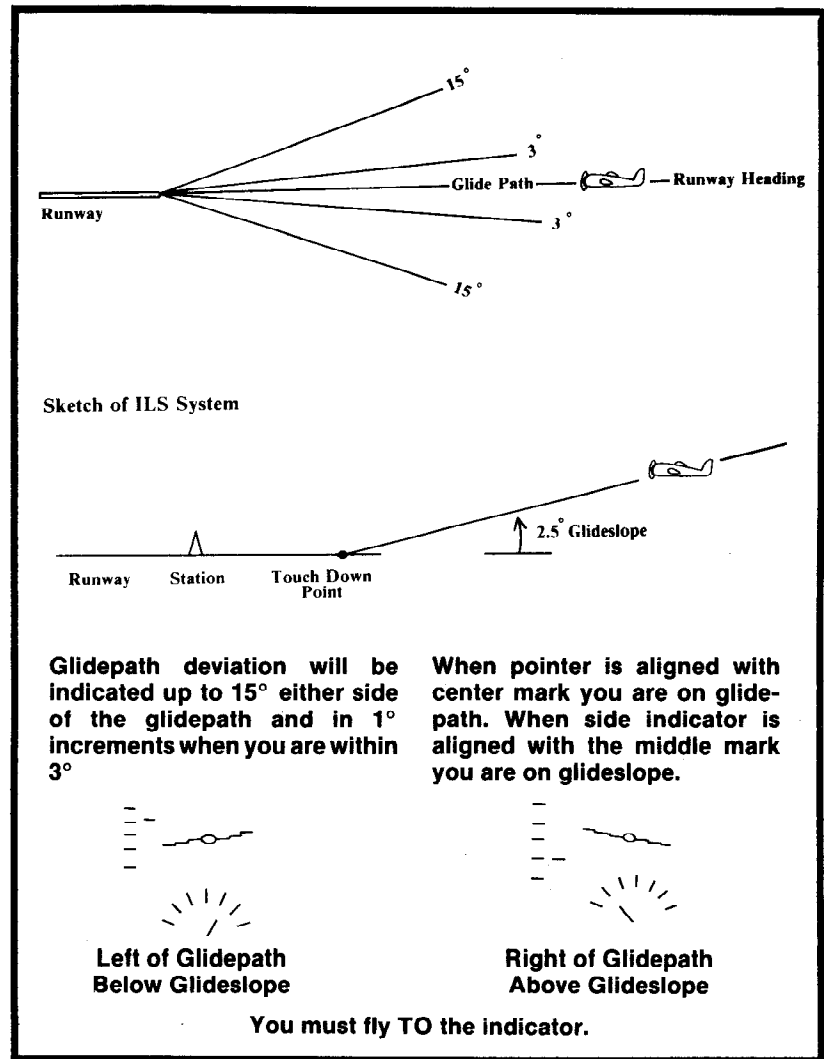
The Instruments

Starting from the top left and going counterclockwise the instruments and their function will be described.

- 1) Top left: Air Speed Indicator. Scale reads in miles per hour x 100.
- 2) Middle left: rpm indicator. Scale reads engine revolutions per minute x 1,000.
- 3) Lower left: D/F Dial (direction finding). Scale calibrated in 30 degree increments for direction. Pointer will indicate bearing to station selected. Dot indicates heading of the aircraft.
- 4) Lower left box: DME (distance measuring equipment). Gives miles and tenths to station selected (up to 99.9 miles for a TACAN or 9.9 miles for ILS).
- 5) Lower middle box: Station selected. Gives number of the navigational aid station selected.
- 6) Lower right box: Elapsed time clock. Reads hours and minutes of elapsed time.
- 7) Lower right: Fuel gauge. Capacity 24 gallons. Aircraft uses six gallons per hour at 2,000 rpm.
- 8) Middle right: VVI (vertical velocity indicator). Indicates in feet per minute x 1000 the rate of climb or descent. This instrument does not indicate an immediate response, but lags actual vertical velocity and will "catch up."
- 9) Upper right: Altimeter. Short pointer indicates altitude in feet x 1,000; long pointer is a vernier and is feet x 100.
- 10) Top center: Course readout. Indicates the heading of the aircraft in degrees. This is a more precise indication than the dot on the D/F dial.
- 11) Middle: Flight director. Scale at bottom indicates turn rate. Left side scale is for aircraft pitch. Scale at top is deviation from glide path in one-degree steps. Scale at right is deviation from glide slope in 1/2-degree increments. Aircraft representation in center represents pitch and bank of the aircraft.

Navigation

While it is beyond the scope of this article to teach flying and navigation, a short explanation will help in understanding the navigational instruments and indications.



At the beginning of the program, you must input the locations of the stations you will be using to navigate by. Stations 1, 2, and 3 are ILS (instrument landing system); stations 4, 5, and 6 are TACAN (tactical air control and navigation); stations 7, 8, and 9 are ADF (automatic direction finding).

ADF. When an ADF station is selected, the pointer on the D/F dial will indicate the bearing to that station.

TACAN. When a TACAN station is selected, the pointer on the D/F dial will indicate the bearing to that station and the distance to that station will be indicated in the DME box. The range limit for a TACAN is 99.9 miles.

ILS. When an ILS station is selected, to get instrument readings you must be within 9.9 miles of the station and within ± 15 degrees of the runway heading, otherwise the signal cannot be received. The bearing to the station will be indicated on the D/F dial and the distance indicated in the DME box. In addition, you will have deviation from glide path indicated at the top of the flight director and deviation from glide slope indicated on the right side of the flight director. In both cases, the indicator shows where the proper position is and you must fly toward that position (i.e. chase the indicator). At this point remember that the "0" deviation mark is the position of your aircraft—do not confuse the pitch and bank indicator with readings on these indicators—especially the glide slope indicator.

Genesis Software

presents

Color Computer Programs

★ Secret Of The Crypt **New!!!**

The *BIG* adventure continues. The sequel to the popular "Enchanted Forest" is here! You'll move in more than 50 hi-res, 3-D graphic scenes searching for clues in an attempt to enter the crypt. But beware, the trail to the crypt is beset with puzzlements. In fact, the crypt's secret will remain a mystery to all but the most adventuresome. Requires 32K extended basic.

Tape cassette (postage paid).....\$21.95

★ Bigfoot

Hunt Bigfoot in a hidden maze of caverns and twisting tunnels that are displayed in hi-res graphics as you move. Seek out the lair of Bigfoot while avoiding perils along the way. Features multiple levels and many options of play. Each hunt takes place in a new, randomly generated maze. Challenging and fun. Requires 32K extended basic.

Tape cassette (postage paid).....\$21.95

★ The Enchanted Forest

The *BIG* adventure in hi-res graphics. Move through more than 50 scenes on a quest to rescue the captive princess. Decisions are made according to visual clues, not text. There are many inhabitants in the Enchanted Forest — some are friendly, some are not. This is a sophisticated computer adventure — a real challenge. A must for your adventure library. Requires 32K extended basic.

Tape cassette (postage paid).....\$21.95

(The Enchanted Forest was reviewed in the Dec. 1982 issue of Rainbow).

★ The Game Show

Now a lively party game where two teams compete against the clock to name several items in a category. Includes 60 rounds with color graphics and sound. Machine language routine for fast response. Requires 16K extended basic and joysticks.

Tape cassette (postage paid).....\$19.95

(The Game Show was reviewed in the Jan. 1983 issue of Rainbow).

Genesis Software

P.O. Box 936, Manchester, Mo. 63011

Personal checks welcome - no delay.
Missouri residents add 5.625 percent sales tax.

The positions of the various navigational aid stations are input at the beginning of the program. All input bearings and distances are referenced to a "0" point on a map, and this point does not necessarily have to be one of your stations. Stations 1, 2, and 3 are ILS stations and require a bearing (BRG) and distance from the reference point and a runway heading (RWY HDG). Stations 4, 5, and 6 which are TACAN stations, and 7, 8, and 9 which are ADF stations require only bearing and distance inputs.

While ILS stations are obviously the locations of airports, the TACAN and ADF stations may be located elsewhere, and frequently are. This can present a navigational challenge to the CoCo flyer.

As you enter the station, location information bearing is in degrees (0-360), distance is in miles, and runway heading is in degrees (0-360). If you make an error while entering position information, simply punch on through and re-enter on the next station prompt. Do not try to enter more than one station position per station number, as only the last information entered is valid. When you have entered all your desired information, on the "STATION #" prompt enter "0" and the program will advance to the next input routine. Any stations that you have not entered data for will reflect the position of the reference spot.

After you have exited the navigational input routine, you will have prompts to position the airplane. These inputs are identical to an ILS station input. Presumably, you will want to place the airplane on one of your ILS airports and headed (HDG) in the same direction as the runway. Next input is fuel, 1-24 gallons.

The next prompt will ask for a wind direction and then a wind velocity (and you thought this wasn't real?). Direction is in degrees, 0-360, and velocity in miles per hour. Remember, wind direction is the compass heading that the wind is coming *from*.

Flying

The right joystick is the throttle; left joystick controls the elevators and ailerons/rudder. The joysticks are a little touchy, especially on the turn rate, however, this is a compromise between having a turn rate that won't take all day for a turn and having gentle control for straight and level. For best simulation the joysticks should be moved slowly and smoothly (you probably wouldn't be violent in an actual airplane, either).

The throttle should be pulled back all the way prior to starting, else you may already have airspeed by the time the panel appears. On start up, there will be no figures in the course readout at top center. However, as soon as the aircraft moves, course heading will appear. If the aircraft is not moving the navigational aids will not be updated. Therefore, you cannot use the different stations to determine your position if you are sitting still on the runway.

To select a navigational aid simply press the key (1-9) of the station you wish to use. If you are within range, 9.9 miles and ± 15 degrees for an ILS, or 99.9 miles for a TACAN the instruments will indicate accordingly. There is a 200-mile range limit for the ADF. If you are out of range of an ILS or TACAN station you will lose all pointers and milcage indications. When you come back in range the information will again be displayed. To turn off your navigational aid receiver press "0" and all indicators will disappear.

To navigate with any degree of accuracy, you should use some sort of map, actual or homemade, so that bearings and

MIND YOUR OWN BUSINESS WITH HOMEBASE™

The TRS-80* Color-Computer
DATABASE ENHANCED

Database Management, Word Processing and Spread Sheet Calculations in One Integrated Package

Business Applications

- Real Estate
- Ledgers
- Mailing Lists
- Single Letters
- Memos
- Phone Lists
- Form Letters
- Charts
- Business Reports
- Inventories
- Income Tax Preparation
- Property Maintenance
- Property Rentals
- Receivables
- Payables
- Order Entry
- Business Contacts
- Appointments
- Client Profiles
- Document/Article Indexing
- Lab Reports
- Personnel Records
- Student Grades
- Budgets

Homebase is Easy to Use

- No programming required. All options are displayed in menus. HOMEBASE automatically requests all required data and edits every entry.
- All commands are single key stroke.
- Full screen editing for text entry.
- Complete cursor control for entering names, titles, notes, comments and all other data.
- Over 100 pages of well organized and easy to use documentation with complete descriptions of every command, and examples.
- Requires 32K of memory, DISK BASIC and only one disk drive. No equipment modifications required.
- Fast response to all commands including search and sort.

Enhancement:

- A tutorial/demonstration file with step-by-step instructions.

Custom Report Writer For Data Management Files

- Merge data management files with text files
- Print one document per data record.
- Print one document for multiple data records by using a data field as a key for matching records.
- Use all printer control options.
- Print multiple copies.
- Print selected data records.
- Store multiple formats on a single TEXT file.
- Alter formats while using the REPORT WRITER or TEXT PROCESSING program.

Data Management

- Define 50 data fields, including a comment field, in a single record. Dates, time of day, phone numbers and dollar amounts are automatically formatted. You may also define 24 scratch-pad data fields not contained within your data records.
- Reorganize records by moving data fields within records or by moving records within a file. You may sort records in ascending or descending order using record names you assign or data values.
- Manage files by searching, deleting, clearing, duplicating, and displaying any data or record. Add, subtract, multiply, divide, or summarize any data field. Use any command on a single record or selected group of records. You may also selectively process any single data field or group of data fields.
- Print files using automatic

formatting with options to print report titles, a report date, page numbers, record names, and data field names. Print all or selected data fields or records.

Enhancements:

- Variable length alpha/text data fields.
- Use 1 or 2 disk drives.
- Range search for alpha/text data fields and record names.
- Calculator mode for entering new data field values while performing calculations and automatically displaying the results of calculations.
- Extended sort which permits sorting on any position within a comment alpha/text data field.
- Separate printer drivers for NEC and OKIDATA printers.

Text/Word Processing

- Define 250 screens of text you can search, sort, display, or print. Reference or select records using

record names you assign or by searching for any word or phrase within text records.

- Edit text by duplicating, moving, clearing, searching and replacing, deleting, or reordering entire records of text or portions of text records. Print the text record appearing on the screen to review before final print.
- Format labels, memos, letters, and other documents for printing with embedded printer controls for paging, skipping lines, and changing character fonts. Program controls provide for setting; right and left margins, lines per page, page width, horizontal tabs, and line spacing. Reuse control settings or change when desired. Print multiple copies. Merge text records to produce a form letter for an address file.

Enhancements:

- Use 1 or 2 disk drives.
- A separate printer driver for NEC and OKIDATA printers.
- Page numbering.
- Print page headings.
- Page backwards or forwards.

Utilities for Data Management and Word Processing

- Generating new files from old files.
- Merging files.
- Duplicating files.
- Moving data between files.
- Summarizing files.
- Moving files from diskette to diskette using a single drive.
- Saving files to cassette and reloading from cassette.
- File synchronizing.
- Print disk directory

Enhancements:

- Rename files.
- Extended summarize and update.

ORDER TOLL FREE 800-334-0854

Credit card holders call toll free: 800-334-0854, extension 887 in North Carolina call: 800-672-0101, extension 887 or send a check or money order for \$75 + \$5 for handling charges to:
HOMEBASE™ COMPUTER SYSTEMS
P.O. Box 3448, Durham, N.C. 27702

90 day warranty

N.C. residents add 4% for sales tax. Allow 1 to 3 weeks delivery.

HOMEBASE™ is a trademark of HOMEBASE™ COMPUTER SYSTEMS, a subsidiary of Small Business Systems, Durham, N.C. (919) 544-5408.

*TRS-80 is a trademark of Tandy Radio Shack, Inc.

distances can be correlated to flight path and position. If you only want to practice approaches you may bypass the station inputs (in which case all entries for them are "0"), set your airplane at "0" bearing, "0" miles, "0" heading, fill up with fuel and go. You can then practice touch-and-go ILS approaches without having to set up a more elaborate station network.

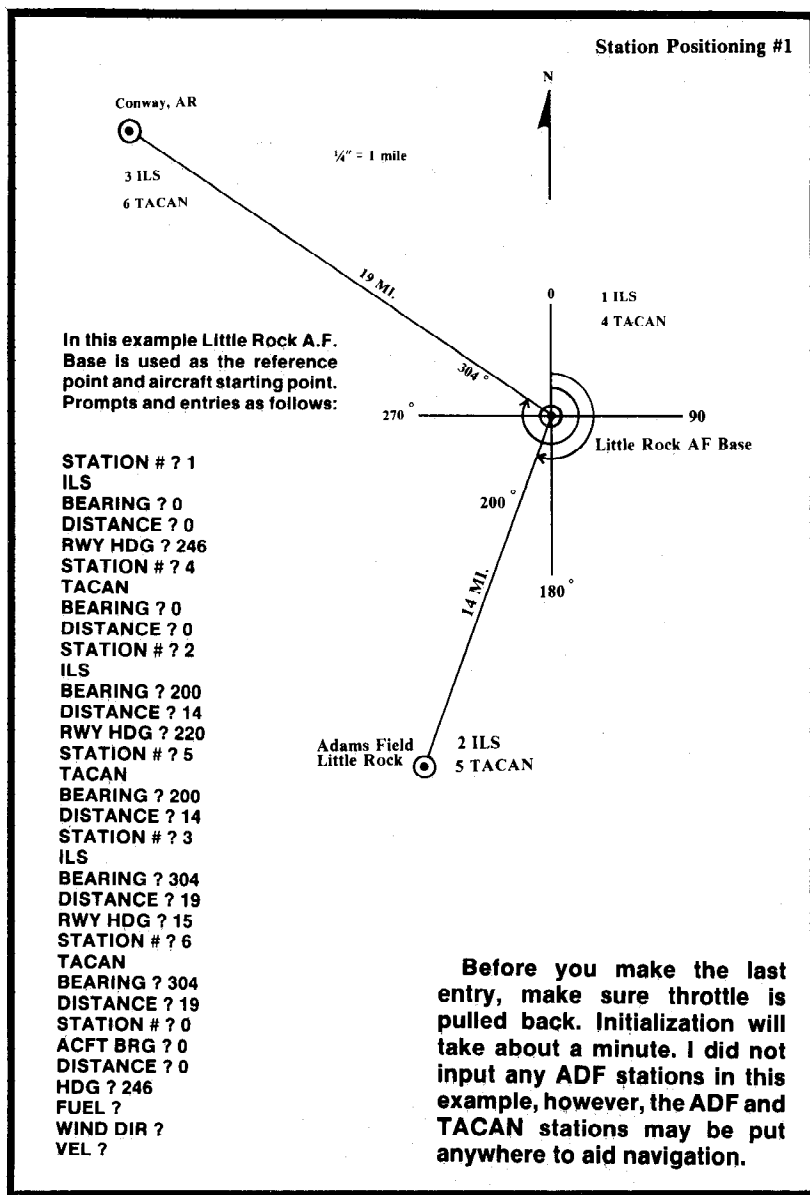
As you near touchdown on an ILS approach, you don't have to be many feet off the glide path and glide slope for the indicators to show quite a departure. This is normal and if you are on glide path and glide slope you should be around 200 feet altitude at one mile on the DME. At this point you are required to proceed visually. Since we have no visual, if you proceed on and touch down at approximately 0.2 DME with no more than ± 2 degrees glide path error, you may walk away from this landing.

Although you only have approximately four hours of fuel, no matter where you land you can still input the same station locations and continue on. The only change would be your aircraft position if you wanted to continue from whatever cow pasture you landed in (and could estimate its bearing and distance from the original reference point). If you are looking for a whiz-bang fighter plane with lots of action, then this is not for you. The *CoCo Instrument Flight Simulator* does present many parameters of flight in a fairly realistic display. It can present an interesting challenge in getting from point A to point B by spacing the navigational aids sparingly, and by using a wind input. Just as in flying there are periods where there won't be much "controlling" to do if you are going a long distance.

The instruments are not labeled as to function, but their appearance is close to the real thing and recognition can be quickly learned.

The program originally went slightly over 16K, but to make it available to a wider group of users some of the "nice to have" parts were trimmed (i.e. instrument labels and more lengthy input prompts). I hope this will satisfy some of the calls for a CoCo airplane (Scott, are you there?). So file your flight plan and "Off we go..."

Instrument Flight Simulator runs on a 16K machine; however, you must execute a CLEAR 100 prior to running. If you have a 32K machine first type in the *Instrument Flight Simulator* program, then type in the supplemental listing. This listing gives the following improvements: 1) Input prompts are more descriptive and those stations that already have inputs are listed. 2) A reminder to retard the throttle and a short message on the screen during initialization. 3) Any station for which you have not input coordinates *does not* revert to the reference position as in the basic program. 4) The XX.X in the DME box will blink if you select a station but are out of range; however, it will not blink if you



select a station for which you have not input a position.

Supplemental Listing for those with 32K. The following lines should be added, or altered as indicated, once the 16K main listing has been typed in. That listing begins on page 60.

```

30 FOR S=1 TO 9:N(S)=0:NEXT
40 GOTO 55
50 CLS:PRINT"YOU HAVE ENTERED CO
ORDINATES FOR THE FOLLOWING STATI
ONS:"
53 PRINTS$(1);:PRINTS$(2);:PRINT
S$(3);:PRINTS$(4);:PRINTS$(5);:P
RINTS$(6);:PRINTS$(7);:PRINTS$(8
);:PRINTS$(9)
55 PRINT:INPUT"WHAT STATION NUMB
ER (0-9)";S:IF S>9 THEN 50
70 PRINT:PRINT"STATION";S;" IS AN
ILS":INPUT"STATION BEARING (0-3

```

Telewriter-64TM

the Color Computer Word Processor

- 3 display formats: 51/64/85 columns × 24 lines
- True lower case characters
- User-friendly full-screen editor
- Right justification
- Easy hyphenation
- Drives any printer
- Embedded format and control codes
- Runs in 16K, 32K, or 64K
- Menu-driven disk and cassette I/O
- No hardware modifications required

THE ORIGINAL

Simply stated, Telewriter is the most powerful word processor you can buy for the TRS-80 Color Computer. The original Telewriter has received rave reviews in every major Color Computer and TRS-80 magazine, as well as enthusiastic praise from thousands of satisfied owners. And rightly so.

The standard Color Computer display of 32 characters by 16 lines without lower case is simply inadequate for serious word processing. The checkerboard letters and tiny lines give you no feel for how your writing looks or reads. Telewriter gives the Color Computer a 51 column by 24 line screen display with *true lower case characters*. So a Telewriter screen looks like a printed page, with a good chunk of text on screen at one time. In fact, more on screen text than you'd get with Apple II, Atari, TI, Vic or TRS-80 Model III.

On top of that, the sophisticated Telewriter full-screen editor is so simple to use, it makes writing fun. With single-letter mnemonic commands, and menu-driven I/O and formatting, Telewriter surpasses all others for user friendliness and pure power.

Telewriter's chain printing feature means that the size of your text is never limited by the amount of memory you have, and Telewriter's advanced cassette handler gives you a powerful word processor without the major additional cost of a disk.

...one of the best programs for the Color Computer I have seen...

— Color Computer News, Jan. 1982

TELEWRITER-64

But now we've added more power to Telewriter. Not just bells and whistles, but major features that give you total control over your writing. We call this new supercharged version Telewriter-64. For two reasons.

64K COMPATIBLE

Telewriter-64 runs fully in any Color Computer — 16K, 32K, or 64K, with or without Extended Basic, with disk or cassette or both. It automatically configures itself to take optimum advantage of all available memory. That means that when you upgrade your memory, the Telewriter-64 text buffer grows accordingly. In a 64K cassette based system, for example, you get about 40K of memory to store text. So you don't need disk or FLEX to put all your 64K to work immediately.

64 COLUMNS (AND 85!)

Besides the original 51 column screen, Telewriter-64 now gives you 2 additional high-density displays: 64 × 24 and 85 × 24!! Both high density modes provide all the standard Telewriter editing capabilities, and you can switch instantly to any of the 3 formats with a single control key command.

The 51 × 24 display is clear and crisp on the screen. The two high density modes are more crowded and less easily readable, but they are perfect for showing you the exact layout of your printed page, *all on the screen at one time*. Compare this with cumbersome "windows" that show you only fragments at a time and don't even allow editing.

RIGHT JUSTIFICATION & HYPHENATION

One outstanding advantage of the full-width screen display is that you can now set the screen width to match the width of your printed page, so that "what you see is what you get." This makes exact alignment of columns possible and it makes hyphenation simple.

Since short lines are the reason for the large spaces often found in standard right justified text, and since hyphenation is the most effective way to eliminate short lines, Telewriter-64 can now promise you some of the best looking right justification you can get on the Color Computer.

FEATURES & SPECIFICATIONS:

Printing and formatting: Drives any printer (LPV/VII/VIII, DMP-100/200, Epson, Okidata, Centronics, NEC, C. Itoh, Smith-Corona, Terminus, etc).

Embedded control codes give full dynamic access to intelligent printer features like: underlining, subscript, superscript, variable font and type size, dot-graphics, etc.

Dynamic (embedded) format controls for: top, bottom, and left margins; line length, lines per page, line spacing, new page, change page numbering, conditional new page, enable/disable justification.

Menu-driven control of these parameters, as well as: pause at page bottom, page numbering, baud rate (so you can run your printer at top speed), and Epson font. "Typewriter" feature sends typed lines directly to your printer, and Direct mode sends control codes right from the keyboard. Special Epson driver simplifies use with MX-80.

Supports single and multi-line headers and automatic centering. Print or save all or any section of the text buffer. Chain print any number of files from cassette or disk.

File and I/O Features: ASCII format files — create and edit BASIC, Assembly, Pascal, and C programs, Smart Terminal files (for uploading or downloading), even text files from other word processors. Compatible with spelling checkers (like Spell 'n Fix).

Cassette verify command for sure saves. Cassette auto-retry means you type a load command only once no matter where you are in the tape.

Read in, save, partial save, and append files with disk and/or cassette. For disk: print directory with free space to screen or printer, kill and rename files, set default drive. Easily customized to the number of drives in the system.

Editing features: Fast, full-screen editor with wordwrap, block copy, block move, block delete, line delete, global search and replace (or delete), wild card search, fast auto-repeat cursor, fast scrolling, cursor up, down, right, left, begin line, end line, top of text, bottom of text; page forward, page backward, align text, tabs, choice of buff or green background, complete error protection, line counter, word counter, space left, current file name, default drive in effect, set line length on screen.

Insert or delete text anywhere on the screen without changing "modes." This fast "free-form" editor provides maximum ease of use. Everything you do appears immediately on the screen in front of you. Commands require only a single key or a single key plus CLEAR.

*...truly a state of the art word processor...
outstanding in every respect.*

— The RAINBOW, Jan. 1982

PROFESSIONAL WORD PROCESSING

You can no longer afford to be without the power and efficiency word processing brings to everything you write. The TRS-80 Color Computer is the lowest priced micro with the capability for serious word processing. And only Telewriter-64 fully unleashes that capability.

Telewriter-64 costs \$49.95 on cassette, \$59.95 on disk, and comes complete with over 70 pages of well-written documentation. (The step-by-step tutorial will have your writing with Telewriter-64 in a matter of minutes.)

To order, send check or money order to:

Cognitec
704 Nob Street
Del Mar, CA 92014

Or check your local software store. If you have questions, or would like to order by Visa or Mastercard, call us at (619) 755-1258 (weekdays, 8AM-4PM PST). Dealer inquiries invited.

(Add \$2 for shipping. Californians add 6% state tax. Allow 2 weeks for personal checks. Send self-addressed stamped envelope for Telewriter reviews from ECN, RAINBOW, 80-Micro, 80-U.S. Telewriter owners: send SASE or call for information on upgrading to Telewriter-64. Telewriter-compatible spelling checker (Spell 'n Fix) and Smart Terminal program (Colorcom/E) also available. Call or write for more information.)

Apple II is a trademark of Apple Computer, Inc.; Atari is a trademark of Atari, Inc.; TRS-80 is a trademark of Tandy Corp; MX-80 is a trademark of Epson America, Inc.



```

60) "JA:A=A/57.29:INPUT"STATION D
ISTANCE (MILES)"ID:D=D*5280: SX (S
)=D*COS(A):SY(S)=D*SIN(A):INPUT"
RUNWAY HEADING (0-360)"IX:RB(S)=
INT(X)/57.29:S*(S)=STR*(S):N(S)=
1:GOTO 50
80 PRINT:PRINT"STATION";S;"IS A
TACAN":GOTO 100
90 PRINT:PRINT"STATION";S;"IS AN
ADF":GOTO 100
100 INPUT"STATION BEARING (0-360
)"JA:A=A/57.29:INPUT"STATION DIS
TANCE (MILES)"ID:D=D*5280: SX(S)=
D*COS(A):SY(S)=D*SIN(A):S*(S)=ST
R*(S):N(S)=1:GOTO 50
110 CLS:PRINT:INPUT"AIRCRAFT BEA
RING (0-360)"JA:A=A/57.29:INPUT"
AIRCRAFT DISTANCE (MILES)"ID:D=D
*5280:TX=D*COS(A):TY=D*SIN(A):IN
PUT"AIRCRAFT HEADING (0-360)"IX:
CS=INT(X)
120 INPUT"GALLONS OF FUEL (MAX 2
4,USES 6 GPH @ 2000 RPM)"IX:IF
X>24 THEN FR=12 ELSE IF X<0 THEN
FR=-12 ELSE FR=X-12
130 PRINT:INPUT"WIND DIRECTION (
0-360)"IX:WA=INT(X)+180:INPUT"WI
ND VELOCITY (MPH)"IX:WS=INT(X)
135 CLS:PRINT:PRINT
140 Z=JOYSTK(0):X=JOYSTK(1):IF X
<63 THEN PRINT@64,"PLEASE PULL T
HROTTLE BACK":GOTO 140
145 CLS
150 PRINT:PRINT:PRINT"PLEASE STA
ND BY. AIRCRAFT IS BEING SERV
ICED."
1640 IF S=0 OR N(S)=0 THEN GOSUB
1710 ELSE GOSUB 1810
1710 IF D7=15 AND N(S)=0 THEN RE
TURN ELSE LINE(30,160)-(SX,SY),P
RESET:DRAW"C0;BM03,170;XA*(D7);B
M-10,0;XA*(D6);BM-7,0;XA*(D5);C1
;XA*(15);BM+7,0;XA*(15);BM+10,0;
XA*(15);":LINE(128,40)-(IX,IY),P
RESET:CIRCLE(162,92+BX),1,0,.1:D
7=15:D6=15:D5=15
8025 IF AL<5 THEN AL=0

```

FLIGHT SIMULATOR

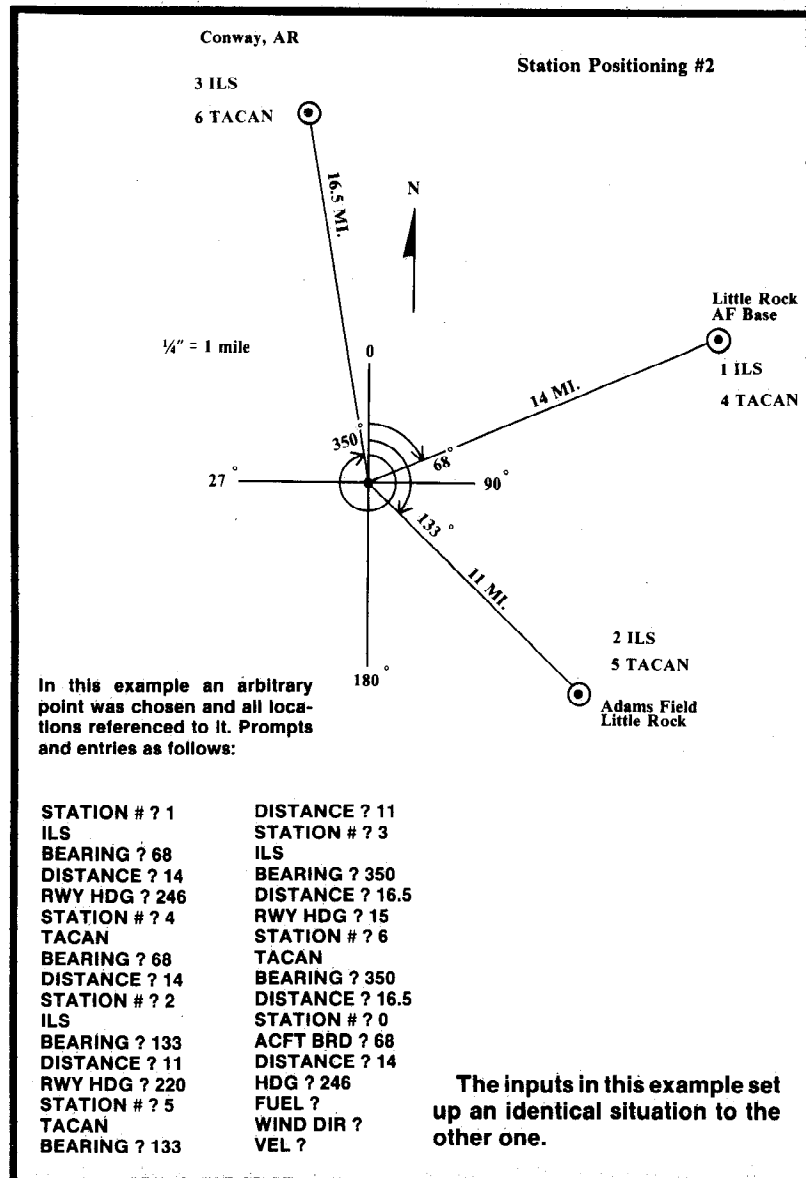
380	041F
1200	0841
1650	0B67
1960	0FA2
5200	132C
5800	1924
END	1D47

The listing:

```

1 PRINT"COPYRIGHT WILLIAM G. FRA
NKLIN 1982"
50 PRINT:INPUT"STATION #";S:IF S
>9 THEN 50
60 ON S+1 GOTO 110,70,70,70,80,8
0,80,90,90,90
70 PRINT"ILS":INPUT"BEARING"JA:A
=A/57.29:INPUT"DISTANCE"ID:D=D*5
280: SX(S)=D*COS(A):SY(S)=D*SIN(A
):INPUT"RWY HDG"IX:RB(S)=INT(X)/
57.29:GOTO 50
80 PRINT"TACAN":GOTO 100
90 PRINT"ADF":GOTO 100
100 INPUT"BEARING"JA:A=A/57.29:I

```



```

INPUT"DISTANCE"ID:D=D*5280: SX(S)=
D*COS(A):SY(S)=D*SIN(A):GOTO 50
110 INPUT"ACFT BRG"JA:A=A/57.29:
INPUT"DISTANCE"ID:D=D*5280:TX=D*
COS(A):TY=D*SIN(A):INPUT"HDG"IX:
CS=INT(X)
120 INPUT"FUEL"IX:IF X>24 THEN X
=24 ELSE IF X<0 THEN X=0 ELSE FR
=X-12
130 INPUT"WIND DIR."IX:WA=INT(X)
+180:INPUT"VEL"IX:WS=INT(X)
170 DIMA*(15):FOR X=0 TO 15:READ
A*(X):NEXT X
210 PMODE4,1:PCLS0:GOSUB5000
300 Q7=1:Q6=1:Q5=1:Q8=.01:H=0:AL
=0:C7=9:C6=9:C5=9:LR=40:P1=1:TIM
ER=0
320 H=TIMER:TIMER=0:TH=TH+H
330 Z=JOYSTK(0):R=63-JOYSTK(1):B
=JOYSTK(2)-31:EP=(JOYSTK(3)-31)/

```



ENDICOTT SOFTWARE

JOYSTICKS


DEALER & CLUB INQUIRIES INVITED



AFFORDABLE

**ONLY
\$19.95**

**TWO FOR
\$37.95**



"...provided the best feel of all the joysticks tested. ... (a) rugged unit at an affordable price."
- 80 MICRO, March 1983

"In use, we found the ENDICOTT JOYSTICK to be smooth and responsive."
- the RAINBOW, October 1982

Tired of broken joysticks? We offer an affordable joystick based on proven components. Each unit is hand assembled and checked to ensure **reliability**. The handles and internal mechanism have proven to be extremely **rugged** and reliable under extensive use with arcade-type games. The pots function smoothly to provide excellent cursor/character control. Get your joystick programs working the way they **should!** Our joysticks are backed by a 90 day warranty on material and labor.

EXCELLENT PROGRAMS FROM LEADING SOFTWARE HOUSES



PRICKLY-PEAR SOFTWARE 15% OFF

- ★ **FLIGHT** Realistic flight simulator \$19.95 \$16.95
- ★ **8-BIT BARTENDER** Party fun 100 + recipes. \$19.95 \$16.95
- ★ **VIKING** Go from peasant to King! \$19.95 \$16.95
- ★ **GANGBUSTERS** Lead a life of crime and win! \$19.95 \$16.95
- ★ **PANDORA'S BOX** \$24.95 \$21.20
Includes: "pac" game, "defender-type" game, Divebomb, Blockade, slot machine, and Squares (like cube).
- ★ **PREREAD I, II, & III** (Three tapes) \$24.95 \$21.20
Prepare your preschooler to learn to read
- ★ **PHONICS I** \$24.95 \$21.20
1 tutorial tape, 1 quiz tape. These begin the learning to read process.
- ★ **PHONICS II** \$24.95 \$21.20
Advancement from PHONICS I




TOM MIX 15% OFF Until June 7

- ★ **SPACE SHUTTLE** Control the Space Shuttle \$28.95 \$24.60
- ★ **DONKEY KING** 4 Screens - Full action! \$26.95 \$22.90
- ★ **COLOR GOLF** Challenging! Uses full set of clubs. \$17.95 \$15.25
- ★ **TRAP FALL** Many "Pitfalls" here! \$22.95 \$23.75
- ★ **ESCAPE FROM SPECTRE** Graphic Spy Adv. \$17.95 \$15.25
- ★ **KATERPILLAR ATTACK** Look out for spiders! \$21.95 \$18.65
- ★ **MOON LANDER** 2 games in 1 \$17.95 \$15.25
- ★ **TAPE DUPE** Copies any ML tape. \$16.95 \$14.40
- ★ **DISK TO TAPE** Dump most disks to tape \$17.95 \$15.25
- ★ **TAPE TO DISK** Load most tapes to disk \$17.95 \$15.25
- ★ **SPELLING TEST** Provides a standard oral quiz. \$19.95 \$16.95


PETROCCI FREELANCE ASSOCIATES

- ★ **INSPECTOR CLUESEAU** Find the murderer in this excellent graphic adaptation of Clue. \$19.95 
- ★ **STAGECOACH** Graphic Adventure \$19.95
- ★ **STRESS EVALUATOR** Measure and Manage your stress \$24.95 

MARK DATA PRODUCTS

- ★ **SPACE RAIDERS** Not just another Invaders game. \$24.95 
- ★ **CAVE HUNTER** Grab the treasure and outrun the creatures. \$24.95 
- ★ **HAYWIRE** Will drive you BERZERK! \$24.95 






ARIZIN

- ★ **COLORKIT** Full of powerful software development tools, aids, bells and whistles. \$29.95 

SPECTRAL ASSOCIATES

- ★ **GALAX ATTAX** Excellent Galaxian \$21.95
- ★ **SPACE RACE** Excellent Omega Race \$21.95
- ★ **PLANET INVASION** Quick action Defender \$21.95
- ★ **SPACE TRADERS** Buy stock in universe companies to become the richest. Like Acquire. \$14.95
- ★ **COMPUVOICE** A phoneme speech generation program \$34.95




COMPUTERWARE

- ★ **MEGAPEDA** Most challenging version yet. \$21.95
- ★ **SHARK TREASURE** Don't get eaten! \$21.95
- ★ **SPACE AMBUSH** Action like Galaxian. \$21.95
- ★ **DOODLE BUG** Like Ladybug \$24.95 
- ★ **RAIL RUNNER** Dodge trains and handcars \$21.95 
- ★ **PAC ATTACK II** Great gobbler. New graphics. \$24.95 
- ★ **STORM** A real Tempest! \$24.95 
- ★ **COLOR INVADERS** Like the original. \$19.95 


COLORSOFT

- ★ **MATH DERBY** Fun while learning! \$13.95

ANTECO SOFTWARE

- ★ **INTERGALACTIC FORCE** Experience trench warfare in your X-Wing fighter. \$24.95 
- ★ **HOUSEHOLD EXPENSE MANAGER** Menu-driven with 30 household categories. Screen or printer output. \$19.95 
- ★ **STOCK ANALYZER AND TREND** Track your stocks. Disk compatible. Optional printer output. \$21.95 

COGNITEC

- ★ **TELEWRITER 64** (For 16, 32, or 64K) THE word processor for the CoCo \$49.95 

ADDITIONAL LISTINGS IN OUR FREE CATALOG. CALL OR WRITE.

SHIPPING: U.S.A., CANADA AND MEXICO

WE PAY POSTAGE on all software orders. Add \$2.00 for shipping joysticks (unless purchased with software - then we'll pay). Please add \$2.00 for C.O.D. orders (available in U.S.A. only). Allow 2 weeks for personal checks to clear.

SHIPPING: ALL OTHER COUNTRIES

Add \$2.00 for each software item. Add \$3.00 for each Joystick. Items will be shipped air mail.

ALL PAYMENTS MUST BE IN U.S. FUNDS.

ENDICOTT SOFTWARE

P.O. Box 12543, Huntsville, AL 35802

(205) 881-0506

PHONE OPEN 7 DAYS A WEEK!



188

340 IF B<>B1 OR EP<>PE THEN GOSU
B 8000

360 IF AL>0 OR R>12 THEN R=1260+
R*20 ELSE R=R*116

365 IF FR=-12 AND AL>0 THEN R=70
0 ELSE IF FR=-12 AND AL=0 THEN R
=0

367 IF R1<30 THEN R1=0

370 R=R1+((R-R1)*.6):R1=R:X=30+(
SIN(R/636.6)*15):Y=100-(COS(R/63
6.6)*15):LINE(30,100)-(RX,RY),PR
ESET:LINE(30,100)-(X,Y),PSET:RX=
X:RY=Y

380 AP=(SIN(6*((R-2000)/4488)+.5
7)-.54)/6

390 AS=(R*(1-AP)*(1-EP))/16.66:A
S=A1+((AS-A1)*.1):IF AS<10 THEN
AS=0

400 X=30+(SIN(AS/39.46)*15):Y=40
-(COS(AS/39.46)*15):LINE(30,40)-
(AX,AY),PRESET:LINE(30,40)-(X,Y)
,PSET:AX=X:AY=Y:A1=AS

405 IF AS<50 THEN EP=-1

410 IF SGN(VV)=-1 THEN VV=((AP+E
P)*AS)/15 ELSE VV=(1-AL/10000)*(
(AP+EP)*AS)/15

420 IF AL=0 AND SGN(VV)=-1 THEN
VV=0

430 V1=V5+((VV-V5)*.3):X=224-(CO
S(V1)*15):Y=100-(SIN(V1)*15):LIN
E(224,100)-(VX,VY),PRESET:LINE(2
24,100)-(X,Y),PSET:VX=X:VY=Y:V5=
V1

440 Z=JOYSTK(0):B=JOYSTK(2)-31:E
P=(JOYSTK(3)-31)/188:P=INT(100*(
EP+(SIN(6*AP-.57)+.54)/6)):IF B<
>B1 OR EP<>PE OR P<>P1 THEN GOSU
B 8000

450 AL=AL+(VV*H)/4.6:IF AL<=0 TH
EN AL=0

460 X=224+(SIN(AL/159)*15):Y=40-
(COS(AL/159)*15):LINE(224,40)-(L
X,LY),PRESET:LINE(224,40)-(X,Y),
PSET:LX=X:LY=Y

470 X=224+(SIN(AL/1592)*8):Y=40-
(COS(AL/1592)*8):LINE(224,40)-(L
1,L2),PRESET:LINE(224,40)-(X,Y),
PSET:L1=X:L2=Y

560 FR=FR-((R*H)/72000000):IF FR
=<-12 THEN FR=-12

570 X=224+SIN(FR/25.2)*26:Y=180-
COS(FR/25.2)*26:LINE(224,180)-(F
X,FY),PRESET:LINE(224,180)-(X,Y)
,PSET:FX=X:FY=Y

580 Z=JOYSTK(0):B=JOYSTK(2)-31:E
P=(JOYSTK(3)-31)/188:IF B<>B1 OR
EP<>PE THEN GOSUB 8000

1190 IF AS<=0 THEN 1310

1200 BC=-10*(COS((B/31)+1.570796
3)):CS=CS+BC:IF CS>360 THEN CS=C
S-360 ELSE IF CS<=0 THEN CS=CS+3
60

1310 C=INT(CS+.5):IF C=C1 THEN 1
350 ELSE C2=INT(C/100):C3=INT(C/
10)-(10*C2):C4=C-(100*C2)-(10*C3
):C1=C:DRAW"C0;BM134,23;XA\$(C7);
C1;XA\$(C4);":C7=C4

1320 IF C3=C6 THEN 1350 ELSE DRA
W"C0;BM126,23;XA\$(C6);C1;XA\$(C3)
;":C6=C3

1330 IF C2=C5 THEN 1350 ELSE DRA
W"C0;BM118,23;XA\$(C5);C1;XA\$(C2)
;":C5=C2

1350 X=30+SIN(C/57.2)*10:Y=160-C
OS(C/57.2)*10:CIRCLE(CX,CY),1,0:
CIRCLE(X,Y),1,1:CX=X:CY=Y

1360 Z=JOYSTK(0):B=JOYSTK(2)-31:
EP=(JOYSTK(3)-31)/188:IF B<>B1 O
R EP<>PE THEN GOSUB 8000

1510 IF AS=0 THEN 1610 ELSE CD=(
AS*5.28*H)/216:A=CS/57.29:X=CD*C
OS(A):Y=CD*SIN(A):TX=TX+X:TY=TY+
Y

1520 IF AL=0 OR WS=0 THEN 1610 E
LSE WD=(WS*5.28*H)/216:A=WA/57.2
9:X=WD*COS(A):Y=WD*SIN(A):TX=TX+
X:TY=TY+Y



OWLS NEST SOFTWARE

' WE GIVE A HOOT '

16K EXTENDED BASIC UNLESS NOTED.

LABEL III - develop and maintain a mailing list.
Print lists or labels in your choice of 1, 2, or 3 wide.
Supports 3 or 4 line addresses - phone optional.
\$19.95

PROGRAM FILE - organize your cassette files.
Create and maintain a four field file. Search, sort,
modify, delete, and display on screen or printer.
\$14.95


DISASSEMBLER - ASSEMBLER (by Dynamic
Electronics). Designed for the beginner who wants to
learn to write machine language programs.
(EXTENDED BASIC NOT REQUIRED)
\$19.95

CASSETTE TAPES C-05
\$7.50 - Dozen \$9.50 - DOZEN WITH BOXES
PLEASE ADD \$1.50 PER DOZEN
SHIPPING HANDLING




OWLS NEST SOFTWARE
P. O. BOX 579
OOLTEWAH, TN 37363

GIVE YOUR CHILD AN UNFAIR ADVANTAGE IN MATH



Help your child gain an advantage by using one of our classroom-tested programs in number concepts, addition, subtraction, multiplication, division, fractions, decimals & percent, pre-algebra, or one of the 15 math games that teach.

For students in grades K through 9, on tape or disk. For TDP and TRS-80 32K Color Computers with extended basic. These professional-quality programs use high resolution graphics with text and sound. They have been written by experienced teachers, tested and revised to provide high-quality and highly motivating instruction. And while you are asking, ask to see our reading and language programs as well.



**ASK FOR MICRO SCHOOL
PROGRAMS BY NAME at your
local computer store.**

BERTAMAX INC.
Max Jerman, Ph.D.,
President



PERSONALIZED INSTRUCTION ON PERSONAL COMPUTERS

```


1610 S$=INKEY$:IF S$="" THEN 164
0
1620 X=VAL(S$):IF X>10 THEN 1640
ELSE GOSUB 1710
1630 DRAW"C0;BM126,170;XA$(S);C1
;XA$(X);":S=X
1640 IF S=0 THEN GOSUB 1710 ELSE
GOSUB 1810
1645 Z=JOYSTK(0):B=JOYSTK(2)-31:
EP=(JOYSTK(3)-31)/188:IF B<>B1 0
R EP<>PE THEN GOSUB 8000
1650 GOTO 2100
1710 IF D7=15 AND S<7 THEN RETUR
N ELSE LINE(30,160)-(SX,SY),PRES
ET:DRAW"C0;BM83,170;XA$(D7);BM-1
0,0;XA$(D6);BM-7,0;XA$(D5);C1;XA
$(15);BM+7,0;XA$(15);BM+10,0;XA$
(15);":LINE(128,40)-(IX,IY),PRES
ET:CIRCLE(162,92+GX),1,0,-.1:D7=1
5:D6=15:D5=15
1720 IF PPOINT(38,17)=0 THEN GOS
UB 5000
1730 SCREEN1,0:RETURN
1810 BX=SX(S)-TX:BY=SY(S)-TY:SD=
SQR(BX^2+BY^2)
1811 IF BX=0 THEN BX=.001
1812 IF BY=0 THEN BY=.001
1820 X=BY/BX:IF BX<0 THEN 1830 E
LSE SB=ATN(X):GOTO 1835
1830 SB=ATN(X)-3.1416
1835 X=INT((S/3)+.9):ON X GOTO 1
839,1939,2039
1839 IF SD/5280>10 THEN 1710
1840 CA=SB-(RB(S)-1.5708):DB=COS
(CA):IF ABS(DB)>.2588 THEN 1710
ELSE IF DB>.0523 THEN DB=.0523 E
LSE IF DB<-.0523 THEN DB=-.0523
1850 X=128-SIN(DB*20)*15:Y=40+CO
S(DB*20)*15:LINE(128,40)-(IX,IY)
,PRESET:LINE(128,40)-(X,Y),PSET:
IX=X:IY=Y
1860 X=((AL/(SD-1000))-0.4366)*1
000:IF X>18 THEN X=18 ELSE IF X<
-18 THEN X=-18

```

```

1870 CIRCLE(162,92+GX),1,0,-.1:C1
RCLE(162,92+X),1,1,-.1:GX=X:GOTO
1940
1939 IF SD/5280>999 THEN 1710
1940 X=30+SIN(SB)*15:Y=160-COS(S
B)*15:LINE(30,160)-(SX,SY),PRESE
T:LINE(30,160)-(X,Y),PSET:SX=X:S
Y=Y
1950 SD=INT(SD/5280):IF SD=D1 THE
N RETURN ELSE D2=INT(SD/100):D3=
INT(SD/10)-(10*D2):D4=SD-(100*D2
)-(10*D3):D1=SD:DRAW"C0;BM83,170
;XA$(D7);C1;XA$(D4);":D7=D4
1960 IF D3=D6 THEN RETURN ELSE D
RAW"C0;BM-10,0;XA$(D6);C1;XA$(D3
);":D6=D3
1970 IF D2=D5 THEN RETURN ELSE D
RAW"C0;BM-7,0;XA$(D5);C1;XA$(D2)
;":D5=D2:RETURN
2039 IF SD/5280>1999 THEN 1710
2040 X=30+SIN(SB)*15:Y=160-COS(S
B)*15:LINE(30,160)-(SX,SY),PRESE
T:LINE(30,160)-(X,Y),PSET:SX=X:S
Y=Y:RETURN
2100 Q1=INT(TH/3600):IF Q1=Q8 TH
EN 320 ELSE Q2=INT(TH/216000):Q3
=INT(TH/36000)-(6*Q2):Q4=Q1-(10*
Q3)-(60*Q2):Q8=Q1:DRAW"C0;BM184,
170;XA$(Q7);C1;XA$(Q4);":Q7=Q4
2130 IF Q3=Q6 THEN 320 ELSE DRAW
"C0;BM-7,0;XA$(Q6);C1;XA$(Q3);":
Q6=Q3
2140 IF Q2=Q5 THEN 320 ELSE DRAW
"C0;BM-10,0;XA$(Q5);C1;XA$(Q2);"
:Q5=Q2:GOTO 320
5000 FOR X=30 TO 224 STEP 194:FO
R Y=40 TO 160 STEP 60:CIRCLE(X,Y
),25,1:NEXT Y:NEXT X
5010 CIRCLE(128,92),55,1
5020 LINE(84,92)-(88,92),PSET:FO
R X=74 TO 110 STEP 6:LINE(86,X)-
(88,X),PSET:NEXT X
5030 LINE(168,92)-(172,92),PSET:
FOR X=74 TO 110 STEP 9:LINE(168,

```



**Shamrock
Software**

4382 NORTON ROAD
PADNOR OHIO 43066
614-494-2277

16K EXT. COLOR BASIC & PRINTER REQUIRED

WORD SEARCH PUZZLE MAKER

STANDARD	\$6.95
DEFINITIONS	\$6.95
WIDE	\$6.95
BIG LETTERS	\$6.95
SEQUENCE DRILL	\$6.95

OHIO RES. ADD 5.5% SALES TAX

ANY 3 10% OFF ANY 5 15% OFF ANY 8 20% OFF ANY 10 25% OFF

MATH WORKSHEET-QUIZ MAKER

WHOLE NUMBERS	\$6.95
FRACTIONS	\$6.95
DECIMALS	\$6.95
PERCENTS	\$6.95
LENGTH	\$6.95
AREA	\$6.95
VOLUME	\$6.95
CAPACITY	\$6.95
WEIGHT	\$6.95
TIME	\$6.95
SPEED	\$6.95

NOW THERE ARE TWO TOOLKITS FOR THE COLOR COMPUTER

The software development tools that let you put even more **power** into the already powerful Color Computer. They're full of tools, aids, bells and whistles useful to the BASIC or MACHINE LANGUAGE programmer, in friendly, easy-to-use software packages.

BOTH TOOLKITS CONTAIN . . .

- **Light characters on dark background with Current Line Highlighting;** or normal characters
- **Full Screen Editor with Arrow Key controlled cursor; open up space/delete and close up space**
- Enabling selective **Line Renumber/copy/move/merge;** or normal Extended Basic line editor
- **Protect** the current BASIC program from being wiped out with a CLOAD, NEW etc.; or from being LISTed
- **Restore** a protected BASIC program/**Append** any number of BASIC programs together easily
- **Tone** on keypress or normal silent keys (Tone modifiable by use of Sound n,n Command)
- **Global Search** of command or text strings in BASIC programs with **wildcard** character and **next "."**
- **9 Screen Print Delays** with keyboard override (for slow, readable LISTings and DISK DIRectories)
- **Variable Name List/String-Byte** memory usage/Range of FREE MEM/Top of memory address display
- Fast Machine Code to BASIC DATA **converter** for storing machine code visibly in BASIC
- (C)SAVEM address/**Backup Tool** (Last file name, start, end and execute address)
- **Recovery of Lost BASIC** programs after NEW, BACKUP, DSKINI, etc.
- **Break Key Disable/Enable** (Pause keys still available)
- **Modified TRON** display (.LN replaces LN)

THE FULL TOOLKIT ALSO CONTAINS . . .

- Merge BASIC** with Machine Code routines so machine code is "invisible" and (C)SAVE/(C)LOADable
- 9 BASIC RUN delays** with keyboard override; **Single Step(s)** mode with current line number display
- Memory Examine/Modify** with HEX/ASCII/DEC/Double Decimal output and HEX/ASCII input
- Memory Block Move** for relocating machine code programs, DATA blocks, etc.; or the Kit itself
- Ten User Defined Function Keys** accessible with @/number (BASIC Macros/Block storage)
- Automatic linefeed** for printers that don't/double space LISTings; or normal PRINT
- Delete all spaces** (not in PRINT strings, DATA or REMARK lines)
- ASCII/HEX memory **Dumps** to screen or printer
- Delete all REMarks** (either REM or ' type)
- Parallel **ECHO** of screen output to printer

THESE FEATURES ARE FOUND ON BOTH VERSIONS . . .

- **Transparent** to the user, install it and forget it until you need it
- BASIC runs up to one-third faster through the Toolkit (5-10% typical)
- **HELP** command lists all Kit commands and current Kit address
- Same program works with tape or disk and in 16 or 32K
- Entire system totally **removable** at any time
- **Compatible** with other utility programs
- Green/Orange text screen capability
- Easily **modifiable** command syntax

The Kits are relocatable programs that load any time without bothering your BASIC program or variables or top of memory address. All tools may be turned on or off at will, including the Kit itself.

The tools are available with simple three or four letter commands entered in the direct mode, with the entire instruction set viewable through the HELP command.

The Colorkit is 5K bytes for \$29.95

Available on disk with handy BASIC Kit loader for additional \$5



The Microkit is 2.5K bytes for \$27.95
Manual available separately for \$5

THE GOOD LIFE

\$16.95

- The Classic Game of Life With:
- 64x64 color symmetrical display
- **3 Selectable birth and old age colors**
- **15 modifiable pre-programmed patterns**
- **Save/Load life screens to tape/disk**
- **Speeds from 8 gen/sec to 1 a second**
- **Joystick or arrow key input**
- **Written in user-modifiable BASIC**
- **With machine code LIFE processor**
- **Help screen command list**
- **Tape/Disk compatible**
- **Selectable color sets**
- **Y&X axis wraparound**



THE DISK COMMANDER

\$19.95

- Disk File Utility with:
- **One key view/copy/load(m) of files**
- **Two key kill/rename of files**
- **Sort directory on name/extension**
- **Pack directory so new files put at end**
- **Directory keyword search of filename**
- **Print DIR with machine code address**
- **Recover killed files**

DEER HUNT

\$15.95

- **Arcade shoot-em-up skill game**
- **Aim only for the deer**
- **Avoid hitting people, cars, train**
- **Will not cause tension headache**
- **BASIC/machine code hybrid**
- **Tape/Disk compatible**

ARIZIN
P. O. Box 8825
Scottsdale, AZ 85252


```

X)-(170,X),PSET:NEXT X
5040 FOR Z=1 TO 3:GOSUB 5060:NEX
T Z
5050 FOR Z=5 TO 7:GOSUB 5060:NEX
T Z:GOTO 5100
5060 X=SIN((6.2832/10)*Z):Y=COS(
(6.2832/10)*Z)
5070 XA=30+(20*X):XB=30+(24*X):Y
A=40-(20*Y):YB=40-(24*Y)
5080 LINE(XA,YA)-(XB,YB),PSET:RE
TURN
5100 DRAW"BM28,24;XA$(0);BM39,58
;XA$(1);BM10,36;XA$(2);"
5200 FOR Z=1 TO 9 STEP 2
5210 X=SIN((6.2832/10)*Z):Y=COS(
(6.2832/10)*Z)
5220 XA=224+(20*X):XB=224+(24*X)
:YA=40-(20*Y):YB=40-(24*Y)
5230 LINE(XA,YA)-(XB,YB),PSET:NE
XT Z
5250 DRAW"BM222,24;XA$(0);BM239,
36;XA$(2);BM233,58;XA$(4);BM210,
58;XA$(6);BM204,36;XA$(8);"
5300 FOR Z=2 TO 8 STEP 2:X=COS((
6.2832/10)*Z):Y=SIN((6.2832/10)*
Z)
5320 XA=224+(20*X):XB=224+(24*X)
:YA=100+(20*Y):YB=100+(24*Y)
5330 LINE(XA,YA)-(XB,YB),PSET:NE
XT Z
5340 DRAW"BM237,113;XA$(2);BM215
,121;XA$(1);BM203,102;XA$(0);BM2
15,85;XA$(1);BM237,92;XA$(2);"
5350 LINE(114,15)-(142,25),PSET,
B:CIRCLE(128,19),18,1
5400 FOR Z=1 TO 5 STEP 2
5410 X=SIN((6.2832/8)*Z):Y=COS((
6.2832/8)*Z)
5420 XA=30+(20*X):XB=30+(24*X):Y
A=100-(20*Y):YB=100-(24*Y)
5430 LINE(XA,YA)-(XB,YB),PSET:NE
XT Z
5450 DRAW"BM28,84;XA$(0);BM47,10
3;XA$(1);BM28,122;XA$(2);BM9,103

```

```

;XA$(3);"
5500 FOR Z=2 TO 11 STEP 3:GOSUB
5510:NEXT
5505 FOR Z=1 TO 10 STEP 3:GOSUB
5510:NEXT:GOTO 5540
5510 X=SIN((6.2832/12)*Z):Y=COS(
(6.2832/12)*Z)
5520 XA=30+(20*X):XB=30+(24*X):Y
A=160-(20*Y):YB=160-(24*Y)
5530 LINE(XA,YA)-(XB,YB),PSET:RE
TURN
5540 DRAW"BM28,144;XA$(12);BM47,
163;XA$(10);BM28,182;XA$(13);BM9
,163;XA$(14);"
5600 FOR Z=-1 TO 1
5610 X=SIN((6.2862/24)*Z):Y=COS(
(6.2862/24)*Z)
5620 XA=224+(30*X):XB=224+(33*X)
:YA=180-(30*Y):YB=180-(33*Y)
5630 LINE(XA,YA)-(XB,YB),PSET:NE
XT
5650 DRAW"BM206,154;XA$(10);BM23
8,154;XA$(11);"
5660 CIRCLE(128,0),140,1,1,.23,.
29
5670 DRAW"BM128,135;ND5;BM+12,0;
ND3;BM+12,0;ND2;BM-36,0;ND3;BM-1
2,0;D2;"
5680 LINE(62,161)-(91,172),PSET,
B:LINE(163,161)-(192,172),PSET,B
:LINE(122,161)-(134,172),PSET,B;
DRAW"BM80,169;U1;BM+94,0;N;D1;BU
2;U1;"
5705 FOR Z=-3 TO 3:A=Z/57.29:X=S
IN(A*20):Y=COS(A*20):XA=128-(19*
X):XB=128-(21*X):YA=40+(19*Y):YB
=40+(21*Y)
5710 LINE(XA,YA)-(XB,YB),PSET:NE
XT
5800 DRAW"BM126,170;XA$(5);"
5900 RETURN
7000 DATA BU1;U4;E1;R2;F1;N;G4;D
4;G1;L2;H1;BD1,BU6;BR2;N;G1;D6;R
1;L2;BL1,BU5;E1;R2;F1;D1;G1;L1;G

```

Datacomp Computer Systems, 35 Farmstead Road, Short Hills, NJ 07078 (201) 376-6093
Call or write to order. Phones are answered 24 Hrs./day, 7 days/week.

TDP-100, 16 K from \$269
100% TRS-80 Color Computer
compatible. Comes with a pair
of Joysticks and a rompack.

C. ITOH Prowriter 8510
parallel printer. 120 CPS
3K buffer, hi-res graphics
1 year warranty \$395
Color Computer parallel
printer interface \$69

NEW! PLANET FURY
by DCS Software. 32K ext. basic
req'd. Just like Gravitar in the
arcade. Hi-res graphics, 6 colors,
sound. Only \$19.95 cassette.

TRS-80 Color Computer
(TDP) Disk Drives
Drive 0 \$415
Drive 1 \$245

Wabash Diskettes. 1 year
warranty. Certified 100%
error free, w/hub rings.
SS/SD \$17.50/box of 10
SS/DD \$19.95/box of 10

We carry ALL Color Computer
software including Tom Mix, Spectral,
Med Systems, Computer Ware, Datasoft
Intracolor, and more. Up to 25%
discount. Call for more info!

All equipment carries manufacturers
warranty. Prices do not include shipping.

WE DO BASIC BETTER!

Experience High Resolution Graphics and Speed Unsurpassed in Color Computer Extended Basic Software

GALLOPING GAMBLERS

Those who have tried it agree that *GALLOPING GAMBLERS* is so addictive, so exciting, that you and your whole family will sit cheering for your horse to win.

No joysticks are required for this 4 player game. Place your bets on the variable odds and then wait for the sound of post time...and...they're off.

Game includes color graphics with score and birds-eye view of the race track. Can you last all twelve races?

We dare you to try.

\$18.95

GATOR ZONE-

Is the first video computer game that takes a "byte" out of the Preppy craze! You can finally get even with those pesky Ivy League snobs by blasting away at a host of Preppy Gators on their home planet of "Preptune". You have to be quick, or the gators will gobble up your shirt! This is comic arcade fun at its best. Includes high-resolution graphics, on-screen scoring, joystick action, and three levels of play. An IMB original!

\$18.95

STAR SIEGE PLUS-

Discussed with Space Battle games in which your space craft looks like an asterisk?

STAR SIEGE lets you and your friend (or enemy) pilot two high resolution space ships while trading laser blasts. The first to take ten hits loses, but watch out for that pesky alien saucer! He wants to see to it that you both get vaporized.

Also includes two player *TANK TORCHER* game.

\$18.95

METEOR STORM-

If you are bored with space obstacle games that place you as a distant observer from a point far off in space, then *METEOR STORM* is for you. Enjoy the thrill of blasting the approaching meteors from the cockpit of your own spacecraft. Watch the meteors grow in size until...!

16K Color Extended Required. Includes sound enhanced laser blasts, multi game scoring, and three levels of play.

\$12.95

SELECT-A-GAME-

combines 3 of IMB's finest bonus games in one simple load! You can switch back and forth from "ALPINE ALIENS", "OH, GOBI!", and "ZELDA'S BAT BOTTLE". All contain stunning color graphics and high speed action. Even if you already own one or more of these games, you will want this fine package.

\$18.95

MICRO-MATH SKILLS QUIZ-

is a fine math drill for students at or below the 3rd grade math level. Includes automatic grade tally, and INKEY entry with large print, high-resolution graphics. This is a must for educators!

\$12.95

CREATAVADER-

Now you can design your own "invader-style" game for your Color Computer. Includes all the routines needed for customizing the creatures you hate the most. Full instructions included. Create your own targets or select from a menu of seven pre-designed four color targets.

\$18.95

COLOR WORDCLONE-

Turn your Color Computer into a supertypewriter. Screen displays 50 characters by 23 lines in real upper and lowercase. User modifiable. Remove our character generator and use it in your own basic program. This is an easy to use word processor. The character generator alone is worth the price of the tape. Works with tape or disk.

\$18.95

KOSMIC KAMIKAZE-

Our best selling high-resolution, deep space arcade game which the RAINBOW called "...the best spaceship graphics we have seen in a non-machine language program." Battle high speed alien saucers, decoy ships, bonus killer crafts and speeding comets.

\$18.95

ADVANCED

STAR*TRENCH WARFARE-

This High Resolution Color Game has the most elaborate graphics of any Color Computer Game created to date. You'll be amazed by the remarkable speed and flicker-free animation found in this graphic space challenge. Program includes a moving trench, cockpit perspective, on-screen rapid scoring, joystick and ship gauges, automatic high score tally, joystick control, and a recharge and crash sequence you'll have to see to believe. Use your own 3-D glasses and add an amazing sense of depth to this classic game. Truly a must for every Color Computer.

\$18.95



STARBASE ATTACK-

Why be a loser? Here's an arcade game you can play to win. In other space city defense games you play until you lose. *STARBASE ATTACK* is totally different. Your mission is to clear a path for the escape vehicles which will carry your people to safety. Not only that, but you must also maneuver your own escape before alien warheads or a wave of killer asteroids level your dome-covered cities. You control high energy laser blasts and expansion shields, but watch out! You might end up the one who doesn't escape.

\$12.95

**SUPER DISC WITH ALL 11 PROGRAMS
A VALUE OF \$171.50 JUST \$59.95 POST. PAID.**



**ILLUSTRATED MEMORY BANKS
P.O. BOX 289
WILLIAMSTOWN, MA 01267**

• VISA AND MASTERCARD ACCEPTED •
CALL (413) 663-9648 3-7 PM. EST.



MENTION THE RAINBOW AND SELECT ONE FREE PROGRAM FOR EVERY TWO \$18.95 PROGRAMS YOU ORDER.

This Stagecoach No Oscar Winner

When the bumpy lettering of the *Stagecoach* title screen came up, I thought of young John Wayne in the classic 1939 western of that name.

When the instruction page of the 16K Extended Color BASIC program told me that my mission was to drive my stagecoach over 250 miles of burning sand to deliver the gold and the judge's pretty daughter, Annabelle, I put on my best Gabby Hayes hat, thumbed a couple of No. 1 buckshot rounds into my Greener and climbed up on the box, ready for any kind of trouble, be it maraudin' injuns or a band of thievin' skonk outlaws.

What I got when I went to the command screen was a series of six commands, such as "drink from canteen," and "ahead at a full gallop." Command number five was for "graphic display-status check." Good enough. Might as well look over the terrain before starting out.

The terrain, as shown on screen, is a straight line with a couple of mountainous bumps on either side, culminating in what may represent the town. In one corner of the screen, a canteen shows its water level, while another corner shows possession of Annabelle and the gold. If Annabelle looks anything like her screen picture, the judge may not want her back!

No matter. Onward, says the crusty old stage driver.

The idea of *Stagecoach* is to use the various commands to make best use of your water and horses, and to cope with sandstorms, Indians and the James Gang. To win, you must travel the 250 miles and retain both Annabelle and the gold.

The first time I played this kind of game, I found it in "Basic Computer Games, Vol. II," a 1979 Creative Computing release. In that publication, the game was *Camel Stagecoach* is very similar—to the point that many of the reply phrases are the same except for the use of "horses" for "camel" and "indians" instead of "pygmies."

Camel's tragic flaw was that it was too random. Seemingly logical play might get you halfway through, then a random number would wipe you out. *Stagecoach* shares the same flaw—there seems to be no reliable strategy. The play is too simple to be intellectually involving and too frustrating and repetitive to be mindless fun. The graphics used in *Stagecoach* are for naught—the pictures are crude and add nothing to the play of the game. Instead of making use of CoCo's varied sound repertoire, the authors settled for a few standard beeps and boops, with a couple of out-of-time and out-of-tune ditties at the end of play.

Disk users have to disconnect before loading the program from tape, because it uses a low-memory auto run routine that writes over disk controller memory.

Stagecoach, had it been out in early 1980, when CoCo users were hungry for any software, would have been welcome. Today, it's sadly behind state-of-the-art. There was no price on the review copy, but if *Stagecoach* sells for anything more than a real bargain basement price, your money would be better spent elsewhere.

(Petrocci Freelance Associates, 651 N. Houghton Road,
Tucson, AZ 85748)

—Bruce L. Sublett

```
2;D1;N;R4,BU5;E1;R2;F1;D1;G1;N;L
1;F1;D1;G1;L2;H1;BD1,BU2;N;R4;U1
;E3;D6;BL3
7010 DATA BU6;N;R4;D3;E1;R2;F1;D
2;G1;L2;H1;BD1,BU6;BR2;N;R2;G2;D
3;U2;R3;F1;D1;G1;L2;H1;BD1,BU6;R
4;D1;G3;D2;BL1,BU1;U1;E1;N;R1;H1
;U1;E1;R2;F1;D1;G1;N;L1;F1;D1;G1
;L2;H1;BD1,BU4;N;F1;U1;E1;R2;F1;
D2;N;L3;D1;G2;L2
7020 DATA U6;R4;BD3;BL1;L3;D3;N;
R4,U6;R4;BD3;BL1;L3;D3,U6;D1;F4;
N;U5;D1;BL4,BU5;BR4;H1;L2;G1;D1;
F1;R2;F1;D1;G1;L2;H1;BD1,N;U6;E2
;N;U1;F2;N;U6;BL4,BU6;D1;F2;E2;N
;U1;BD4;N;D1;H2;G2;D1
8000 TR=INT(B*COS(B/41)+.5):IF T
R=LR THEN 8020
8010 LINE(126+LR,130)-(130+LR,13
0),PRESET:LINE(128+LR,130)-(128+
LR,133),PRESET:LINE(126+TR,130)-
(130+TR,130),PSET:LINE(128+TR,13
0)-(128+TR,133),PSET:LR=TR
8020 P=INT(100*(EP+(SIN(6*AP-.57
)+.54)/6)):IF P>20 THEN P=20 ELS
E IF P<-20 THEN P=-20
8030 IF AL=0 AND AS<50 OR AL=0 A
ND SGN(P)=-1 THEN P=0
8040 IF P=P1 AND B=B1 THEN RETUR
N
8050 BB=B/93:IF AL=0 THEN BB=0
8060 X=INT(COS(BB)*25):Y=SIN(BB)
*25
8070 LINE(128+PX,92-P1+PY)-(128-
PX,92-P1-PY),PRESET:CIRCLE(128,9
2-P1),5,0
8080 LINE(128+X,92-P+Y)-(128-X,9
2-P-Y),PSET:CIRCLE(128,92-P),5,1
:P1=P:PX=X:PY=Y:B1=B:PE=EP:RETUR
N
```



Hint...

Disk Display

While working on a program to put a direct file access on a disk, I ran into the usual problems when writing a program and found myself wondering just exactly what my program had put into the file. After about 15 minutes of typing DSKI\$0 etc., I came up with the following little program which will display the entire contents of the disk on the screen and shows the track and the sector which it is on. Maybe someone else could benefit by this.

—George Quellhorst

```
1 ' "DISKSEEK" BY Q-SOFT
2 ' FOR USE BY RAINBOW READERS
3 CLEAR 500
4 FOR T=0 TO 34: FOR Y= 1 TO 18
5 DSKI$0,T,Y,A$,B$
6 PRINT A$, B$
7 PRINT "[ SECTOR "T" ] [ TRAC
K "Y" ]
8 NEXT Y: NEXT T
```

- COMPUTER SHACK -

COLOR DFT (Direct File Transfer) Disk or Tape

At last a terminal program for the color computer that allows you to send and receive machine language programs without any conversion routines. Send directly from disk to disk or tape to disk. DFT will send and receive any type of program machine language, basic, text files, data files etc. from a color computer, Model I, Model III or a Bullet 80 system. DFT has a chat mode and has software controlled half and/or full duplex. You must have a modem in order to use DFT.

Tape Version \$24.95 Disk Version \$29.95

COLOR TAPE COPY \$15.95

By Bob Withers

There have been few copy programs on the market for the Color computer but none can compare with Color Tape Copy. This program is designed so that you don't lose any of your valuable programs or data bases.

It will make a backup of any Color Computer Tape; Machine language, data, or basic program.

First load color tape copy into your CC. Then it prompts you to put your original copy into the recorder. After it loads the program into memory it tells you to put a blank tape into the recorder and press the record button. It then writes the program to a new tape.

You'll never have to worry about your little kids destroying your \$20.00 tapes. 16K.

TELEWRITER - 64

Best word processor for the Color Computer.

Tape \$49.95 Disk \$59.95

DRAGONQUEST

A new text adventure by Charles Forsythe. You must rescue the princess from the Smaeagor Monarch of Dragonfolk. All Machine language. Fast, Exciting and only \$15.95

MADNESS AND THE MINOTAUR

A classic adventure game utilizing two word commands.

Price \$19.95

BUGOUT

A compact but very powerful monitor for the 6809 microprocessor. Only \$19.95

MISADVENTURE SERIES

MADAM ROSA'S MASSAGE PARLOR

Tape \$15.00

WET T-SHIRT CONTEST

Tape \$15.00

COMPUTER SHACK'S BOOK STORE

PROGRAMMING THE 6809

By Rodney Zaks & William Labiak

\$14.95

This book explains how to program the 6809 in assembly language, covering all aspects progressively and systematically. Beginning with the basics of programming, **Programming the 6809** goes on to explain registers and buses, subroutines, the 6809 instruction set, addressing modes, I/O techniques and devices, and finally, data structures. With this knowledge you will be able to give your 6809 processor 16-bit performance with 8-bit economy. No prior programming knowledge is required.

TRS-80 COLOR PROGRAMS

by Tom Rugg and Phil Feldman

\$19.95

Here are 37 fully documented programs ready to type into your color computer. These programs promise to be educational, practical, and in almost all cases, fun. 332 pages.

COLOR COMPUTER GRAPHICS

by Ron Clark

\$9.95

The complete handbook on how to do color video graphics, with ready to run programs. Learn all about low, medium and high-resolution graphics, and how to create each. 138 pages.

TRS-80 COLOR BASIC

by Bob Albrecht

\$9.95

With this book you can teach yourself BASIC, the language of the TRS-80 and many other computers. Packed with games, experiments, programming problems and solutions, this entertaining self-instructional book is the ideal introductory aid for kids, parents and teachers. 378 pages.

TRS-80 COLOR COMPUTER GRAPHICS

by Don Inman

\$14.95

Explore the creative and imaginative blending of computers and color using Color Computer Graphics. This book will enable you to explore all the graphics capabilities of Extended Basic. you will learn how to create interesting graphics to enhance your own computer programs. The book also provides application programs and useful subroutines. 303 pages

COLOR COMPUTER SONGBOOK

by Ron Clark

\$7.95


40 of the world's best known songs, scored for easy playing on the TRS-80 Color Computer, including many favorite popular, classical, folk and seasonal musical selections. Some of which include Dixie, Minuet, Greensleeves, Jingle Bells, Yellow Rose of Texas, etc. 96 pages

COMPUTER SHACK

1691 Eason • Pontiac, Michigan 48054

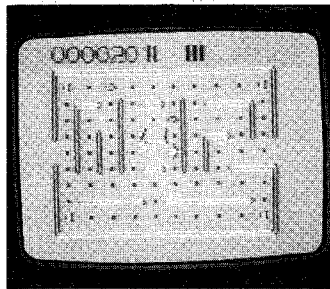
Info: (313) 873-8700 • Orders: CALL TOLL FREE (800) 392-8881

Master Charge and VISA OK. Please add \$3.00 for shipping in the U.S.A. - \$5.00 for Canada or Mexico - Proper postage outside of U.S. - Canada - Mexico.
Dealers: We are distributors for all items in this ad. Write for our catalog and price list.



DOODLE BUG

DOODLE BUG is a machine language high resolution graphics game for one or two players who move their Ladybugs through an ever-changing maze gobbling dots and other items while avoiding Enemy bugs and Skulls. Excellent Graphics. Similar to Lock N' Chase™. Tape... \$24.95 Disk... \$29.95



PACDROIDS

With its space theme, the Super Saucer lays destructomines and the Super Bomb that disintegrates everything in your path, right up to the wall. The maze changes every 10,000 points as the difficulty escalates. 1-4 players. 16K extended basic. Tape..... \$19.95

MEGAPEDE

Could this be the best Centipede yet? Computerwares new addition to the field, super graphics and sound. Tape... \$21.95 Disk... \$26.95

PHANTOM SLAYER

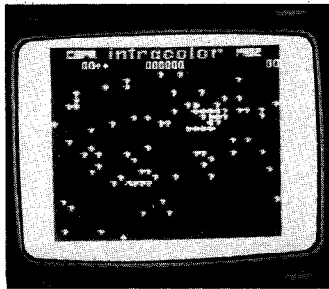
You must chase the phantoms and kill them with your assortment of weapons. This is a graphics type maze/adventure game with full screen three dimensional graphics. You are armed with a laser pistol, and proximity detector. 16K. Tape..... \$19.95

SHARK TREASURE

Dive down through the sharks and salvage the gold. Armed with special flash bombs you fight off the sharks. Excellent game. Great graphics, sound. From Computerware. Tape... \$21.95 Disk... \$26.95


GHOST GOBLER

Ghost Gobbler is an excellent version of Pac-Man™. You must gobble all the food dots while avoiding the ghosts. There are four energizer dots which will make the ghosts turn blue and become scared. This is the best copy of the arcade game. 16K. Tape..... \$21.95



COLORPEDE

Colorpede has a variety of bugs ranging from a tiny beetle to the gigantic colorpede. Colorpede has better graphics than Katerpillar but the sound is not as good. Colorpede also has a more varied and complicated play routine. 16K. Tape..... \$29.95



DONKEY KING





Using the four stages from the original arcade game, with your joystick in hand try to jump the barrels, collect the pins, maneuver your way past the falling jacks, and figure out the crazy conveyor belts. Written by Tom Mix, this one's sure to become a classic! 32K. Tape... \$24.95 Disk... \$27.95

Now you can deduct up to 20% on the price of games: buy any 2 games deduct 10%, buy any 3 games deduct 15%, buy any 4 games deduct 20% from games prices.

TOP TEN


FOR THE COCO

- 1)..... DONKEY KONG
- 2)..... COLORPEDE
- 3)..... ROBOTACK
- 4)..... ZAXXON
- 5)..... DOODLE BUG
- 6)..... SHARK TREASURE
- 7)..... ASTRO BLAST
- 8)..... PLANET INVASION
- 9)..... SPACE RACE
- 10)..... GHOST GOBLER




ROBOTACK

Maneuver your way around the screen in a last desperate attempt to save the human family. As the robots grow in number, use your lasers to eliminate them and your superior maneuvering to avoid their deadly grip. ROBOTACK is a 100% machine, 1 to 2 player arcade action game for the entire family. 16K CoCo. Tape... \$24.95 Disk... \$27.95



HAYWIRE

This is Mark Data's version of Beserk™. Super Colors and dynamic sound effects in this fast paced arcade game for one or two players. The exciting combination of angry robots and the Indestructible Menace will provide hours of action filled fun. Tape..... \$24.95




COMPUTER SHACK

1691 Eason • Pontiac, Michigan 48054


Info: (313) 673-8700 • Orders: CALL TOLL FREE (800) 392-8881

Master Charge and VISA OK. Please add \$3.00 for shipping in the U.S.A. - \$5.00 for Canada or Mexico - Proper postage outside of U.S. - Canada - Mexico. Dealers: We are distributors for all items in this ad. Write for our catalog and price list.



ASTRO BLAST

Your routine space patrol in an outer galaxy sector becomes a life and death struggle with alien invasion forces advancing towards Earth. Wave after wave of attack squadrons challenge you in this super hi-res machine language shoot-em-up game. One or two players. 16K.
Tape version..... **\$24.95**



SPACE RACE


Maneuver your ship around the four cornered "race track" in space while destroying hordes of alien ships. As you fly around the "race track" bouncing off the walls, watch out for mines laid by the swarms. Great color and sound and a new approach. 16K.
Tape..... **\$21.95**

20+24 = 1

YES THATS RIGHT 20 PLUS 24 EQUALS 1. TRANSLATED THAT MEANS 20% DISCOUNT ON SOFTWARE ORDERS OF 4 OR MORE ITEMS PLUS 24 HOUR DELIVERY MAKE US YOUR #1 DEALER. TRY US AND SEE! WE HAVE OVER 50 DIFFERENT PROGRAMS FOR THE COLOR COMPUTER.

SPACE TRADER

Establish vast interstellar shipping lanes and purchase stock in the companies that control those trade routes. This is a multi-play: board game with graphics. This is a game for the thinkers, it takes more than a quick hand to win this one. 16K
Tape..... **\$21.95**



Four great reasons why you should buy from Computer Shack (1) We have a toll free line. it costs you nothing to call us. (2) We ship all orders out within 24 hours (3) Most of our salespeople have color computers and they will be more than happy to help you pick out games, books, etc. (4) If you buy more than one program we will give you a discount. If you buy 2 programs you can take 10% off both programs. If you buy 3 programs you can take 15% off. and if you buy 4 or more programs you can take 20% off the price of all four.

We are still in need of some additional people to add to our top ten panel. If you are interested send us a listing of your 10 favorite games.

We carry many programs that are not in our ad's. please call if there is a special program you want.


PLANET INVASTION

A great new Defender action game, its success insured by its spellbinding graphics and marvelous sound, but most of all by its controllability. Using both the keyboard and the joystick, you manuever your way through this revolutionary new game. 16K
Tape..... **\$21.95**



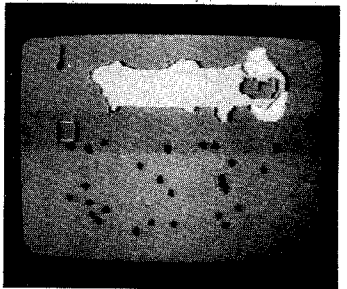
VENTURER

Fantastic arcade game comes to life on your Color Computer screen. Upon entering each room you'll find new treasures and new challenges. Using your joystick, get the treasure while fending off the attacking creatures. This great new adaptation be Aardvark will put excitement back into your Color Computer. 16K
Tape..... **\$19.95**



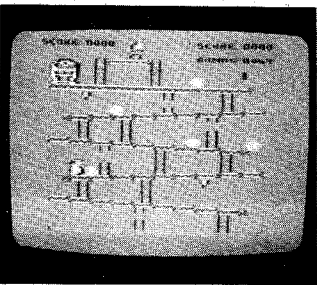
GOLF

Aardvark has brought this age old game to your Color Computer. With sandtraps, trees, water holes, and a great sound track, you just might mistake it for the real thing. Choose your club and select a swing, if you make it to the green you can even putt. 16K extended color basic.
Tape..... **\$9.95**



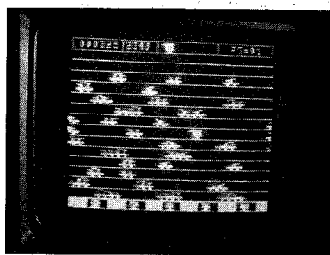
MONKEY KONG

Once again, Mario jumps into action. Avoiding rolling barrels, ramps, ladders, and killer flames while trying to save the beautiful girl from the clutches of the giant ape. Written by Ken Kalish its so much like the arcade version, you might try to insert a quarter. 16K.
Tape..... **\$19.95**



RAIL RUNNER

Something like Frogger™. But with a difference. Excellent hi res graphics and exciting play.
From Computerware.
Tape... **\$21.95** Disk... **\$26.95**



COMPUTER SHACK

1691 Eason • Pontiac, Michigan 48054

Info: (313) 673-8700 • Orders: CALL TOLL FREE (800) 392-8881

Master Charge and VISA OK. Please add \$3.00 for shipping in the U.S.A. - \$5.00 for Canada or Mexico - Proper postage outside of U.S. - Canada - Mexico.
Dealers: We are distributors for all items in this ad. Write for our catalog and price list.

Memories Of The PROM

By Tony DiStefano
Rainbow Contributing Editor

This month I would like to take a close look at *memory*. What is a ROM? What is RAM? Or PROM? Or EPROM? Or EEPROM? They are all forms of memory chips, I think that before I go on, I'd better cough up a little background on memory chips. For those of you who know all about memory chips. I think that before I go on, I'd better cough up a little background on memory chips. For those of you who know all about memory chips, bear with me while I explain the concept of *memory* to those who are not quite up on the subject.

The first thing I'll look at is memory chips in general. A memory chip is a device which holds a certain amount of information. How much information it holds depends on the chip itself. It can be anywhere from 1K by 1 to 6K by 8 and more. (1K=1024) More on this later. A memory chip is

much like a telephone book. You look up a name and it gives you a telephone number. The name (in the phone book) is equivalent to the address lines of a memory chip. The telephone number (in the book) is equivalent to the data lines of a memory chip. Your fingers are equivalent to the CPU (Central Processing Unit), in this case the MC6809.

Let's take a look at the address lines first. A typical memory chip has between 10 and 14 address lines. This depends on how much memory the chip has. Address lines on a chip form a binary number (quick, look up binary numbers in your nearest math book). Each number is one memory location. One memory location is one byte. If the chip has 10 address lines then it has 2 to the power of 10 different combinations. That is $2*2*2*2*2*2*2*2*2*2$ and that is equal to 1024. (Is my math right?) In this chip (or phone book) there are 1024 bytes (or names). The CPU (or figures) can ask to look at any one of these bytes by giving the memory chip a binary number. This number, in the form of address lines then, tells the memory chip, what byte of information the CPU wants. This is the function of address lines.

The CPU gives the memory chip a binary number that corresponds to the address of where the byte is to be found. The memory chip then reacts by giving the CPU the information that is stored at that location, with the data lines. Data lines (like address lines) form a binary number. Memory chips can have from 1 to 16 data lines. Each line is known as one bit. Four bits make one nibble. Two nibbles or eight bits make one byte. Two bytes or 16 bits make one word. Most microprocessors work with 8 bits or 1 byte. Some work with 16 bits or one word. The Color Computer works with 8 bits. That means the CPU in the computer has 8 data lines or an 8-bit data bus. A bus is no more than wires that connect all of the chips together.

The last set of lines that are associated with the memory chip are control lines. Two of these lines include power and ground to the chip. The rest of the control lines are quite invisible to the user. The only one that is of interest is the chip select. This line tells the memory chip when to activate. Since there are usually more than one memory chip in a computer system, there must be a way of controlling which chip is to be giving or taking data from the CPU. This is where the chip select line comes in. A memory chip will not give or take data unless this line is activated. Well, that's enough on memory chips in general.

ROM stands for Read Only Memory. In this type of memory, the information that is in it cannot be changed, erased or lost. ROM memory is non-volatile. As soon as power is applied to a ROM, the data is available. The data in these chips was entered into it when the chip was made at the

wild party

A naughty, sexy computer game
for 2 to 6 couples.
Different exciting action
every time you play.
Your parties will be
the hit of your neighborhood.
All prompts from TVscreen,
no need to read
complicated instructions.

On cassette tape.
For 16K Color Computer.
Extended BASIC not required.

\$35.00 incl postage.
(PA resid add \$2.10)
Send check to P.O. Box 210,
Jenkintown, PA 19046

shoehorn

"squeezing big jobs
into little computers"

factory. Anyone can have a ROM made with their own data in it, but there is usually a minimum order of about 1000 pieces. It also takes a long time for delivery. Not practical for a home user. A ROM is said to be masked with the data when produced. All computers need at least some ROM memory in order to function. The Color Computer has Color Basic in ROM. Without ROM the computer would not be able to do anything.

RAM stands for Random Access Memory. This is quite different from ROM. RAM memory can be changed, erased and lost. When power is applied to a RAM chip, there is nothing in it. The computer can put any data it wants in it and change the data that is in it whenever it wants. One thing about RAM is that as soon as the power is removed from the chip, the data that was there is lost forever. RAM memory is volatile.

PROM stands for Programmable Read Only Memory. This chip is much like the ROM. The difference is that a PROM is blank. It has no data in it. All of the bits in a PROM are HI. With the proper accessories a user can put any data into a PROM. Once the data is entered or programmed into the chip, it becomes just like a ROM. It has all the properties of a ROM. It cannot be changed, erased, or lost. The only exception to that is, if a PROM is programmed more than once, the data can become very scrambled and totally useless.

EPROM stands for Erasable Programmable Read Only Memory. This chip is very much like a PROM. The major difference is that (like the name says) it can be erased. An EPROM is like a PROM but has a little window in the chip that exposes the internal circuits. When an EPROM is exposed to ultraviolet light it is erased. To protect an EPROM from being erased, a small sticker is placed over the window. All the bits return to their original state of HI. An EPROM can then be re-programmed with different data. It can be re-used over and over again.

EEPROM stands for Electrically Erasable Programmable Read Only Memory. This chip is much like the EPROM. The difference is that, instead of using a window and ultraviolet light to erase the memory, an electrical pulse is used. There is no need for a window or an ultraviolet light to erase an EEPROM.

How are memory chips used in the Color Computer? The CPU in the Color Computer is a MC6809E. It has 16 address lines. That means it is capable of addressing (or looking at) 65535 different bytes of memory. Normally it is said that this CPU can access 64K of memory. That is like having a phone book with 65535 names in it. A 32K Disk Color BASIC computer has many memory chips. First, it has 32K or RAM. Then it has 8K BASIC ROM, 8K Extended BASIC ROM and 8K Disk ROM. There is also 8K memory not being used. That totals up to 64K of memory. That is our full 65535 telephone book. But what if you had another phone book? What if you could switch between two phone books? That could give you much more memory. Or could it? In the Color Computer there is a chip called the SAM chip. SAM stands for Synchronous Address Multiplexer. This chip has the ability to switch between two phone books. EHH!? I mean between different memory chips. This gives the computer the capability to access a total of 96K bytes of memory. In a full blown Color Computer there is 96K of memory. Not all of this memory can be accessed at one time (especially with Radio Shack BASIC), but with the SAM chip in action and the right software, all of the 96K of memory can be used.

This brings me to the most asked question about the

Color Computer. "How come, when I put 64K memory chips in my computer, I do not get any more free memory when I type in *PRINTMEM*, than with 32K memory?" The answer is that the BASIC INTERPRETER was not written to handle more than 32K of RAM. It is possible however, to use all the available RAM by using the right software. As soon as more companies realize that the extra memory is there, more and more programs will be written to take advantage of the full 64K memory.

GOLD LABEL™ BLANK CASSETTES

★ PREMIUM 5 SCREW SHELL
★ COMPUTER DATA QUALITY ★ LOW NOISE
★ MADE IN USA ★ GUARANTEED

1 DOZEN C-10 LENGTH \$8.50 + \$2.50 shpg.
2 DOZEN C-10 LENGTH \$16.00 + \$3.50 shpg.

1 DOZEN C-30 LENGTH \$12.50 + \$2.50 shpg.
2 DOZEN C-30 LENGTH \$23.50 + \$3.50 shpg.

Individual storage boxes (sold only with cassettes) \$2.40 per dozen.

CASSETTE CADDY: \$3.95 + \$2.00 shpg.


2 for \$7.00 + \$3.00 shpg.

Free shipping on one caddy with each dozen cassettes.

Foreign orders include shipping at 16 oz. per dozen tapes/9 oz. per caddy/13 oz. per dozen boxes. Shipped in U.S. by UPS.

CASSETTE CADDY

TIRED OF MISPLACED TAPES AND A CLUTTERED WORK AREA? TRY OUR HINGED TOP SMOKED PLASTIC CADDY THAT HOLDS 12 TAPES IN ONE HANDY LOCATION. EDGE LABELS INCLUDED TO IDENTIFY TAPES.



Visa and Mastercard accepted (include expiration date) Orders paid by cashier's check, money order or bankcard are shipped within 48 hours. Personal check takes 1-2 wks. No COD. Some foreign sales are restricted. Texas residents add 5% tax.

COLOR SOFTWARE SERVICES
P.O. BOX 1708, DEPT. R
GREENVILLE, TEXAS 75401

Telephone Orders: (214) 454-3674 9-4 Monday-Saturday

★ DEALER INQUIRIES INVITED

★ QUANTITY DISCOUNTS AVAILABLE



TOM MIX SOFTWARE

• FOR THE COLOR COMPUTER & TDP 100 • 3424 College N.E., Grand Rapids, MI 49505 (616) 364-4791 •

NEW

"THE FROG"


(C) 1983



16K MACHINE LANGUAGE
\$27.95 TAPE
\$30.95 DISK

ARCADE ACTION

This one will give you hours of exciting play... Cross the busy highway to the safety of the median and rest awhile before you set out across the swollen river teaming with hidden hazards. Outstanding sound and graphics.



THE KING

1982

32K Machine Language
\$26.95 tape
\$29.95 disk

ARCADE ACTION - How high can you climb? Four full graphic screens. Exciting Sound - Realistic graphics. Never before has the color computer seen a game like this. Early reviews say: Just like the arcade - Simply outstanding!


NEW

"YAAZEE"

(C) 1983

\$19.95

16K MACHINE LANGUAGE
EXT. BASIC




Yaazee is a 2 player game using five dice to get the best poker hand. After game is loaded flashing digit below player number determines which player rolls dice at the start of the game.

PROTECTORS

Exciting fast paced arcade game that looks and plays like the popular arcade game "DEFENDER".

Wave after wave of enemy fighters drop bombs on your city. Destroy them before they destroy your city. Soon the mother ships appear firing laser blasts at you. Watch for the heat seeking mines.



\$24.95 TAPE \$27.95 DISK 32K MACHINE CODE

COLOR GOLF

Now sit at your computer and play nine or eighteen holes. Outstanding graphics in the fairway or on the green. Helps your game.

32K EXTENDED BASIC \$17.95



NEW

SPACE SHUTTLE

1983

32K Ext. Basic

\$28.95 TAPE ONLY



This program gives you the real feeling of flight. Full instrumentation complete to the max. Actual simulation of space flight. **32K Ext. Basic**

NEW

"TRAPFALL"

By KEN KALISH

(C) 1983



ARCADE ACTION


The "Pitfalls" in this game are many. Hidden treasures, jump over the pits, swing on the vine, watch out for alligators, beware of the scorpion. Another game for the Color Computer with the same high resolution graphics as "The King."

16K MACHINE LANGUAGE
TAPE \$27.95
DISK \$30.95

KATERPILLAR ATTACK

Outstanding graphics and sound will end all of those trips to the arcade. So much like the arcade you have to see it to believe it. Requires Ext. Basic.

16K MACHINE LANGUAGE \$21.95
DISK \$24.95



OTHER GREAT GAMES

ALL PROGRAMS REQUIRE 16K

BIRD ATTACK-A fast paced machine language arcade game. Shoot the birdmen before they descend upon you. Watch out for their bombs! **16K Machine Language \$21.95**

MAZE RACE-Maze race is a one or two player game. Play either against the built in timer or against your favorite opponent. **16K Machine Code \$17.95**

SOLO POOL-Now play pool with your color computer. Two players. Plays like machine language. Super color. High resolution graphics. **16K Ext. Basic \$17.95**

ADVENTURES

TREK-16-Travel thru space with Spock and Capt. Kirk. Adventure. Tough! Ext. Basic. **\$17.95**

SHIPWRECK-Escape from a desert isle if you can. Great Adventure! Ext. Basic. **\$14.95**

ESCAPE FROM SPECTRE (Graphic Adventure)-You are a secret agent for British Intelligence sent on a mission to obtain the secret nerve gas formula being developed by S.P.E.C.T.R.E. to destroy the world. **16K Ext. Basic \$17.95**

Call our BBS Number 616-364-8217 24 Hours a Day



ADD \$1.00 POSTAGE & HANDLING
MICHIGAN RESIDENTS ADD 4% SALES TAX

• TOP ROYALTIES PAID
• LOOKING FOR NEW SOFTWARE



TOM MIX SOFTWARE

• FOR THE COLOR COMPUTER & TDP 100 • 3424 College N.E., Grand Rapids, MI 49505 (616) 364-4791 •

UTILITIES

COLOR MONITOR-Written in position independent code. (May be located in any free memory). Very compact. Only occupies 1174 bytes of memory. Full Featured. Includes Break-Pointing of machine language programs, register display and modify, memory display and modify, and block memory move commands. Displays memory in hex and ascii format on one line 8 bytes long. **MACHINE LANGUAGE \$24.95**

ROM-This program is a utility that will move "most" 8K Rom-Packs to disk and allow you to run them from disk. Easy to use. Requires 64K. **\$17.95**

SCREEN PRINT ROUTINE-Using your Epson or Microline Printer. Print the screen contents on a full size 8 1/2 x 11 sheet. 16K Ext. Basic **\$17.95**

TAPE DUPE Now — an all new Tape Backup Program. Even copies those hard to copy Auto-Execute Programs. Protect your software by making a backup copy. Probably the finest tape copier program ever. 16K Maching Language. **TAPE \$21.95**
DISK \$25.95

DISK TO TAPE- Dump the contents of most disk, to tape automatically. Machine Language. **\$17.95**

TAPE TO DISK - Load the contents of most tapes to disk automatically. Machine Language. **\$17.95**

MAIL LIST-Maintain a complete mailing list with phone numbers etc. Ext. Basic. **DISK BASED \$17.95**

THE FIXER-Having trouble moving those 600 Hex programs to disk? The fixer will help. Completely automatic. **\$17.95**

TAPE CAT-All new machine language program lists contents of tapes to printer. Make a catalog of your tapes. **\$17.95**

PROGRAM PRINTER UTILITY-This program will list basic programs to your printer in two column format. Saves paper and makes your listing look professional. Disk based. **\$17.95**



EDUCATIONAL SOFTWARE For The Color Computer and TDP 100

STORY PROBLEMS is a program that is designed to give practice in solving STORY PROBLEMS (sometimes called STATEMENT, THOUGHT or WORD PROBLEMS) on the COLOR COMPUTER. It is suitable for use in either a home or school environment. It is also a tool that will allow you to create new story problems to suit your children's needs and ability levels. It has many features that make it particularly attractive: Story problems involving addition, subtraction, multiplication, division or a combination of the four are presented to the student by slowly scrolling each letter of each problem onto the screen. Up to 5 students may use the program at the same time. There are 4, user modifiabale, skill levels. 16K Ext. Basic **TAPE \$19.95**

CLOCK-With the ever increasing use of digital clocks, more and more young people are unpracticed in the use of the "ANALOG" clocks. You remember those, the ones with the hands. This program will attempt to teach the relationship between the two types of clocks. **REQUIRES 16K EXT. BASIC \$14.95**

SPELLING TEST is designed to give a standard oral spelling test using the audio track of the computer's tape recorder to dictate test words and sample sentences. Student responses are typed on the keyboard and checked by the computer. Results are displayed on the screen and (if connected) on a printer. **REQUIRES 16K EXT. BASIC \$19.95**

MATH DRILL is a program designed to help children to practice addition, subtraction, multiplication, and division skills on the COLOR COMPUTER. It has several features that make its use particularly attractive.

- Up to 6 students may use the program at the same time.
- Answers for addition, subtraction and multiplication are entered from right to left, just as they are written on paper.
- Commas may be included in the answers.
- Partial products for the multiplication problems may be computed on the screen.
- Division answers that have a remainder are entered as a whole number followed by the letter "R" and the remainder.
- There are ten, user modifiable, skill levels.
- A "SMILEY FACE" is used for motivation and reward. Its size increases relative to the skill level.
- Skill levels automatically adjust to the student's ability.
- A timer measures the time used to answer each problem and the total time used for a series of problems.
- After a problem has been answered incorrectly the correct answer appears under (above in division) the incorrect answer.

REQUIRES 16K EXT BASIC \$19.95

WORD DRILL is designed to give a multiple choice vocabulary quiz. Words and definitions are entered into the program from the keyboard or from a tape file. The computer displays a randomly chosen definition and eight word choices. The student must enter his response before a built in timer reaches zero.

REQUIRES 16K EXT. BASIC \$19.95

SEARCH-A-WORD This Program generates a word search puzzle to your specifications. You specify the size of the puzzle and the number of words that it is to hide within the puzzle. 16K or 32K Ext. Basic. **TAPE \$17.95** **FLEX VERSION \$27.95**

**EDUCATIONAL PACKAGE — SPELLING TEST —
WORD DRILL — MATH DRILL — ESTIMATE —
ALL FOR — \$69.95**

ESTIMATE is a program designed to help children to practice estimating the answers to addition, subtraction, multiplication and division problems on the COLOR COMPUTER. It has many features that make its use particularly attractive:

- Up to 5 students may use the program at the same time.
- There are 5, user modifiable, skill levels.
- The acceptable percent error may be changed as a student's skill improves.
- A timer measures the number of seconds used to answer each problem and the total time used for a series of problems.
- If a problem has been answered incorrectly, the student is told the percent error and asked to try again.
- If a problem is answered incorrectly a second time, the student is told the correct answer and the range of acceptable answers is displayed.
- A report is given at the end of each set of problems that includes the number of problems done, the number of problems answered correctly on the first try and the average percent error.
- The (BREAK) key has been disabled so that a child will not inadvertently stop the program from running.

16K EXT. BASIC \$19.95

TEACHERS' DATABASE is a program designed to allow a teacher to keep a computerized file of information about his/her students. There are many features that make this program particularly attractive.

- Information on as many as 100 students (or more) may be in the computer at one time.
- Each student may have as many as 20 (or more) individual items of data in his/her record.
- The program will run from cassette or disk.
- Cassette and disk files are completely compatible.
- The program is menu driven.
- Records may be easily changed, deleted, combined or added.
- Information about students may be numerical or text.
- Records may be quickly alphabetized.
- Records may be sorted by various criteria.
- Records may be reordered (ranked) based on test scores or other data.
- Data displayed during a sort may be printed on a printer or saved on disk or cassette as a new file.
- A full statistical analysis of data may be done and sent to the printer.
- Student test scores may be weighted. **32K EXT BASIC TAPE \$39.95**
DISC \$42.95



Call our BBS Number 616-364-8217 24 Hours a Day

• ADD \$1.00 POSTAGE & HANDLING • TOP ROYALTIES PAID •
MICHIGAN RESIDENTS ADD 4% SALES TAX • LOOKING FOR NEW SOFTWARE

Be Nice To Your Printer— Give It This AL Word Processor

By D. S. Lewandowski
Rainbow Contributing Editor

This month has been a month for surprises. The original topic was going to be a clock for the 80C. However, last month (page 20) I see that Mr. Trevor beat me to the punch. Rather than being redundant, I tried to think of another topic. Burning much of the midnight oil I came up with a simple word processing program. It's written in two parts; this month we will be able to enter, look at and print the text. Next month we will add edit, tape save, and tape load features. I realize that there must be a hundred word processing programs out there, yet I haven't seen any in print except for BASIC listings. I feel that this may break some new ground and get us to use some ROM routines we would normally overlook.

When entering the program *please* use the same line numbers, as next month we shall delete the ones concerning the additional functions. This listing has been entered using the R/S EDTASM+, rather than the Micro-Works SDS80C. The reason is quite simple—I grabbed the one closest to the computer. By the way, the booklet called "USING an EDITOR/ASSEMBLER" is now available, just send your name and address with a 37 cents stamp (two 20 cent stamps will do) to DSL Computer Products, P.O. Box 1113, Dearborn, MI 48121 for a copy. Requests without return postage enclosed will not be honored.

The program is fairly straight forward. In line 120 the text buffer is defined, the location is then stored within the program at BUFST, for buffer start, and BUFEN, for buffer end. The screen is then cleared. In 160 the X register is pointed at a sign-on message. Then we branch to PRINT, the reason for calling it as a sub-routine is so we may reuse it. Line 180 branches around our reusable routine to another routine at \$A393. I like to call this routine *LINE INPUT*, as you may enter any keypress, it will terminate with either an *ENTER* or a *BREAK* key. This routine will make use of a buffer at \$02DD. It will also reset X to the start location of the buffer -1. For this reason we must take the text from this buffer and move it to our buffer prior to reusing the routine. This is what is happening at line 250. We load the Y register with our current buffer location. As I just mentioned, X is pointing at the text just typed in -1, so we need to increment X. Since there is no command such as INCX, we load A with the contents of X, and increment X, in line 260. Now X is pointing at the text we typed in, so we can move it to our buffer. Before we do, we will check the contents of A to see if

either an up arrow, (end text input) or a zero, (end of line) is there. Once all the text has been moved, a zero will be encountered which will branch us to MORE, in line 360. Here a \$0D, which is an *ENTER* key, will be stored in our buffer to signal the end of a line. The contents of the Y pointer is stored at BUFEN, and the text input is resumed.

Once an up arrow is encountered, end of input. We branch to FIN, for finish. A zero is stored in our text buffer to mark end of file. The screen is cleared, and a menu of options is displayed, which brings us to WAIT. Using the routine at \$A1C1, we scan the keyboard for a keypress. Once a key is pressed, the valid options are compared to the value of the keypress. If a match is found, that routine will be executed. If no match is found, line 600 will bring us back to WAIT.

The only options that will function are: C—Continue, P—Printer, and X—Exit to BASIC. Pressing E, L, or S will refer you to next month's *RAINBOW*. See you there.

The listing:

```

00100      ORG      $E00
00110 * A SIMPLE TEXT PROCESSOR IN ASSEMBLY LANGUAGE
00120 START  LDY    #BUFF  GET BUFF LOC.
00130      STY    BUFST
00140      STY    BUFEN
00150      JSR    $A928  CLS
00160      LDX    #MES1  PRINT INTRO
00170      BSR    PRINT  DISPLAY ON SCREEN
00180      BRA    CONT  GO AROUND ROUTINE
00190 PRINT  LDA    ,X+   GET BYTE
00200      BEQ    DONE  IF ZERO EXIT
00210      JSR    $A30A  OUTPUT A TO SCREEN
00220      BRA    PRINT  LOOP TILL DONE
00230 DONE  RTS     RETURN FROM SUB
00240 CONT  JSR    $A393  ROM INPUT ROUTINE
00250      LDY    BUFEN  TEXT POINTER
00260      LDA    ,X+
00270 LOOP  LDA    ,X+   POINT AT INPUT BUFFER
00280      CMPA   #$5E   UP ARROW?
00290      BEQ    FIN
00300      CMPA   #0     END OF LINE?
00310      BEQ    MORE  GET ANOTHER LINE
00320      STA    ,Y+
00330      BRA    LOOP
00340 BUFST  FDB    0     BUFF POINTER
00350 BUFEN  FDB    0
00360 MORE  LDA    #$0D  ENTER BYTE
00370      STA    ,Y+
00380      STY    BUFEN  SAVE LOC.
00390      BRA    CONT  GET TEXT
00400 FIN   LDA    #$00  END OF TEXT
00410      STA    ,Y
00420      STY    BUFEN  UPDATE POINTER
00430 FIN1  JSR    $A928  CLS
00440      LDX    #MES3
00450      JSR    PRINT  DISPLAY OPTIONS
00460 WAIT  JSR    $A1C1  INKEY$
00470      BEQ    WAIT
00480      CMPA   #$43  ASCII C
00490      BEQ    REST  RESTART

```

00500	CMPA	#45	ASCII E
00510	LBEQ	EDIT	
00520	CMPA	#4C	ASCII L
00530	LBEQ	LOAD	
00540	CMPA	#50	ASCII P
00550	BEQ	PAPER	
00560	CMPA	#53	ASCII S
00570	LBEQ	SAVE	
00580	CMPA	#58	ASCII X
00590	BEQ	EXIT	
00600	BRA	WAIT	
00610	REST	JSR	#A928 CLS
00620	LDX	#MES2	POINT AT PROMPT
00630	JSR	PRINT	
00640	LDX	BUFST	POINT AT TEXT
00650	JSR	PRINT	PRINT TEXT
00660	JMP	CONT	ENTER MORE TEXT
00670	PAPER	LDY	BUFST POINT AT START
00680	LOOP2	LDA	,Y+ GET TEXT
00690	BEQ	FIN1	ALL TEXT PRINTED
00700	JSR	#A2BF	SEND TO PRINTER
00710	BRA	LOOP2	
00720	EXIT	JMP	#A027
00730	SAVE	NOP	
00740	EDIT	NOP	
00750	LOAD	LDX	#TMES
00760	JSR	PRINT	

00770	BRA	WAIT	
00780	TMES	FCC	/NOT AVAILABLE TILL JULY ISSUE OF RAINBOW/
00790	FDB	\$0000	
00800	MES1	FCC	/ A SIMPLE TEXT/
00810	FCB	\$00	
00820	FCC	/	HANDLING PROGRAM/
00830	FCB	\$00	
00840	FCC	/	by D.S. LEWANDOWSKI/
00850	FDB	\$0000	
00860	MES2	FCC	/ ENTER TEXT TERMINATE EACH LINE
WITH AN enter. PRESS ^ KEY AND PRESS ENTER TO STOP./			
00870	FDB	\$0000	
00880	MES3	FCC	/ C - CONTINUE/
00890	FDB	\$0000	
00900	FCC	/	E - EDIT/
00910	FDB	\$0000	
00920	FCC	/	L - LOAD FROM TAPE/
00930	FDB	\$0000	
00940	FCC	/	P - SEND TEXT TO PRINTER/
00950	FDB	\$0000	
00960	FCC	/	S - SAVE ON TAPE/
00970	FDB	\$0000	
00980	FCC	/	X - EXIT TO BASIC/
00990	FDB	\$0000	
01000	BUFF	*	
01010	END	START	



AUTOTERM+ COLOR COMPUTER
 TURNS YOUR COLOR COMPUTER INTO THE
WORLD'S
SMARTEST TERMINAL!
 YOU'LL ALSO USE AUTOTERM FOR SIMPLE
 WORD PROCESSING & RECORD KEEPING.

EASY TO USE

ON-THE-SCREEN EDITING via cursor. Full prompting. Scrolling. Key Beep & Error Beebop.

PLEASANTLY POWERFUL

Total communications ability at 110 to 1200 baud. Transmit text, graphics, BASIC and Machine Language. Save & Load cassette/disk files while on line. Scan/Edit current data while receiving more data. Use any modem. Fully supports D. C. Hayes & others. Use any printer, page size, margins, line spacing. Override narrow text width of received data. Imbedded printer controls.

TRULY AUTOMATIC

Automate almost any communications activity. Dial via modem, sign-on, interact, sign-off. Perform an entire session. Act as a message taker. Keystroke Multipliers may include parameter changes, editing, time delays, execution of other multipliers, looping, waiting for partially specified responses, and branching based upon alternative responses.

32K MEMORY RECOMMENDED

CASSETTE \$39.95 DISKETTE (coming soon) \$49.95
 Add \$2 Shipping & Handling



PXE Computing
 11 Vicksburg Lane
 Richardson, TX 75080

Telephone
SOFTWARE CONCEPTS
 214/458-0330
 MC/VISA/COD

AUTO-DIALER

BY SOUNDWORKS

- AUTOMATIC PHONE DIALER
- ULTRA HIGH SPEED DIALING AND REDIALING
- STORE OVER 50 NUMBERS
- NO MODEM REQUIRED
- NO TONE SERVICE NEEDED
- SIMPLE HOOK - UP
- ADAPTABLE TO ANY PHONE
- 16K EXTENDED REQUIRED

CASSETTE \$24.95 DISK \$34.95

Soundworks Productions
 26 EAST 7th STREET
 PATCHOGUE, NEW YORK 11772

N.Y.S. RESIDENTS - ADD 7.25% TAX

PRINT #-2,

(continued from page 12)

For you poster fans, we have bowed to your letters and are pleased to be able to announce that we now have a full-size poster available of the January, 1983, cover. That's the fine acrylic by Fred Crawford of the wizard, dragons, crawly creatures and other things that graced our special Adventure Issue. Cost is \$5 plus \$1.50 for postage and handling. We *do* have only a limited supply, so when they're gone, they're gone. This poster is really nice and features the full artwork plus a *Rainbow* logo. But, no cover lines, mailing information and the like on the poster! It is designed to be a worthy addition to your computer room.

I don't want to get into the Second Anniversary Column early, but I really *have* to say thanks to the countless thousands of you who have taken the time to call and write and say nice things about us. And, too, to thank you for mentioning us when contacting our advertisers when you have occasion to buy or inquire about a product.

By far, we are the largest selling Color Computer magazine in the world — both in terms of size and of circulation. We've been able to achieve that distinction because of your fantastic support of what we have been trying to do.

I hope you will continue to support us. We intend to keep your interests paramount. And, although there are a lot of people here right now, we make sure that anyone who is associated with *the Rainbow* knows that you, our readers and subscribers, are the most important of all.

The Rainbow started as a two-page photocopied newsletter to serve a few people who had just bought something new called a TRS-80 Color Computer. And, while we've grown pretty big by now, I like to feel we have done so simply because we keep one word consistently in mind — service. Service to you and to the Color Computer. Frankly, we're not out to make big bucks and we do not see the CoCo as a mechanism to make money. Instead, we see *the Rainbow* as an opportunity to serve you and the CoCo Community.

We hope you'll help us continue.

—Lonnie Falk

Submitting Material To the Rainbow

Contributions to *the RAINBOW* are welcome from everyone. We like to run a variety of programs which will be useful/helpful/-fun for other CoCo owners.

Program submissions must be on tape or disk and it is best to make several saves, at least one of them in ASCII format. We're sorry, but we do not have time to key in programs. All programs should be supported by some editorial commentary, explaining how the program works. We're much more interested in how your submission works and runs than how you developed it. Programs should be learning experiences.

We do pay for submissions, based on a number of criteria. Those wishing remuneration should *so state* when making submissions.

For the benefit of those who wish more detailed information on making submissions, please send a SASE to: Submissions Editor, *the RAINBOW*, P.O. Box 209, Prospect, KY 40059. We will send you some more comprehensive guidelines.

Please do not submit programs or articles currently submitted to another publication.

C.C. DIALER



Let your Co. Co. do the "walking".

Turn your computer into an automatic telephone dialer.

Generate touch tones from C.C.'s keyboard or stored directory.

Save, load and modify directories on tape or disk.

Requires Extended Basic and Touch Tone phone service.

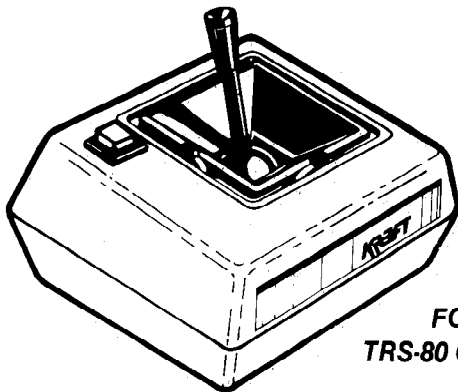
CASSETTE VERSION - \$29.95
DISK VERSION - \$34.95

Send cheque or money order to:

CHRIS COMPUTERS
6299 Alderwood Lane
Delta, B.C. Canada V4E 3E7

(B.C. Residents include 6% Sales Tax)

KRAFT PREMIUM JOYSTICK



FOR
TRS-80 COLOR

- Fingertip control and greater cursor accuracy
- "Spring-centering" and "free-floating" stick modes at the flip of a switch
- Comfortable button placement for fast action




Box 668 •
6809 Specialists Encinitas, CA 92024

(619) 436-3512

Computerware is a trademark of Computerware.

YOUR COLOR COMPUTER JUST GOT WHEELS!



REVOLUTION!

You accelerate hard down a long straightaway, braking heavily at the end for a hard corner. You slice smoothly through the esses, and then boldly keep the power on for a fast sweeper. The Ferrari drifts dangerously near the edge, but you make a tiny correction in the steering, and you are through.

The finish line flashes by, and suddenly you are in the pits. The car falls silent. You see your lap times being held up. Your final lap was a new lap record! At last, you permit yourself a small smile.

You have mastered this powerful car on a difficult track, driving with the assurance and precision that comes only from long hours of practice.

You are driving an *authentic* race car. You are playing *Revolution!*

FANTASTIC ACTION

Revolution uses high resolution, machine language graphics for action that is smooth and fast. The emphasis is on authenticity in the control and motion of your car. As in driving a real race car, accuracy and precision in your driving are what counts. Frills and non-essentials have been left out.

PURE COMPETITION

Like a real race driver in practice and qualifying sessions, you compete against the clock and against the existing lap record for that track. *Revolution* records the lap records and the name of the person who set the record, so you always know who reigns supreme on your favorite track!

DESIGNED WITH YOU IN MIND

Revolution is menu-driven, and self explanatory. Information screens tell you what you need to know. When you're ready to play, a menu of the names of all your tracks is displayed, along with the lap record for each track and the name of the person who set that lap record. You select a track with a single keystroke, and *Revolution* takes you there.

A NEW CONCEPT

Revolution is a unique game, because it allows you to create the most important part of any race game: the track itself.

The first time you run *Revolution*, you will be able to choose from several tracks and cars which are included with the game.

But, with *Revolution*, this is only the beginning! You can create as many tracks as you like. You can make each new track as difficult or as easy as you wish. You can make easy ones to begin with, and tougher ones as you become more skilled. You may find creating tracks to be almost as much fun as driving on them!

You can save your favorite tracks to run on again whenever you wish. *Revolution* will automatically add these new tracks to the menu. And you can exchange your favorite tracks with other *Revolution* owners.

Be careful, though, about letting your friends play this game. They may not want to let you have your computer back!

THE EARLY REVOLUTION

A prototype version of *Revolution* was published in the September, 1982 issue of *Rainbow* magazine, under the name *The Track*. The response to *The Track* has been terrific.

Revolution has all the features that have made *The Track* a favorite, and *Revolution's* fast, high-resolution machine language graphics are dramatically improved over the prototype's.

REVOLUTION NOW!

The original *Revolution* for the TRS-80™ Color Computer requires 32K and one disk drive. A new cassette version has action just like the disk version, and similar track-saving features excluding a menu of available tracks. The cassette version will run on a 32K Color Computer or TDP-100. You can upgrade to the disk version later, too, for a nominal fee.

REVOLUTION

For 32K Disk \$24.95

For 32K Cassette . . . \$21.95

Requires Joysticks
& Extended BASIC

Connecticut residents add 7½% sales tax.
TRS-80 is a trademark of Tandy Corporation.



Inter  Action



113 Ward Street • Dept. R • New Haven, CT 06519 • (203) 562-5748

This Will Program Your Keys On *Professional Keyboard*

People who have bought the *Professional Keyboard* for CoCo may want to program the four function keys, F1-F4, that appear on the keyboard. One way to do this is with the following program, which will assign the following functions to the keys:

- F1** — When pressed with the shift key will make a screen dump of the contents of your screen to a printer.
- F2** — When held down will function as a repeat key. Any key pressed along with this key will repeat.
- F3** — If you have a lowercase kit, pressing this key will “flip” between the upper case and lower case display.
- F4** — A Control key. When used like a shift, it will subtract 64 from the ASCII value. For example, pressing Control and the “H” key will give you a backspace.

To make this program work, type it in and then *RUN* it. It will *EXECute* automatically. Because it *POKEs* information into high memory, it will not interfere with your BASIC programs.

The listing:

```
1 A=PEEK(116)*256+PEEK(117)
2 CLEAR200,A-226:A=PEEK(116)*256+PEEK(117):
```

```
FOR X=A-226 TO A: READ A$: POKE X, VAL(-
"&H"+A$):NEXT:EXEC A-226:NEW
10 DATA BE, 01, 6B, 0F, FD, 9F, F8, BE, 01, 68, BF, 7C,
E1, 31, 8D, 00, 15, 10, BF, 01, 6B, 86, 7E, B7, 01, 6A, B7, 01,
67, 31, 8D, 00, B1, 10, BF, 01, 68, 39, 32, 62, AD, 9F, 0F, 70,
0D, 6F, 27, 03, 7E, A1, 7F, BD, A1, B1, 81, BD, 27, F9, 81,
04, 27, F5, 81, 67, 27, 45, 81, 13, 10, 27, 00, 4E, 34, 02, B6, 01,
56, 85
20 DATA 40, 26, 1F, 86, FF, B7, 01, 52, B7, 01, 53, B7, 01,
54, B7, 01, 55, B7, 01, 57, B7, 01, 58, B7, 01, 59, 86, BF, B7,
01, 56, 35, 02, 39, B6, 01, 58, 85, 40, 26, 0D, 35, 02, 81, 41, 25,
06, 81, 5B, 24, 02, 80, 40, 39, 35, 02, 39, 34, 02, B6, 01, 57, 85,
40, 26, BA, 35, 02, 03, FD, 4F, 39, 34, 36, B6, 01, 55, 85, 40,
26
30 DATA 2F, 8E, 04, 00, C6, 20, A6, 80, 81, 60, 26, 04, 86,
20, 20, 0E, 81, 20, 24, 04, 8B, 60, 20, 06, 81, 60, 25, 02, 88, 40,
84, 7F, BD, A2, BF, 5A, 26, E0, 86, 0D, BD, A2, BF, 8C, 06,
00, 26, D4, 35, B6, 0D, 6F, 26, 0A, 0D, FD, 27, 06, 81, 41, 25,
02, 88, 20, 7E, CB, 4A
```

—Bob Rosen

ARE YOUR WALKING FINGERS GETTING FOOTSORE ?

Tired of typing in those long, but wonderful, programs from each issue of **the RAINBOW**? Now, you can get **RAINBOW ON TAPE** and give those tired fingers a rest. With **RAINBOW ON TAPE**, you'll be able to spend your time enjoying programs instead of just typing...typing...typing them! All you need to do ever again is pop a **RAINBOW ON TAPE** cassette into your recorder. CLOAD and RUN any one you want.

RAINBOW ON TAPE is available as a single issue for \$6.50 or on a yearly subscription basis for only \$60. It is the perfect complement for **the RAINBOW** itself.

VISA, MasterCard and American Express accepted. All subscriptions begin with the current issue and back issues are available beginning with April, 1982. Subscriptions are sent first class mail to coincide with the arrival of your current issue of **the RAINBOW**.

Now . . .

The Best Color Computer Magazine Offers The Best Tape Service

Think of it! Not 10 or a dozen—but between 20 and 30—programs every month from **Rainbow On Tape**. All the really good programs from the **Rainbow**! All the long ones . . . so you don't have to type them in. Just CLOAD and RUN!

ORDER RAINBOW ON TAPE TODAY!
HANDY ORDER CARD BETWEEN PAGES 34 and 35

READ THE FINE PRINT.

It's worth your time. This is good stuff.

SYSTEMS SOFTWARE

MACRO-80C

This is a **disk-based editor, macro assembler and monitor**, written for Color Computer by Andy Phelps. **THIS IS IT** — The ultimate programming tool!

The powerful 2-pass macro assembler features conditional assembly, local labels, include files and cross referenced symbol tables. MACRO-80C supports the complete Motorola 6809 instruction set in standard source format. There are no changes, constraints or shortcuts in the source language definition. Incorporating all of the features of our Rompack-based assembler (SDS80C), MACRO-80C contains many more useful instructions and pseudo-ops which aid the programmer and add power and flexibility.

The screen-oriented text editor is designed for efficient and easy editing of assembly language programs. The "Help Key" feature makes it simple and fun to learn to use the editor. As the editor requires no line numbers, you can use the arrow keys to position the cursor anywhere in the file. MACRO-80C allows global changes and moving/copying blocks of text. You can edit lines of assembly source which are longer than 32 characters.

DCBUG is a machine language monitor which allows examining and altering of memory, setting break points, etc.

The editor, assembler and monitor — as well as sample programs — come on one Radio Shack compatible disk. Extensive documentation included. **MACRO-80C Price: \$99.95**

SOFTWARE DEVELOPMENT SYSTEM

The Micro Works Software Development System (SDS80C) is a complete 6809 editor, assembler and monitor package contained in one Color Computer program pack! Vastly superior to RAM-based assemblers/editors, the SDS80C is non-volatile, meaning that if your application program bombs, it can't destroy your editor/assembler. Plus it leaves almost all of 16K or 32K RAM free for your program. Since all three programs, editor, assembler and monitor are co-resident, we eliminate tedious program loading when going back and forth from editing to assembly and debugging!

The powerful screen-oriented Editor features finds, changes, moves, copies and much more. All keys have convenient auto repeat (typamatic), and since no line numbers are required, the full width of the screen may be used to generate well commented code.

The Assembler features all of the following: complete 6809 instruction set; conditional assembly; local labels; assembly to cassette tape or to memory; listing to screen or printer; and mnemonic error codes instead of numbers.

The versatile monitor is tailored for debugging programs generated by the Assembler and Editor. It features examine/change of memory or registers, cassette load and save, breakpoints and more. **SDS80C Price: \$89.95**

MICRO WORKS COLOR FORTH

- Forth is faster to program in than Basic
- Forth is easier to learn than Assembly Language
- Forth executes in less time than Basic

Forth is a highly interactive language like Basic, with structure like Pascal and execution speed close to that of Assembly Language. The Micro Works Color Forth is a Rompack containing everything you need to run Forth on your Color Computer.

Color Forth consists of the standard FORTH Interest Group (FIG) implementation of the language plus

most of FORTH-79. It has a super screen editor with split screen display. Mass storage is on cassette. Color Forth also contains a decompiler and other aids for learning the inner workings of this fascinating language. It will run on 4K, 16K, and 32K computers. Color Forth contains 10K of ROM, leaving your RAM for your programs! There are simple words to effectively use the Hi-Res Color Computer graphics, joysticks, and sound. The 112-page manual includes a glossary of the system-specific words, a full standard FIG glossary and complete source listing. **COLOR FORTH ... THE BEST!** From the leader in Forth, Talbot Microsystems. **Price: \$109.95**

MICROTEXT: COMMUNICATIONS VIA YOUR MODEM!

Make your Color Computer an intelligent printing terminal with off-line storage! The Microtext module is just what you'll need for:

- Talking to a timeshare system or information service
- Printing out what is received as it is received
- Saving received text to cassette tape
- Re-displaying the received text even while on-line
- Communications with other computers
- Using your computer as a general-purpose 300-baud terminal
- Downloading programs from other computers

The Microtext module is a program pack containing not only firmware but a second serial port so that both your printer and modem can be connected at the same time. Microtext can be configured for any serial printer that will work with the Color Computer, even if it requires line feeds! But even if you don't have a printer, you can keep a permanent copy of your data by storing to cassette tape. Also, any Radio Shack/Centronics-compatible parallel printer may be used by adding the Micro Works' PI80C parallel interface.

For those of you with special terminal applications, Microtext has selectable parity; it sends odd, even, mark or space. With mark parity (which is default) you can send to computers requiring either seven or eight bits. All 128 ASCII codes can be sent. Exchange programs with other Color Computer users! Basic programs may be downloaded from other computers or timesharing systems.

You'll find many uses for this versatile module! Available in ROMPACK, ready-to-use, for **\$59.95**.

MACHINE LANGUAGE

MONITOR TAPE: A cassette tape which allows you to directly access memory, I/O and registers with a formatted hex display. Great for machine language programming, debugging and learning. It can also send/receive RS232 at up to 9600 baud, including host system download/upload. 19 commands in all. Relocatable and reentrant. **CBUG Tape Price: \$29.95**

MONITOR ROM: The same program as above, supplied in 2716 EPROM. This allows you to use the entire RAM space. And you don't need to re-load the monitor each time you use it. The EPROM plugs into the Extended Basic ROM Socket or the Romless Pak I. **CBUG ROM Price: \$39.95**

SOURCE GENERATOR: This package is a disassembler which runs on the color computer and generates your own source listing of the BASIC interpreter ROM. Also included is a documentation package which gives useful ROM entry points, complete memory map, I/O hardware details and more. A 16K system is required for the use of this cassette. **80C Disassembler Price: \$49.95**

BOOKS

6809 Assembly Language Programming, by Lance Leventhal, **\$16.95**

TRS-80 Color Computer Graphics, by Don Inman, **\$14.95**

Assembly Language Graphics for the TRS-80 Color Computer, by Don Inman, **\$14.95**

Starting Forth, by L. Brodie, **\$19.95**

GAMES

Star Blaster — Blast your way through an asteroid field in this action-packed Hi-Res graphics game. Available in ROMPACK; requires 16K. **Price: \$39.95**

Pac Attack — Try your hand at this challenging game by Computerware, with fantastic graphics, sound and action! Cassette requires 16K. **Price: \$24.95**

Haywire — Have fun zapping robots with this Hi-Res game by Mark Data Products. Cassette requires 16K. **\$24.95**

Dunkey Munkey — Arcade excitement awaits those who dare to conquer the Munkey! Joystick and 32K required, by Intellectronics. Cassette: **\$24.95**

Colorpede — Great graphics, two-player option, and pause control in this exciting game by Intracolor Communication. Cassette requires 16K: **\$29.95**

Adventure — *Black Sanctum* and *Calixto Island* by Mark Data Products. Each cassette requires 16K: **\$19.95** each.

Cave Hunter — Experience vivid colors, bizarre sounds and eerie creatures in hot pursuit as you wind your way through a cave maze in search of gold treasures. This exciting Hi-Res game by Mark Data Products requires 16K for cassette version. **\$24.95**

Starfire — Fly around the planet defending Earthlings from being snatched up by aliens in this challenging game from Intellectronics. Cassette requires 16K: **\$21.95**

Doodle Bug — Joystick-controlled Doodle Bugs must move quickly through mazes while being chased by enemy bugs in Hi-Res game by Computerware. Cassette requires 16K: **\$24.95**

Astro Blast — You'll need to act fast as you protect Earth from wave after wave of alien invaders in this Hi-Res game by Mark Data. Cassette requires 16K: **\$24.95**

HARDWARE

PARALLEL PRINTER INTERFACE — Serial to parallel converter allows use of all standard parallel printers. PI80C plugs into the serial output port, leaving your Rompack slot free. You supply the printer cable. **PI80C Price: \$69.95**

MEMORY UPGRADE KITS: Consisting of 4116 200ns., integrated circuits, with instructions for installation. **4K-16K Kit Price: \$39.95. 16K-32K Kit** (requires soldering experience) **Price: \$39.95.** For Rev. level E, ET, NC and TDP-100s, we carry 64K chips; upgrading is easy! Eight prime **64K chips** and instructions: **\$64.95**

Romless Packs for your custom EPROMs — call or write for information.

THE **MICRO WORKS**

MasterCharge/Visa Accepted
California residents add 6% tax.

P.O. BOX 1110, DEL MAR, CA 92014 (619) 942-2400

RAINBOW SCOREBOARD

Give us your best: Join the ranks of these courageous CoCoists in showing the Color Computer world your high score at your favorite micro-diversion. We want to put your best effort on record in the Rainbow's Scoreboard column. All entries must be received by the first of the month to be eligible for the following month's Scoreboard.

★ New Number One

☆ Last Month's Number One

SCORE	PLAYER	SCORE	PLAYER
	ASTRO BLAST	446,000	☆ Andy Klingler, San Diego, CA
92,000	★ Harry Sawyer, Watchung, NJ	427,160	Chantal Delorme, Actonvale, Quebec, Canada
75,314	Mike Hall, Hartland, WI	388,060	Michelle Thompson, Milipitas, MS
63,000	☆ Cameron Amick, Reisterstown, MD		COLOUR PAC ATTACK
53,000	Peter Niessen, Carlisle, MA	193,000	☆ Cameron Amick, Reisterstown, MD
31,600	David Rosicky, Pittsburgh, PA	27,500	David Rosicky, Pittsburgh, PA
	AVENGER		CONQUEST OF KZIRGLA
11,560	☆ Peter Niessen, Carlisle, MA	10,399	☆ Scott Sehlhorst, Columbia, SC
5,345	Craig Schubert, Newfoundland, NJ		DEFENSE
5,000	Cameron Amick, Reisterstown, MD	58,900	★ Greg Scott, Orlando, FL
	BERSERK		DOUBLEBACK
10,250	★ Mike Anheluk, Fall Creek, OR	48,160	★ Mary H. Thomas, Louisville, KY
10,070	Harry Sawyer, Watchung, NJ		DUNKEY MUNKEY
6,150	Steve Skrzyziarz, Tacoma, WA	1,099,400	☆ Andrew Herron, High Point, NC
	BUSTOUT	1,000,500	Wendy Johnson, San Jose, CA
25,510	☆ Andy Klingler, San Diego, CA	1,000,001	Grant Gillott, Calgary, Alberta, Canada
	CATCH 'EM	626,400	Peter Niessen, Carlisle, MA
91,000	★ Dean Bouchard, Kingston, Nova Scotia, Canada	512,300	Harry Sawyer, Watchung, NJ
65,768	Laura Sandman, Louisville, KY		FROG TREK
	CAVE HUNTER	7,160	★ Mike Anheluk, Fall Creek, OR
42,600	★ Gary Ritchie, Bellevue, Alberta, Canada		GALACTIC ATTACK
	CLOWNS & BALLOONS	34,350	★ Murray Schechter, New York, NY
61,700	★ Dan Dowling, San Bruno, CA	31,780	☆ Andy Klingler, San Diego, CA
	COLOR HAYWIRE	30,350	Mark Raphael, Englishtown, NJ
10,250	☆ Pat Downard, Louisville, KY	28,000	Nathan Miller, Portland, OR
9,750	Andy Klingler, San Diego, CA	26,040	Warren Schubert, Newfoundland, NJ
9,550	Alan Lewis, Ridgefield, CT	24,680	Hans Haimberger, Milton Freewater, OR
9,550	Murray Schechter, New York, NY	18,360	Doug Toombs, Rochester, NY
9,200	Dean Bouchard, Kingston, Nova Scotia, Canada		GHOST GOBLER
9,200	Peter Stumpf, McHenry, IL	825,250	☆ Randy Gerber, Wilmette, IL
	COLOR INVADERS	103,590	Harry Sawyer, Watchung, NJ
83,000	☆ Cameron Amick, Reisterstown, MD	49,880	Steven Picone, Leominster, MA
	COLOR METEORIDS		INVADERS REVENGE
149,000	☆ Cameron Amick, Reisterstown, MD	32,600	★ Harry Sawyer, Watchung, NJ
148,600	Harry Sawyer, Watchung, NJ		INVASION
72,000	Herb Little, Fredericton, NB, Canada	82,000	★ Harry Sawyer, Watchung, NJ
	COLORPEDE		KATERPILLAR ATTACK
2,005,227	★ Jennifer Maxey, Kalamazoo, MI	12,703	★ Warren Schubert, Newfoundland, NJ
1,329,868	Russ Eubanks, Jay, ME	12,100	Peter Stumpf, McHenry, IL
1,104,029	Gary Ritchie, Bellevue, Alberta, Canada	10,249	☆ Cameron Amick, Reisterstown, MD
590,000	Larry Seida, University of MN	7,556	Peter Niessen, Carlisle, MA
495,669	Mike Anheluk, Fall Creek, OR		THE KING
489,684	Andy Potter, Crofton, MD	805,700	★ Dave Mercer, Marissa, IL
448,723	Balinda Fortman, Flagstaff, AZ	486,500	Frank Bottino, St. Louis, MO
377,749	Mike Hall, Hartland, WI	448,900	Alan Mack, Penn Yan, NY
163,863	Danny Burch, Louisville, KY	346,000	Miles C. Langmacher, Minco, OK
	COLOR SCARFMAN	319,000	☆ Steve Skrzyziarz, Tacoma, WA
506,560	★ Russ Eubanks, Jay, ME	316,700	Brad Scoffin, Encinitas, CA
448,860	James Quadarella, Brooklyn, NY	185,700	Larry Seida, University of MN

SCORE

PLAYER

145,500 Michael Rothman, Solon, OH
 126,900 Alan Cox, Roseville, CA

KOSMIC KAMIKAZEE
 49,900 ★ Mark Raphael, Englishtown, NJ

MEGA-BUG
 12,236 ★ Claude Malepart, Montreal, Quebec
 Canada
 9,901 Beverly Cremer, Kempton, W. Ger-
 many
 9,546 Gary Ritchie, Bellevue, Alberta,
 Canada
 8,942 Russ Eubanks, Jay, ME
 8,781 Ken Miller, Yardley, PA
 7,801 Jen Teeter, Hawley, PA
 7,235 Dick Teeter, Hawley, PA
 6,732 Julie Teeter, Hawley, PA

MICROBES
 259,700 ★ Sheila Coleman, Griffin, GA
 80,400 Ken Miller, Yardley, PA
 63,570 Greg Scott & Greg Shields, Orlan-
 do, FL
 15,620 Russ Eubanks, Jay, ME

MR. MUNCH
 24,680 ★ Alan Mack, Penn Yan, NY

MONKEY KONG
 963 ★ Mark Dowling, San Bruno, CA

MONSTER MAZE
 30,000 ★ Claude Malepart, Montreal, Que-
 bec, Canada

PAC ATTACK
 30,650 ☆ Peter Niessen, Carlisle, MA

PAC DROIDS
 48,640 ★ Murray Schechter, New York, NY
 45,000 James Quadarella, Brooklyn, NY
 17,000 ☆ Peter Niessen, Carlisle, MA

PACET-MAN
 5,000 ☆ Cameron Amick, Reisterstown, MD

PHANTOM SLAYER
 180 ★ Mike Hall, Hartland, WI

PINBALL
 66,650 ★ Ken Miller, Yardley, PA

PLANET INVASION
 225,400 Chris Sweet, Harvard, MA
 67,240 Alan Mack, Penn Yan, NY
 59,480 Steve Skrzyniarz, Tacoma, WA
 57,600 Brian Bates
 42,300 Greg Scott, Orlando, FL

POLARIS
 101,000 ★ James Quadarella, Brooklyn NY
 69,455 ☆ Alan J. Weiss, Summitt, NJ
 61,000 Dan Dowling, San Bruno, CA
 57,892 Sheila Coleman, Griffin, GA
 54,370 David Rosicky, Pittsburgh, PA
 46,000 Doug Toombs, Rochester, NY
 45,462 Tom Disch, Brookfield, WI
 39,688 Matthew Breneugen, Lake Elmo,
 MN

POLTERGEIST
 4,956 ★ Mark Dowling, San Bruno, CA
 4,455 Ken Miller, Yardley, PA

POPCORN
 110,570 ☆ Cameron Amick, Reisterstown, MD
 56,000 James Quadarella, Brooklyn, NY

358,514 ☆
 94,000

PROTECTORS
 Cameron Amick, Reisterstown, MD
 Gerry Schechter, Yonkers, NY

405,900 ★

ROBOTACK
 Joseph Prasio, Oswego, NY

565 ★

SHUTTLE SIMULATOR
 John W. Fraysse, Dahlgren, VA

1:04.17 ☆

SKIING
 Andy Klingler, San Diego, CA (No
 Errors)

1:13.16

Doug Toombs, Rochester, NY

1:13.25

Cameron Amick, Reisterstown, MD

6,700 ★

SKY DEFENSE
 Mike Anheluk, Fall Creek, OR

6,120

Steve Skrzyniarz, Tacoma, WA

5,200 ☆

Cameron Amick, Reisterstown, MD

103 ★

SOLO POOL
 John W. Fraysse, Dahlgren, VA

156,650 ★

SPACE ASSAULT
 Nathan Miller, Portland, OR

124,660

Alan Mack, Penn Yan, NY

120,880

Murray Schechter, New York, NY

97,500

Alan Lewis, Ridgefield, CT

53,030

Warren Schubert, Newfoundland,
 NJ

62,300 ☆

SPACE INVADERS
 Peter Niessen, Carlisle, MA

31,525 ★

SPACE RACE
 Greg Scott, Orlando, FL

594 ★

SPACE SHUTTLE
 Steve Schweitzer, Sewell, NJ

116,000 ☆

SPACE WAR
 Peter Niessen, Carlisle, MA

21,628 ★

STARBASE ATTACK
 Mark Raphael, Englishtown, NJ

408,245 ★

STARBLASTER
 Mark Dowling, San Bruno, CA

325,790

Mike Anheluk, Fall Creek, OR

126,135

Mike Hall, Hartland, WI

80,001

Alan Lewis, Ridgefield, CT

2,102,450 ★

STARFIRE
 Dean Bouchard, Kingston, Nova
 Scotia, Canada

1,320,150 ☆

Joy Bailey, Lexington, NC

618,400

Peter Stumpf, McHenry, IL

464,700

Cameron Amick, Reisterstown, MD

68,500 ☆

STARSHIP CHAMELEON
 Cameron Amick, Reisterstown, MD

64,800

David Rosicky, Pittsburgh, PA

723,335 ★

STORM
 Chris Sweet, Harvard, MA

380,000 ☆

Cameron Amick, Reisterstown, MD

69,710

Steve Skrzyniarz, Tacoma, WA

60,265

Peter Niessen, Carlisle, MA

2,152,150 ★

VENTURER
 Greg Scott, Orlando, FL

1,526,200 ☆

Peter Niessen, Carlisle, MA

344,550

Steve Skrzyniarz, Tacoma, WA

313,250

David Glovinsky, Staten Island, NY

81,800 ★

ZAXXON
 Matt Cox, Roseville, CA

78,190

Steve Skrzyniarz, Tacoma, WA

How To 'Zonk Proof' Your Disk Directories

By Thomas F. Szlucha

If you own a Radio Shack disk drive for your Color Computer, you will be interested in the following disk utility program. If you are contemplating a disk drive in the future for your Color Computer, you may also be interested in this article because it may influence your choice of a disk system.

A disk drive represents one of the ultimate peripherals which can be added to the Color Computer. It allows almost instant recall of program files and gives the ability to do real data file handling on this computer. Although there are several competing operating systems available, the Radio Shack disk system represents a logical choice. It is the only configuration that is supported by Tandy, but, perhaps more important, the vast majority of independent software developers support this operating system.

I have learned several things about the Radio Shack Color Disk Drive after having made the *logical choice* of this system. It features the advantage of having the operating system stored on ROM rather than taking up valuable RAM space. Also, the operating system is very "user friendly;" you hardly know it is there until you need it to store or retrieve a program. That is enough platitudes for the Radio Shack Color Disk Drive, because this article is not about what is right with this system but what is wrong with it. This disk system has an inherent reliability shortfall related to a random loss of the Directory. Track 17, the middle track on the disk, contains vital information that the operating system needs in order to access or save programs and data files. This information is referred to as the Directory. The loss of information on this track which I and many others using the Radio Shack drive system have experienced is not completely understood. It appears that it may be due to loose or dirty contacts in the interface connector. Since the drive head rests over track 17 most of the time, spurious signals to the drive controller can scramble the information written in the Directory. Again, these failures are random but when they do occur, they are fatal. The disk cannot be accessed by normal means. All programs and data become lost. The accompanying program can be used to eliminate


this problem by making a spare copy of the information in the Directory ready for instant recovery of a zonked Directory.

COPYDIR is written in Extended Color BASIC. It makes a backup copy of track 17 onto track 0. When you run the program, the computer first checks to see if track 0 is being used from program storage. If the disk is only partially full, it probably is not in use, because track 0 is one of the last tracks written on as you fill a disk. If the track is not in use, a special code (CHR\$ 191) is put into byte 0 of sector 2 in track 17 to reserve track 0 for the backup Directory. This sector in the Directory is referred to as the File Allocation Table. You can read about this in more detail in the Color Disk System Owners Manual—Chapter 11.

After reserving track 0, you are presented with a short menu asking whether you want to copy track 17 or restore the Directory. Before you run the program to copy track 17, consider if there is any data on track 0 from a previous Directory copy run that you may have deleted from the present Directory with a Kill command. *COPYDIR* can be used to restore a previously deleted program if the data relating to this program exists in the Directory copy. To aid in this decision process, the program will scroll the information on track 0 onto the screen. If you are not interested in trying to restore a deleted program, then simply select (C)opy 17. If you note a deleted program, be sure to examine the normal Directory to see if there are any new programs not listed in the backup copy of the Directory. If so, copy them onto another disk for temporary storage or you will lose them in the process of restoring the old Directory.

You will want to keep a copy of *COPYDIR* on all your working disks and run it occasionally to keep your backup up-to-date. When you need to restore a wrecked Directory you will have to load *COPYDIR* from another disk. A typical symptom of a wrecked Directory is an I/O error response after issuing a *DIR* command. My experience with the R.S. Color Disk system is that, with moderate use, disk failures occur at the rate of about one to two a month. Greater than 95 percent of these failures are caused by the


WHIRLYBIRD RUN



- WRITTEN IN MACHINE LANGUAGE
- FIVE SCREENS WITH INCREASING DIFFICULTY
- HI RES COLOR GRAPHICS
- REALISTIC SOUND EFFECTS

Requires 16K RAM, Joysticks
ONLY \$21.95

LUNAR-ROVER PATROL



- WRITTEN IN MACHINE LANGUAGE
- HI RES COLOR GRAPHICS
- GREAT SOUND
- EXPLODING BOMBS, DEADLY MISSILES, ATTACKING TANKS

Requires 32K RAM, Joysticks
ONLY \$21.95

LUNAR-ROVER PATROL - Guide your Lunar Rover along the moon's surface following every bump and crevice as a barrage of obstacles hinder your movement. No MOON-PATROL type features left out of this game.

WHIRLYBIRD RUN - Your mission is to reach and destroy the enemy base hidden deep within the Tunnel of Doom encountering missiles, saucers, and deadly gas clouds along the way. If you like SCRAMBLE, you will love WHIRLYBIRD RUN.

For Orders Only
1-800-426-1830
except WA, AK, HI

We accept VISA, MASTERCARD, AMERICAN EXPRESS.
Add 3% for shipping. NO C.O.D.
All prices U.S. FUNDS.
WA residents add 7.8% sales tax.

**SPECTRAL
ASSOCIATES**

3416 South 90th Street
Tacoma, WA 98409

Call or write for a complete catalog
Business Office and Information Call:
..... (206) 581-6938
Office open 8:30-4:30 P.S.T.

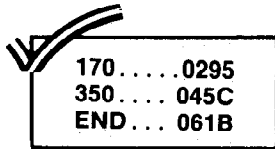
DEALER INQUIRIES INVITED

loss of the Directory track. This disk insurance comes at the small penalty of requiring two out of 68 granules on the disk needed for the program and Directory backup storage.

Type in this program very carefully. It would be a good idea to practice on a scratch disk to assure that the program is working error free. The *DSKO\$* command used in this program is very powerful and will destroy everything in its track if its parameters are set incorrectly. To intentionally wipe out the Directory in debugging the program, type in and run:

```
10 A$ = " "
20 B$ = " "
30 DSKO$ 0, 17, 2, A$, B4
```

After debugging this program and using it to backup the directories, your confidence in program and data storage on the Color Computer Disk system should be restored. After applying this fix you should continue the normal practice of maintaining backup copies of all your disks but triple or quadruple backups (which I understand some frustrated Color Computer owners are doing because of this disk problem) are no longer needed.



```
170....0295
350....045C
END...061B
```




The listing:

```
10 'DIRECTORY PROTECTION PROGRAM
20 'REV 1.1 02/07/83
25 'THOMAS SZLUCHA - PERSONAL CO
MPUTER CONSULTING - 14 GREAT GAR
LAND RISE, FAIRPORT, N.Y. 14450
40 CLEAR4000
50 CLS:PRINT@200,"<C>OPY TRACK 1
7 <R>ESTORE DIRE
CTORY <E>ND
WHICH";:INPUTR
$
60 IF R$="C" THEN GOSUB 150
70 IF R$="R" THEN GOSUB 550
75 IF R$="E" THEN 90
80 GOTO 50
90 CLS:PRINT@202,"FINISHED":END
110 CLS:PRINT@195,"SOMETHING ALR
EADY ON TRACK 0 RUN ABORTED":
END
120 CLS:PRINT@195,"CANNOT RESTOR
E DIRECTORY TRACK 0 IS NO
T A COPY!! RUN ABORTED":
```

Formerly distributed only by ZETA™ SOFTWARE, we have the original FOOTBALL FORECASTER™ with 1983 data base. Available for 16K ZX-81, 1/5 1000 or 16K TRS-80 Color Computer. Specify NFL or College. Only \$19.95 each or \$29.95 for both. Add \$1.00 P&H. Ark. residents add 4% Tax.

HAWG WILD SOFTWARE™
P.O. Box 7668
Little Rock, Arkansas 72217

```
END
140 ' ROUTINE TO LOCK OUT TRACK
0 (GRANULE 0)
150 DSKI$ 0,17,2,A$,B$
160 IF LEFT$(A$,1)=CHR$(255) OR
LEFT$(A$,1)=CHR$(191) THEN 200
170 GOTO110
200 A$=CHR$(191)+RIGHT$(A$,127)
210 DSKO$ 0,17,2,A$,B$
215 ' ROUTINE TO VIEW TRACK 0
220 CLS:PRINT@193,"THIS IS WHAT
IS PRESENTLY ON TRACK 0"
225 FOR T=1TO800:NEXT
230 FOR SN=1 TO 9
240 DSKI$ 0,0,SN,D1$,D2$
250 PRINTD1$;D2$
260 FOR T=1 TO 300:NEXT T
270 NEXT SN
280 CLS:PRINT@195,"DO YOU WANT T
O COPY TRACK 17 TO TRACK 0 <
Y>/<N>";:INPUT R$
290 IF R$="Y" THEN 320
300 IF R$="N" THEN 50
310 GOTO 280
315 ' ROUTINE TO COPY TRACK 17 T
O TRACK 0
320 VERIFY ON
330 FOR SN=2 TO 10
340 DSKI$ 0,17,SN,D1$(SN-1),D2$(
SN-1)
350 NEXT SN
360 FOR SN=1 TO 9
370 DSKO$ 0,0,SN,D1$(SN),D2$(SN)
380 NEXT SN
390 VERIFY OFF
400 RETURN
500 ' ROUTINE TO SEE IF TRACK 0
IS A DIRECTORY COPY
510 DSKI$ 0,0,2,A$,B$
520 IF LEFT$(A$,1)<>CHR$(191) TH
EN 120
540 ' ROUTINE TO RESTORE DIRECTO
RY
550 CLS:PRINT@195,"READY TO REST
ORE DIRECTORY <Y>/<N>";:INP
UT R$
560 IF R$="N" THEN 50
570 IF R$="Y" THEN 590
580 GOTO550
590 VERIFY ON
600 FOR SN=1 TO 9
610 DSKI$ 0,0,SN,D1$(SN),D2$(SN)
620 NEXT SN
630 FOR SN=2 TO 10
640 DSKO$ 0,17,SN,D1$(SN-1),D2$(
SN-1)
650 NEXT SN
660 VERIFY OFF
670 RETURN
```



Congratulations

SOLUTION ON CARTRIDGE


The cartridge version of **THE SOLUTION** has all of the features of the tape version and more. It works with all of the graphic modes (including 4 colors). It includes a 51 characters per line feature and the ability to define a text window on the screen. All of this and much more at the low price of — **\$34.95**

ROM-PAKS \$9.95

This is an empty Rom-Pak with a PC board. It will hold either a 2716, 2732 or a 2764. The case looks very similar to Radio Shack's Rom-Pak. Comes complete with instructions.

CUSTOM PROGRAMING

We will put your program in a Rom-Pak for you for a very reasonable fee. The program can be either Basic or machine language. Prices start at \$19.95 for programs up to 4K in length. \$29.95 for programs up to 8K. **Volume discounts** are available. Send for a **free submittal form**.



SCRIPTFX \$9.95

Are you tired of the upper case display of Color Scripsit? Well then **SCRIPTFX** is for you. This is a program which converts the display of Color Scripsit over to a real display of upper and lower case letters with descenders. The program allows all of the features of Scripsit to function and comes with a money back guarantee if it does not work. Please specify machine type when ordering. Extended Basic is not required.

SUPER PILOT \$9.95

An enhanced version of Pilot for use with Extended Basic. Includes features for math, graphics, and sound. Has a feature that makes it easy to create flash card type drill programs. Programs are pseudo compiled for faster execution. Comes with as 24 page tutorial manual and demo programs. Sample program included on tape to get you started.

All programs for 16K, 32K Extended Basic machines unless otherwise noted. All programs on cassette. Add \$4.00 per order for disk.

DISCOUNT — order 10 or more programs (you may mix types) and you will receive a 30% discount on the order. **Dealer** discounts are also available.

SNAKE MOUNTAIN SOFTWARE
P.O. BOX 5722
RALEIGH, NC 27650
919-828-6669

Phone COD orders accepted.

you made the right choice when you purchased a Color Computer. It is a very powerful machine.

However the standard display format does not do the machine justice. The machine is capable of much more than 16 lines of 32 all capital characters. Now you can give your Color Computer the display it deserves. **THE SOLUTION** gives the Color Computer a much better display than it normally has, and really makes the machine shine. Its features include:

- provides a screen of **42 characters** by **21 lines** displayed
- linked directly to basic — program is transparent to the user
- prints all 96 ASCII characters, lowercase characters have descenders, has a slashed **zero** to avoid confusion when programming
- prints characters on any two-color graphic screen
- graphics and text may be intermixed on the same screen
- special mode with 4 lines of text at the bottom of the screen (just like some other famous color machines) — great for working with graphics
- large character mode for small children or the visually impaired
- character set may be reversed
- written in machine language, program is relocatable
- fast — prints at over 600 characters per second
- works with both cassette and disk
- includes a 20 page manual with demo programs (a lunar lander program is included)

SOLUTION \$19.95

EXTENDER \$ 7.95

Still want more than 42 characters per line from your computer. Then the **EXTENDER** is for you. This program when used with **THE SOLUTION** will give a display of **51** characters per line by 21 lines displayed. Please include your program serial number when ordering.

GRAPH LABEL \$8.95

Have you ever wanted to place characters on a graphic screen but couldn't find an easy way to do it. Well then **GRAPH LABEL** is for you. This program will enable you to place characters anywhere on a graphic screen. It will place any of 96 ASCII characters on the screen or you may create your own characters. It features a cursor that may be moved anywhere around the screen with out rubbing out what it goes over. Superscripts and subscripts may be used since the cursor may be moved vertically and horizontally in steps as small as one pixel. Lowercase characters have descenders. **GRAPH LABEL** is written in Basic and is therefore easy to modify. It may be used by itself or as a subroutine.

SCREEN PRINT PACKAGE \$8.95

A package of 2 programs for use with the LPVII, LPVIII, DMP100, DMP200, DMP400, DMP500. The programs will print an image of what is on a graphic screen to the printer. Both programs work with all the standard PMODES. The programs are written in machine language and may be moved anywhere in memory. The two programs are:

- 1) **SCREEN PRINT** — will produce a regular size print. The image may be located anywhere on a page.
- 2) **DOUBLE SIZE SCREEN PRINT** — this program will produce a full size image that will fill up a sheet of paper. The finished product is 8 by 6.5 inches in size. Your computer graphics look really good when they are printed out with this program.

SHIPPING — add \$2.00 for orders less than \$20.00. Shipping is **free** on orders of more than \$20.00.
 Canadians — please send money orders only.

All orders shipped within 5 working days.

This Board Makes It Easy To Use A Parallel Printer

So you're thinking about buying a printer, but the one you *really* have your eye on is parallel only and the serial interface converter the company sells costs a couple of hundred bucks?

If that printer is an Epson MX-80, then this plug-in serial to parallel interface board is just the ticket. After all, it only costs \$49.95, which is a whole lot less than what the manufacturer wants for *his* board that, essentially, does the same thing.

The Color Computer sends out serial signals from its RS-232 port in the rear. The "basic" Epson accepts only parallel signals. So, what is needed is a way to marry the two.

Enter this board. It will convert the serial signals to parallel and, while it is at it, also allow you to set the baud rate on the printer at anything between 300 (slow) and 4800 (fast).

This is a well-built piece of equipment which plugs into the Epson without any problem. As a nice touch, it also includes a plug which will fit right into the back of CoCo —so there is no need to buy a special cable of any kind. There are several DIP switches which need to be set before operating the new board, but these are a bonus rather than a drawback, since they allow you the flexibility to operate your printer no matter whether you have the basic Epson, Epson with GRAFTRAX or with GRAFTRAX-PLUS.

In short, installation is easy and the product performs perfectly. That, plus the ability to change the baud rate, makes this a fine buy at considerable savings over the official Epson board's price.

One final note: If you operate the printer at a speed either greater or less than 600 baud, you will have to POKE the new baud rate into your CoCo as well. No great difficulty—a simple POKE will do it.

(Spectrum Projects, 93-15 86th Drive, Woodhaven, NY 11421, \$49.95)

Zarconian Marble: Ultimate Strategy Game?

Have you parents out there ever found your children couldn't play a strategy game because they couldn't understand it? Do you get tired of complicated wargames or games of destruction? If you like simple-to-learn games such as chess, checkers, and tic-tac-toe, you will enjoy *Zarconian Marble*.

I enjoy strategy games, but I usually either get bored because they are too easy, or frustrated because they are too complex. When I received *Zarconian Marble* and saw the "Ultimate Strategy Game" advertisement, I thought, "Oh, oh, sounds like a toughie!" I was soon proven completely wrong.

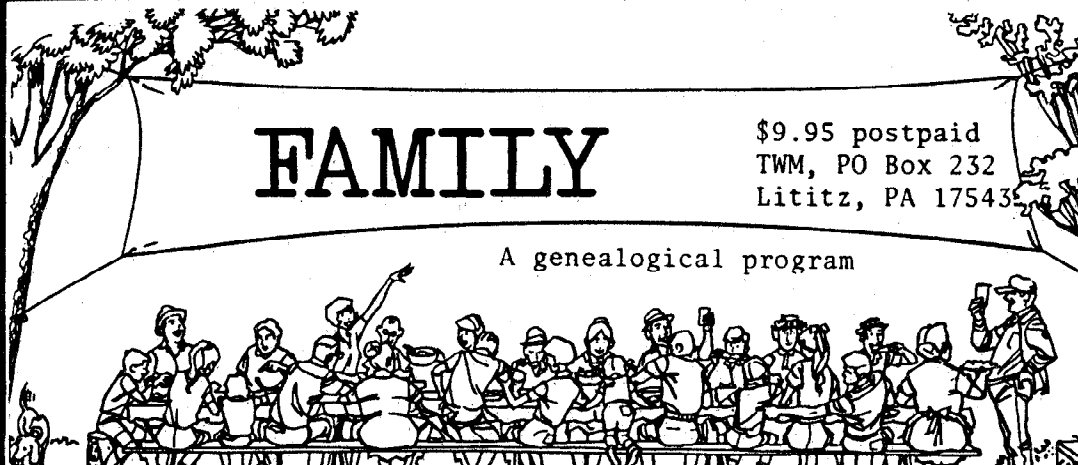
Zarconian Marble is a graphic game made up of a combination of chess, checkers, and tic-tac-toe. There are three levels of difficulty, and you can either play against a friend, against the computer, or have the computer play against itself. The game board resembles a checkers or chess board with the exception that you move (place) your game pieces, a blue or red dot, to any board space which is not already occupied. A player moves his *marbles* with the right or left joystick. The right joystick selects what game and skill level will be used. Joystick control is a little shaky at first, but you will easily become accustomed to it.

The game is won when you or your opponent line up five marbles or make five captures. I won't reveal the "secret" of a capture. You can find out for yourself.

The program has very good sound effects for a "capture" and pretty good graphics. While the game is easy enough for young children to play, it is still challenging enough for most adults. I personally found this game to be most enjoyable.

(CoCoHut, P.O. Box 24451, Houston, TX 77015, cassette \$19.95, disk \$24.95, 16K ECB)

—Dave Mercer



FAMILY

A genealogical program

Maintains:

- 8 Generations
- 255 Ancestors


Prints:

- Pedigree Chart
- Family Groups
- Ref. Index

Requires:

32K - ECB

\$9.95 postpaid
TWM, PO Box 232
Lititz, PA 17543



Four smart ways to make your Atari 400/800, TRS-80 COLOR, VIC-20 and Commodore 64 much more intelligent.

1

The Color Accountant pays for itself. This complete personal financial package is designed to make your money easier to manage. Included are:

1. Checkbook Maintenance
2. Chart of Accounts
3. Check Search
4. Income/Expense Statement
5. Net Worth Statement
6. Color Graph Design Package
7. Home Budget Analysis
8. Color Payments Calendar
9. Mailing List
10. Decision Maker

This unique menu-driven package requires less than one hour data input per month. The Color Accountant has over 60 pages of documentation including examples and step-by-step instructions. TRS-80 COLOR requires Ext. Basic and 16K for cassette, 32K for diskette; Atari 400/800 requires 24K for cassette, 32K for diskette; VIC-20 requires 16K Expander. Now available for Commodore 64.

**\$74.95 cassette;
\$79.95 diskette**

2

The Tax Handler makes April 15th just another day.

This is the perfect complement to our Color Accountant. The Tax Handler will help prepare your tax returns and probably save you money. Included are:

1. Form 1040 (Long Form)—filling status, exemptions, income, income adjustments, computation of tax, tax credits and payments or balance/refund due.
2. Schedule A (Itemized Deductions)—medical and dental deductions, taxes, interest expenses, contributions, casualty/theft losses, miscellaneous deductions and summary.
3. Schedule G (Income Averaging)—base period income and adjustments, computation of averageable income and computation of tax.

Additional schedules or alterations to the tax codes will be available separately in our monthly magnetic magazines. Atari 400/800 requires 24K for cassette, 32K for diskette. VIC-20 requires 16K Expander. Now available for Commodore 64.

**\$34.95 cassette;
\$39.95 diskette**

3

You'll love your computer with The Magnetic Magazine.

Our magnetic magazines will entertain, inform, educate, challenge and delight you. Each issue contains 4 to 7 ready-to-use quality programs, all fully listable. Every issue includes a newsletter containing instructions, tips on programming techniques and a line-by-line examination of the feature program. And starting with issue number 8, the first in a series of tutorials on machine language programming. Database I with a new application every following issue and a new utility in our Utility-of-The-Month section. And word processing is coming soon!

A full year's subscription consists of 10 issues—over 50 programs a year at a mere fraction of their cost. Available for TRS-80 COLOR Ext. Basic, Atari 400/800; all require 16K. Back issues available.

**One year subscription:
\$50.00 cassette;
\$75.00 diskette
Half year subscription:
\$30.00 cassette;
\$45.00 diskette
Sample issue:
\$10.00 cassette;
\$15.00 diskette
VIK VIDEO issue 1 available
for VIC-20; \$12.95 cassette**

4

The Learning Center teaches and enlightens children.

Our exceptional educational programs are classroom designed and tested. These unique packages have been invented to introduce 3 to 9 year olds to the ease of computer learning. Through the use of basic concepts such as colors, shapes, numbers and letters, children understand counting, math and language skills. Each program is designed to develop a specific skill, rewarding each correct answer with music and a happy face. Most are compatible with our new Edumate Light Pen \$34.95.

Available for Atari 400/800, VIC-20 and Commodore 64; all require 8K for cassette, 16K for diskette. Also available for Timex/Sinclair 1000 and TI-99.

Please ask about programs available and their prices for Pre-School, Kindergarten and Grades 1 & 2. Prices range from \$8.95 for a single cassette to \$79.95 for a complete set on diskette.

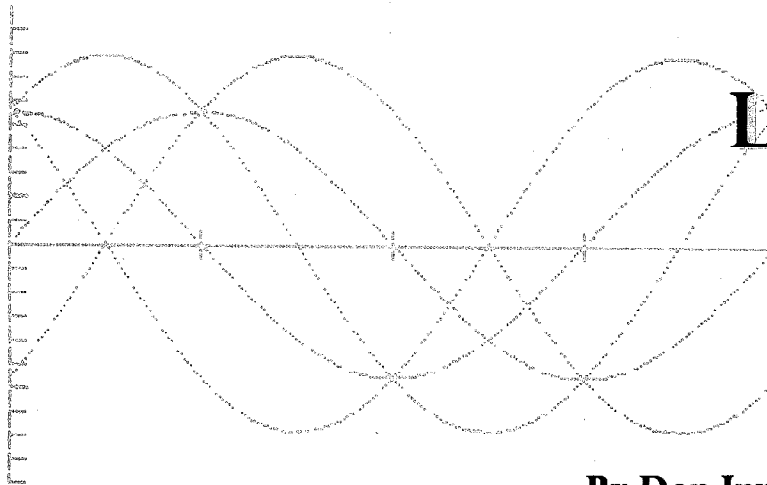
Order now! See your local dealer or order direct. New catalog \$2.00. Visa and MasterCard accepted—please add \$2.00 for postage and handling.
Call toll free!

1-800-334-SOFT

DEALER INQUIRIES INVITED

programmer's institute

a division of **FUTURE HOUSE** — dept. r
p.o. box 3470, chapel hill, north carolina 27514, 919-967-0861

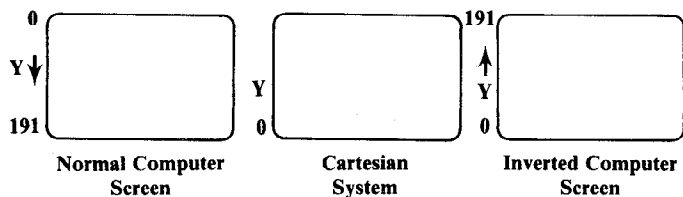


Let's Get Serious— Shifting Axes In Quads I And IV

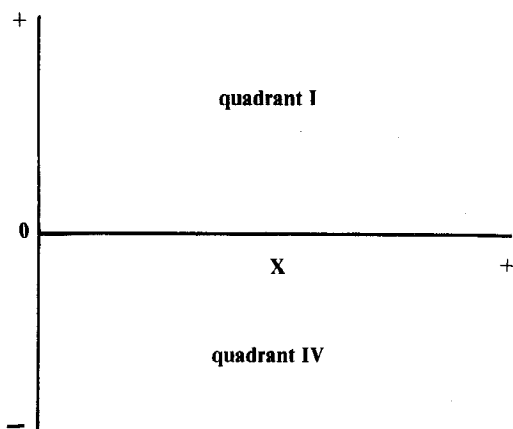
By Don Inman

Rainbow Contributing Editor

For those of you who are concerned with the serious side of computer graphics, we will consider some applications to trigonometry this month. In the past few articles in this series, we have been working in the first quadrant of the Cartesian coordinate system. The normal origin of the screen's Y-axis was inverted so that the two systems would correspond visually.



In this article, we'll consider the first and fourth quadrants of the Cartesian system. The Y-axis will have its origin near the center of the screen with positive values upward and negative values downward.



I'll choose a screen value of Y=90 for the Cartesian Y origin. This is reasonable since 90 is a nice round number that is approximately one-half the full screen value of 191. The normal screen value of Y=0 will be +90 for the Carte-

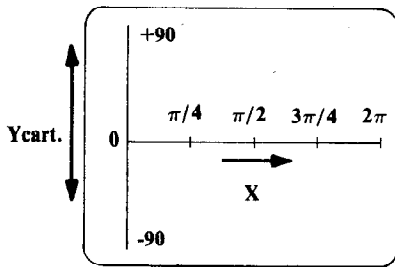
sian system, the screen value of Y=90 will become 0 Cartesian, and the screen value of Y=180 will become -90 Cartesian. A table of Cartesian Y values can be calculated from the screen values by the equation:

$$Y_{cart} = 90 - Y_{screen}$$

Screen	Cartesian Y
0	+90
10	+80
20	+70
30	+60
40	+50
50	+40
60	+30
70	+20
80	+10
90	0
100	-10
110	-20
120	-30
130	-40
140	-50
150	-60
160	-70
170	-80
180	-90

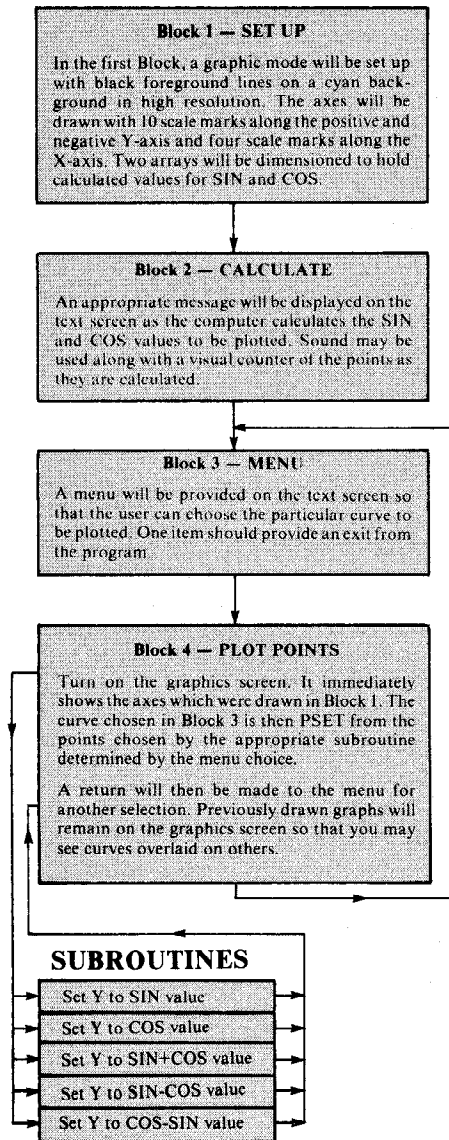
The two Cartesian quadrants will be used to graphically display trigonometric functions such as sine and cosine. The X-axis will be used to represent angle rotation from 0 through 2π radians. The Y-axis will be scaled to represent multiples of the magnitude of the trigonometric function.

You may remember your high school or college math courses that required calculating and plotting such functions by hand. The Color Computer can be used to take all the drudgery and detail out of such chores.



Planning the Program

It is helpful to think of such a program as a series of short fundamental blocks, or modules, before starting haphazardly into writing program statements. Such thought also results in a more orderly program that others can understand. I call mine a "Sloppy Joe" diagram to avoid an open attack by flowchart purists.



Writing The Program

Now that the blocks have been defined, the program becomes much easier to write.

Block 1	Comments
<pre> 99 REM * SET UP * 100 PMODE 4,1 110 PCL61:COLOR 0 120 DIM YA(240),YB(240) 130 LINE(0,0)-(0,180),PSET 140 LINE(0,90)-(240,90),PSET 150 FOR Y=0 TO 180 STEP 9 160 LINE(0,Y)-(5,Y),PSET 170 NEXT Y 180 FOR X=0 TO 240 STEP 60 190 LINE(X,85)-(X,95),PSET 200 NEXT X 210 ' </pre>	<p>hi-res black on cyan arrays Y-axis X-axis Y scale marks X scale markers allow space between blocks</p>
<pre> Block 2 299 REM * CALCULATE * 300 CLS: PRINT@38,"PLEASE WAIT" 310 PRINT@102,"I'M THINKING" 320 FOR X=0 TO 240 330 PRINT@203,X 340 PLAY"L255I3" 350 TH=X/38.2 360 YA(X)=90-50*SIN(TH) 370 YB(X)=90-50*COS(TH) 380 NEXT X 390 ' </pre>	<p>message on text screen point number (0-240) play note angle in radians 2 / 240 38.2 scale by 50; convert to Cartesian; store</p>
<pre> Block 3 399 REM * MENU * 400 CLS 410 PRINT @13,"MENU" 420 PRINT@39,"CHOOSE BY NUMBER" 430 PRINT@103,"1. PLOT SIN" 440 PRINT@135,"2. PLOT COS" 450 PRINT@167,"3. PLOT SIN+COS" 460 PRINT@199,"4. PLOT SIN-COS" 470 PRINT@231,"5. PLOT COS-SIN" 480 PRINT@263,"6. QUIT" 490 A\$="" 500 A\$=INKEY\$: IF A\$="" THEN 500 510 IF A\$="6" THEN END 520 ' </pre>	<p>clear text screen print menu make choice THE END if 6 is chosen</p>
<pre> Block 4 599 REM * PLOT POINTS* 600 SCREEN 1,0 610 FOR X=0 TO 240 620 ON VAL(A\$) GOSUB 1000,1100,1 200,1300,1400 630 PSET(X,Y,0) 640 NEXT X 650 A\$="" 660 A\$=INKEY\$: IF A\$="" THEN 660 ELSE 400 670 ' </pre>	<p>turn on graphics get points and PSET any key returns to menu</p>

Subroutines

Comments

```

999 REM ** SIN **
1000 Y=YA(X)           pick Y from array
1010 RETURN
1020 '

1099 REM ** COS **
1100 Y=YB(X)           pick Y from array
1110 RETURN
1120 '

1199 REM ** SIN+COS **
1200 Y=YA(X)+YB(X)-90  modify sum for
1210 RETURN             screen
1220 '

1299 REM ** SIN-COS **
1300 Y=YA(X)-YB(X)+90  modify difference
1310 RETURN
1320 '

1399 REM ** COS-SIN **
1400 Y=YB(X)-YA(X)+90  modify difference
1410 RETURN
    
```

Program Operation

It should be remembered that you can shift back and forth between the text and graphics screens without destroying either one since they are located at different places in memory. The X and Y axes are drawn in Block 1 even though you don't see it being done. The graphics screen is

not displayed until you give the *SCREEN* command.

The sine and cosine values are all calculated and placed in separate arrays in Block 2. You could calculate them at the time that they are plotted, but the plots are drawn more quickly if the points have been pre-calculated. The value of 50 in lines 360 and 370 are merely scale factors and can be changed to produce whatever magnitude you desire to display. The value 90 is the conversion factor used to make the Y origin appear to be near the center of the screen.

The menu in Block 3 allows you to choose the curve of your choice. Other combinations could be used with an appropriate change in the related subroutine. Since Block 4 will always return you to the menu, choice number 6 gives you a chance to stop when you have seen enough.

Block 4 plots the points by going to the subroutine corresponding to your menu choice. If you wish to plot fewer points, add a *STEP* value to line 610. For example:

```
610 FOR X = 0 TO 240 STEP 2
```

would plot only the even numbered points (0,2,4 . . . 240). After the curve has been plotted the graphic screen stays on until you press a key. A return is then made to the menu. The plots that you have previously made stay on the screen. Keep in mind that *CLS* clears only the text screen, and *PCLS* clears only the graphics screen.

The subroutines supply the Y values to be plotted by picking the appropriate values from the arrays. The *SIN* subroutine uses array YA, and the *COS* subroutine uses array YB. The others perform the appropriate arithmetic and necessary screen adjustments.

$$\begin{aligned} \text{SIN}+\text{COS} &= \text{YA} + \text{YB} - 90 \\ &= [90-50*\text{SIN}(\text{TH})] + [90-50*\text{COS}(\text{TH})] - 90 \\ &= 90 - 50*(\text{SIN}(\text{TH})+\text{COS}(\text{TH})) \end{aligned}$$

$$\begin{aligned} \text{SIN}-\text{COS} &= \text{YA} - \text{YB} + 90 \\ &= [90-50*\text{SIN}(\text{TH})] - [90-50*\text{COS}(\text{TH})] + 90 \\ &= 90-50(\text{SIN}(\text{TH})-\text{COS}(\text{TH})) \end{aligned}$$

$$\begin{aligned} \text{COS}-\text{SIN} &= \text{YB} - \text{YA} + 90 \\ &= [90-50*\text{COS}(\text{TH})] - [90-50*\text{SIN}(\text{TH})] + 90 \\ &= 90-50*(\text{COS}(\text{TH})-\text{SIN}(\text{TH})) \end{aligned}$$

Other Options

If you have a printer and a screen dump program, you can make hard copies of various combinations of the trigonometric functions. If you would like to see the values for each point for the various functions you can add the appropriate print statements. You might want to add a print option to the menu, as:

7) PRINT FUNCTIONS

Line 620 would then need another *GOSUB* value (1500), and a subroutine that would print the data in the desired format.

The *SIN/COS* plots shown with this article were dumped to an Epson MX-80 printer by a program from Custom Software Engineering, which carries the *Rainbow* Certification Seal. The following listing includes lines 10 through 30 and 700 through 720 to handle the screen dumps. I modified line 510 (the *QUIT* selection) of the original program to call a screen dump after the appropriate functions had been plotted. Therefore, a *QUIT* selection from the menu actually sends the computer to the screen dump before ending.

The machine language screen dump is loaded from the *BASIC* program by lines 10-30. Line 710 deletes lines 10 and

KALEIDOSCOPIIC CREATIONS PRESENTS

SCRAMBLE®

AN AMAZING NEW WORD GAME

FOR 2 TO 4 PLAYERS THAT

CHALLENGES THE INTELLECT.

WILL YOU HAVE THE "SMARTS"

TO UNSCRAMBLE THE MESS?

FOUR DIFFICULTY LEVELS.

FUN FOR ALL AGES.

GREAT AT PARTIES.


16K NON-EXT. TAPE

SEND \$15.95 (DELIVERY INCL.) TO

KALEIDOSCOPIIC CREATIONS
P.O. BOX 1284
MELROSE PARK, IL 60160




FOR THE TRS 80 COLOR COMPUTER



PRICKLY-PEAR SOFTWARE

QUALITY PROGRAMS FOR YOUR COCO & TDP-100

PROGRAMS REQUIRE 16K EXTENDED BASIC FOR TAPE, AND 32K DISK UNLESS OTHERWISE NOTED.



Flight

If you'd like to fly a plane then this is what you've been waiting for. A really good graphics oriented flight simulator in high resolution. Four difficulty levels let you go from student level to a difficult instrument-only landing. In front of you on the screen are your instruments, and above them are two representations of your plane in relation to the flight path (top and side views). At the higher levels all you have to go by are the instruments. Can you put it down on the runway to hear the synthesized voice from the tower say "perfect landing"? It's tough! You use your joystick just like the control stick on a plane, and the action is realistic indeed. This program was written by a professional flyer — a pilot for a major United States air carrier, and the high standards of professionalism really show. Just CLOADM and take to the skies!! Requires 32K extended. TAPE is \$19.95 — DISK is \$24.95


A Partial List of Prickly-Pear Programs

Astrology, Gangbusters, Household Helper, Fantasy Gamer's Package, Viking, Football, Preread I, II & III, Mathpac I, Tarot, I Ching, Numerology, The Great Word Game, The 80C Songbook, Phonics I, Phonics 2, Flight, Las Vegas Weekend, The 8-Bit Bartender, The Fantasy Master's Secretary, Monsters & Magic, Topsy Turvy, Galactic Patrol, Blockade, Sea Wars, Jungle, Spanish . . .

If you are running a disk system, we suggest that you order the disk version, because the cassette version will not run on a disk system without modification or disconnection of the disk controller. The above disk programs require 32K Ram.



Your Personal check is welcome - no delay. Include \$1.50 shipping for each program ordered. (Shipping free on \$50.00 or larger orders). Az. residents add 6% sales tax. Orders shipped within two days.



Viking!

A simulation for 1 to 4 persons. Each begins as a land-owner, and by farming their land, buying and selling land, expanding their fishing fleet, building on to their manufactory, increasing their population, equipping and training more soldiers, and regulating their taxes, each player tries to increase their economic power and rank until one becomes ruler over all. But beware plagues, rats, raiders, revolts, bad weather, and other misfortunes which may lie along the road to success. As you progress, see the map of your holdings increase. Playable in 1 to 2 hours, and different every time, you may have an addiction problem. \$19.95 tape — \$24.95 disk



Gangbusters

If you ever wanted to try a life of crime, this is your chance. You will start out as a Punk, but by using brains, and a little muscle, you can rise to become a Hood, Runner, Bookie, Torpedo, Fence, Kingpin, or win by becoming Syndicate Boss. Indulge yourself. Bribe a judge, or the District Attorney. Pay off the Cops. Take out a contract on another player, but watch out, they may be after you. Buy trucking companies, bootleg operations, houses of ill fame, but remember, if you get caught, you may do some hard time. Do you have what it takes to take over? This game will keep you close to your rod, get you thinking about bulletproof glass in your car, and definitely bring out the worst in you, but you'll love every minute of it. For 2 to 6 players, takes about 2 hours to play. Every game is excitingly different. \$19.95 tape — \$24.95 disk

Stocked by Quality Dealers, or

Send Order To: **PRICKLY-PEAR SOFTWARE**

9822 E. Stella Road
Tucson, Arizona 85730
(602) 886-1505

20 after the program runs the first time. In this way, the program will not try to load the machine language program on subsequent runs. Once it is in memory, there is no need to load it again.

```

340.... 016F
610.... 02FD
END....0459

```

The Listing:

```

87 REM *** SIN/COS PLOT ***
90 '
99 REM * SET UP *
100 PMODE 4,1
110 PCLS1:COLOR 0
120 DIM YA(240),YB(240)
130 LINE(0,0)-(0,180),PSET
140 LINE(0,90)-(240,90),PSET
150 FOR Y=0 TO 180 STEP 9
160 LINE(0,Y)-(5,Y),PSET
170 NEXT Y
180 FOR X=0 TO 240 STEP 60
190 LINE(X,85)-(X,95),PSET
200 NEXT X
210 '220
220 '
299 REM * CALCULATE *
300 CLS: PRINT@38,"PLEASE WAIT"
310 PRINT@102,"I'M THINKING"
320 FOR X=0 TO 240
330 PRINT@203,X
340 PLAY"L255;3"
350 TH=X/38.2
360 YA(X)=90-50*SIN(TH)
370 YB(X)=90-50*COS(TH)
380 NEXT X
390 '
399 REM * MENU *
400 CLS
410 PRINT @13,"MENU"
420 PRINT@39,"CHOOSE BY NUMBER"

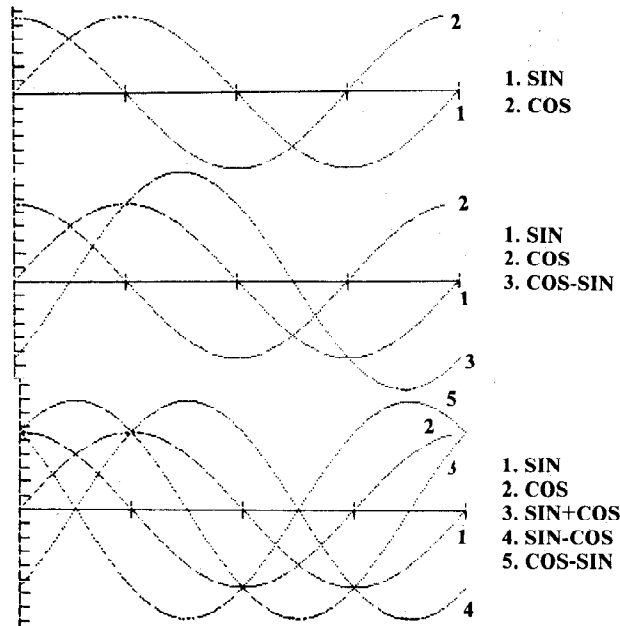
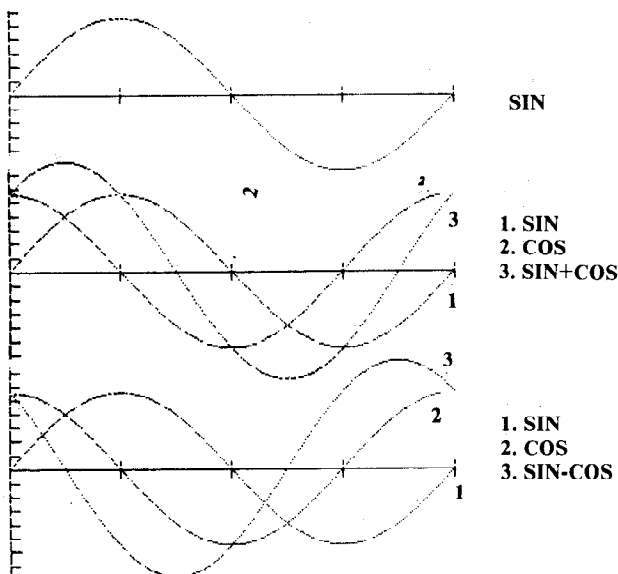
```


```

430 PRINT@103,"1. PLOT SIN"
440 PRINT@135,"2. PLOT COS"
450 PRINT@167,"3. PLOT SIN+COS"
460 PRINT@199,"4. PLOT SIN-COS"
470 PRINT@231,"5. PLOT COS-SIN"
480 PRINT@263,"6. QUIT"
490 A$=""
500 A$=INKEY$:IF A$="" THEN 500
510 IF A$="6" THEN END
520 '
599 REM * PLOT POINTS*
600 SCREEN 1,0
610 FOR X=0 TO 240
620 ON VAL(A$) GOSUB 1000,1100,1
200,1300,1400
630 PSET(X,Y,0)
640 NEXT X
650 A$=""
660 A$=INKEY$: IF A$="" THEN 660
ELSE 400
670 '
999 REM ** SIN **
1000 Y=YA(X)
1010 RETURN
1020 '
1099 REM ** COS **
1100 Y=YB(X)
1110 RETURN
1120 '
1199 REM ** SIN+COS **
1200 Y=YA(X)+YB(X)-90
1210 RETURN
1220 '
1299 REM ** SIN-COS **
1300 Y=YA(X)-YB(X)+90
1310 RETURN
1320 '
1399 REM ** COS-SIN **
1400 Y=YB(X)-YA(X)+90
1410 RETURN

```

Sample Runs with Screen Dump





FOR THE COLOR COMPUTER/ TDP100

COLOR CATERPILLAR by the Rugby Circle, Inc. ©1983

An ecological system out of control; the last survivors ban together in the valley. Of the predator insects, the caterpillar remains as the worst menace because of its amazing ability to reproduce. From your mobile post, your guns are aimed at the moving target: a raging caterpillar splits in two with each half going in opposite directions. Even if, in your persistence, you manage to destroy the creature, another one appears one segment longer than the previous caterpillar. Adopting to its hostile environment, if the caterpillar reaches the valley below without attacking you, he transforms into a killer moth. Your survival instincts are not nearly so advanced as those of your foe.

Snatch up this survival epic. A challenging fast-action, Machine language, arcade-style game. You'll need plenty of practice. Rated the best arcade simulation of its type. Requires 16K memory for the cassette version. Only **\$19.95**

DEATH TRAP the Rugby Circle, Inc. ©1983

To satisfy your insatiable hunger for wealth, you have set out to explore the ancient ruins of a lost civilization. Protected by your armor-plated tank, you amble through the twisted remains searching for hidden treasures. As you explore the complicated Death Trap which extends far beyond the horizon, your energy supply continually diminishes forcing you to consume the existing fuel mines. Barring your path are various deterrents which, among other things, destroy tanks, award points, supply maps, and teleport your tank to unknown regions of the Death Trap.

Death Trap is a totally unique concept. It is a hybrid game employing the graphics of an arcade game and the excitement of an adventure game, yet requiring the concentration of a strategy game. A great investment! You'll never tire of exploring the immense, seemingly endless maze, and you can look forward to a number of new Death Trap mazes in the future! Requires 16K memory and is written entirely in Machine language. Only **\$19.95**

ETT (Electronic Typing Teacher)

Learn the RIGHT WAY — FAST!

Video Keyboard Guides Beginners —

- Finger Exercises SHOW & TEACH every Finger-Letter combination
- Self-Tests Help Beginners & Challenges Experts!
- 10 Page Student Manual & Self Study Course
- Hundreds of Practice Sentences
- 19 Skill-Building Practice Sets as DATA FILES
- Create your own data files for your own usage

Written by a Certified Teacher and a Professional Programmer. For the Radio Shack* & TDP-100* Color Computers. Requires 16K minimum and Extended BASIC. If you need to learn to type, don't miss this super program. Only **\$19.95**

MASTER CONTROL II — New & Improved!

Copyright ©1982 Soft Sector Marketing, Inc. Written by Alan Schwartz.
TAKE CONTROL... OF BASIC PROGRAMMING ON YOUR TRS-COLOR OR TDP100 MACHINE.

Master Control is a Machine language program designed to increase the speed in which it takes to write BASIC programs, by providing the most commonly used program statements with two(2) keystrokes rather than having to type the entire command. The program is relocatable and can be placed anywhere in memory, normally the top 1616 bytes of RAM, it will work on 16K and 32K systems. All of the instructions are compatible with the Radio Shack Disk Controller.

OVERVIEW:

1. 51 preprogrammed command keys of standard and Extended BASIC commands.
2. Direct control of motor, trace and audio functions.
3. Relocatable Machine code, now works with disk systems.
4. Automatic line numbering, starting point and increment are alterable.
5. Programmable custom key, you can select your own special function.
6. Direct run key, run the program as you write it.
7. Plastic keyboard overlay for easy program use.
8. Easy entry of commands into program statements.
9. New, complete, easy to understand instruction manual.
10. Repeat keyboard function on all keys.

Requires 16K. Does not require Extended BASIC (Extended BASIC is required for some functions.)

Introductory Offer — Cassette #0-79 \$19.95

ATTENTION PRESENT OWNERS OF MASTER CONTROL —

If you have the original MASTER CONTROL program, you can update to the newest version for only **\$8.00 plus shipping and handling**. To get this low cost update do the following:

- 1) Remove the corner of your old foil overlay that has the words MASTER CONTROL on it.
- 2) Paste it to a piece of paper.
- 3) Send this piece of paper and your original MASTER CONTROL tape with **\$8.00** for the update and \$2.00 for shipping and handling to:

Master Control Update
c/o Soft Sector Marketing, Inc.
P.O. Box 340
Garden City, Michigan 48135

We must have all the above to process your update.

COLOR GRAPHICS EDITOR

©1983 Soft Sector Marketing, Inc. Written by Larry Ashmun.

AT LAST, a graphics drawing program that is USEFUL in writing programs that use graphics.

This program permits the creation of graphic pictures on the screen that can be saved to disk in the form of DATA STATEMENTS, for DISK BASIC, or in the form of FDB STATEMENTS, for use with a disk based Editor/Assembler (eg. MICRO WORKS MACRO 80C). It allows two type of data entry, testing of animation effects and many additional features.

Written in Machine language, requires Extended BASIC or RS Disk BASIC and a minimum of 16K of memory. Works with cassette or disk. Cassette #0-211 **\$19.95**

OKI-PRINT ©1983 by Craig Edelheit

DUMP SCREEN GRAPHICS FROM YOUR RADIO SHACK TRS-80* OR TDP100* COLOR COMPUTER TO AN OKIDATA MICROLINE 82A SERIAL DOT MATRIX PRINTER. 256 x 192 HIGH RESOLUTION.

OKI-PRINT is a BASIC language program that is designed to do high resolution screen dumps from a Radio Shack or TDP100 Color Computer, to an Okidata 82A printer. OKI-PRINT will dump any PMODE M,P (M = MODE, P = PAGE). If the PMODE is 1 or 3 (which are color modes) the printer will attempt to shade the different colors in lighter and darker intensities of black in order to make them more recognizable. Requires 16K Extended BASIC.

Cassette #0-23 **\$12.95**

SSM SOFT SECTOR MARKETING,
INCORPORATED

6250 Middlebelt • Garden City, Michigan 48135
Order Line **800-521-6504**
Michigan Orders & Questions 313-425-4020



PAYMENT—payment accepted by charge, personal check or C.O.D. only, under the following conditions: **Charges** processed when shipped, usually within 48 hours. **Personal Checks** delay shipping, pending 3 weeks to clear. **C.O.D.** stipulated otherwise. Any order received without shipping and handling will be shipped **freight collect**. **Air Mail Shipping** outside of North America, please send the larger amount: 10% or \$10.00. Overpayment will be refunded.

orders are certified check or cash only, add \$1.50. MI residents must add 4% sales tax.


COMPUTERWARE® PRODUCTS FOR THE COLOR COMPUTER

Radio Shack or TDP-100

HOME & WORK


HOME & WORK

HOME & WORK



3D DRAWING BOARD

Draw a simple or complex object in three dimensions, then rotate, change elevation, size & distance of your object. Educational & entertaining. Extensive documentation, including examples & sample drawings.
cassette . . \$24.95
disk . . \$29.95




THE COLOR CONNECTION

This is the easiest and most complete modem package available for the Color Computer.


- * Supports both full & half duplex
- * You designate the required parity
- * MACROS for log-on & auto dial
- * Requires only 16K
- * Big buffer for upload & download
- * Line wrap does not break words
- * 300 baud

cassette . . \$29.95
disk . . \$39.95




COLOR SCRIBE WORD PROCESSOR

Scribe is the perfect word processor as well as a great programmer's editor. Features include: fast change, search, insert, & delete; move & copy of a line or whole paragraphs; text formatting with margin justification, automatic paging, centering, tabs, headings, & footings. You can edit files larger than memory. Works with LCA-47 lower case adapter.
Radio Shack Disk . . \$49.95



FINANCE PROGRAMS

Two great programs, each with nine options covering loans and investments.
cassette . . \$17.95
disk . . \$22.95




HOME MONEY MANAGER

Organize your income & expenses! Not only can you balance your checkbook but get reports like summary of expenses or income for the month by category. Records up to 480 transactions by date, "paid-to", check number, account number, and amount.
cassette . . \$19.95




ADDRESS FACTORY

Computerize your mailing list for church, business, or clubs. This stores Name, Address, City, State, Zip, & Special Code for each person. You can add, change, or delete information and print either mailing labels or lists. 255 names on disk, 125 on 32K cassette, or 55 on 16K cassette.
cassette . . \$17.95
disk . . \$22.95




SEMI DRAW

Your computer's keyboard or joystick draws in 8 colors with semi alpha graphics 8, 12, 24. You can do animation and dump your screen's picture to a printer (Line Printer VII or VIII, NEC 8023A). From 6 years and up!
cassette . . \$21.95



COLOR DATA ORGANIZER

CDO is a little data base system for small inventory ideas, remember lists, serial numbers, etc. It stores, retrieves, sorts, prints, & totals whatever you want within the two 9 digit numeric and two 16 character string entries.
cassette . . \$19.95
disk . . \$29.95



TO ORDER:
Add shipping of \$2 surface or \$5 air/Canada. Visa & MasterCard accepted.


Dealer Inquires Invited



Computerware is a trademark of Computerware.

call or write

Box 668
Encinitas, Ca. 92024
(619) 436-3512




PAC ATTACK

Bring arcade fun to your home! Three little rare earth muggers chase your man relentlessly around a maddening maze as you furiously try to eat up points. Three levels of difficulty and great graphics with sound!
 cassette . . . \$24.95
 disk . . . \$29.95




EL DIABLERO

You awake, dazed and confused, in the middle of the desert. You had been learning techniques of sorcery from an old man who lives in these parts. He told you of his enemy, an evil sorcerer, a "diablero." Now your teacher is missing and you are alone! Pure adventure!!
 cassette . . . \$19.95
 disk . . . \$24.95



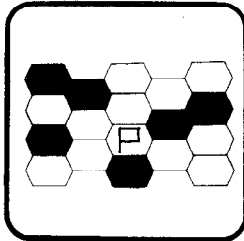
DOODLE BUG

In high resolution graphics your lady bugs hussle through an intricate maze of barriers & turnstiles, trying to earn points by eating dots, letters, & hearts. Enemy bugs buzz after you! Exquisite sound and graphics!
 cassette . . . \$24.95
 disk . . . \$29.95



STARSHIP CHAMELEON

Your intergalaxian vessel must defend your planet against evil Gabalatok attack. You have the unique ability to change color at the push of a button to destroy oncoming bombs and anti-matter. Watch out for the semi-intelligent aerial mines that home in on you! Nine levels of play.
 cassette . . . \$24.95
 disk . . . \$29.95



MAZERACE & CAPTURE THE FLAG

Two great games in one package! Mazerace is a board type game of chance & strategy. The hexagon matrix is filled with paths & obstacles. You must reach the other side before your opponent. Capture the Flag is similiar but runs in real time and has a different field. You can play with a friend or with the computer.
 cassette . . . \$19.95
 disk . . . \$24.95




STORM!

A tempest of a game, Storm is an exciting & colorful experience with 15 different battlefields & 9 levels of challenge. Shoot enough Rainbow Raiders and you earn your way to the next level. Watch out for the milibars!
 cassette . . . \$24.95
 disk . . . \$29.95




RAIL RUNNER

Watch Out!! Your railroad engineer must scurry over the track of the busiest train switchyard ever, dodging speeding trains & handcars, to rescue the poor little hobos on the wrong side of the tracks! And the clock keeps on ticking!
 cassette . . . \$21.95
 disk . . . \$26.95



COLOR INVADERS

You are at the controls of the Space Tank, firing at steller ships and invading critters. Ships burst in air with explosive noise. Alien critters march across the screen dropping bombs & screaming as life is zapped from their fried bodies.
 cassette . . . \$19.95
 disk . . . \$24.95




SHARK TREASURE

A diver after sunken treasure, you brave shark-infested waters to recover gold & jewels. Graphics to chill the spine!
 cassette . . . \$21.95
 disk . . . \$26.95




SYNTHETIC 7

Turn your keyboard into a musical instrument with a digital synthesizer. Adjustable attack, decay, sustain, release, & pitch-bending. Simulate several instruments. Fun for novice & musician!
 cassette . . . \$21.95
 disk . . . \$26.95



SPACE AMBUSH

Trapped in a crater, attacked by a band of galaxian hoodlums, you defend Starbase. Fast-paced, hi-res game for those who want to go beyond Invaders.
 cassette . . . \$21.95
 disk . . . \$26.95



MEGAPEDA

Caught in a jungle of algae, attacked by vicious spiders & fleas, you must shoot your way out. A megaton more action than any other!
 cassette . . . \$21.95
 disk . . . \$26.95

X10 Protocol Theory Home Power Control Part 3

By A. B. Trevor
and Charles Yahn

Unfortunately, my prediction about Radio Shack discontinuing the Plug 'n Power Controller has come true. Apparently, there aren't enough people in the marketplace (or Tandy Towers) who appreciate the potential of this little device. However, many of you were perceptive enough to buy a P 'n P Controller, and if you weren't, some can still be found (at only \$19.95) in assorted Radio Shack stores. The first article in this series showed how this modest little device allows your Color Computer to control all kinds of lights and appliances with simple BASIC programs. The second pointed out how to use it as an inexpensive but quite accurate time base. In this installment we will explain the protocol used to communicate from the controller to remote devices through ordinary house wiring. An understanding of this protocol will enable you to better appreciate the potential and limitations of the Plug 'n Power system so you can use it more effectively with your Color Computer in your own unique situation.

Modulation

All X10 devices such as Radio Shack's Plug 'n Power units use "carrier current" modulation on your household power wiring similar to "wireless" intercoms. While intercoms generally use amplitude modulation (AM) or frequency modulation (FM) to transmit analog signals (voices), X10 systems use a form of pulse coded modulation to transmit digital messages from a control unit to remote receiving units. The pulses are synchronized with the power line frequency, and consist of short "bursts" of 120KHz ultrasonic tones and "pauses." In the absence of any official documentation on this subject from BSR or Radio Shack, we have developed the following definitions to aid in our quest.

(Alexander Trevor is Executive Vice President of computer resources at CompuServe. Charles Yahn is a design engineer at CompuServe's Research and Development Center in Tucson, Arizona.)

Burst:

A period of time during which the 120 KHz tone is transmitted over the power line. The length of the burst is slightly less than 1/2 tick (1/120 sec.). (See Figure 1.)

Pause:

A period of time during which no tone is transmitted. A pause is 1/2 tic (1/120 sec.).

Bit:

Binary digits are encoded as follows:

- 0) (PAUSE)(BURST)
- 1) (BURST)(PAUSE)

In normal data transmission the combinations (PAUSE)(PAUSE) or (BURST)(BURST) never occur. When no transmission is taking place, the controller idle state is (PAUSE) . . . (PAUSE).

Listing 1 details how "bursts" and "pauses" are generated on the CoCo. Line synchronization is achieved at BUR2 by

"An understanding of this protocol will enable you to better appreciate the potential and limitations of the Plug 'n Power system so you can use it more effectively with your Color Computer in your own unique situation."

watching the cassette input bit, followed by a 210 microsecond wait at BUR3. The ultrasonic tone is set on or off at BUR4+1 via the 6 bit D/A and timed for 1 millisecond at BUR5. If this has been done three times, the "burst" is complete; otherwise it is repeated after a two millisecond delay at BUR8.

Packet Format

As in asynchronous data communications over telephone lines, a "start" signal is needed to properly synchronize remote units with the incoming data. In the X10 world, data is transmitted in "packets" consisting of several bits preceded by a header. A special sequence is used as the header:

(BURST) (BURST) (BURST) (PAUSE) (rest of packet)
 There are two distinct kinds of packets: address packets and command packets. The structure of each is as follows:

Address Packet:

(header) (house code) (unit code) (0)
 4 bits 4 bits

Command Packet:

(header) (house code) (command) (1)
 4 bits 4 bits

Notice that the house code is repeated in the command packet. The reason for this is to prevent accidental activation of units operating on a different house code. Once a device has recognized its own house code and unit code in an address packet, the device remains ready to receive commands until:

- 1) an address packet is received for a different unit (but same house code),
 - 2) or, a universal command is received (such as clear).
- Thus, if the house code were not included in command packets, addressed devices in another house might respond.

Data Mapping

The binary codes used in X10 packets to represent house codes and unit numbers are not simply the corresponding

hex values. House and unit numbers must be encoded according to Table 1 before being used in a packet. Table 2 lists the values used for all X10 commands.

The "X10 Low Level Routines" given in Listing 1 presume that the mapping is the responsibility of the calling program. This point was well illustrated by the sample program included in Part 1 of this series on page 163 of the February 1983 issue of *the Rainbow*.

Table 1. X10 Encoding Table

House Code	Unit Code	4 bit hex Value
A	1	6
B	2	E
C	3	2
D	4	A
E	5	1
F	6	9
G	7	5
H	8	D
I	9	7
J	10	F
K	11	3
L	12	B
M	13	0
N	14	8
O	15	4
P	16	C

all-in-one
Swivel Organizer

"the perfect solution"

- ★ No more fumbling
- ★ Ends tangled cables
- ★ Everything you need is at your fingertips
- ★ Unique swivel base

\$34.95



NO ONE can match these features and Beat Our Prices!

- Woodgrain FORMICA FINISH (water and stain resistant)
- Swivel base allows sharing of computer Great for game playing and multi-use work stations
- Storage areas with clamps in rear for dressing cables neatly
- Cut out side allows ROM PACK insertion
- Comes fully assembled

PLUS Swivel Base Model Available \$24.95 for Terminal Use

another quality product from

Shauntronics

Send check or money order to:

Shauntronics • P.O. Box 131 • Fairview, N.J. 07022

"ALL-IN-ONE" \$34.95
SWIVEL BASE ONLY \$24.95

SHIP TO:

add \$5.75 each for Shipping & Handling
 New Jersey residents add 6% sales tax

Name _____

Address _____

City _____ Zip _____ Phone _____

*Within Continental U.S.A.

Allow 4 to 6 weeks delivery

Table 2. X10 Commands

Code	Command
0	All off (clear)
1	All on
2	On
3	Off
4	Dim
5	Bright

Example

To summarize, let us look at an example. Suppose we wish to turn on light 5 with house code B. By looking in Table 1 for house code "B" and unit 5; and in Table 2 for "ON," we find the following values:

	Hex	Binary
House "B"	E	(1110)
Unit 5	1	(0001)
Command "ON"	2	(0010)

If we let "b" represent a (BURST) and "." represent a (PAUSE), we can depict the resulting address packet as follows:

.....bbb.b.b.b..b.b.bb..b.....
idle (hd) 1 1 1 0 0 0 1 0 idle

This packet is repeated three times to insure that the device is properly addressed. The command packet follows:

.....bbb.b.b.b..b.b.bb.....
idle (hd) 1 1 1 0 0 0 1 0 1 idle

The command packet is also repeated three times, unless it is a "dim" or "bright" command, which is repeated 2n+1 times, where "n" is a repeat count that determines the degree of dimming or brightening to be done.

Real World Considerations

After you have played around with the Plug 'n Power controller on your computer for awhile and you start to consider using this system to control your home or office, the following concerns will probably come to mind: 1) Can I really leave my computer powered up for days or weeks without doing any harm? 2) What about power failures? 3) How reliable is this set-up?

There are probably as many opinions on the first question as there are Color Computer owners, but in my opinion, if you use your computer nearly everyday anyway, then leaving it on continuously probably is actually less stress on your computer's components than cycling it on and off. I know people who have left their CoCos on for a year; I regularly leave mine on for a week or more when I am out of town. Since heat is the main thing that could damage the components in your computer, you may wish to remove the top cover during extended use to reduce the operating temperature of the I.C.'s. If you have "piggyback" memory, then this is especially important, and you should have a heat sink on the SAM chip. As long as all the chips in your machine run cool enough to touch, then it should be OK. Of course, you should turn off your TV when running the CoCo unattended—otherwise you could damage the screen and will waste a lot of power.

Although the CoCo will tolerate a respectable amount of small power glitches, any power failure of more than a few cycles duration will cause your CoCo to lose memory, or at the very least, will stop program execution. If you want to be sure that your CoCo stays on the job (especially during the summer when power outages are most common), then you should use a small "UPS" (Uninterruptable Power Supply). These devices include a battery to provide backup power, an inverter to generate 120 V.A.C., and some kind of battery charger. Since the CoCo draws less than 25 watts, a very small UPS will be adequate. I use a Topaz 2645, which is really overkill, since it has a 300VA capacity.

A cool running, UPS equipped CoCo is a very reliable device, but there are other hazards that should be considered: lightning, power surges, and interference. Unfortunately, the only way to provide total protection from lightning strikes on the power line is to unplug your computer. The next best thing is to use a good surge protector, which, although not perfect, will greatly reduce the danger of frying your computer. Note that only the computer (and disk drive, if applicable) should be plugged into the UPS and surge suppressor; the Plug 'n Power controller must be plugged directly into a wall outlet. Otherwise, the ultrasonic tone may be filtered out by one of these devices.

Operation of FM intercoms on the same power transformer will interfere with the operation of the Plug 'n Power unit; even if the intercom is in a neighbor's house. Most other forms of interference are dealt with adequately by the fact that X10 packets are transmitted three times.

X10 Routines

Sources of the Color Basic callable machine language routines used to generate X10 packets by all the programs in this series of articles are available on CompuServe in the public ACCESS data base in X10.M69[70000,130]. These routines are in MAC69 format, but are easily convertible to

STOCK & FUND INVESTING
with the
TRS-80 COLOR COMPUTER
USE FUNDGRAF & FUNDFILE

FUNDGRAF is a stock market analysis program that not only graphs and analyzes funds or stocks, but also makes decisions on when to BUY and SELL.

- GRAPHS fund's progress (up to 200 weeks).
- SUPERIMPOSES for comparison:
 - a line of constant percent growth.
 - a graph of any other fund (or stock).
- CALCULATES over any given time span:
 - the percent price change.
 - the moving average (any span).
- INDICATES BUY and SELL signals.

- FUNDGRAF -
TAPE @ \$49.95
DISK @ \$69.95

- FUNDFILE -
DISK only @ \$27.95

- ADD \$2 Handling on all orders.
- Details? SEND SASE
- 16 K ECB Required. -printer optional

FUNDFILE is a portfolio and account management program for securities. It creates files for up to 900 transactions & 50 securities and reports asset value, realized & unrealized capital gains, adjusted costs (for stock dividends), and MORE!!

PARSONS SOFTWARE, DEPT. A
118 WOODSHIRE DRIVE
PARKERSBURG, WV 26101

SEE WHAT'S NEW THIS MONTH at QUASAR ANIMATIONS

SOFTWARE



The Official
ZAXXON
by SEGA

Probably the most incredible arcade game ever is now available for the Color Computer. **NOTE:** this is the official ZAXXON, not an imitation!

32K Tape or Disc **\$39.95**

THE KING

by Tom Mix Software

Four full graphic screens. Exciting sound and realistic graphics. Never before has the color computer seen a game like this.

Tape **\$26.95**

Disc **\$29.95**

SKY-DEFENSE

Can you survive the first wave of attack? Or the next? Or the next? Only your joystick will ever know! Features horizontal flight in highres graphics, and fast-paced action. Machine language; joystick required. 16K..... **\$12.95**

BIGNUM

If you dislike seeing numbers like 1.23045 E 23, and wish you could have **all** the accurate digits instead, then BIGNUM is for you. Add, subtract, multiply, divide and raise BIG numbers to BIG powers and get totally accurate results. Even if you are satisfied with an approximation, without this program the Color Computer would return an "OV ERROR" with this problem: 34↑45. BIGNUM returns the entire 68 digit result! Accurate to 1,024 digits in 16K & about 3,068 digits with 32 RAM.

16K..... **\$9.95**

HARDWARE

16K-32K UPGRADE KIT

Kit includes 8 200 ns #4116 Factory Prime Chips, piggybacked sockets, SAM socket, and "32K" button to replace the 16K on your computer's case. Easy to remove. No soldering to computer. **\$25.95**

64K UPGRADE KIT

200 ns #4164 chip set will upgrade your "E" board easily. Factory Prime Chips. Instructions included **\$49.95**

Nanos Reference Cards

Color Computer & TDP-100

Color BASIC & EXTENDED 4.95

DATA CASSETTES

CO5 C10

\$.65 Qty. 1-10 \$.70

\$.60 Qty. 11-20 \$.65

Soft Poly Cases Ea. \$.20



WABASH DISKETTES

Box of 10 **\$25.00**



JOYSTICK INTERFACE

Use ATARI or WICO Joysticks with your COCO! **\$17.95**



WICO COMMAND CONTROL JOYSTICK

The best joystick available for COCO...
\$29.95

Add \$1.50 per software order and \$2.00 per hardware order for postage and handling.

California residents add 6% Sales Tax.

QUASAR ANIMATIONS

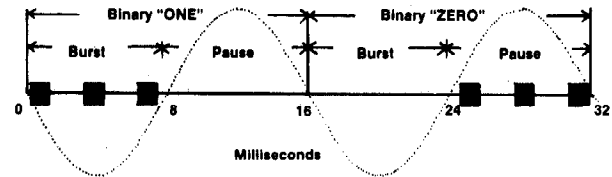
1520 Pacific Beach Drive, San Diego, California 92109

(619) 274-2202

the syntax of other assemblers.

The next and final installment in this series will present a Disk BASIC program incorporating all the techniques presented so far that will allow you to generate, save and execute simple or complex Plug 'n Power control programs

Figure 1. X10 Timing Diagram



```

1      ;Low Level Routines for BSR X-10 Controller
2      ;      Translated from Charles Yahn's 6502 version
3      ;      To 6809 by Sandy Trevor, 8 Nov 1981
4      ;      Modified to PC relative 30 Oct 1982
5      ;
6      ;      Calling Sequence for Color Basic
7      ;
8      ;      DEF USRn = &H3000
9      ;      USRn(arg1)      to send an address or command
10     ;
11     ;      arg1 is a 16 bit integer
12     ;
13     ;      -----
14     ;      ! !F!      COUNT ! HC      ! U/C      !
15     ;      -----
16     ;      14      11-8      7-4      3-0
17     ;
18     ;      where:
19     ;      F - Address/command flag
20     ;          = 0      address packet
21     ;          = 1      command packet
22     ;
23     ;      COUNT - Repeat count
24     ;
25     ;      HC - House Code (0 thru $F)
26     ;
27     ;      U/C - Unit number or Command
28     ;
29     ;      Code      Command
30     ;      0      All off (clear)
31     ;      1      All on
32     ;      2      On
33     ;      3      Off
34     ;      4      Dim
35     ;      5      Bright
36     ;
37     ;      House and Unit codes must be translated by the calling routine as follows:
38     ;
39     ;      House      Unit      4-bit value
40     ;      Code      Code      (hex)
41     ;      A      1      6
42     ;      B      2      E
43     ;      C      3      2
44     ;      D      4      A
45     ;      E      5      1
46     ;      F      6      9
47     ;      G      7      5
48     ;      H      8      D
49     ;      I      9      7
50     ;      J      10     F

```



Auto Run is a utility program for the TRS-80* Extended Basic Color Computer. It is used to add convenience and professionalism to your software.

Auto Run will help you create your title screen with the graphics editor. The graphics editor allows you to choose a background color and border style. Using the arrow keys and several other commands you can draw pictures, block letters and also include text.

Auto Run will generate a machine language loader program to precede your program on the tape. Then, to start up your program, simply type CLOADM to load in the Auto Run loader program, which will then automatically start itself up, display your title screen, load your program and then RUN or EXEC it.


Also you may record a vocal or musical introduction preceding your program. The Auto Run loader will control the audio on/off.

Basic programs can be set to load anywhere in memory above \$600 (the PCLEAR 0 page).

Software authors: The Auto Run prefix may be appended to your software products.

Auto Run is \$14.95 and includes complete documentation and an assembly source listing. Requires 16K Extended Basic.

Galactic Hangman



A great new twist to the popular, educational word guessing game for the Color Computer. Large (700 words) and sophisticated vocabulary. Or enter your own words, your child's spelling list, foreign language vocabulary, etc.

Outstanding high resolution graphics, animation and sound effects.

For \$14.95 you get both the 16K and 32K versions of Galactic Hangman.



SUGAR SOFTWARE
2153 Leah Lane
Reynoldsburg, Ohio 43068
(614) 861-0565

*TRS-80 is a trademark of Tandy Corp.

CIS orders EMAIL to 70405, 1374



Tape Information Management System

A user-oriented, easy to use personal database management system for the TRS-80* Color Computer with these outstanding features:

- *keeps files of programs, names, addresses, birthdays, recipes, class or club rosters, anything
- *variable record and field lengths
- *phrase substitution editor
- *up to 8 user-definable fields
- *ML sort (up to 3 fields), search and delete functions
- *2 search modes — range and item
- *user-definable printer format, for any printer
- *up to 230 characters per record

For \$24.95 you get the database management system, our full documentation which includes a reference guide and a programmer's guide, and our 1981 Bibliography of articles relating to the Color Computer. Requires 16K Extended Basic. 32K recommended.

1982 TMS Bibliography — \$9.95

Silly Syntax



A sensational and educational version of a popular party game for the TRS-80* Color Computer . . .

For 1 to 10 players. Load a story into the computer. The players are asked to supply a noun, verb, part of body, celebrity, etc. which the program uses to complete the story. The story, which is displayed when all words are entered, will be hilarious. Silly Syntax requires 16K Extended Basic (32K for disk version). For \$19.95, you get a user guide and a tape containing the Silly Syntax game and 2 stories. You can create your own stories or order story tapes from the selection below.

Silly Syntax stories — Ten stories per tape.

- | | |
|----------------------|---------------------------|
| SS-001 - Fairy Tales | SS-004 - Current Events |
| SS-002 - Sing Along | SS-006 - Adventure/Sci-Fi |
| SS-003 - X-Rated | SS-007 - Potpourri |

Each story tape is \$9.95. 10% off for 3 or more story tapes. Disk is \$24.95 for Silly Syntax and 2 stories or \$49.95 for Silly Syntax and all 62 stories.

Add \$1.00 per tape or disk for postage and handling. Ohioans add 5.5% sales tax. COD orders are welcome. Dealer inquiries invited.

```

51          :      K      11      3
52          :      L      12      B
53          :      M      13      0
54          :      N      14      8
55          :      O      15      4
56          :      P      16      C
57          :
58 0000          LOC      $3000
59          B3 ED          INTCNV=$B3ED          ;Convert arg to integer
60          FF 20          BSRSTA=$FF20          ;Cassette I/O address

61 3000          SENPKT:
62 3000 BD B3 ED          JSR      INTCNV          ;Convert arg to integer
63 3003 ED 8D 00 71          STD      FLAG,PCR          ;Save flag and arguments
64 3007 B4 3F          ANDA     #$3F          ;Clear bit 0
65 3009 A7 8D 00 6A          STA      RCNTR,PCR          ;Save packet repeat count

66 300D 8D 39          HEADER: BSR      BURST          ;Send out header
67 300F 8D 37          BSR      BURST
68 3011 8D 35          BSR      BURST
69 3013 8D 2E          BSR      PAUSE
70          ;Send out data - house code, unit or command

71 3015 A6 8D 00 60          SEND:  LDA      FLAG+1,PCR          ;Get hse code,,unit or cmd
72 3019 8E 00 08          LDX     #8          ;Set size of bit field
73 301C 8D 13          BSR      BITFLD          ;Output the field

```

GRAPHIC MATH

ADVENTURE \$21.95

Challenging Adventure! Fully player selectable up to 300 "room." Search for treasure on land, on river, and in the labyrinth of caves. Your search is blocked by many obstacles which can be overcome by correctly answering math problems. Any one or all four functions (+, x, -, :) can be selected to add variety. 24 skill levels make the game challenging for all ages. 32K EXT BASIC Required



Also: SPELLING MASTER \$14.95

Conquer spelling. Learn the words you have trouble with. User input unlimited number of words. Good for weekly spelling lists. SAMPLE list provided. 16K EXT BASIC cassette

MATH MATER \$14.95 for both

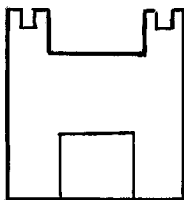
Learn Basic Math Facts (+, x, -, :) and counting routines. Math drill for speed. MATH TUTOR teaches with graphics. MATH DRILL Non-EXT BASIC \$8.95 MATH TUTOR 16K EXT BASIC \$8.95

CONCENTRATION \$9.95

40 blocks hide 20 patterns. Pit your memory skills against your friends. Two players. Non-EXT BASIC cassette.

15% OFF ALL Spectral Associates Software

examples		
Android Attack	21.95	18.65
Cosmic Invaders	17.95	15.35
Ghost Gobbler	19.95	16.95
Space War	21.95	18.65
Battle Fleet	21.95	18.65
Keys of Wizard	19.95	18.65
Space Traders	14.95	12.70
Lothars Labyrinth	14.95	12.70
Alcatraz II	11.95	10.15
Cosmic Super Bowl	14.95	12.70
Typing Tutor	18.95	16.95
Flex Plus Dos	69.95	59.45
Ultra 80C editor/assembler	49.95	42.45



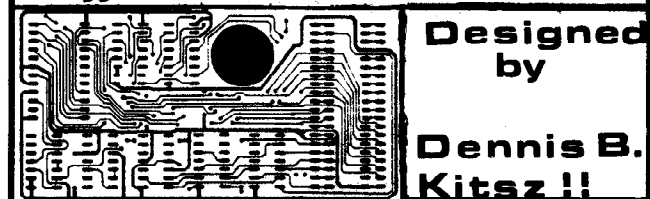
SOFTWARE FACTORY

1333Morgan Road
Bremerton, WA 98312
(206) 377-1694



Dealer & Author inquiries invited

WRITE FOR FREE CATALOG
Add 3% for shipping - No COD



Designed by

Dennis B. Kitz !!

ASSEMBLED LOWER CASE MODULE \$69.95
Easy to install - No software changes
-Adds lower case with true descenders.
BOARD ONLY \$12.00



TV Buff
will give standard NTSC
video output for virtually
any monitor \$ 9.95

send \$1.00 for our
complete catalog

dealers call (212) 499-5400

WORLD ELECTRONICS
177 27th Street
Brooklyn, N.Y. 11232

74

;Send the unit/command flag (1 bit)

75 301E A6 8D 00 56

SENF: LDA FLAG,PCR

;Get the addr/cmd flag

76 3022 49

ROLA

;POSITION IN MSB

77 3023 8E 00 01

LDX #1

;Set size of bit field

78 3026 8D 09

BSR BITFLD

;Output the flag

79 3028 6A 8D 00 4B

DEC RCNTR,PCR

;Repeat RCNTR times

80 302C 26 DF

BNE HEADER

81 302E 39

RTS

82 302F 00

BSROFF: BYTE 0

83 3030 FC

BSRON: BYTE \$FC

84

;Transmit a byte

85

; C(A) = House code,,unit or command

86

; C(X) = bit field size

87 3031 49

BITFLD: ROLA

;Get bit to send in 'C'

88 3032 25 06

BCS S1

;Branch if a '1'

89 3034 8D 0D

BSR PAUSE

;Else, send a '0'

90 3036 8D 10

BSR BURST

91 3038 20 04

BRA BITDN

92 303A 8D 0C

S1: BSR BURST

;Send a '1'

93 303C 8D 05

BSR PAUSE

94 303E 30 1F

BITDN: LEAX -1,X

;DECREMENT X

BEAR BONES

CASSETTE SOFTWARE

BEAR BONES

(16-K NON-EXTENDED BASIC UNLESS NOTED BY *)

SPECTRAL ASSOCIATES:

GHOST GOBBLERNOW \$19.95
 PLANET INVASION \$21.95
 GALAX ATTAXX \$21.95
 SPACE WAR \$21.95
 DEFENSE \$21.95
 SPACE RACE \$21.95
 ANDROID ATTACK \$21.95
 KEYS OF THE WIZARD \$19.95
 SPACE INVADERS \$14.95
 CC THELLO \$14.95
 COLOR ZAP \$9.95

MED SYSTEMS:

MONKEY KONG \$24.95
 PHANTOM SLAYER \$19.95
 INVADER'S REVENGE \$19.95

TUTOR TAPES:

VOWEL FUN-1st GRADE \$14.95
 MATH CHALLENGE-2nd GRADE . \$14.95
 WORD MATCH-2nd GRADE . \$14.95

*SPECIAL—MOTOROLA ASSEMBLY
 PROGRAMMING CARD
 FOR 6809E \$1.95

COLOR COMPUTER SOFTWARE



NEW RELEASES

SOOPER PAC

\$21.95 BEAR BONES

EXCITING - PROGRAMMABLE
 SELECT 3 SCREENS, SPEED &
 COLOR CHANGES. BONUS
 SHAPES, FANTASTIC ACTION
 - 30 SKILL LEVELS.

WHIRLY BIRD RUN

\$21.95 SPECTRAL

COMMAND YOUR CHOPPER AND
 FIGHT THROUGH THE TUNNEL OF
 DOOM!

LANCER

\$21.95 SPECTRAL

1 OR 2 PLAYERS - MEDIEVAL
 COMBAT INCLUDES FLYING YOUR
 OSTRICH BETWEEN FLOATING
 ISLANDS.

MS. GOBBLER*

\$21.95 SPECTRAL

4 SCREENS, INVISO-MAZE AND
 MOVING BONUS FRUIT. 1 OR 2
 PLAYERS.

STORM ARROWS

\$21.95 SPECTRAL

MANUEVER YOUR SPEEDING CAR
 THROUGH THE CITY STREETS &
 ALLEYS WHILE AVOIDING STORM
 ARROWS & THE DREADED IMPERIAL
 CRUISER.

SPACE SENTRY

\$14.95 SPECTRAL

YOUR MISSION AS THE SENTRY IS TO
 DEFEND YOUR PATROL SECTOR
 FROM INCOMING INVADERS.
 30-TYPE WITH RADAR SEARCH
 PANELS.

ALPHA SEARCH

\$10.95 SPECTRAL

EDUCATIONAL - A CHALLENGING
 RACE TO GATHER THE ALPHABET
 WITH SPACE SHIPS & ELEVATORS.
 EARLY ELEMENTARY GRADES.

ORDER FORM

QTY.		PRICE
_____	GHOST GOBBLER	_____
_____	PLANET INVASION	_____
_____	GALAX ATTAXX	_____
_____	SPACE WAR	_____
_____	DEFENSE	_____
_____	SPACE RACE	_____
_____	ANDROID ATTACK	_____
_____	KEYS OF THE WIZARD	_____
_____	SPACE INVADERS	_____
_____	CC THELLO	_____
_____	COLOR ZAP	_____
_____	MONKEY KONG	_____
_____	PHANTOM SLAYER	_____
_____	INVADERS REVENGE	_____
_____	SOOPER PAC	_____
_____	WHIRLY BIRD RUN	_____
_____	LANCER	_____
_____	MS. GOBBLER *32K	_____
_____	STORM ARROWS	_____
_____	SPACE SENTRY	_____
_____	ALPHA SEARCH	_____
_____	VOWEL FUN	_____
_____	MATH CHALLENGE	_____
_____	WORD MATCH	_____
_____	MOTOROLA PROG. CARD	_____

ORDER TOTAL: \$ _____
 MICH. RES. ADD 4% TAX: _____
 TOTAL ENCLOSED: \$ _____
SHIPPING FREE

SHIP TO:

NAME

ADDRESS

CITY

STATE

ZIP

MAIL TO: BEAR BONES SOFTWARE, INC.
 G 3117 CORUNNA RD., SUITE 108
 FLINT, MICHIGAN 48504

Enclose Check or Money Order, Allow
 Two Weeks for Check to Clear
 Money Orders Shipped Immediately


```

95 3040 26 EF          BNE  BITFLD      ;If more bits, then repeat
96 3042 39            RTS          ;Else, BITFLD done

97                    ;Send a "Pause"
98                    ;      Uses B and Y
99 3043 31 8C E9      PAUSE: LEAY  BSROFF,PCR  ;Pause for 8ms
100 3046 20 03        BRA    BUR1
101                    ;Send a "Burst"
102 3048 31 8C E5      BURST: LEAY  BSRON,PCR  ;Burst for 8ms
103 3048 34 12        BUR1: PSHS  A,X          ;Save A and X
104 304D B6 FF 20      BUR2: LDA    BSRSTA      ;Wait 1/2 tick time (1sBIT is 60Hz clock)
105 3050 85 01        BITA  #1          ;Test for cassette input (=clock)
106 3052 27 F9        BEQ    BUR2
107 3054 86 34        LDA    ##34          ;Kill 7*20us=210us
108 3056 4A          BUR3: DECA
109 3057 26 FD        BNE    BUR3

110 3059 C6 03        LDB  #3
111 305B A6 A4        BUR4: LDA    ,Y          ;BSROFF contains 0
112 305D B7 FF 20      STA  BSRSTA      ;Clears or sets 120Khz burst
113 3060 86 B2        LDA    ##B2          ;Wait 7*90us= 1ms
114 3062 4A          BUR5: DECA
115 3063 26 FD        BNE    BUR5

116 3065 7F FF 20      CLR  BSRSTA      ;Turn off burst
117 3068 1C 00        ANDCC #0

```



CIRCLE CITY SOFTWARE

P.O. Box 30166
Indianapolis, Indiana 46220



Credit Card Customers
include number and expiration date.



NEW MASTER DISK

\$29.95

A touch of a button allows you to keep tabs on your disk library. Creates directory files directly from 100 of your source disks on one Master Disk. Search by file name, file type, disk name, free space, or individual directory. All output can be sent to line printer. Menu driven and very user friendly! This is an improved version of the program reviewed in The Rainbow. Optional accessory package adds even more features. 16K or 32K disk required.

ACCESSORY PACKAGE

\$20.00

A second disk for improved versions of the original single-disk accessory programs. Includes notebook for storage of disks and paperwork.

SORT

New Sort program is faster and more efficient than original version. Runs in 16 or 32K to produce an alphabetic listing of all file types you specify.

RECOVER


New Recover program not only rewrites directories from master files but can rebuild an entire disk to eliminate "IO" errors.

ZAP

New addition. User friendly directory Zapper to manually correct directory data when all else fails. Menu-driven with help files for novices.


SEA TRADER

A new game in which you play an 18th century sea captain plying the trade routes. The you start start out on a shoestring and try to become a billionaire. Hazards include pirates, storms, bad markets, and bad debts. People have become so fascinated with this game that they actually cheat to keep from winning. 16K color basic, tape or disk \$19.95.



COLOR STAR PILOT

Take a trek through space to defeat the alien enemy in this superior version of a classic space game! Reviewed in Rainbow. Requires extended basic. Comes with 32K 3-level game or 16K novice version. Tape or disk \$19.95.



JUST GOOD SOFTWARE

*RAINBOW
REVIEW DATES
*JAN '83

DISK DOUBLE ENTRY - If you have spent hours trying to balance your Debits and Credits, this program is for you! Designed for small business, club, and personal use. Enter transactions in a journal type format. Program will maintain current account balances, produce Trial Balance, Income, and Balance Sheet reports and complete Account Ledgers. Will handle up to 300 accounts including report headings and totals. Up to 1400 average transactions on a diskette. Summary reports and four levels of subtotals available. **REQUIRES 32K** and a user understanding of standard double entry accounting concepts. - \$44.95 in BASIC with Machine Language subroutines.

DISK DATA HANDLER - 64K - Designed to use the full 64K RAM, but may also be configured for 32K. Uses standard ROM's - No special operating system required! Allows you to design disk data files for your specific needs. You define a basic record of up to 14 fields and 246 characters. Provides fast selection and sorting based on any field or combination of fields in this record. Powerful on-screen input and update. User defined output of reports to screen, printer, or disk files which may be read by your BASIC programs for any computational or special formatting requirements. Printer reports allow headings, page breaks, and page numbering, and let you pass control codes to drive your printer's special features. Maximum number of records you may work with at one time will depend on RAM configuration and record size - 64K (32K) 1850 (500) - 21 char records, 179 (49) - 246 char records. An optional Extended record linked to the basic record may also be defined. The size of this Extended record is not a factor in determining maximum number of records. Will provide the growth capability needed for your increasingly sophisticated applications. \$54.95 in BASIC with Machine Language subroutines.

*OCT '82

DISK DATA HANDLER - 32K only version - as above, but without report headings, page breaks, or printer control codes. \$44.95

DATE-O-BASE CALENDAR - Puts you in charge of your schedule! Graphically displays any monthly calendar between 1700 and 2099. You put in up to twelve 28 character memos per day - calendar shows where the memos are - call up of day shows details. Use for appointments and a log of past activity. Study the chronology of the American Revolution or note the day your mortgage will be paid off. Search capability allows you to list or print all memos between two specified dates or only ones meeting key word criteria. Date computation shows elapsed time between two dates in days, weeks, months, and years. **REQUIRES 32K** in BASIC.

*JUNE '82

TAPE DATE-O-BASE CALENDAR - \$16.95
(max. 400 memos/tape file)

DISK DATE-O-BASE CALENDAR - \$19.95
(over 4,000 memos/disk - max. 300 memos/month)

MATH TUTOR - Five programs that go from math fact (+, -, X, /) drill to full addition, subtraction, multiplication, and division at four levels of difficulty. Provides a step by step approach with error correction and rewards for good performance. - \$13.95 in BASIC.

*SEP '82

SPELLING TEACHER - Up to 200 of their spelling words stored on tape or disk are presented in four lively study modes including a scrambled word game. - \$12.95 in BASIC.

*SEP '82

ALPHA-DRAW - A subroutine designed to let you easily add characters to your graphic displays. You define X and Y coordinates and a string variable of one or more characters and Alpha-Draw will do the rest. Includes all keyboard characters. Comes with instructions for a true line numbered merge of tape files. Works great with the Screen Print program! - \$8.95 in BASIC.

*AUG '82

GRAPHIC SCREEN PRINT PROGRAM - Works in ALL PMODES and lets you shift screen image anywhere on the printed page. Relocatable code lets you use all of your 16K or 32K machine. Available for both Color Basic 1.0 and 1.1. Use EXEC 41175 to see which you have and SPECIFY with order. In Machine Language.

*MAY '82

\$7.95 - For TRS-80® LP-VII/VIII & DMP 100/200/400

(specify printer type)

\$9.95 - For Epson GRAFTRAX®, PROWRITER®, NEC® PC 8023A-C

Microline® 82A/83A (with OKIGRAPH® I), Microline 84

IDS-440/445, Paper Tiger® 460/560, Micro Prism® 480, Prism® 80/132 (with dot plotting)

Micro Peripherals, Inc. 88G/99G, Centronics 739, Star Micronics, Inc. GEMINI-10/15

(Trademarks of Tandy Corp., Epson America, Inc., C-Itoh, NEC America, Okidata Corp., Integral Data Systems, Inc.)

ALL PROGRAMS require Extended Color Basic and are delivered on cassette. All, except Tape Date-O-Base Calendar, are DISK System compatible.

**We want your
SUGGESTIONS!**

Custom Software Engineering, Inc.

807 Minutemen Causeway (D-2), Cocoa Beach, Florida 32931
(305) 783-1083



For VISA and Master Card orders:
Include type, account number, expiration
date, signature and phone number.
Sorry! No COD's.

U.S. and CANADA add \$1.00 per order for shipping.
Overseas \$2.50 per order. All prices in U.S. dollars.
Florida residents add 5% sales tax. Return within two
weeks if not completely satisfied.




```

118 306A 5A          DECB          ;Decrement B (3 counter)
119 306B 27 08      BEQ      EXIT
                                     ;
120 306D 86 F8      BUR7: LDA      #$F8          ;Wait 9*$DEus = 2ms
121 306F 12          BUR8: NOP
122 3070 4A          DECA
123 3071 26 FC      BNE      BUR8
124 3073 20 E6      BRA      BUR4
                                     ;
125 3075 35 92      EXIT: PULS   X,A,PC          ;Restore x and a
                                     ;
126                  ;Data Area
127 3077            RCNTR: BLOCK 1          ;repeat count
128 3078            FLAG:  BLOCK 2          ;Byte 0 - Bit 0 = 0 adrs
129                  ;                      ;          = 1 data
130                  ;                      ;          Bits 1-7 = repeat count
131                  ;Byte 1 = unit code or command
132                  END

```

*****ANNOUNCING A NEW PRODUCT*****

LINE PRINTER VII COVER



THIS REMARKABLE COVER REDUCES THE NOISE BY MORE THAN HALF AND IS AVAILABLE IN 6 DIFFERENT COLORS FOR THE LOW PRICE OF ONLY \$34.95 ea.

THE COLOR CHOICES ARE American Walnut, Bark, Oriental Teak, Spanish Oak, Palm, and Cherry. SPECIAL COLORS ARE AVAILABLE FOR \$5.00 EXTRA

THESE COVERS ARE MADE OF QUALITY WOOD (COVERED WITH LIQUID PLASTIC) AND PLEXIGLAS WITH PRE-CUT SLOTS FOR CORDS AND PAPER TO GO THROUGH.

SEND CHECK OR MONEY ORDER TO:



PcLEAR4co.

P. O. BOX 294

HENDERSON, TEXAS 75653-0294

Distributors of Quality Color Computer Equipment

Please send ___ LP-VII Covers @ \$34.95 in the _____ Color
To _____

Please include \$3 for
S & H. per cover

PLEASE ALLOW 3 to 4 WEEKS FOR DELIVERY

ICCC MEMBERS 25% OFF!

Gemini 10: New Star From Star Micronics

There's a new Star from the Midwest which just might be the one wise men and women are seeking these days. The Gemini 10 printer from Star Micronics has landed on our shores with surprisingly little fanfare, and it looks like it might make a very large dent in the printer market.

After seeing a few ads for it, I called up and ordered one on the spot. Now, I am not ordinarily an "impulse buyer." In fact, I'm well known for carrying comparison shopping to ridiculous extremes. But, I bought the Gemini 10 sight unseen and without even having spoken to anyone who owns one. It has turned out to be a very good move.

Here's a partial list of the Gemini's features:

- *100 characters per second
- *9 x 9 dot matrix
- *true low case descenders (see self-test, below)
- *proportional spacing
- *italics
- *compressed and double width character modes
- *sub- and superscripts
- *underlining
- *2K buffer
- *friction and tractor feed

And, best of all possible worlds—

- *fully dot-addressable (this means graphics!!!)

There are plenty of other goodies, including such characters as Greek sigma and mu; copyright symbol and trademark symbol.

I know. You're saying, "Great, but I bet the price is outta sight." Not so, Bucko. This machine is cheaper than others in its class. In fact, it's only slightly more than the original price of the L.P.VII.

There are a number of mail-order houses currently offering the Gemini. I ordered mine from Texas Computer Systems and was impressed with the speed with which they processed my order. My printer arrived one and a half weeks after I sent the check!

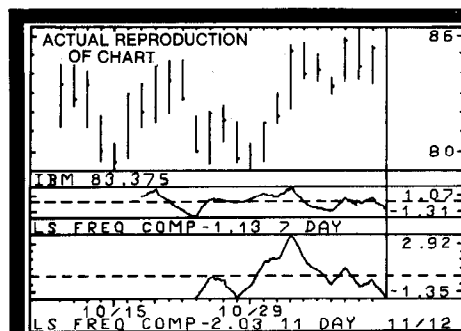
To use the Gemini with a Color Computer (TRS80c or TDP), also buy the serial interface board. This comes with instructions for plugging it into the printer board. It's not difficult to attach the board—even a non-techie like me can do it. What is confusing is setting the eight dip switches on the serial board to conform to the CC's standards. For this, I needed help from the experts, so I went to my good friend, Dennis Lewandowski, of DSL Computer Products. With Dennis' help and a call to some very friendly folks at Star Micronics, we finally figured it out. To save you the same efforts, the serial board switches which should be 'ON' are 3, 7 and 8. (The manual contains a few errors about what switch does what with regard to #3 and #4.) Also, there are eight jumpers on the serial board. Dennis pushed #8 (on far left) up. Don't ask me why—all I know is, it works.

Nothing is perfect, of course, and though I'm hard pressed to find fault with this machine, I do have a "wish list." I wish the dip switches for controlling the baud rate were more easily accessible. They are on the serial board and to get to them you have to unscrew the cover and reach in through a maze of chips and stuff. And you'd better have real long, skinny fingers. I also wish the Gemini were a little quieter. It is lots better than the L.P.VII, but not as quiet as the Epson. Wish #3 is for better documentation. Some program examples, especially for the bit imaging, would be most helpful. The novice will have a tough time figuring out how to address the dot.

I have sung the praises of the L.P.VII many times. I still say you can't beat it as a first printer. But, if you need better print quality and faster throughput—in short, if you're ready for your second generation printer, here's my advice: Follow the Star.

(Star Micronics, 500 Park Blvd., Suite 645, Itasca, IL 60143, \$3.99 suggested retail)

—Kathy Goebel



BETTER THAN HIGHER COST PACKAGES RUNNING ON "BIGGER" MACHINES

- Stocks, Options and Commodities
- Dow Jones and Compuserve input
- Optional *unattended run mode*

TRS-80® Tandy Corp.

Requires 32 K, Ext. Basic, 1 or 2 disks, Printer

GAIN AN UNFAIR ADVANTAGE! WITH INVESTOGRAPH ON YOUR TRS-80 COLOR COMPUTER

IN-DEPTH, TIMELY INVESTMENT ANALYSIS WITH LESS WORK

Gain the advantage of using the power of the Color Computer to make more money in the market. The easy-to-use, menu driven INVESTOGRAPH software package provides:

- \$ Automatic data entry by the highly rated COLORCOM/E.
- \$ Screen and hard copy graphs with prices, volumes, moving averages, cycle components, momentum, OBV, security comparisons, channels, and several other exclusive oscillators.
- \$ Complete data maintenance utilities.
- \$ Optional unattended run mode - have dinner while COGO works for you!

YES! I want an UNFAIR ADVANTAGE.

Send INVESTOGRAPH rush at the INTRODUCTORY PRICE of U.S. \$245.00 (plus 5% in Texas). Includes full set of data and program diskettes with complete, easy-to-use documentation, 1 year warranty.

Name _____
 Address _____
 City _____ State / Zip _____
 Check Money Order Visa Mastercard
 Card No. _____ Expires _____
 Signature _____
 Order by phone, call (512)778-5260
 Dealer Inquiries Welcome

Liberty Hill Software

P.O. Box 306 • Liberty Hill, Texas 78642

USING VARPTR BASIC's *hidden* COMMAND

By Ron Mummaw

There is a command in Extended Color BASIC which I very seldom see used or even mentioned and yet it can be a very useful item. The command is *VARPTR* and I would like to describe how it can be used and how I have found it to be helpful. I have been doing some professional programming recently, and in converting some Apple programs to the Color Computer, I found it necessary to speed up some of the low resolution graphics routines to make them match the Apple's low resolution speed. I realized that machine language subroutines would do the trick and I wanted to use the most efficient way I could of storing them in my programs. That is where *VARPTR* comes in. Even if you are a novice programmer and know nothing about machine language programming, you will find some useful and easily understood information in this article.

If you will look on page 148 of your Extended Color BASIC manual you will find a somewhat confusing and not very useful description of *VARPTR*. It is also mentioned in the reference summary in the back of the book and on the quick reference card. Hopefully, my explanation will make more sense to you, and you will be able to make use of this command.

First of all, a little background on how the computer stores the things it needs to remember. Some of you old pros may want to skip this part. If you have a 16K Color Computer your computer has 16384 little "drawers" that it can store numbers in. The more technical name for these "drawers" is bytes. This is the area known as RAM (random access memory) memory. There are actually up to 65536 "drawers" but many of those have numbers permanently stored in them (the ROM (read only memory) memory areas) and for our purposes we need only be concerned with the ones that

change with each program we load into the computer. If you have a 32K machine then you have 32768 "drawers" of RAM memory.

Each of those "drawers" has a number or an address. The RAM addresses start at 0 and go to 16383 or 32767 depending on the amount of memory you have. The first 1024 locations (numbered 0-1023) are used by the computer to keep track of all kinds of things that go on during the running of a program and some things that are even going

"As you can see, finding where the computer has stored your value for X or A\$ could take you quite some time if you had to go looking through all of those "drawers." Fortunately, your computer is a very efficient file keeper . . ."

on when it appears as though nothing is happening (ie, the timer, sound and play values, etc.). The next 512 are the normal text screen memory locations. After that comes either your BASIC program, high resolution graphics memory, or disk memory storage if you have a R.S. disk system. These areas can change in size depending on how many graphics pages you have *PCLEARed*, how long your BASIC program is and whether or not you have a disk system. Finally the computer uses what is left to store all the variables and their values. Don't forget, all of this stuff is stored in the form of binary numbers from 00000000 to 11111111 which for us the computer changes to 0 to 255.

As you can see, finding where the computer has stored your value for X or A\$ could take you quite some time if you had to go looking through all of those "drawers." Fortunately, your computer is a very efficient file keeper and it has

(Mr. Mummaw has a Bachelor's Degree in Early Childhood Education from Arizona State University. He taught elementary school for six years and is currently doing some freelance programming, mainly for The Learning Company.)

an excellent memory for where it has stored all the things that you tell it. If you ask it just right, it might even tell you where it is keeping some information that you need. That is where *VARPTR* comes in.

Let's say you type in your computer:

A\$="COMPUTER" (ENTER)

The computer has now stored away several pieces of information about what you told it. We can use some of those pieces of information. If you now type in:

PRINT *VARPTR*(A\$) (ENTER)

the computer will give you back a number. For our example only, we'll say that number is 9733. That number is the memory "drawer" where the computer has stored information about A\$. If you were to *PEEK* into that location (by typing *PRINT PEEK*(9733)), the computer would give you the number 8 for our example. Why 8? Because 8 is the number of characters in A\$ or the number of bytes or memory "drawers" that A\$ occupies. The number 9734 or *VARPTR*(A\$)+1 is not used, however, *VARPTR*(A\$)+2 and *VARPTR*(A\$)+3 (9735 and 9736 in our example) are, and they contain very useful information. They contain information that will tell us where the computer has stored A\$.

We need to remember that in any of its memory locations, the largest number that will fit is binary 11111111 or decimal 255 yet the computer has up to 65536 memory locations to keep track of. I could go into a lesson on hexadecimal numbering here, but that would take up another article so I will try to make this as simple as possible without going into a lot of detail, for those who are new to the subject. If you multiply what is stored in *VARPTR*(A\$)+2 times 256 and

add that to what is stored in *VARPTR*(A\$)+3 you will get the beginning address where the computer has stored A\$. That is because *VARPTR*(A\$)+2 contains the "high order byte" and *VARPTR*(A\$)+3 contains the "low order byte." The high order byte must be multiplied by 256 because of the computers use of binary numbers. I know that may not be very clear but it will suffice for our purposes here. Let's say we found that A\$ was stored beginning with memory location 11029. If you type:

PRINT *PEEK*(11029) (ENTER)

you will get a 67 because that is the computer's way of representing a "C." Location 11030 contains a 79 for "O," location 11031 a 77 for "M," etc. Just for fun now type:

POKE 11029,68 (ENTER)

NOTE: 11029 will probably not work for your example. Be sure to use the value for the beginning address of A\$ that you got.

Now type:

PRINT A\$ (ENTER)

Your computer should have printed "DOMPUTER." Why? Because you just poked a "D" in place of where the computer was storing the value for a "C," the first character in A\$.

You're probably sitting there saying to yourself, "So what! This is interesting but what good will it do me?" Now comes the fun part.

This technique comes in very handy if you are using machine language subroutines in your BASIC programs. There are two ways of using a machine language subroutine in a BASIC program; 1) reserve the top X number of bytes of your RAM (depending on the length of your subroutine) and then poke the routine into that area, 2) pack the routine

FILMASTR

A powerful DATA MANAGEMENT SYSTEM for the COLOR COMPUTER. If you have been wanting a really good data manager at a reasonable price, **THIS IS IT!** FILMASTR combines the best features of the big systems to provide a combination of speed, power, and simplicity that can't be beat.

CUSTOM SCREENS - Design input screens with up to 20 fields. Inverse labels for contrast.

FORM FILL ENTRY - Non-destructive blinking cursor, full screen editing, no garbage collections, copy fields from previous record. Keeps up with the fastest typist.

FAST SORT & SEARCH - Machine language sorts the entire file in seconds. Sort on any field or fields. Use a variety of relational search techniques to select any record or group of records that you can define.

EDIT FILES - Change or delete any record easily. Create and save sub-files or append files.

PRINT FORMAT - Print any field in any order on any line. Insert characters or phrases.

MENU DRIVEN - No special commands to be learned. All functions are menu selected and aided by on screen instructions.

CAPACITY - Up to 255 characters per record, 24000 characters per file. (9000 with 16K)

DOCUMENTATION - A thorough manual with examples and explanation of every command.

FILMASTR 16K or 32K TAPE \$29.95
EXT BASIC DISC 34.95

TIME & MONEY

A "WHAT IF?" financial planning tool. T & M is used to evaluate the time value of money as an aid in planning investments, savings plans, retirement plans, leases, loans, mortgages or any other situations that involve compound interest.

The program is menu driven with simple on-screen instructions. It uses a unique form fill-in for data entry with easy editing. It even accepts simple math expressions as input.

Calculated results are automatically entered as data and can be used for further "WHAT IF?" calculation. All factors are always on screen, making it easy to understand the relationship between **TIME & MONEY**.

TIME & MONEY 16K or 32K TAPE \$19.95
EXT BASIC DISC 24.95

THE
COMPUTER
HOUSE

(814) 371-4658

BOX 1051, DUBOIS PA, 15801



Add \$2.00 Postage & Handling
PA Residents Add 6% Tax
C.O.D. \$2.00 Additional

into a string and use VARPTR to locate that routine.

Method 1 works okay, but it has some drawbacks. One of those is if the program was written for your 32K machine and you put your subroutine into the top of RAM, then it will not work on your friend's 16K machine even if the BASIC program itself is short enough. Another drawback is the memory space and time it takes to poke it into memory each time you run the program. Finally, when you run another program that might need the memory you reserved, you either have to turn the computer off and on again or, CLEAR200,32767 or CLEAR 200,16383 to get all of your memory space back.

I will now describe how to pack a machine language subroutine into a string and then discuss the advantages of this method.

The following is a source code for a simple machine language routine to draw an orange square in the center of the screen. It is not absolutely necessary at this point that you understand how this program works.

```

10 A$ = "////////////////////
////////////////////"
20 V1 = VARPTR ( A$ )
30 V2 = 256 * PEEK ( V1 + 2 ) +
PEEK ( V1 + 3 )
40 FOR L = V2 TO V2 + 46
50 READ B$
60 A = VAL ( "&H" + B$ )
70 POKE L , A

```

```

80 NEXT L
85 Q$ = HEX$ ( V2 + 27 ) : Q1$ =
LEFT$ ( Q$ , 2 ) : Q2$ = RIGHT$
( Q$ , 2 ) : POKE V2 + 2 , VAL
( "&H" + Q1$ ) : POKE V2 + 3 , V
AL ( "&H" + Q2$ )
90 CLS0
100 DEFUSR0 = V2
110 Z = USR0 ( 0 )
120 GOTO 120
1000 DATA 10,8E,06,1B,8E,04,CE,A
6,A0,81,01,26,05,30,88,1C,20,F5,
81,11,26,01,39,A7,80,20,EC,FF,FF
,FF,FF,01,FF,80,80,FF,01,FF,80,8
0,FF,01,FF,FF,FF,FF,11

```


The first column of numbers are just line numbers for reference. The addresses where this program could go are the numbers in the second column starting with \$0600 (I will use the \$ to indicate a hexadecimal number). That would be 1536 in decimal or 6*256. This is not, however, where we will put it. The third column are the hexadecimal numbers that tell the computer what to do. Here is a BASIC program that will pack a string with this machine language subroutine.

```

10 A$ = "RUN&RUNDIRSUBSOUND60&00
N !60&9THENFOR !!!SGNFORINTSGNFO
RINT!!"
20 V1 = VARPTR ( A$ )
30 V2 = 256 * PEEK ( V1 + 2 ) +
PEEK ( V1 + 3 )
85 Q$ = HEX$ ( V2 + 27 ) : Q1$ =
LEFT$ ( Q$ , 2 ) : Q2$ = RIGHT$
( Q$ , 2 ) : POKE V2 + 2 , VAL
( "&H" + Q1$ ) : POKE V2 + 3 , V
AL ( "&H" + Q2$ )
90 CLS0
100 DEFUSR0 = V2
110 Z = USR0 ( 0 )
120 GOTO 120

```

You will really begin to see the beauty of this technique if you can follow my explanation of this BASIC program. Here goes: Line 10 sets up a "dummy" string. It is that string that will later contain our machine language subroutine. Line 20 finds out where the computer has stored its information about A\$ and makes V1 equal to that address. Line 30 PEEKs into V1+2 and multiplies it times 256. It also PEEKs into V1+3. Then it adds those together to give us the address where A\$ actually begins and it calls that address V2. The loop which starts in line 40 begins with L being equal to the address of the first character in A\$. L will increase 46 times for a total of 47 values, the number of characters in our "dummy" string. Line 50 gets the values in the DATA statement (line 1000) one at a time calls them B\$. Line 60 gets the decimal value of B\$ and sets it equal to A. Line 70 POKES the value of the current A into whatever memory location L happens to be equal to this time through the loop. Line 80 starts the loop over again with the next value of L. After the loop, A\$ no longer contains a series of "/". It now contains all the values that the loop POKEd into the memory locations where A\$ is stored. Line 85 is somewhat hard to



Q SOFT PRESENTS

- 3D TIC-TAC-TOE •

NEW!! Over 150 possible ways to win. A real challenge. Just when you think you won, coco beats you to it. A first for the coco.

Cassette: 32K E.C.B. \$14.95
Disc: 32K E.C.B. \$19.95
- TIC-TAC-TOE •

If you thought Tic-Tac-Toe is an easy game, try matching your wits against this version. Play it with or without joysticks. A special "SMALL FRY" level of difficulty is provided.

Cassette: 16K C.B. \$10.95
- JUMPS •

Q-SOFT's challenging version of a very old European solitaire game. An ADDICTIVE board game in HI-RES graphics. Reviewed in Jan. 1983 issue of the "RAINBOW" on page 164.

Cassette: 16K E.C.B. \$10.95
Cassette: 4K C.B. \$ 8.95
- THE SPIDER •


By: CHROMATIC SOFTWARE". All machine language. Annihilate the spider before he destroys you. Arcade action. Joysticks needed. Reviewed in Jan. 1983 issue of the "RAINBOW" on page 160.

Cassette: 16K \$19.95
- ONE CHECK •

48 "CHECKERS" are placed on the two outside rows of a standard checkerboard. Remove as many "checkers" as possible, jumping diagonally. Play with or without joysticks. HI-RES graphics.

Cassette: 16K E.C.B. \$10.95

Q-SOFT
1006 ROBINHOOD DRIVE • PAINESVILLE, OHIO 44077
C.O.D. orders add \$3.00 Call 216-352-2675



Superior Graphic Software Products

HOME OF MOTION PICTURE PROGRAMMING

NATIONALLY ACCLAIMED PROGRAMS FOR THE

TRS-80[®] COLOR COMPUTER[®]



TALKING GRAPHIC DEMONSTRATION

When someone sees your CoCo and asks "Just what does this thing do?" then load TALKING GRAPHIC DEMO and let your computer do its own show and tell, complete with musical background and a running commentary. As quoted in THE RAINBOW, "This is, frankly, better than anything the people who sell the machines have."

Extended color basic. Tape only \$24.95

THE DISK DOCTOR

DISK DOCTOR.....That disk with the vital information you forgot to back up just crashed! Don't PANIC. Take 2 aspirin, count to 10, and put in an emergency call for THE DISK DOCTOR. This program will salvage machine language, BASIC, data, ASCII, even MPP pictures. Completely menu driven for easy use. As 80 MICRO REVIEWER states "I feel safer when creating important files and programs having the DOCTOR 'on call!'"
DOS only \$49.95

MPP-TUTORIAL

MPP-TUTORIAL....The programming tool of the professionals. You may not be a great artist, but you too can produce stunning, high resolution graphics. Detailed step by step instructions to create near studio quality animation. Quote CHROMASETTE, "...if you want to see and use the full graphic potential for your CoCo, this program is required!"

Extended color basic - specify tape or disk \$34.95

EL CASINO

EL CASINO....Three startling, action-packed high resolution graphic games, ideal for den and rumpus room parties. Games are programed with MPP graphics, and each is over 14k long.

DICE GAME..

..This is the only craps game on the market that allows 4 players to make any or all of 12 field bets before every roll. The graphic banker automatically tracks and displays bets as they are made. True Casino action on your CoCo.

BLACK JACK..

..The famous card counter not only shows the cards remaining in the deck, but computes the odds on hitting your hand with the cards remaining. Las Vegas rules apply. All this with MPP graphics and super sound effects.

SLOT MACHINE..

..Looks and sounds like a Casino machine. The arm drops, the windows roll, and the pay off (if any) hits the tray with a nice "clunk". Adjustable odds...make it easy on yourself if you like.

Extended color basic. Specify tape or disk \$34.95



POSTAGE PAID
P.O. BOX 451 CANTON, NC 28716.
For Fast Service Call 704/648-6015



*TRS-80 Trademark Tandy Corp.

UTILITIES FOR EXTENDED BASIC

#UK2 COLOR KRUNCHER — \$12.95

- Reduces Memory Requirements of Any Ext. BASIC Program—Speeds Program Execution Time
- Type In A Program From A Magazine, As Is, Debug It, Then Let KRUNCHER Make It Shorter
- Includes LN.XREF and REM.REMV (#UR2)
- Includes "EXTENDED BASIC FASTER" (#F1)

#F1 "EXTENDED BASIC FASTER" — \$3.95

- The First Published Proven List of Methods YOU Can Incorporate Into All Your Own Ext. BASIC Programs For Maximum Speed Efficiency
- For Novice or Experienced Programmer
- For Graphics or Non-Graphics Programs

#UV4 VARIABLE CROSS REFERENCE — \$6.95

- Locates All Variables And "Where Used" Line #'s In Your Ext. BASIC Program
- Optional Variable Only List (No Line #'s)
- Automatic Sort—Optional Printer Output

#UF2 LLIST FORMATTER — \$9.95

- User-selectable Margins, Page Lengths, Top-of-Form, Font Size, Line Length And More
- Title And Date Your Important Listings
- Start And Stop Listings At Any Line #
- Optional Space Between Lines—Highlights Line Numbers—Opt. Single-Sheet Pause—For Most Recent Printers (can be user modified)

#UR2 LINE CROSS REFERENCE — \$7.95

- Provides A Sorted Listing Of All Referenced Line Numbers—Optional Printer Output
- Includes Optional REM.REMV—Removes All Unreferenced REM's And Comments And Line #'s
- Removes Comments From Referenced REM's

#UD2 DISK DIRECTORY WITH BYTES — \$7.95

- Gives Same Info As DIR, PLUS Individual File Bytes, PLUS Free And Used Total Files, Grans, And Bytes, PLUS Optional Disk Name, PLUS To Screen Or Printer
- One Screen At A Time (No More Frantic SFT/@)
- Includes Separate DISK NAME Program

#US3 COPY/SEARCH/REPLACE/DELETE — \$7.95

- Same As Disk COPY, But To-and-From Disk and Tape Or Tape and Tape
- For ASCII Textfiles Or Programs
- Search OR Search & Replace (optional) OR Search & Delete (optional)
- Excellent For Changing Long Variable Names
- Great For Changing Spelling Or Capitalization

#UT2 TEXT COUNT — \$6.95

- Counts Lines, Sentences, Words, Total Characters Of An ASCII Ext. BASIC Textfile

#UB2 BYTE/LINE COUNT — \$5.95

- Automatic, Accurate Byte & Line Count Of Any Ext. BASIC Program

ALL PGMS (EXCEPT #UD2) FOR EXT. BASIC TAPE/DISK
BUY 3 OR MORE ON THE SAME ORDER & TAKE 10% OFF

(Post Paid in U.S. & Canada) (PA Residents Add 6%)

Send Check Or Money Order To:

MICROLOGIC

Box 193, First Avenue
East Brady, PA 16028
(412) 526-5781

explain, especially if you are not to the point of being able to understand the assembly language listing. To put it simply, the location where the *TABLE* is will change depending on where the computer stores *A\$*. Since the machine language program needs to know where that table is, line 85 figures that out and *POKEs* the new values for the address of *table* into the string at the right location. If that was too confusing, don't worry about it. Line 90 *CLEARs* the screen to black. Line 100 tells the computer where to find the machine language program. Line 110 tells the computer to run the machine language program. Finally line 120 is just to keep the computer from writing OK with a green stripe at the top of the screen. To get out of the endless loop in line 120, press the break key.

There's one more line you say? Yes, line 1000 contains the *DATA* for one M.L. program. I got those numbers from the third column of the source listing. You will notice that they are hexadecimal. I did the assembly language program on my assembler first so I wouldn't have to look up all the hex numbers for the commands, but you could just look them up in a good book on 6809 assembly language.

List the program. WHOA! What happened to *A\$*? Those aren't the "/"'s that were there before. Each command in BASIC has a numerical equivalent. When you poked numbers into the memory locations where *A\$* was stored, the computer looked at them as BASIC commands. However, it will not treat them as such when the program is *EXECuted*. **SAVE THE PROGRAM!**

Run the program. You should, after a short pause, see a black screen with an orange square near the center. The pause was the program poking the M.L. values into memory. If you don't get the orange square and/or your computer "hangs up," you will need to turn it off and then reload the program to find the mistake. If the program runs as it should, then press *BREAK* and *DELe*te the following lines: 40,50,60,70,80,1000. Now that *A\$* is your machine language program, you no longer need the lines that *POKEd* the hex values into *A\$*. Run the program and you should *immediately* see the black screen with the orange square (no waiting this time). That is the real beauty of this method. Now you can save this final version. You only saved the original in case of errors. This final version will run correctly everytime you load it. Another plus is that it now takes up probably half of the memory space that it did before. Also, the machine language program will run perfectly everytime no matter where the computer stores *A\$*.

There are a few points of caution I should mention. Your M.L. subroutine cannot contain the values 0 or 34 (\$22). A 0 value will confuse the computer into thinking it has reached the end of your string and it will not save *A\$* properly. A value of 34 (\$22) will essentially do the same thing because that is the value for quotation marks. Many times there are ways to get around these problems, but sometimes you will just have to resort to the old method of reserving space at the top of RAM and putting your subroutine there. Another important point to remember is to save your first version of your BASIC program *before* you *RUN* it. This way, if your M.L. program has an error which causes everything to crash, you haven't lost your original.

I hope many of you will find this information useful. Even if you're not at the stage of writing machine language code (as I wasn't when I first learned about *VARPTR*) it would be time well spent for you to experiment with what you have learned here. This method can also be used for "packing" a string with graphics characters for quick animation.


"WANNA FIND OUT WHAT FUN REALLY IS?"

THE KIND OF EXCITEMENT YOU GET OUT OF YOUR SYSTEM DEPENDS ON
WHAT GAMES YOU PUT INTO IT.


If You Want to Find Out What it's Like to Use your Computer to its Fullest....Then These are the Games
You'll Need! FOR YOUR TRS-80 COLOR COMPUTER

Dunkey Monkey

32K EXTENDED BASIC NOT REQUIRED



ON THIS SCREEN:
Pop the Rivets and Fight Fires



ON THIS SCREEN:
Jump Barrels and Ride the Elevator

We're sure you already know the rules to this game! As game progresses so does the difficulty level.

Cassette \$24.95
Diskette..... \$29.95

ULTRA-FAST MACHINE LANGUAGE ■ HIGH RESOLUTION GRAPHICS ■ SPECTACULAR SOUND EFFECTS

STARFIRE

16K EXTENDED BASIC NOT REQUIRED



Plays like popular arcade game
Defender™ including:

- Hyperspace
- Smart Bombs
- Radar Scanner

Cassette \$21.95
Diskette..... \$26.95



Give your Color Computer
a New Image!



SCREEN - 64

64 Characters X 32 Lines
Upper & Lower Case

16K EXTENDED BASIC NOT REQUIRED



1. Load in SCREEN-64
2. Type EXEC
3. You're Back in BASIC with a 64 x 32 Screen plus....

FEATURES:

- Slow/Fast Scroll Selectable
- Window Capabilities
- Text & Graphic on same screen
- Superscript/Subscript
- Reverse Screen/Reverse Video
- No Hardware Modification Needed

Cassette \$19.95
Diskette..... \$24.95

Intellectronics Ltd


22 Churchill Lane
Smithtown, N.Y. 11787
(516) 543-6642

DEALER INQUIRIES INVITED

We pay all shipping. All orders shipped in
24 hours. N.Y. residents please add sales
tax. Canadian orders please send M.O. in
U.S. funds only.

3-D Graph Plotting of Multiple Variables

By Bob Delbourgo



When a quantity Z depends on a single variable X, it is convenient to plot a two-dimensional graph of Z against X and get a picture of their relationship—your Color Computer and video screen are marvelous aids in this respect. But when Z depends on two variables, say X and Y, the graphical plot ought more properly to be three-dimensional, whereas you are stuck with a flat video screen. In spite of this limitation, it is possible to get a 'perspective' view of the dependence by slanting the Y axis on the screen relative to the X axis and then plotting Z upwards from the so-determined X,Y coordinate. This is how scientific data are often presented in journals and books.

The program below shows you how to accomplish this on your computer. I have arbitrarily chosen X and Y to run from -10 to +10 and have constrained Z to run from 0 to 100; but you can easily adapt the program to other ranges of values.

The spacing between contours has been taken as two (lines 12 and 13) and the resulting pattern forms a "net;" again you can vary this spacing yourselves to make finer or coarser meshes. It is also possible to shade in the elevated and distorted grid to form a checkerboard 'quilt'; but this program takes a lot longer to run (if you want a good picture at least) because the contours must be drawn at fine intervals, from the back towards the front. I have chosen PMODE1 as a compromise between resolution and patience but, even so, quilts take a long time to map out. However, the results are very pleasing and, I think, well worth the wait. By using further graphics pages and flipping through them you can modify the program and make the quilts change shape. Also you can overlay quilts with others; but be careful to move from the bottom upwards when superimposing.

The dependence of Z on X and Y appears in Line 30, and it gives a 'folded napkin' picture. As a suggestion, try changing the dependence to the following cases to arrive at other interesting shapes.

```
Z = 100*EXP(-(ABS(X*X-Y*Y)/100))
    'diagonally folded napkin
Z = 100*EXP(-(ABS(X)+ABS(Y))/5)
    'spike
Z = 50*(1 + COS(X/3)*COS(Y/3))
    'two-dimensional wave
Z = (X*X + Y*Y - 100)*(X*X + Y*Y - 100)/120
    'hat
Z = 100*EXP(-(X*X + Y*Y)/50)
    'bell
Z = (100 - X*X + Y*Y)/2
    'saddle
Z = 8*SQR(200 - X*X - Y*Y)
    'inverted sphere
Z = 140 - 10*SQR(X*X + Y*Y)
    'cone
Z = (X*X + Y*Y)/2 - 20
    'paraboloid
Z = 5*(20 - ABS(X+Y) - ABS(X-Y))
    'pyramid
```

Naturally you will have your own ideas about possible dependences: test these out quickly on the net before proceeding to the quilt.

13.....0287
END... 043E

The listing:

```
1 DIMA(23):CLS:DATA100,69,38,7,
8,9,42,75,108,141,174,175,176,14
```

```

5,114,83,52,21,22,23,56,89,122
2 FORI=1TO23:READA(I):POKEA(I)+1
  024,128:POKEA(I)+1248,128:NEXTI:
PRINT@196,"contour nets and quil
ts";
3 PRINT@427,"r. delbourgo";:PRIN
T@456,"15,willowdene av.":PRINT
@481,"hobart,tasmania, australia
7005";
4 SOUND218,1:SOUND227,1:SOUND232
,1:SOUND239,1:SOUND232,1:SOUND22
7,1:SOUND218,1:FORT=1TO1000:NEXT
5 CLS0:PRINT@229,"NETS(N) OR QUI
LTS(Q) ?":PRINT@352,"PRESS R TO
RETURN TO MENU AT END";
6 I$=INKEY$:IFI$=""THEN6
7 IFI$="N"THEN10
8 IFI$="Q"THEN20
9 GOTO6
10 C=0:POKE65495,0:PMODE4,1:PCLS
:SCREEN1,0
11 FORJ=0TO200STEP20:FORK=0TO50S
TEPS:PSET(J+K+6,2*K+92,1):NEXTK,
J
12 FORX=-10TO10STEP2:FORY=-10TO1
0STEP.1:GOSUB30:GOSUB40:NEXTY,X
13 FORY=-10TO10STEP2:FORX=-10TO1

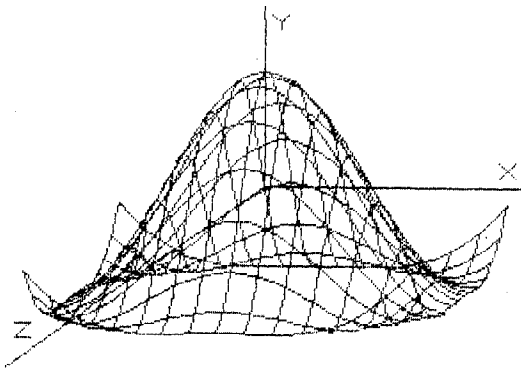
```

```

0STEP.1:GOSUB30:GOSUB40:NEXTX,Y:
POKE65494,0
14 IFINKEY$="R"THENS
15 GOTO14
20 POKE65495,0:PMODE1,1:PCLS1:SC
REEN1,1:COLOR8,5
21 FORI=6TO206STEP20:LINE(I,92)-
(I+50,192),PSET:NEXTI
22 FORI=92TO192STEP10:LINE(I/2-4
0,I)-(I/2+160,I),PSET:NEXTI
23 FORY=-10TO10STEP.1:FORX=-10TO
10STEP.1
24 GOSUB30:GOSUB35:GOSUB40:NEXTX
,Y:POKE65494,0
25 SCREEN1,0:FORT=1TO500:NEXTT
26 IFINKEY$="R"THENS
27 SCREEN1,1:FORT=1TO500:NEXTT:G
OTO25
30 Z=70*EXP(-ABS(X*Y)/40)
31 RETURN
35 C=INT(X/2)-2*INT(X/4)+5+INT(Y
/2)-2*INT(Y/4):IFC=7THENC=5
36 RETURN
40 A=131+10*X+2.5*Y:B=142+5*Y
41 IFB<Z THENB=Z
42 IFB>Z+192THENB=Z+192
43 PSET(A,B-Z,C+1):RETURN

```

YOUR COLOR COMPUTER JUST EARNED A MATH DEGREE!



MATHMENU

Developed by an engineer, *Mathmenu* is a powerful menu-driven system to turn your Color Computer into an intelligent, flexible tool for mathematics and engineering. *Mathmenu* takes the tedium out of math, leaving your full brain power to attack the "meat" of your problems. By rapidly manipulating matrices and vectors, performing integration and differentiation, solving quadratic equations, plotting user defined functions and much more, *Mathmenu* can help simplify the most complex problems. Whether you are a student or a professional, if you use math, you need *Mathmenu*.

FEATURING:

- 3D SURFACE PLOTTING — Plots a user defined equation on an X,Y,Z coordinate system in the High-Res graphics mode. Planes, surfaces of revolution, statistical surfaces, etc. can be easily plotted. Surfaces may be saved to disk or tape. We believe this is the only program of its kind commercially available for the Color Computer.

PLUS:

- Complete MATRIX Operations (up to 8 x 8)
- Complete VECTOR Operations
- Numerical Differentiation
- Numerical Integration
- Least Squares Curve Fitting
- Binomial Expansion
- Prime Number Verification
- Main Menu with Single-key Selection and Return (Disk Only)
- 2D Function Plotting
- Rectangular to Polar Conversions
- Base Conversions
- Large Number Addition and Multiplication
- Reverse Polish Logic Calculator with Hexadecimal
- Quadratic Equation Roots

Complete documentation of all functions is included.

For 32K Disk \$49.95
 For 16K Cassette \$44.95 *Plotting Requires Extended BASIC*
 Documentation only \$5.00 (refundable with purchase)

Or write for free brochure.



Inter  Action

113 Ward Street • Dept. R • New Haven, CT 06519 • (203) 562-5748

AUTOTERM Won't Make Coffee, But Causes Quite A Stir

By Randolph W. Graham

You see, in a review, you need to say something negative about the product. You have to show that you took a cold, hard look at it. And so, I will put it right up front. *AUTOTERM* will not make coffee! What it will do is everything you have ever wished a terminal program would do—and many things you never dreamed of.

The Big Picture

The wave of the present in personal computing is networking, being connected to a giant computer by telephone lines. We no longer buy programs on media by mail, nor do we type them in laboriously from magazine listings; we download them from CompuServe or the Rainbow Connection. We are not limited to talking to fellow CoConuts at the local club; we exchange messages on bulletin boards all over the country. No more trips to the library for scholarly research; we seek information from the databases of Dialog, BRS, Dow Jones, etc.

To join the *Network Generation*, you need an account number and password (for the commercial services), a telephone to which you attach a modem (a device to translate the computers' bit streams into frequencies which can reliably travel over telephone lines) and a personal computer. CoCo owners plug the modem cable into the serial I/O port. You need one more thing: a program to convert your computer into a "smart" terminal which can communicate with the big computer (called the "host"). Enter *AUTOTERM*.

AUTOTERM, produced and marketed by Phil Zwart, PXE Computing, joins a number of terminal programs now on the market. Compared to the three others with which I am familiar, *AUTOTERM* is the Best of Class. Let me tell you why.

Getting Started

AUTOTERM comes on a cassette with manual. Spend a lot of time studying the manual. The author gives a thorough and painstaking tutorial on the use of the program. This is one time you cannot read the instructions last; you will miss too much. When ready, *CLOADM* and *EXEC*. You will be given a main menu to choose three modes: text editing, terminal and keystroke multipliers. *BREAK* will always get you back to the main menu, as will *RESET*. Surprise, you do not lose text in memory when you hit *RESET*.

Choose #1. In rapid order, type SHIFT-CLEAR to get to commands, U for user options and BEP. The cursor will flash by this option. Type N and ENTER. That stops the beep tone which has been driving you crazy every time you touched a key. I did not give this feature a full test, but my intuition is that my sanity would last about a minute and a half with those beeps. You may want to go through the same routine with the "BOP" option which gives you a "Boo" when you do something wrong. Of course, you can always turn down the volume.

While in the text mode, play around. You will find that entering text is fairly normal. You can backspace to correct, *ENTER* only to start a new paragraph, etc. A neat feature is that the arrow keys repeat. If you hold one down, the cursor will skip along very rapidly. Scrolling up and down is a breeze with this feature. When you are through exploring, delete what you have by going to the command mode SHIFT-CLEAR and type D. Prompts at the top will guide you to delete the whole mess and clear your memory. Back to main menu for the next mode.

Going Online

Assuming that you have a CompuServe password and a modem, select the terminal mode and then call up and log on in the usual way. If you are used to using a terminal program, you will not have trouble with *AUTOTERM*. While online, read something you want to save. *Do not download it—it is not necessary with AUTOTERM. Logoff* in the usual way.

Now the fun begins. Use your arrows to scroll up and down. All the text is still in memory. Switch to edit mode. It is still there. Clean it up. Delete all the conversation and prompts between you and the computer. Save only the text you want to print or save to tape. Have a BASIC program? Save it—and only it—to tape. No extra text to give you a DS ERROR when you try to *CLOAD* it later. Go to the command mode and type S. You will be prompted how to save it. The manual tells you how to insert control codes to save BASIC, binary, ASCII, machine language and picture files.

Want to print out hard copy? *AUTOTERM* gives you a

NEW ADVANCED MATH PROGRAMS for ENGINEERS • PHYSICISTS • STUDENTS

FUNCTION GRAPHING MODULE 16K EXT-\$19.95


- * HIGH RESOLUTION GRAPHS
- * GRAPH ANY FUNCTION — 4 AT ONCE
- * PARAMETERS EASY TO CHANGE
- * AUTO-SCALING OPTIMIZES GRAPH SIZE
- * FIND AND COMPUTE FUNCTION VALUES & ZEROS
- * INTERSECTION OF FUNCTIONS
- * COMPLETE MANUAL — PROGRAM ON TAPE

CALCULUS MATH MODULE 32K EXT-\$34.95

- * STARTS WITH THE GRAPHING MODULE
- * LOAD UP 9 FUNCTIONS AT ONCE
- * FIND AND COMPUTE MAXIMA & MINIMA
- * NUMERIC INTEGRATION & DIFFERENTIATION
- * COMPOSITE AREAS
- * HANDLES PIECEWISE CONTINUOUS FUNCTIONS
- * HARD COPIES OF DATA AND/OR GRAPH
- * COMPLETE MANUAL — PROGRAM ON TAPE

CALCSOFT
P.O. BOX 401
ST. ANN, MO 63074

CHECK OR MONEY ORDER — \$1.00 for shipping



PRICKLY-PEAR SOFTWARE

QUALITY PROGRAMS FOR YOUR COCO & TDP-100
PROGRAMS REQUIRE 16K EXTENDED BASIC FOR TAPE, AND 32K DISK UNLESS OTHERWISE NOTED.


Shaft

It took a long time, but we finally found a 100% machine language arcade game that met our standards. It had to be good, with outstanding graphics and animation. It had to be tough at high levels of play, to challenge an expert, but still have an easier level of play for the beginner or younger child. Maybe hardest of all, we didn't want another copy of some arcade game!!

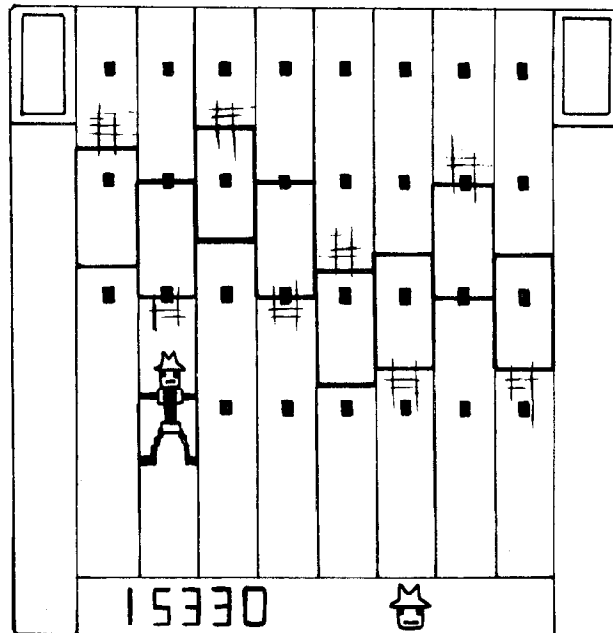
If you are tired of your friends telling you that the Pac-Mac running on their whatever brand video game or computer is better/more like the arcade than your Color Computer version, here's your chance. Show them **SHAFT**. It's new and **ORIGINAL**, and nobody has anything like it on **ANY** other computer (or in the arcades, either).

It starts with one of the most impressive title screens we've ever seen. Yes, there's full animation and sound even on the title screen!!! Then you select your level of play (on a second hi-resolution title screen) and get down to fun.

The animation is smooth and fast (it gets faster as you go along), the sound effects are great, and your man is very detailed. The whole game is done in hi-resolution, multi-color graphics, and while the game looks easy enough, it is very definitely not. In fact, we will send a gift certificate for the purchase price to the first 5 people who send us a picture of the screen showing a score over 50,000, and we will publish their names in a future ad hall of fame section!!! You have to be fast with the joystick and play several moves ahead at the same time if you expect to do well. Are you up to the challenge? **16K — \$24.95 TAPE — \$29.95 DISK**



The drawing to the right is a representation of the screen during play. The eight elevators in the center shafts move up and down in one of several random patterns. Your man starts out at the bottom left. You must maneuver him across the screen to the other side while avoiding the crushing elevators. When you reach the other side the elevator in the top right corner will come down and pick you up. It takes you up one floor, where you must repeat the process going the other way. If you make it all the way across the top floor you get a new, faster screen. The on screen scoring is across the bottom, (15,330 would be a new record for us) and next to it is a row of heads indicating how many men you have left. You start with four men, but they may not last long.



Your Personal check is welcome - no delay. Include \$1.50 shipping for each program ordered. (Shipping free on \$50.00 or larger orders). Az. residents add 6% sales tax. Orders shipped within two days.

Stocked by Quality Dealers, or
Send Order To: **PRICKLY-PEAR SOFTWARE**
9822 E. Stella Road
Tucson, Arizona 85730
(602) 886-1505

full range of adjustments to format your page. A common problem with terminal programs is that you cannot have your printer hooked up because your modem is plugged into the I/O port. I do not think it is safe to plug and unplug peripherals while the computer is on. And so, you have to save to tape, turn off, unplug, plug, turn on, reload, print out. I have a DSL switcher to reduce plugging and unplugging and it is a fine accessory here.

A really great feature of *AUTOTERM* is its ability to print a whole line. Ever printed out a text file from CompuServe? Know how it prints 32-character lines because of built-in carriage returns? One of *AUTOTERM*'s options is to ignore these extra CR's so that you print out whole lines with automatic wordwrap (words are not split at the end of a line).

Before leaving the terminal mode, let's explore one other great feature. Want to call up a bulletin board and leave a message? Type it out in advance in the text mode and mark it as a block, as taught in the manual. Now, call up and *logon*. Upload your prepared message by typing a single digit! But, on to greater things.

With Whipped Cream

Time for that third mystery mode. With it, you can predefine a string of characters which is called by typing a single digit. Back to CompuServe for an example: you can predefine a key for your account number, another for your password and a third to type "Go PCS-126" if you want to go straight to the Color SIG. Dial up, type SHIFT-CLEAR 1, (S-C) 2, (S-C) 3 at the proper times and you are in the SIG. You can even add things like *ENTER* at the end of each command. You almost have to see this feature to believe it. Believe it, for greater things are yet to be.

COLOR COMPUTER SOFTWARE

Adventure games

- THE ALCHEMIST'S LABORATORY - \$14.95

mix the ingredients that will
turn lead into gold.

- LOKAR'S MAGIC STAFF - \$14.95

can you unlock the deadly secrets of LOKAR'S magic staff?

- MEGAMAZE - \$14.95

a wild, five dimensional space maze adventure.

- SQUEEZE - \$14.95

arcade style game where aliens close in from both sides at once.

- GRAPHIC SCREEN EDITOR - \$16.95

create pictures on the screen using joysticks or arrow keys—save on tape, erase, paint, and many other features.

- COLOR SHOW DISPLAYS - \$8.95

five graphics programs that create endless changing patterns.

all programs 16-K extended basic cassette only.

Send for free catalogue. We accept checks, money orders, Visa and Mastercharge. (no C.O.D.'s) Please add \$1.00 for shipping. Send to:

REAL SOFTWARE CO.

P.O. BOX 401 ● HOPEDALE, MA 01747

(617) 393-6281

CIS orders EMAIL to 71505,430

Mass. residents add 5% sales tax

Dealer inquiries welcomed

And A Cherry On Top

The Keystroke Multiplier mode allows what the author calls "Computer Dialogues." This means that if you know your *logon* procedure involves certain queries by the host computer and responses by you, you can preprogram this "dialogue." As each query is received, your terminal recognizes it and automatically makes the proper response and you are online in minimum time. Flexibility is possible through "Wild Card" options.

Information specialists—those of you who play in the big leagues with Dialog, BRS, NYT and so forth—will perk up your ears when I say "search strategy." CompuServe's \$5 per hour is like a trip to the movies. But when you are paying up to \$120 per hour for connect time (figured to the nearest hundredth of a minute), minimizing online time is a survival technique. Well, *AUTOTERM* is what you have been looking for. You can set your *logon* protocols as described and you can preload your search strategy in the text mode. Get on, run the search and get off as soon as possible. Then, go back and clean up your text, format it for printing and print out just what you want to give your customer. It is the fastest database searching I have seen on a home computer.

Nobody's Perfect

Every program has its limitations, and *AUTOTERM* has a few. It is a long program—12K bytes. When I load it into my 32K machine, the memory indicator shows that I have about 18.5K available memory.

It is awkward to insert text. You must insert spaces, then go back and fill them in, and finally wipe out any extras. Pretty tedious for someone like me who has to do a lot of revising. I wish it was as easy to insert as it is to delete.

The documentation is a little thin. The manuals you get for the information service will talk about control characters and parameters that must be used. These are not given in a convenient way in *AUTOTERM*'s manual. You just have to experiment.

A strange feature is that I experienced keyboard bounce for the first time. Shades of old Model I. Perhaps this could be fine-tuned out with a little fiddling with the options.

Summary

I tried every feature of *AUTOTERM* except its ability to work with an automatic-answering modem to achieve what sounds like really automatic computing. The day seems to be drawing near when they won't need us anymore after we push the button.

Everything works. I did not get perfect results on every try, but I think that was due to unfamiliarity with the program's full power. There is a lot of adjusting and tinkering possible to get just the right configuration. Once done, you can save your customized pattern of options to tape for regular reuse. Unfortunately, *Rainbow* only gives you a few days to do a review and fiddling time is limited. But in the few days I used it, I found that I was getting familiar with the actions I most often used.

I would not hesitate to recommend *AUTOTERM* to a friend. If you are thinking about getting into networking, this will be a good investment. The manual will lead you by the hand into effective utilization and you can grow into its exotic features. You will never outgrow it. Experienced networkers will find here the help and the capabilities they have wanted for years.

(PXE Computing, 11 Vicksburg Lane, Richardson, TX 75080, \$39.95)

The PROFESSIONAL Keyboard

A direct plug-in replacement for your Color Computer.

- *Simple Installation
(No glueing or cutting)
- *Redefinable Keys
(Free Software Included)
- *No Extra Charge for TDP/F Model

\$ 89.95

"A Model 1 keyboard in a Color Computer case. This product is a real gem."
Rainbow Review, March 1983
*All TDP/F orders please specify



"The Spectrum Switcher is a fantastic device"
RAINBOW review, April, 1983, Page 207

SPECTRUM SWITCHER



\$ 99.95



Have your Disk and Cartridge too!
Transforms a Color Computer into a dual slot system. Comes with extender cable.

SPECTRUM PROJECTS

93-15 86th DRIVE WOODHAVEN, NY 11421
212-441-2807


all orders plus \$2 S/H, N.Y. residents add sales tax

COLOR CABLES +

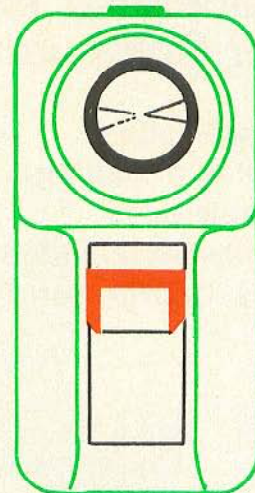
from SPECTRUM PROJECTS




The must CoCo book for 1983. Contains a myriad of peeks and pokes, ROM and RAM upgrades, machine language backups, printer potpourri and more! Make your computer do things it never did before.\$14.95



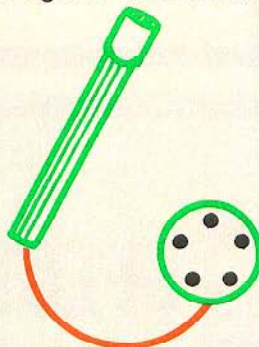
COCO COOLER—Internal cooling system. Prevent heat buildup inside your Color Computer. "CoCo Cooler keeps things cool."—Rainbow Review, Dec., 1982, Page 39\$49.95



THE SPECTRUM PADDLE—Enjoy quicker response and higher game scores. Great for games with side-to-side action like Astro Blast, Space Invaders, Shooting Gallery and Clowns and Balloons. Includes "softtouch" fire button. "You have better control of the right to left movement than with any joystick we have seen so far"—Rainbow Review, Jan., 1983, Page 134.\$19.95



DISK INTERFACE/ROM PACK EXTENDER — 3 FEET. Move your disks and ROM packs where you want them. Gold plated contacts eliminate corrosion. \$29.95



LIGHT PEN—Plugs right in to your joystick port and reads the colors off your screen. Includes four demo programs and is completely compatible with Computer Island's Fun-Pak software.\$19.95



FOUR-PIN MALE TO FOUR PIN FEMALE—15 FEET. Move your printer or modem to another location—easier use...\$14.95

MORE CABLES . . .

- Coaxial RF Adapter Cable and 8 Ft. RG59/u Coaxial Cable _____ \$9.95*
- Cassette Recorder Extension _____ \$14.95
- SAM Saver (LED On/Off Indicator) \$14.95
- Joystick Cable Extension _____ \$14.95
- Disk Drive Extender _____ \$14.95
- Serial Cable (specify printer) _____ \$17.95
- Joystick "Y" Adapter _____ \$19.95
- Two Drive Cable _____ \$29.95
- Parallel Printer Cable _____ \$34.95
- Four Drive Cable _____ \$39.95
- Customized Cables _____ CALL

*Replaces gray audio cable to help reduce TV interference. Direct 75 ohm hookup.

Add \$3 for Shipping and Handling



SPECTRUM PROJECTS

93-15 88th DRIVE (212) 441-2807 (VOICE)
WOODHAVEN, N.Y. 11421 (212) 441-3756 (DATA)

COLOR COMPUTER EDITOR ASSEMBLER AND DEBUGGER

"CCEAD is a high quality program and excellent value. CCEAD is a tool that no assembly language programmer can afford to be without."—RAINBOW Review, February, 1983 * \$6.95

THE STRIPPER

Deletes REMarks, packs lines and removes blanks. "How much Memory can you save? About 25% average."—RAINBOW Review, February, 1983 \$7.95

*Order both and save a buck!

Call the Rainbow Connection At (212) 441-3755 & (212) 441-3766 for Rainbow Programs & Reviews

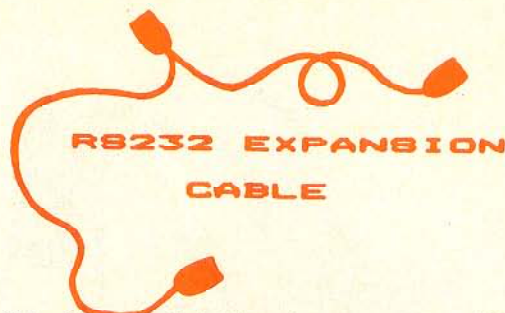
DEALER/CLUB INQUIRIES WELCOME

New York State Residents add appropriate taxes



Tired of plugging and unplugging devices from the RS232 port of your Color Computer? Make your life easier. Buy our RS232 expansion cable and connect two devices at the same time. Just right for printers, modems, etc. Anything that plugs into the Color Computer will plug into this high quality cable.

RS232 Cable \$20.00
RS 232 Switcher \$34.95
*3 Position



RS232 EXPANSION CABLE

COLORCOM/E BONUS! Order COLORCOM/E and get the RS232 cable for only \$15.00. Save \$5.00

32K RAM Button \$2.99
Nanos System Reference Card \$3.99

SPECTRUM PUTS THE SLAM ON RAM

16K Chips \$9.95/set
64K Chips \$49.95/set
Basic ROM 1.1 \$36.00
EPROM PROGRAMMER (2716 & 68764) \$99.95
6883 (SAM) Chip with heat sink \$29.95
6809E \$29.95
CoCo First Aid Kit (Be Prepared)
(2 6821's, 6809E, & 6883) \$69.95

Color Computer Tech Manual \$7.95
Epson Printer Interface (Serial I/O Port) 49.95
Lowercase Kit **ONLY** \$69.95
The Spectrum Sketchpad (Panostyk) \$79.95
Extended Basic ROM \$84.00
The Spectrum Control Center \$99.95 *
CoCo CooCoo (24 Hour Clock) \$99.95
Color-80 BBS Package (Silicon Rainbow) \$115.00**
RS Disk Interface—(Spectrum Special) \$139.95

*Includes Printer/Modem Switch, Cassett Motor, On-Off Switch, Power LED Indicator, Panel Meter, and all CoCo's rearjacks in a slope front cabinet!

**Requires 64K, 2 Drives & Hayes Modem



COLORCOM / E

SMART TERMINAL PACKAGE

WE DIDN'T WAIT for the competition to catch up with us! We've added even MORE features to COLORCOM/E, our superb Smart Terminal program for the Color Computer. Compare before you buy. NOBODY offers you more!

- ★ Complete Upload and Download Support
- ★ Online Cassette/Disk Reads and Writes
- ★ 110, 300, 600, or 1200 Baud
- ★ Full or Half Duplex
- ★ Preenter Data Before Calling (Saves \$\$'s)
- ★ Offline and Online Scrolling
- ★ Automatic Capture of Files
- ★ Send All 127 ASCII Characters From Keyboard
- ★ Word Mode Eliminates split Words
- ★ 7 or 8 Data Bits (Including Graphics Support)
- ★ Efficient Data Storage S-t-r-e-t-c-h-e-s Memory
- ★ ROM Pack or Disk

COLORCOM/E \$49.95

AND, our efficient storage and easy editing of received data makes printing to your printer offline a snap. Select any portion of the received data for printing. No need to print everything.

Add \$3 for Shipping and Handling

64K DISK UTILITY PACKAGE

1. 40K — Tired of seeing 22823?
2. ROMCRACK - Now place your ROMPAC Software on Disk!
3. Software Print Spooler — Tired of waiting for your printer? Output data to a RAM buffer and go back to programming! Now works with LPV!!! (600 Baud or better) Price—\$21.95 40K on Tape—\$9.95



SPECTRUM PROJECTS

93-15 86th DRIVE (212) 441-2807 (VOICE)
WOODHAVEN, N.Y. 11421 (212) 441-3755 (DATA)



TAPE UTILITY by Thomas Oikarinen

A powerful program that permits the user to easily maintain, backup, and catalog both tape and disk programs.

1. TDR—Tape directory
2. COP—Tape to tape copy
3. PTD—List tape directory to printer
4. DIR—Directory of disk
5. PDR—Print disk directory
6. DIT—Copy file from disk to tape
7. TTD—Copy file from tape to disk
8. BAC—**Auto disk to tape backup**!
Cassette or Disk — \$24.95

Call the Rainbow Connection At (212) 441-3755 & (212) 441-3766 for Rainbow Programs & Reviews

DEALER/CLUB INQUIRIES WELCOME
New York State Residents add appropriate taxes



Using *DATA* Lines To Cache Your Creatures

By Bill Nolan
Rainbow Contributing Editor

Those of you who follow the column will recall that last month we were working on a program to store information about monsters. This kind of information is used in virtually all fantasy role playing games, and there are often several hundred monsters to choose from. This can necessitate a lot of looking things up in books.

Also, while it is fairly easy to look up a certain monster by name, it may be more difficult to find all those that fit a certain range of values as regards armor class, hit dice, or alignment. As a result, the same few monsters tend to get used over and over again.

Before I go on, let me give a few definitions for you novices. Armor class is a measure of how hard it is to hit something in a fight. A monster (or person) may have a good armor class because of actual armor (tough skin, scales, plate mail, etc.) which makes weapons and blows bounce off. A good armor class can also be obtained by a monster that is exceptionally fast and agile, and thus too elusive to easily hit. In most games, the lower the armor class number, the better the armor class, and minus numbers may be common.

Hit dice is a measure of how much damage a monster can withstand before being killed, and a larger number of hit dice is better (for the monster). On the average, it will take about one blow with a sword for every hit die a monster has to kill it. Of course, all these blows would have to connect, and not bounce off the armor, or miss.

Alignment refers to the moral stance of the monster or person. Alignment can be good or evil, lawful or chaotic, or a combination such as lawful good. It can also be neutral,

which could be compared to the person who doesn't vote in an election because they don't care who wins.

Now, let's take a look at the program. It stores the following information about each monster:

- type of monster
- armor class
- movement rate
- hit dice
- number of attacks
- damage per attack
- special attacks
- special defenses
- magic resistance
- intelligence
- alignment
- size

This information is stored in *DATA* lines beginning at line 2000. As you can see, I have put in a few monsters, but you will want to add more. There must be twelve *DATA* items for each monster, as listed above, and you can use as many *DATA* lines as your memory will allow. 16K should allow at least 100 or so, and lots more with 32K. Do a *PMODE0:PCLEAR 1* before loading the program. You can use any unused line number between 2000 and 4999 for additional monsters.

In the program itself, line 20 dimensions the two arrays used. If you have more than 50 monsters, you will have to change the 50 following *MA\$* to a higher number. Line 22 reads the *DATA* in line 1900 into an array *CH\$(X)*.

BASIC AID

AT LAST! Help for the BASIC programmer. **BASIC AID** is an indispensable addition to the Color Computer. It will save you valuable time and effort. If you write or modify BASIC programs, you need **BASIC AID**.

You get **43** Common BASIC commands available as single Control Key inputs. Greatly speeds up program entry.

A powerful feature is the ability to **redefine** any or all of the keys to your own specifications **PLUS** you get invaluable features such as a **MERGE** command, **Move Line** command and **Automatic Line Numbering**.

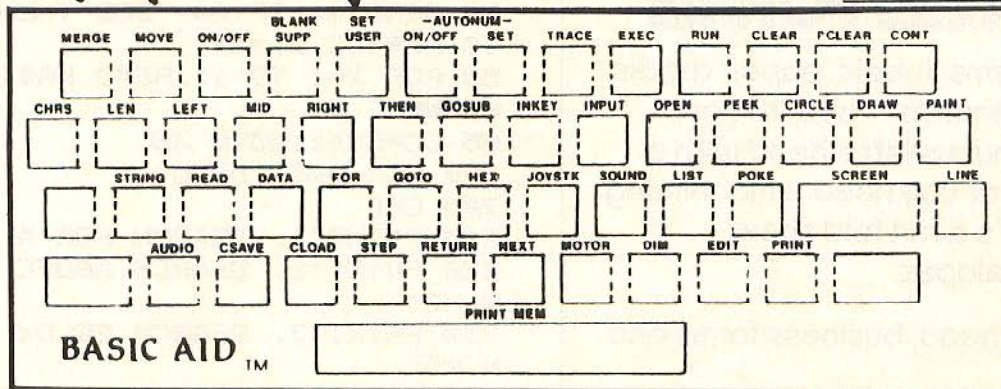
MERGE— Insert programs stored on cassette into your Basic program. You can even assign new line numbers to the program you read in. Great for creating your own tape library.

MOVE— Lets you move and renumber any part of your Basic program. GOTOs and GOSUBs are automatically changed.

Redefine any or all keys! Put in **your** most frequently used commands. Then save them to tape for use another time.



"An **excellent** program and **fine** utility." —
—RAINBOW review, August, 1982, Page 27



All of this in a convenient **ROM** cartridge which is available instantly on power-up. And, it uses almost none of your valuable **memory**. Comes with a convenient, easy to remove, **plastic** keyboard overlay.

Disk Basic Aid \$49.95

- *Full Screen Editing
- *Cross Reference
- *Automatic Line Numbering
- *Automatic Key Repeat
- *2 Key Entry of Basic Keywords
- *User Definable Keys
- *Label Support



SPECTRUM PROJECTS

BASIC AID CARTRIDGE

\$34.95

Add \$3 Shipping and Handling

93-15 86th DRIVE
WOODHAVEN, N.Y. 11421

(212) 441-2807 (VOICE)
(212) 441-3755 (DATA)



CHECK OUT OUR COLOR BBS' AT (212) 441-3755 & 441-3766

Lines 30 through 85 read all of the monster *DATA* into the main array *MA\$*. Because it checks for the *DATA* "EOD" (end of data) before reading in each monster, the program doesn't care how many monsters there are.

Lines 200 through 280 print the menu on the screen and get your choice before branching to the correct search routine. Lines 400 to 410 do a search by name of monster. The name you input must be the same—letter for letter and space for space—as the first *DATA* item about that monster or the monster will not be found. Computers have no sense of humor about spelling.

Lines 600 to 620 search for a monster having more than a certain number of hit dice, and the computer will prompt you for a number to use as a basis for the search. Since the hit dice are stored as a string in the array *MA\$*, line 610 converts the first two characters of the string into a number. This allows the program to handle things like "9 to 11" and "4 + 3." In the first case, the first two characters are 9 and a space, which is converted into the number 9, and the 4 and space in the second case are converted into a 4. However, if the space was left out between the 4 and the "+," then the "+" would be the second character and would result in a value of zero being returned. For this reason, make sure you leave a space after the first number in the hit dice *DATA* element.

Lines 800 to 820 are almost identical to the 600s, except that the program is searching for monsters with hit dice less than the target value rather than greater. The big difference is the symbol between the "Z" and the "T" in 610 and 810.

Lines 1000 and 1010 search for a certain alignment, and the same caution regarding spelling applies here as well as to the name. Lines 1200 to 1220 search for monsters having an armor class equal to or better than the target value you

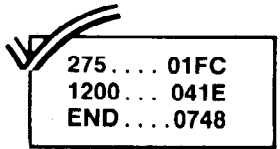
input. Here again, the left two characters are used, so be sure to put a space after all the numbers if there is more than a simple number in your *DATA* statement. (These cautions about a space after hit die and armor class numbers in the *DATA* lines don't apply if the number has two digits.)

The sections at 600, 800, 1000, and 1200 will bring up all of the monsters fitting the selection criteria. They will be displayed one at a time, and you press any key to go to the next one. After the last one, or if none are found which meet the criteria, you will be returned to the menu.

Line 1400 ends the program if you select that choice from the menu, and lines 1450 to 1470 are the subroutine that prints out the information about each monster.

By the way, the programs in this column are for use by people who play fantasy role playing games. They are not games themselves. Every month I get letters from people who typed in the program and then can't get the computer to play the game. So, if you aren't a fantasy gamer, these programs may not be of use to you. However, the gaming industry estimates that between 15 and 20 million people in the U.S. play fantasy games, and a recent survey indicated that 95 percent of those had a personal computer. That explains why computer magazines run articles on using your computer for a fantasy game!

Till next month, remember—this is "Be Kind to Dragons" month. But then, who would be mean to a Dragon?



275... 01FC
1200... 041E
END... 0748

The listing:

```

10 CLS
15 PRINT"READING DATA"
20 DIM MA$(50,11),CH$(11)
22 FOR X=0 TO 11:READ CH$(X):NEX
TX
25 CC=0
30 READ A$:IF A$="EOD"THEN 200
40 MA$(CC,0)=A$
50 FOR X=1 TO 11:READ MA$(CC,X)
80 NEXT X
85 CC=CC+1:GOTO 30
200 REM MAIN MENU
205 CLS
210 PRINT"1. SEARCH FOR A NAME"
220 PRINT"2. SEARCH ABOVE CERTAI
N HD"
230 PRINT"3. SEARCH BELOW CERTAI
N HD"
240 PRINT"4. SEARCH BY ALIGNMENT
"
250 PRINT"5. SEARCH FOR BETTER T
HAN A CERTAIN AC"
255 PRINT"6. END THE PROGRAM"
260 PRINT:PRINT"KEY THE NUMBER O
F YOUR CHOICE":K$=INKEY$
270 K$=INKEY$:K=VAL(K$):IF K<1 O
R K>6 THEN GOTO 270
275 SOUND 150,1
280 ON K GOTO 400,600,800,1000,1
200,1400
400 CLS:INPUT"WHAT MONSTER";T$:S
OUND 150,1:FOR X=0 TO CC-1:IF MA

```

COMPUTER BUSINESS FORMS

Continuous forms, labels, paper, checks, invoices, statements—all with your imprint. Continuous letterhead with a perf so fine that you need a magnifying glass to tell it's a fan fold sheet. Matching envelopes.

Regular letterhead, business forms and cards also.

Send sample for quote. Send \$3.00 (refundable on first order) for our catalog.

Catalog also includes computer furniture.

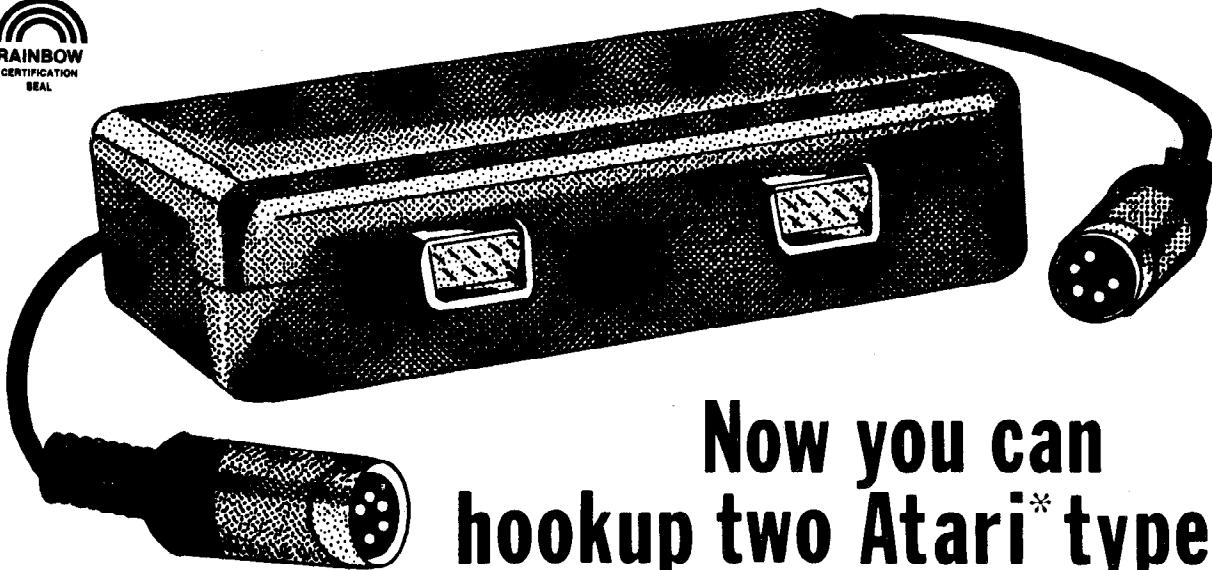
DESERT PRESS, INC.

P. O. Box 15128
Las Vegas, Nevada 89114

"BREAKING ALL
SALES RECORDS"
Bob Rosen


"Recommend to
anyone who enjoys
games on his CoCo."
RAINBOW Review,
March 1983

THE DOUBLE STICK INTERFACE*



Now you can
hookup two Atari* type
joysticks to your Color Computer
or TDP System-100 for only \$19.95

\$39.95 - The Interface with two Atari* joysticks



* Interface made by WICO. Atari is
a registered trademark of Atari, Inc.

YES! PLEASE SEND:
() INTERFACES... \$19.95
() STICK/INTERFACE SETS... \$39.95
all orders plus \$3 shipping

NAME _____
ADDRESS _____
CITY, STATE, ZIP _____

N.Y. residents add sales tax

SPECTRUM PROJECTS

93-15 86th DRIVE
WOODHAVEN, NY 11421
212-441-2807

```

*(X,0)=T* THEN GOSUB 1450:GOTO 2
00
403 NEXT X
405 CLS:PRINT"MONSTER NOT IN FIL
E":PRINT"CHECK SPELLING":FOR X=1
TO 1000:NEXT X
410 GOTO 200
600 CLS:INPUT"ABOVE HOW MANY HIT
DICE";T:SOUND 150,1:FOR X=0 TO
CC-1
610 Z=VAL(LEFT$(MA$(X,3),2)):IF
Z>T THEN GOSUB 1450
620 NEXT X:GOTO 200
800 CLS:INPUT"BELOW HOW MANY HIT
DICE";T:SOUND 150,1:FOR X=0 TO
CC-1
810 Z=VAL(LEFT$(MA$(X,3),2)):IF
Z<T THEN GOSUB 1450
820 NEXT X:GOTO 200
1000 CLS:INPUT"WHAT ALIGNMENT";T
*:SOUND 150,1:FOR X=0 TO CC-1:IF
MA$(X,10)=T* THEN GOSUB 1450
1010 NEXT X:GOTO 200
1200 CLS:INPUT"WHAT ARMOR CLASS"
;T:SOUND 150,1
1210 FOR X=0 TO CC-1:Z=VAL(LEFT$(
MA$(X,1),2)):IF Z=<T THEN GOSUB
1450
1220 NEXT X:GOTO 200
1400 CLS:END
1450 CLS:FOR Y=0 TO 11:PRINTCH*(
Y);:PRINTMA$(X,Y):NEXT Y
1460 PRINT:PRINT"PRESS ANY KEY T
O GO ON";:K*=INKEY*
1470 IF INKEY*="" THEN 1470 ELSE
SOUND 150,1:RETURN
1900 DATA "NAME----- ", "AC-----
--- ", "MOVE----- ", "HIT DICE--
", "* OF AT.-- ", "DAM/ATTACK ", "S
P. ATTACK ", "SP. DEF.-- ", "MAGIC
RES. ", "INTEL.----- ", "ALIGNMENT
- ", "SIZE----- "
2000 DATA GOBLIN,6,6,1 (1-7 HP),
1,1-6 OR BY WEAPON,NIL,NIL,NORMA
L,AVERAGE,LAWFUL EVIL,SMALL (4'
TALL)
2010 DATA MINOTAUR,6,12,6 +3,2,
2-8 OR 1-4/BY WEAPON TYPE,NIL,SU
RPRISED ONLY ON A 1,NORMAL,LOW,C
HAOTIC EVIL,LARGE
2020 DATA RED DRAGON,-1,9/24,9 T
O 11,3,1-8/1-8/3-30,BREATH WEAPO
N + POSSIBLE MAGIC USE,NIL,NORMA
L,EXCEPTIONAL,CHAOTIC EVIL,LARGE
(48' LONG)
2030 DATA ROC,4,3/30,18,2 OR 1,3
-18/3-18 OR 4-24,NIL,NIL,NORMAL,
ANIMAL,NEUTRAL,LARGE (60' WINGS)
5000 DATA EOD

```



PRICKLY-PEAR SOFTWARE

QUALITY PROGRAMS FOR YOUR COCO & TDP-100

PROGRAMS REQUIRE 16K EXTENDED BASIC FOR
TAPE, AND 32K DISK UNLESS OTHERWISE NOTED.

NEW THIS MONTH



Jungle

If you are out for a stroll, what better place than a jungle? After all, the scenery is nice, and there are all those pretty birds and flowers and snakes... Did I say snakes? I meant to say spiders... or was it headhunters? Anyway, there's always something interesting in the jungle! All you have to do is take a little hike from one place to another. Did I mention it was quite a distance? That's no problem though, because you have 10 bearers to carry your equipment... as long as nothing happens to them. That's it, then. All you have to do is hike down the trail a piece. I never have any trouble in the jungle myself. Of course, I've never actually been in the jungle, but I'm sure if you talked to any of the people who have made this trip, they'd tell you it was just a pleasant walk. In fact, if you see any of those people, let me know. I always have wondered why we never heard from any of them again... If you are ready for a real fun challenge, don't miss JUNGLE. The game is all text, but your imagination will provide plenty of graphics!! TAPE - \$19.95, DISK - \$24.95

Your Personal check is welcome - no delay. Include \$1.50 shipping for each program ordered. (Shipping free on \$50.00 or larger orders). Az. residents add 6% sales tax. Orders shipped within two days.

At your local dealer, or send order to:

PRICKLY-PEAR SOFTWARE

9822 E. Stella Road
Tucson, Arizona 85730
(602) 886-1505

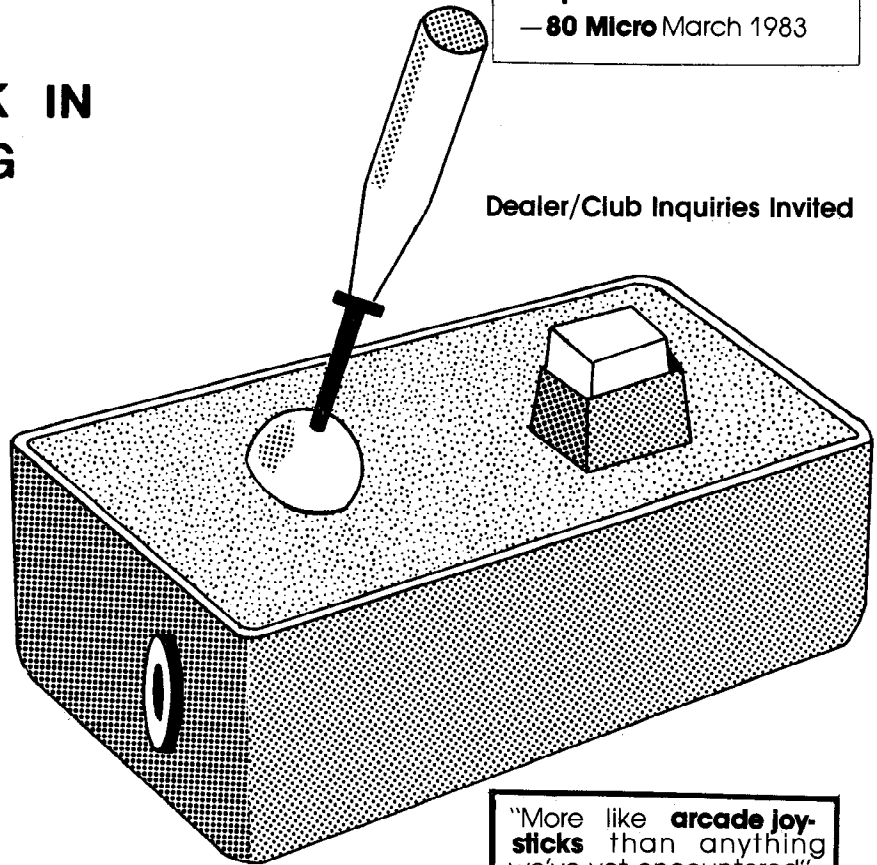
LOSING BATTLES WITH A GLOOMSTICK?

"The **feeling** of this joystick is **superb**"
— 80 Micro March 1983

PUT THE JOY BACK IN
COLOR COMPUTING
WITH A NEW.....

SPECTRUM STICK

Dealer/Club Inquiries Invited



Features include:

- Power on/off LED indicator
- Ball joint components for a true feel of control
- Extra long cables
- Sturdy construction
- Hair trigger response

"More like **arcade joysticks** than anything we've yet encountered"
Rainbow review October 1982, Page 112

"Both the **joystick** and **pushbutton** should have a considerably **longer** life than the **Radio Shack** unit since they are made of higher **quality** components"—
Creative Computing Feb., 1983, Issue.

please send () SPECTRUM STICK(s) at
\$39.95 each plus \$3.00 shipping to

name _____

address _____

city, state, zip _____

N.Y. Residents Add Appropriate Taxes

SPECTRUM PROJECTS

93-15 86th DRIVE

WOODHAVEN, N.Y. 11421



PIPELINE

RUMORS AND REPORTS

abound as to what might be the future for our favorite computer. We've heard just about everything that could possibly come down the pike, but one of the things that is clear — the Color Computer, in some form, will be with us for quite some time. And, too, remember, that Radio Shack has *never* obsoleted any computer. In other words, they always make certain that all the software generally available to one computer will run on anything that may come down the pike in the future.

We are *not* trying to tell you that the Color Computer will soon die. It just doesn't seem to be in the cards (see another piece of information in this month's column for some reinforcement of this), but there will be some changes in CoCo, for sure.

Yet, look at Radio Shack's record. It has been several years since they produced the Model I, yet they continue to produce software and other items which are useful on the Model I. And, as far as the aftermarket is concerned, there is still a hefty business in Model I software and hardware.

The point simply is that *were* Radio Shack to end production of the present Color Computer tomorrow, it would be years and years before they would stop producing software and hardware to support it. And, outsiders would continue to produce material, too.

Taking all that into perspective, we hear two general stories: First, that there will be a "No Frills" Color Computer to come along and that, Second, there will be a "Super" CoCo, too. In any event, software for all systems would be usable on one another — given memory and certain other requirements.

We do not have confirmation of any of this, but we hear that "No Frills" would be in the low price range that would compete with such as Commodore and TI. It probably would *not* have Extended Basic — and may have no socket for adding it. It certainly would have an RS-232 for printer and com-

munications output. And, of course, a ROM Port and joysticks.

"Super" CoCo, on the other hand, would probably have an even more powerful video display — there is the possibility of as many as 2,000 colors — and a 64 character screen display. Will the screen be built in? We don't know. Will it have built-in disk drives? Maybe.

At this stage, all these are rumors and reports, with nothing whatsoever confirmed. However, they seem to indicate that Tandy — unlike some reports you may have read elsewhere — is committed to the Color Computer concept. And no wonder, it has been a major seller for them for a couple of years now.

SOFTWARE CITY IS A name you may be hearing a lot more about in the future. The firm has 18 franchises operating nationally, with a whole lot more scheduled to open in the future. The concept is somewhat unique, in that Software City is just that — a software city. The stores operate on a software-only concept, which means that they do not market computers themselves. While they do sell peripherals as well as software, they have an interesting concept which does not tie them to a single computer system.

EDUCATION IS MAKING some major strides in the CoCo market, and in the next several months we believe you will see a lot of the firms which, frankly, made the Apple so well known come into play for the Color Computer.

Radio Shack has announced a whole range of agreements with a host of the largest names in educational software to produce learning materials for the CoCo. And, if you follow the advertisements in our pages, you will see that several educational software publishers are now advertising some of their products directly. More will follow and, we believe, you will see an increased emphasis on educational programming that can be translated into increased use of CoCo in schools.

A NEW DATA BASE program is now available from The Computer House (Box 1051, Dubois, PA 15801). It includes machine language sorting capabilities and a top capacity of 24,000 characters in a 32K CoCo. It is available on tape or disk.

WORLD ELECTRONICS reports that it has several kits available for CoCo projects. The projects are offered both in bare board and fully assembled form. Further information can be obtained from World Electronics (177 27th Street, Brooklyn, NY 11232).

SINCE INCOME TAX TIME has just passed, you might want to consider a small contribution to help your tax status next year, suggests reader Tom Clines, a CPA. Clines says that if you wish to make contributions of a *Rainbow* subscription to the local library or to any school, that contribution would be tax deductible. It would also help turn on others to the CoCo's capabilities.

80-U.S. JOURNAL HAS changed its name and will be known as *Basic Computing* in the future. *80-U.S.* was one of the early Radio Shack magazines and covers all the models. It went to a "slick" magazine format the first of the year and gives some fine information about CoCo, as well as other TRS-80 computers. Further information can be obtained from the magazine (3838 South Warner St., Tacoma WA 98409).

MARK DATA PRODUCTS has a new high-res machine language game out, called *Glaxxons*. This attack-the-alien game is said to provide a challenge for both novice and expert players and has seven selectable skill levels. It is available on disk or tape (at 24001 Alicia Parkway, Suite 207, Mission Viejo, CA 92691).

YOU HAVE READ a great deal on these pages about a compiler for the CoCo, and now we hear one is just about ready to come to market. It may be a couple of months yet, but we understand the program is just about complete and that it has reached the "writing the documentation" stage. Our understanding is that this compiler is pretty full-blown in that it will support both graphics and non-graphics commands. For those who don't know, a compiler is a program that will take a BASIC listing and change it into a machine language program. This is probably *the* most difficult program of all to write.

Spectrum Projects
Your TDP-100 Dealer
Trims Down Prices!

**64K TDP-100
with Ext/Basic**

\$\$ Call \$\$

**Line Printer I
(DMP-100)**

\$299.95

**Color Drive
Zero**

\$449.95

**DC Modem I
Communications**

\$129.95

**Color Cassette
Recorder (CCR 81)**

\$49.95

**16K TDP-100
with Ext/Basic**

\$\$ CALL \$\$

CALL 212-441-2807

all orders plus \$3.00 S/H
N.Y. residents add sales tax

SPECTRUM PROJECTS

93-15 86th DRIVE
WOODHAVEN, NY 11421

LAST CHANCE AT THESE LOW PRICES

NsNs Nyqcus H Ujyll-Buhy Cfggaly

CoCo *Crypto* A Three-Star Puzzler

By Chris Reid

The Color Computer, with only 512 characters on screen and no lowercase letters, is far from ideal for word puzzles. But the real problem is shared by all home computers: the memories are much too small and the microprocessors are too slow. In a few “generations” of home computers, when they can store lists of 20,000 words internally and search them very fast, we’ll be able to play games like Scrabble on (and against) computers; but today most word games are better handled with pencil and paper, or on game boards.

Cryptograms—simple substitution ciphers—are an exception. They don’t need word lists, they’re short enough to fit on any screen, and they’re easily available—the computer doesn’t have to supply them. Cryptograms can be handled right now on the Color Computer—in fact, the only improvement I’m waiting for is a \$25 optical scanner to take puzzles out of the puzzle magazines so I don’t have to type them.

Working cryptograms with a pencil can get rather tedious. It takes too long to write an “E” over each of ten “Q”s—which have to be searched for, and you’re apt to miss a couple. Then if you decide to change the “E”s to “A”s, you have some erasing to do. After a few false starts you’ll be tempted to abandon the mess.

The computer fills in all 12 “E”s in no time. It replaces them just as easily. And you can make as many false starts as you need—in fact, you can put in letters just to see if they work. You wouldn’t want to do that with a pencil.

Even the first crude versions of *Crypto* revived my interest in cryptograms to the point of addiction. My speed and skill improved rapidly. I used to be able to solve two of the six increasingly difficult cryptograms in *Four-Star Puzzler*—now I average five.

The features I added later—eliminating wraparound, automatic copying of punctuation, ability to erase trial solu-

tions and to correct mistyped letters in the puzzle, and the second, “frequency” cryptogram—were added because as a solver I needed them. None of them are just for show. This is one of the obvious—but constantly violated—principles of recreational programming. Some more:

- ∴ It’s not enough for the creation of a program to present interesting problems to the programmer. If the program won’t interest the *user*, it should be put aside for later—or forever.

- ∴ There’s no way to know in advance whether a program will get that lucky “click.” For example, everyone has tried writing a kaleidoscope program. It never gives the same thrill as a real kaleidoscope. (Much sharper diagonal lines and faster movement of large color patterns are needed—and should arrive by 1990.)

A respectable program that doesn’t have that sparkle should be put aside for another try later.

- ∴ A recreational program should be tested for many hours by the programmer as user. The idea is not only to get bugs *out*, but to get interest *in*.

Why does *Crypto*—which I believe will be useful (with a few modifications) for many computer generations—have such limited commercial value? One reason is that the market for software is split among an increasing number of computer brands, each accepting only software written in its own dialect. Slow-but-sure sales are too small to be worth waiting for when a program can only be sold to users of one brand—which will be obsolete in a few years. It makes more sense to take a chance on a shoot-’em-up which may make a quick killing before everybody gets sick of it.

What’s needed is a translation company which will take superior programs of lasting appeal and produce versions for Pet, Sinclair, Atari, IBM PC, the Color Computer, and even the no-color computers. Instead of grabbing a copy of, say, *Getting Started with Color BASIC* and rushing out a

translation that will barely run, the company should use a knowledgeable translator for each brand name—a person who has done a lot of programming on that brand and knows its ins and outs on at least this level: If cryptograms are INPUTted instead of LINEINPUTted, there will be problems with commas, colons, and quotation marks.

Today's home computers are already powerful and resourceful—it's surprising how few useful, enjoyable recreational programs there are. Someone has defined the home computer as "a solution waiting for a problem." *Crypto* tries to be an example of what computers were really made for: enjoyable expansion of the powers of the user.

For a Quick Start

If you're typing the program, you can start with a no-frills version that only takes a few minutes. Type lines 50, 700-720, 740, 760, 4000-4010, 5000-5060, 5080-5100, 5120, and add the following lines:

```
80 CLEAR500:CLS:PRINT"TYPE CRYPT
OGRAM AND ENTER";PRINTSTRING$(3
9,32);:LININPUTCS
750'
4500'
```

Later you can change these three lines and type in the rest of the program.

Here are a few cryptograms to get you going—then you can find lots more in puzzle magazines (which are on most newsstands) and go on, if you wish to specialized magazines and books.

```
10 CLEAR1000
20 C*(1)="SC ZKKV P ABPVGHMW LHB
KMS          MCFFPDL JBCF WMBCEEHDA
, PLL      "+CHR$(34)+"JCBP=1SC2W
SKV0:DKTS"+CHR$(34)+". ("+CHR$(3
4)+"P"+CHR$(34)+"      DKQKB AKSW
SC 2.) SC KDL, GHS  SGK "+CHR$(
34)+"NBKPZ"+CHR$(34)+" NRSSCD.
30 C*(2)=CHR$(34)+"XTLBY @"+CHR$(
34)+" PJRVX J OGCEGJP OJKXV, IK
Y QCK FJS'Y KXV YTV RVQICJGZ. YG
Q "+CHR$(34)+"IGVJR"+CHR$(34)+"-
-LY DVYX QCK OGLSY UJBLJIDVX IQ
ZLGVFY FCPPJSZ YC  XVV TCA PKFT
CB YTV OGCEGJP LX  ZCSV, JSZ TCA
AVDD.
40 CA*(2)=" YTVS YQOV  "+CHR$(3
4)+"FCSY"+CHR$(34)+" JSZ YTV OGC
EGJP ALDD      FCSYLSKV ATVGV LY
DVBY CBB.
50 C*(3)="22222222.2*10-22222222
2, KG UIT YGJKS'W 22222222.2*10-
222222222 JEDCH VJAG? (WAT XW.)
WIJ CSKUJA XK WIJ XSBXKXNHJ WJSW
I YXZXW— XW YGJKS'W ZJW OAXSWJY
, NDW XW CQQJLWK QDAWIJA LCHLDH
CWXGSK.
60 C*(4)="QSW TGN TQDS'M MGK MKS
MG WPOPM AKVF, QD PM DGFYRW LK?
```

```
LKIQYDK (KEIKXM ZFV PSMKOKVD)
SYHLKVD IQS OKM ZYAAN TGKS MBK
IFHXMKV IGQSOKD MGKH MF LPSQVN
SYHLKVD, IQRIYRQMKD, QSW MGKS I
GQSOKD MGKH LQIB.
70 PRINT#-2,C*(1):PRINT
80 PRINT#-2,C*(2);
90 PRINT#-2,CA*(2):PRINT
100 PRINT#-2,C*(3):PRINT
110 PRINT#-2,C*(4)
```


Program Notes

First, I would like to thank *INSTR*. This very fast command (in Microsoft's Extended BASIC) is essential to this and many other word programs. Without it—even with *POKE65495,0* and C.J. Roslund's Break Disable utility—this would be a slow program (lines 3240 and 5030; 50; 10-40).

Second, in a slow part of the program the even faster *POKE65497,0* disables the screen and tries to offer a rather off color "snow"—but a switch to *PMODE2* fixes the color (lines 3040 and 3290).

Last, in the 3000 block, the frequencies FR(Z) have been added up for each letter in the cryptogram: "B" appears once, let's say, "W" 12 times, and "T" 3 times. Each number is put into the left side of a string, with the letter on the right side. This is FR\$(Z), which is "1B", "12E", and "3T". These strings have *VAL*ues (1, 12, and 3—*VAL* ignores the letters),

"CARRY"



$$\begin{array}{r}
 \begin{array}{|c|c|} \hline 1 & 1 \\ \hline 0 & 9 \\ \hline \end{array} & 7 \\
 + & 528 \\
 \hline
 925
 \end{array}$$

REGROUPING IN ADDITION
Requires 16K Extended Basic Cassette \$19.95


*TRS-80 Color Computer Ohio Residents
*Trademark of Tandy Add 5%% Sales Tax

APPEALING GRAPHICS, FUN REWARDS AND SOUND
Used Successfully In Classrooms and In Homes

ALSO AVAILABLE-CASSETTES

Clock	\$24.95	Mathfact	\$16.95
Money	\$19.95	ABC's	\$ 9.95
Subtract/Borrow	\$19.95	Spelling	\$16.95
Question	\$19.95	Hangword	\$14.95

WRITE FOR FREE DESCRIPTIVE BROCHURE
DEALER INQUIRIES WELCOME

B5 SOFTWARE 

1024 Bainbridge Pl. Columbus, OH 43228
(614) 276-2752

and can be shell-sorted in decreasing order: "12E", "3T", and "1B".

Now the RIGHTS, 1 of the "Siamese strings" can be read off in order and used as "A", "B", and "C" in a new, "frequency" cryptogram where "A" represents the most frequent letter in the cryptogram, "B" the next most frequent, and so on. (The frequency cryptogram is a powerful tool which, as you get the feel of how to use it, will greatly increase your ability to solve tough cryptograms.)

So a string that contains a number (which can have several digits, but must be on the left) and a letter (or several, but always the same number of letters) can be treated sometimes like a numeric variable and sometimes like a string. This can save a lot of memory and execution time.

```

100... 020D
220... 06AA
320... 09E1
570... 0C2B
1050... 0E3E
1320... 102D
END... 1AC4

```

The listing:

```

"CRYPTO". COPYRIGHT 1983 BY CHRIS REID, 319 E. 5TH ST., NEW YORK, NY 10003
10 IFPEEK(16057)<>50THENCLEAR200,16048:FORI=33465T033566:POKEI-17408,PEEK(I):NEXTELSE40
20 FORI=0T02:POKEI+16061,18:NEXT
30 I=16158:POKEI,38:POKEI+1,3:POKEI+2,126:POKEI+3,131:POKEI+4,34

```

```

:POKEI+5,126:POKEI+6,164:POKEI+7,76
40 POKE411,62:RUN50
50 POKE65495,0 'IF THIS SPEEDUP WORKS ON YOUR COMPUTER
60 GOTO5130
70 CLEAR1500:DIMFR(26),FR$(26):CLS:Q$=CHR$(34)
80 PRINT"IF YOU NEED INSTRUCTION S, TYPE "Q$"? "Q$" AND ENTER":PRINT:PRINT"IF NOT, TYPE CRYPTOGRAM AND ENTER":PRINTSTRING$(59,32):LINEINPUTC$
90 IFC$=""THENCLS:GOTO80
100 IFC$="#"THENCLS:END
110 IFLEFT$(C$,1)<>"?"THEN500
120 CLS:PRINT"AFTER YOU ENTER THE CRYPTOGRAM, IT WILL REAPPEAR ON SCREEN WITH NO WRAPAROUND. (TO KEEP WRAP- AROUND, TYPE "Q$@"Q$" AND ENTER; THEN ENTER CRYPTOGRAM)
130 PRINT:PRINT"IF, FOR EXAMPLE, YOU SEE THE 1- LETTER WORD "Q$"Q"Q$" AND THINK IT MAYBE THE WORD "Q$"A"Q$", TYPE "Q$"A"Q$" AND THEN "Q$"Q"Q$"
140 PRINT:PRINT"AN "Q$"A"Q$" WILL APPEAR OVER EVERY "Q$"Q"Q$" IN THE CRYPTOGRAM
150 PRINT@480,"PRESS ANY KEY TO CONTINUE...";
160 IFINKEY$=""THEN160
170 CLS:PRINT"IF YOU DECIDE THAT "Q$"Q"Q$" IS REALLY"Q$"I"Q$", TYPE "Q$"I"Q$" AND THEN "Q$"Q"Q$". AN "Q$"I"Q$" WILL REPLACE EACH "Q$"A"Q$" OVER THE "Q$"Q"Q$"S. (TO ERASE THE "Q$"I"Q$"S, HIT THE SPACEBAR AND TYPE "Q$"Q"Q$")
180 PRINT:PRINT"IF YOU FIND A MISTYPTED LETTER IN THE CRYPTOGRAM, YOU CAN TYPE "Q$"&"Q$" AND GET INSTRUCTIONS ON HOW TO CORRECT IT
190 PRINT@480,"PRESS ANY KEY TO CONTINUE...";
200 IFINKEY$=""THEN200
210 CLS:PRINT"IF YOUR SOLUTION ISN'T WORKING OUT, TYPE "Q$"^"Q$" AND IT WILL VANISH. THE CRYPTOGRAM IS STILL THERE AND YOU CAN GET A FRESH START
220 PRINT:PRINT"IF YOU'RE REALLY STUMPED, TYPE "Q$"<"Q$". A NEW VERSION WILL REPLACE THE CRYPTOGRAM, WITH "Q$"A"Q$" AS THE MOST FREQUENT LETTER, "Q$"B"Q$" THE NEXT MOST FREQUENT, AND SO ON
230 PRINT@480,"PRESS ANY KEY TO

```

SUPERIOR ORACLE SOFTWARE
PRESENTS
THE C C QUBE

A MAGIC CUBE SIMULATION FOR THE COLOR COMPUTER

FEATURING:

- Easy to use commands
- Fast - uses machine language routines
- Random mixes
- Undo moves or random mixes
- See all 6 faces
- Save QUBE to tape - for later reload
- Only \$14.95



Send Check or M.O. to:

SUPERIOR ORACLE SOFTWARE
PO Box 4505
Greenwich, Conn. 06830

Conn. residents add 7.5% sales tax
Shipping and handling included

Personal checks require
2 weeks to clear

No C.O.D.s

Requires 16K Extended Basic

```

CONTINUE...";
240 IF INKEY$="" THEN 240
250 CLS:PRINT "SOME OF THE MOST COMMON LETTERS (E, T, A, O, I, N) WILL NOW BE REPRESENTED IN THE CRYPTOGRAM BY EARLY LETTERS SUCH AS A, B, C, D, E, F. THIS MAKES IT EASIER TO SOLVE"
260 PRINT:PRINT "A BLACK BOX AT LOWER RIGHT SHOWS YOU ARE USING THE FREQUENCY CRYPTOGRAM. IF YOU TRY A SOLUTION LETTER THAT IS THE SAME AS THE PUZZLE LETTER IN THE ORIGINAL CRYPTOGRAM, A WARNING CHREEP IS PLAYED"
270 PRINT@480, "PRESS ANY KEY TO CONTINUE...";
280 IF INKEY$="" THEN 280
290 CLS:PRINT "TO GET BACK FROM THE FREQUENCY CRYPTOGRAM TO THE ORIGINAL, TYPE 'Q#' > 'Q#'
300 PRINT:PRINT "WHEN YOU'VE SOLVED THE CRYPTOGRAM (OR GIVEN UP ON IT), TYPE 'Q#' + 'Q#' AND TRY ANOTHER--"
310 PRINT:PRINT "OR TYPE 'Q#' # 'Q#' TO END THE PROGRAM. (YOU CAN END THE PROGRAM DURING OR BETWEEN CRYPTOGRAMS)

```

```

320 PRINT@480, "PRESS ANY KEY TO CONTINUE...";
330 I$=INKEY$
340 IF I$="" THEN 330
350 IF I$="#" THEN CLS:END
360 CLS:PRINT "& CORRECT MISTY PED LETTER":PRINT:PRINT " ^ ERA SE SOLUTION":PRINT:PRINT " < GET FREQUENCY CRYPTOGRAM;":PRINT " > GET BACK THE ORIGINAL":PRINT:PRINT " + START ANOTHER CRYPTOGRAM;":PRINT " # END THE PROGRAM"
370 PRINT@480, "PRESS ANY KEY TO RETURN";
380 I$=INKEY$
390 IF I$="" THEN 380
400 IF I$="#" THEN CLS:END
410 CLS:GOTO 80
500 IF C$="" THEN NJ=1:CLS:GOTO 80
510 IF NJ=1 THEN 700
520 FOR V=0 TO 7
530 IF LEN(C$) < 32*V+33 THEN 700
540 IF MID$(C$, 32*V+33, 1) = " OR MID$(C$, 32*V+33, 1) = " THEN 610
550 IF MID$(C$, 32*V+33, 1) = "-" AND ASC(MID$(C$, 32*V+33, 1)) > 64 AND ASC(MID$(C$, 32*V+33, 1)) < 91 THEN 610
560 FOR H=31 TO 25 STEP -1

```

ENTER THE FASCINATING WORLD OF GAME WRITER™

A SIMPLE TO USE PROGRAM FOR YOUR COLOR COMPUTER

- For writing super-action video games with motion and sound
- For creating high resolution animated graphics scenes
- For experimenting with color, shapes, motion and sound
- For amateur or professional cartooning or commercial game authoring
- For the absolute beginner and for the expert programmer

GAME WRITER is a programming language with all the features you need to write great VIDEO GAMES. It includes a built-in screen oriented text editor, high resolution color graphics support, any number of player-shapes (SPRITES), a shape pattern editor, full TURTLE GRAPHICS, sound effects, support for joy sticks and much, much more. Each player-shape can be given a program to run which tells it what to do. All the player programs run simultaneously to create fantastic game effects. GAME WRITER IS GUARANTEED EASY TO USE. Even if you have never written a program of any kind you will amaze your family, your friends and yourself with the fantastic things you can do with it. The package includes a GAME WRITER rom pak, a complete easy to read manual and a set of sample programs ready to run. GAME WRITER is a great programming language for a child or an adult. GAME WRITER requires a minimum of 16K. Extended BASIC is not required.



PRICE \$89

Orders must be prepaid via check, money order or major bank card. Phone orders accepted for bank cards only—COD orders not accepted. Quantity discounts available. Orders outside U.S. add \$5 shipping. WA state residents add 6.3% sales tax. Add 2 weeks for delivery if paid by personal check.

WASHINGTON COMPUTER SERVICES

3028 SILVERN LANE
BELLINGHAM, WA 98226
1 (206) 734-8248



```

570 IFMID$(C$,32*V+H,1)<>" "ANDM
ID$(C$,32*V+H,1)<>"-"THEN600
580 IFLEN(C$)+32-H>255THEN700
590 C$=LEFT$(C$,32*V+H)+STRING$(
32-H,32)+RIGHT$(C$,LEN(C$)-32*V-
H):GOTO610
600 NEXTH
610 NEXTV
700 CLS:IF158<LEN(C$)THENSQ=1
710 FORL=1TOLEN(C$)
720 PRINT@L+63-32*SQ+(64-32*SQ)*
INT((L-1)/32),MID$(C$,L,1);
730 IFASC(MID$(C$,L,1))<>32AND(A
SC(MID$(C$,L,1))<65ORASC(MID$(C$
,L,1))>90)THENPRINT@L+31-32*SQ+(
64-32*SQ)*INT((L-1)/32),MID$(C$,
L,1);
740 NEXT
750 IFHH$<>" "THENHI$=HH$:HH$="":
GOTO1000
760 HI$=INKEY$:IFHI$=" "THEN760
1000 IFHI$<>"&"THEN2000
1010 IFLEN(C$)<225THEN1060
1020 ER$="":FORZ=1495TO1502:ER$=
ER$+CHR$(PEEK(Z)):NEXT
1030 PRINT@471,"too long";:FORZ=
1TO3000:NEXT
1040 FORZ=1TO8:POKEZ+1494,ASC(MI
D$(ER$,Z,1)):NEXT

```

```

1050 GOTO760
1060 IFFF=1THENPRINT@466,"press
> first";:FORZ=1TO3000:NEXT:PRIN
T@466,STRING$(12,32);:POKE1502,1
41:GOTO760
1100 PRINT@480,"LINE NO. OF CRYPT
O. (1-7)?";
1110 I$=INKEY$
1120 IFI$=" "THEN1110
1130 IFASC(I$)<49ORASC(I$)>55ORL
EN(C$)<32*VAL(I$)-31THENPRINT@50
7,"REDO";:FORZ=1TO1500:NEXT:PRIN
T@507," ";:GOTO1110
1140 PRINT@507,I$;
1150 LI=32*VAL(I$)*(3-SQ)-32
1160 ER$="":FORZ=LI+992TOLI+1023
:ER$=ER$+CHR$(PEEK(Z)):NEXT
1170 FORZ=LI TOLI+31
1180 IFPEEK(Z+1024)=96THENPOKEZ+
992,38:GOTO1200
1190 NEXT
1200 FORZZ=1TO50:NEXT
1210 PRINT@480,STRING$(20,32);
1220 FORZZ=1TO50:NEXT
1300 PRINT@480,"WHICH LETTER (A-
Z)?";
1310 I$=INKEY$
1320 IFI$=" "THEN1310
1330 IFASC(I$)<65ORASC(I$)>90THE
NPRINT@500,"REDO";:FORZZ=1TO1500
:NEXT:PRINT@500," ";:GOTO1310
1340 POKE992+Z,96
1350 PRINT@500,I$;
1360 CN=0
1370 FORZ=LI TOLI+31
1380 IFPEEK(1024+Z)=ASC(I$)THENP
OKE992+Z,38:CN=CN+1
1390 NEXT
1400 IFCN=0THENPRINT@500," ";:FO
RZ=1TO1000:NEXT:PRINT@500,"REDO"
;:FORZ=1TO1500:NEXT:PRINT@500,"
";:GOTO1310
1410 FORZZ=1TO50:NEXT
1420 PRINT@480,STRING$(21,32);
1430 FORZZ=1TO50:NEXT
1500 PRINT@480,"OCCURRENCE ON LI
NE (1-9)?";
1510 J$=INKEY$
1520 IFJ$=" "THEN1510
1530 IFASC(J$)<49ORASC(J$)>57ORV
AL(J$)>CN THENPRINT@506,"REDO";:
FORZ=1TO1500:NEXT:PRINT@506,"
";:GOTO1510
1540 PRINT@506,J$;
1550 OC=0
1560 FORZ=LI TOLI+31
1570 IFPEEK(1024+Z)=ASC(I$)THENO
C=OC+1ELSE1590
1580 IFOC<>VAL(J$)THENPOKE992+Z,
96ELSEPS=Z

```

SP SOFTWARE

FOUR NEW PROGRAMS FOR YOUR COLOR COMPUTER

SPDUMP A screen dump routine of 360 bytes of fast, relocatable machine language code. All PMODES, color PMODES in 4 B&W shades, twice size option in PMODES 3 or 4, position dump on paper, inverse image option, do more than 1 screen as for MPP graphics. Works on DMP200 LPVII etc. Comes with BASIC instructions. Needs BASIC1.1 or an 8bit printer fix. On tape. \$16

CONCPOLY Use this menu driven program to design and draw a fantastic variety of intricate and colorful patterns, suitable for dump to a printer. includes examples and instructions. Works in a 16K computer, EXT. or DISK BASIC. Comes on tape. \$8

SIXFOURK Use your 64K computer from BASIC. This program allows you to inspect RAM, move ROM to RAM and run it there, disable DISK or EXT. BASIC, and make setups with graphics, program, strings, and USR in upper or lower RAM to get the best use of RAM. The program does the setups and includes tutorials and instructions to let you make setups. On tape. \$20

ROTWORLD This showy program for the 64K computer will display a rotating color globe of the earth. You get 20 frames of a PMODE1 globe which is loaded into 60K of RAM by a driver program plus an instruction program all on disk to show off your 64K color computer. \$25

Free little graphics program with order or request for our catalog. For fast service send check or MO to:

SP SOFTWARE, 1102 BILTMORE, LYNCHBURG VA 24502

PETROCCI FREELANCE ASSOCIATES



**PROGRAM DEVELOPMENT: Computer Software
Documentation / Graphics / Consultation**



Inspector CLUEseau

Sherlock Holmes/Agatha Christie fans-It's finally here—A murder mystery game for the 80-C! Mr. Goodbody has been killed in his mansion and you must solve the mystery. WHO committed the murder, WHERE did it occur and HOW was it done! Question suspects, find the secret passage, and break the code to get clues. Hi-Res graphics enhances this excellent game. The computer records the clues you obtain on a clue inventory screen and also provides suspect descriptions at the touch of a finger. A fast, fun game that will sharpen your deductive skills. Every game is different!

32K Extended \$19.95

Stress Evaluator

Assess your present level of stress and how it affects your potential for illness. Evaluate the amount of life change you can effectively handle in the future. The Stress Evaluator is a valuable tool for recognizing, measuring and managing stress. The program also provides a Coping Ability Test which shows your ability to handle stress in general. Provides goal setting exercises and meditation graphic screens to help achieve stress-alleviating goals. All results output to printer.

16K Extended \$24.95

Weather Watch

If you **really** care about the weather, this program is for you. Three programs provide you with National Weather Service approved statistics in a monthly report format. Input of daily high and low temp. and rainfall outputs a report of monthly average temps. and range; high and low averages; high and low temp. for month; total rainfall; days rain > .1 in.; heating and cooling degree days; days high > 90; days low < 32; days low temp. < 32 and > 0; days low < 0; day of highest range. Also retrieves a single day from data file for review. All data outputs to printer. Well documented.

16K Extended \$24.95

Forecaster & Weather Watch (Disk)

Forecast general weather conditions with 80% accuracy with this fun, simple to use program. Although not meant to replace National Weather Service forecasts, this program is informative and enjoyable to use. You can even create your own weather by setting the variables!! Provides general forecast including precipitation probabilities. Includes Weather Watch program also all on one easy to use disk.

32K Extended Disk \$49.95

Include \$1.50 for handling for each program.

Az. Residents add 6% Sales Tax.

Quantity Discounts to Dealers.

CIS subscribers contact through EMAIL 70435,754



Stagecoach

Enter the Wild West Days as you try to carry gold across the desert in a stagecoach. Hot in pursuit are the James Gang and of course, Indians!! To make matters worse you are responsible for the safe journey of Annabelle, the judge's daughter. Hi-Res graphic screen plots your progress. Lots of fun surprises await you in this game -shootouts, kidnappings and more. Don't miss the fun!

16 K Extended \$19.95

Heart-Lung-Circulatory Systems

Hi-Res Graphic Education

A difficult subject becomes fun and easy to learn. Programmed learning approach divides subject content into concise frames of information. Hi-res graphic display with labelled anatomical structures follows text frames for added clarity. Visually highlights keywords and concepts. Self test questions follow each section. Provides immediate feedback to user response and displays correct answers before moving to new subject matter. Excellent for school or home use.

32KEXT Cassette \$34.95

32KEXT Disk \$39.95

Bowling Secretary

Save hours of tedious work with this efficient program. Calculates individual player average, high game and total pins, as well as team games won/lost, high series, and cumulative total team pins. Also calculates team standings for each week in order from 1st to last! All data stores to tape and outputs to printer to provide professional, easy to read copy. After initial input of league and player names all you have to do is input each week's scores - the computer does the rest!!

16KEXT Cassette \$24.95

32KEXT Disk \$29.95

Astrology Chart Print

A Must for the Serious Astrologer

Bothered by not having a professional easy to read hard copy of your chart? Want to see comparison charts around the Natal Chart? Look no more! Input of planetary positions and house cusps outputs a 6"x5" graphic printout of chart and will also plot a comparison chart (transit, progressed or compatibility) around perimeter of the natal chart. NOT A SCREEN DUMP ROUTINE. The program uses dot addressable graphics to draw chart with accurate planetary positioning. Top of form lists Name, Birthdate, Birthtime, Birthplace from user input. Accommodates Placidian, Equal House or Modified Equal House. AVAILABLE NOW FOR EPSON MX80 with Graftrax.

32KEXT Cassette \$21.95

Medical Terminology

If you've ever wondered what your doctor was talking about, this program can help! Includes most common terminology as well as abbreviations used in hospital charting. Menu Driven -allows choice of study, definition readout or self test. Study suffix, prefix or abbreviation in alphabetical groups. Input prefix, suffix or abbreviation and computer reads out definition (not meant to be an all inclusive dictionary). Provides multiple choice self tests with immediate reinforcement and correct answer displayed. Suffix/Prefix on one program. Abbreviations on 2nd Program. Both included.

16KEXT Cassette \$19.95


```

1590 NEXT
1600 FORZZ=1T050:NEXT
1610 PRINT@480,STRING$(27,32);
1620 FORZZ=1T050:NEXT
1700 PRINT@480,"REPLACEMENT (A-Z
)?";
1710 I#=INKEY$
1720 IFI#=""THEN1710
1730 IFASC(I#)<65ORASC(I#)>90THE
NPRINT@499,"REDO";:FORZ=1T01500:
NEXT:PRINT@499," ";:GOTO1710
1740 PRINT@499,I#;
1750 POKE1024+PS,ASC(I#)
1760 FORZ=1T032:POKEZ+LI+991,ASC
(MID$(ER$,Z,1)):NEXT:POKE992+PS,
96
1770 L=PS-63+32*SQ-(INT(PS/32)-2
+SQ)*(64-32*SQ)/(3-SQ)
1780 MID$(C$,L,1)=I#
1790 IFLen(F#)=0THEN1820
1800 FORZ=1T026:IFRIGHT$(FR$(Z),
1)=I#THENMID$(F$,L,1)=CHR$(Z+64)
:GOTO1820
1810 NEXT
1820 FORZ=1T050:NEXT:PRINT@480,S
TRING$(20,32);:FORZ=1T050:NEXT:P
RINT@480,"GO AHEAD";:FORZ=1T0100
0:NEXT:PRINT@480,STRING$(8,32);
1830 GOTO760
2000 IFHI#<>"^"THEN3000
2010 S1=31-32*SQ:S2=33+S1
2020 FORL=1TOLen(C#)
2030 AS=ASC(MID$(C$,L,1))
2040 IFAS<65THEN2070
2050 IFAS>90THEN2070
2060 PRINT@L+S1+S2*INT((L-1)/32)
," ";
2070 NEXT:GOTO760
3000 IFHI#<>"<"THEN3500
3010 IFFF=1THEN760
3020 FF=1
3030 IFF#<>" "THEN3300
3040 PMODE2:PCLS:SCREEN1,1:POKE6
5497,0:FORZ=1T026:FR(Z)=0:NEXT
3050 FORL=1TOLen(C#)
3060 AS=ASC(MID$(C$,L,1))
3070 IFAS>64ANDAS<91THENFR(AS-64
)=FR(AS-64)+1
3080 NEXT
3090 FORZ=1T026:FR$(Z)=STR$(FR(Z
))+CHR$(Z+64):NEXT
3100 QB=1
3110 QB=2*QB:IFQB<=26THEN3110
3120 QB=INT(QB/2):IFQB=0THEN3170
3130 FORZ=1T026-QB:QC=Z
3140 QD=QC+QB:IFVAL(FR$(QC))>=VA
L(FR$(QD))THEN3160
3150 QE#=FR$(QC):FR$(QC)=FR$(QD)
:FR$(QD)=QE#:QC=QC-QB:IFQC>0THEN
3140

```

```

3160 NEXT:GOTO3120
3170 F#=STRING$(Len(C#),32)
3180 FORL=1TOLen(C#)
3190 IFASC(MID$(C$,L,1))<65ORASC
(MID$(C$,L,1))>90THENMID$(F$,L,1
)=MID$(C$,L,1)
3200 NEXT
3210 FORZ=1T026
3220 NT#=RIGHT$(FR$(Z),1)
3230 NP=1
3240 NF=INSTR(NP,C#,NT#)
3250 IFNF=0THEN3290
3260 MID$(F$,NF,1)=CHR$(Z+64)
3270 NP=NF+1
3280 IFNP<=Len(C#)THEN3240
3290 NEXT:POKE65496,0
3300 FORL=1TOLen(C#)
3310 PRINT@L+63-32*SQ+(64-32*SQ)
*INT((L-1)/32),MID$(F$,L,1);
3320 NEXT
3330 POKE1502,141
3340 GOTO760
3500 IFHI#<>">"THEN4000
3510 FF=0
3520 FORL=1TOLen(C#)
3530 PRINT@L+63-32*SQ+(64-32*SQ)
*INT((L-1)/32),MID$(C$,L,1);
3540 NEXT
3550 POKE1502,143
3560 GOTO760
4000 IFHI#<>"+"THEN4500
4010 HI#="" :F#="" :FF=0 :SQ=0 :NJ=0
:CLS:GOTO80
4500 IFHI#="#"THENCLS:PRINT"THE
PROGRAM HAS ENDED, BUT THE VARI
ABLES ARE STILL IN MEMORY. IF Y
OU WANT TO GET THE CRYPTO-GRAM
BACK, TYPE "Q#"GOTO700"Q#" AND
ENTER":PRINT:END
5000 LO#=INKEY$:IFLO#=""ORLO#=""
THEN5000
5010 PO=1
5020 IFFF=0THENIN=INSTR(PO,C#,LO
#):GOTO5040
5030 IN=INSTR(PO,F#,LO#)
5040 IFIN=0THEN5090
5050 PRINT@IN+31-32*SQ+(64-32*SQ)
*INT((IN-1)/32),HI#;
5060 PO=IN+1
5070 IFHH#=""THENHH#=INKEY$
5080 IFPO<=Len(C#)THEN5020
5090 IFFF=0THEN750
5100 IFASC(LO#)<65ORASC(LO#)>90T
HEN750
5110 IFRIGHT$(FR$(ASC(LO#)-64),1
)=HI#THENPLAY"L25505V31CGDAEBF#C
#A-E-B-FCGDA
5120 GOTO750
5130 PCLEAR2:GOTO700

```

COLORSOFT™ BUSINESS SOFTWARE

AT LAST! BUSINESS SOFTWARE DESIGNED FOR THE COLOR COMPUTER

- ★ MAKE YOUR COLOR COMPUTER A WORKING BUSINESS PARTNER ★
- ★ ALL PROGRAMS ARE MENU DRIVEN AND USER FRIENDLY ★
- ★ PROFESSIONALLY WRITTEN AND FULLY TESTED ★
- ★ AFTER-THE-SALE SUPPORT ★

SMALL BUSINESS ACCOUNTING PACKAGE...Ideally suited for any small business with up to \$1,000,000 in annual sales and 400 accounts receivable and 400 accounts payable. This package provides detailed record keeping on accounts receivable and payable, sales, purchase orders, and allows input and maintenance of payroll related data. Prepares balance sheet and income statement, aging reports, and displays a check register, a listing of sales by date, and a listing of individual purchase orders. Included are printer output options. The step-by-step user's manual and the user friendly, menu driven format makes this program package fast, efficient, and easy to use.
REQUIRES SINGLE DISK DRIVE (User's manual without program \$20).....**\$149.95**

DEPRECIATION...Determines depreciation values for assets based upon the new accelerated cost recovery system (ACRS) and the alternate ACRS methods in addition to the conventional methods. Adjusts for placing assets in service during the year. Screen or printer output.....**\$22.95**

LOAN ANALYSIS...Evaluate cost of borrowing for capital investments or business expansion. Prints amortization schedules and allows user to determine loan status at any point in the term of a loan. Other options allow user to determine either principle, interest, payment, or term based upon input of any three. An auto loan option includes trade-in allowance and taxes. Screen or printer output.....**\$20.95**

ANNUITY...Determine future value of investments, present value of a future amount, compound interest, and amount of an individual retirement account (IRA). Screen or printer output.....**\$18.95**

EXPENSE ACCOUNT DIARY...Keeps a record of travel expenses for up to 25 trips per year. Performs file searches based upon cross-referencing of date of trip, city visited, hotel, or purpose of trip. Screen or printer output. An excellent program for the traveling businessman.....**\$15.95.**

STOCK ANALYZER...Reviewed in July 1982 RAINBOW. New version provides printer output and is disk compatible. Maintains a stock portfolio data base of multiple stocks. Can be used to track performance of sales personnel or similar applications. Features graphing of data to screen or printer along with analyses that includes projection of data trends.....**\$21.95.**

**COLOR
SOFT**

INCLUDE \$2.25 HANDLING PER ORDER
ALL PROGRAMS REQUIRE 16K EXT. BASIC
CUSTOM PROGRAMMING SERVICES AVAILABLE
WRITE FOR FREE CATALOG



DEALER INQUIRES INVITED

TELEPHONE ORDERS
(214) 454-3674
9-4 Monday-Saturday

VISA/MASTERCARD

Want A Workhorse Editor? Here's *Mr. Ed!*

By Hubert E. Samm, Jr.

How often have you ever been in the middle of keying in a program, and needed to do a *GOSUB*, or a *GOTO*, only you weren't certain what line number it was you needed to go to? Have you ever wished you could do a search and find a string in your program? Instead you print it out, and laboriously scan each line looking for the all-illusive string. Oops! Typed another word wrong. No worry—that is, if you are using '*MR. ED.*'

What is '*MR. ED.*' you ask? Read on.

For my living (besides programming on my CoCo, and reading *the Rainbow*) I program on the large IBM computers. In doing this, I use the editors that have been written for the larger computers and, in the back of my mind, keep thinking how nice one of these editors would be on my CoCo.

After three months of programming with the built-in editor of the CoCo, one evening I decided to write my own. Originally I designed *MR. ED* for my assembly language programs, but now have become so attached to it that I use it for all my programs.

MR. ED is an editor for an ASCII file. It operates on the principles of a full screen editor with many features of the editors found on large scale computers. Some of these are:

- Being able to browse through a program.
- Replacing one string for another.
- Locating a string in a program.
- Paging through a program.
- Getting multiple files, and creating one file with them.
- Replacing one line for another.
- Copying one line multiple times.
- Moving a line from one section to another.

The program is written in BASIC, and keeps the program you are working on in an array. An array was a must since speed would be important. I had a disk version, but abandoned it due to slow response time. There is also another unique feature of this program in the design of the arrays. It uses forward and backward links, or pointers. This was absolutely necessary. A sequential search through an array would have been just about as bad as my earlier disk version.

The links work in this manner. The program is loaded into the array, and the last entry is noted. Any new lines are added here. Forward and backward links are changed to point to the new lines, and backward links of the new lines, pointing back into the array. (See figure 1 for examples.)

Figure 1.

The following shows how a program would look in the arrays.

Entry	Text of Line	Forward	Backward
00	line number 1	01	00
01	line number 2	02	00
02	line number 3	03	01
03	line number 4	04	02
04	last line of program	00	03

When reading this program, entry 00 is always the starting point of a program. From there, the forward link points to the next line of the program. In the example below, a line was added after entry 01.

Entry	Text of line	Forward	Backward
00	line number 1	01	01
01	line number 2	05	00
02	line number 3	03	05
03	line number 4	04	02
04	last line of program	00	03
05	inserted line	02	01

Note how the forward and backward links operate. It is due to this that the great speed and dynamic insertions are done in *MR. ED*.

The backward link is used in browsing backwards in a program. The forward link, in addition to keeping lines in sequence, is used in forward browsing operations.

The program you are editing will start at the beginning, and display the first 10 lines. You can then issue any of the commands, and you're on your way to adding lines, replacing lines, etc. . . .

FINALLY!

A REAL SPREAD-SHEET PROGRAM FOR THE COLOR COMPUTER

DYNACALC™

Business people use spread-sheets to organize columns and rows of figures. DYNACALC simulates the operation of a spread-sheet without the mess of paper and pencil. Of course, corrections and changes are a snap. Changing any entered value causes the whole spread-sheet to be re-calculated based on the new constants. This means that you can play, 'what if?' to your heart's content.

But DYNACALC isn't just for accountants. DYNACALC can be used for just about any type of job. Not only numbers, but alphanumeric messages can be handled. Engineers and other technical users will love DYNACALC's sixteen-digit math and built-in scientific functions. There's even a built-in sort command, so you can use DYNACALC to manage small data bases - up to 256 records.

DYNACALC will let your computer do just about anything you can imagine. Ask your friends who have VisiCalc, or a similar program, just how useful an electronic spread-sheet program can be for all types of household, business, engineering, and scientific applications.

DYNACALC is designed to be used by non-programmers, but even a Ph.D. in Computer Science can understand it. Built-in HELP messages are provided for quick reference to operating instructions.

DYNACALC has a beautifully simple method of reading and writing FLEX data files, so you can communicate both ways with other programs on your system, such as the Text Editor, Text Processor, Sort/Merge, RMS data base system, or other programs written in BASIC, C, PASCAL, FORTRAN, and so on.

Except for a few seldom-used commands, DYNACALC is memory-resident, so there is little disk I/O to slow things down. The whole data array (worksheet) is in memory, so access to any point is instantaneous. DYNACALC is 100% 6809 machine code for blistering speed.

Color Computer DYNACALC works with the FLEX operating system from Frank Hogg Laboratory (64k required). If you aren't already using this powerful operating system, we have a special deal for you: order DYNACALC (regularly \$200) and FHL Color FLEX (regularly \$99) together for only \$250.

To order, see your local DYNACALC dealer, or order directly from CSC at the address below. We accept telephone orders from 10 am to 6 pm, Monday through Friday. Call us at 314-576-5020. Your VISA or MasterCard is welcome. Be sure to specify that you want the Color Computer version.

ORDER YOUR DYNACALC TODAY!

Computer Systems Center
13461 Olive Blvd.
Chesterfield, MO 63017
(314) 576-5020



The screen has the following format:

- Line 1 — is always the CURRENT LINE. Any of the commands always use this as the reference point.
- Lines 2-12 — are the next lines of the program. The maximum characters for a line is limited to the 256 established by the CoCo; however, *MR. ED* will display only the first 64 characters of each line. (I find 64 characters more than adequate for all programming.)
- Line 13 — is a separator line. The work 'TXT' appears at the end of this line. This is a prompt for you to enter your text line. In some cases, the text line is used in conjunction with a command. (We'll discuss this later on.)
- Lines 14-15 — is the text line. Program statements as well as some commands are typed here.

NOTE: once a text or command has been placed in the text line, the *ENTER* key must be hit. Once the *ENTER* key has been hit, the last four positions of the text line (line \$ 15) will be overwritten with the prompt 'CMND.' Do not worry if this overwrites part of your text line, it has not been destroyed.

- Line 16 — is the command line. The single character command will display here. The current entry number and total number of statements appear here also.

The following rules must be observed with *MR. Ed*.

- 01) Program line 1 must be reserved for the program name. It will be set up for you with the 'N' function of *MR. ED*.

The format of this line is ** in columns 1 and 2, followed by a space, followed by an apostrophe, and then an eight (or less) character program name.

ie. . .
** 'PAYROLL1
** 'GAME10

Since *MR. ED* was originally set up for assembly language programs, this format is treated as a comment, and ignored. This is not true with BASIC programs. To do BASIC programs, use the 'N' function, and then use the 'C' function to change the ** to 00. This way BASIC will treat the statement as a REMark.


- 02) Many of the commands do not require text. The first mode of *MR. ED* is text mode. If the command requires no text, simply hit enter, thus causing *MR. ED* to enter in command mode.
- 03) Although lines may be longer than 64 characters, *MR. ED* will only display the first 64 characters. A good practice is to only use 64 character lines.
- 04) The /* you see as the last line of your program must never be removed. It is never written to your disk file; it is used for an internal end of file. (This should look familiar to all you IBMers out there.)

The following briefly explains the lines of the program:

LINE \$	DESCRIPTION
30	sets up string of dark boxes for screen format.
40	arrays used for the program, forward link, and backward link.
50-215	main program root. Decides which command was

PARALLEL PRINTER INTERFACE

FOR THE RADIO SHACK COLOR COMPUTER



- * RUN ANY STANDARD PARALLEL PRINTER FROM THE COLOR COMPUTER SERIAL I/O PORT
- * WORKS WITH : EPSON MX 70/80/100, NEC PC8023, CENTRONICS, C-itoh, OKIDATA, SMITH CORONA DAISY WHEEL, RADIO SHACK, OR ANY OTHER PRINTER WITH A STANDARD PARALLEL INPUT.
- * SWITCH SELECTABLE BAUD RATES FROM 300 to 9600
The Color Computer is capable of 9600 Baud -- Poke 150,1.
Running at 9600 Baud greatly increases the printing speed of some printers.
- * COMPLETE - ALL CABLES AND CONNECTORS INCLUDED
- * PRICE : \$69 plus \$3 for shipping and handling. Michigan residents add 4% sales tax.

BOTEK INSTRUMENTS

4949 HAMPSHIRE
UTICA, MICHIGAN 48087
313-739-2910

Dealer inquiries invited

selected, and performs the proper subroutine to execute the command.

220-end subroutines to execute the commands

230-360 format screen, get text, get command

370-400 name set up

410-440 insert text

450-460 position to top of program

470-530 write program to disk

540-610 read program from disk, set it up for editing

620-630 delete the current line

640-640 replace current line with text line

650-710 locate string in text line

720-770 page forward one page (9 lines)

780-860 get another file, and insert it after the current line

870-1039 search current line for string number one, and change that string to string two

1040-1130 screen refresher

1140-1150 browse backward one line

1160-1190 print starting at current line to end of file, or 'S' key is hit

1200-1200 copy a line for later use

1300-1300 insert a copied line after current line

COMMAND HOW TO USE IT

N Key in name of program you wish to create. (up to 8 characters)

NAME Hit *ENTER*

Key 'N'

You should now see your program name at the top of the screen, followed by a '/' on line 2.

I Type in the line you wish to be inserted.

INSERT Hit *ENTER*

Key 'I' or hit *ENTER*

The text line will insert after the current line (first line of screen) and become the current line.

T Hit *ENTER*

TOP Key 'T'

The start of the program now becomes the current line.

D Hit *ENTER*

DOWN ONE Key 'D'

LINE The next line after the current line becomes current line (forward browse)

F Hit *ENTER*

FILE PROGRAM Key 'F'

The program will be written to disk. Its name will be the name in the name line, the extension will be TXT.

E Key in name of program for file you wish to edit.

EDIT Hit *ENTER*

PROGRAM

Key 'E'

The program will be read in from disk. The display will start at beginning of the program.

D Hit *ENTER*

DELETE Key 'X'

A LINE

The current line will be deleted.

R Key in replacement line.

REPLACE Hit *ENTER*

LINE

Key 'R'

The current line will be replaced with the new line of text.

L Key in string you wish to locate.

LOCATE Hit *ENTER*

STRING

Key 'L'

The search will start with the current line. If the string is not found, the current line will be reset to the start of the program. If the string is found, then the line in which it is found will become the current line.

Now! **THE MOST COMPLETE LIST OF EDUCATIONAL COLOR COMPUTER™ PROGRAMS IN THE UNITED STATES**

Only **\$6⁰⁰** per cassette

A partial list —

- Add
- Algebra
- Alphabet
- Planetary Positions
- Flash cards for German, French, Spanish, States and Capitals
- Biology
- Weather Forecaster
- Physics

Programs for — TRS 80 Color Computer, VIC 20, Atari 400, Timex-Sinclair

Many more! From Kindergarten through graduate courses. All cassettes \$6⁰⁰ each. Write for free list.

MOSES ENGINEERING COMPANY

P. O. Box 11038 • Ardmore Hwy. Station
Huntsville, Alabama 35805
(205) 837-3356

P Hit *ENTER*
PAGE FORWARD Key 'P'
 The next nine lines are skipped, and the 10th line becomes the current line.

Q Hit *ENTER*
QUIT Key 'Q'
 Causes the program to end "quit."
 NOTE: the file is not saved, changes will not be reflected.

G Type in name of file you wish to get.
GET FILE Hit *ENTER*
 Key 'G'
 The file is ready, and inserted following the current line.

C Type in string one, string two. Separate string one and string two by a slash.

CHANGE STRING Hit *ENTER*
 Key 'C'
 The current line will be scanned for string one. If it is found, it will be replaced by string two. If it is not found, no action will occur.

U Hit *ENTER*
UP A LINE Key 'U'
 The previous line will become the current line (backward browse).

2 Hit *ENTER*
PRINT Key '2'
 Printing of the program will start at the current line. It will continue till end of file, or the 'S' (stop) key is held down.

K Hit *ENTER*
COPY (KOPY) Key 'K'
 The current line is copied to a hold area.

UP ARROW Hit *ENTER*
COPY PART 2 Key 'up arrow'
 The line that was copied will be inserted after the current line.

M Hit *ENTER*
MOVE Key 'M'
 The current line will be copied to a hold area, and then deleted.

UP ARROW Hit *ENTER*
MOVE PART 2 Key 'up arrow'
 The moved line currently in the hold area will be inserted after the current line.

MR. ED is set up for a 500 statement program. This is not a hard rule; to allow editing of a larger program, change the *DIMS* to a larger number. The default extension name is *TXT*. If you wish to use some other name, change the disk open and close statements.

I hope you find *MR. ED* as useful as I do.
 One other note.

Any BASIC program may be saved as an ASCII file by specifying 'A' on the save command.

SAVE "NAME/TXT",A

If this type of file is edited with *MR. ED*, you will see that line 1 is blank. No worry, replace it with a name line. Remember the format:

00 'program name

```

380.... 02B4
770.... 0592
END... 088D
  
```

The listing:

```

10 'MRED
20 PCLEAR1: CLEAR17000:CLS
30 U$=STRING*(127,128)
40 DIM TX$(500), T(500), BL(500)
50 GOSUB 230
60 GOSUB 250
70 IFC$="N"GOSUB370
80 IFC$="I"GOSUB410
90 IFC$="T"GOSUB450
  
```

JPC PRODUCTS CO.

POOR MAN'S FLOPPY

HIGH SPEED CASSETTE SYSTEM

Now for the TRS-80 Color Computer

The JPC PRODUCTS High Speed Cassette System, in operation for over 4 years, is now available for all versions of the Radio Shack[®] Color Computer.

- TC-8C — Plugs directly into the expansion port of your TRS-80 Color Computer. It is fully compatible with all versions of the Color Computer from the standard 4K to the Extended 32K.
- FAST — Twice the speed of the Color Computer System.
- RELIABLE — Less than one error in a million bits.
- SUPPORTS TWO DRIVES — Software selectable.
- ALL FILE TYPES — BASIC, machine language, data.
- MOTOR CONTROL — Two on-board relays.
- EPROM OPERATING SYSTEM
- SPARE EPROM SOCKET — 2716 or 2732 compatible.
- OPTIONAL JBUG MONITOR — EPROM or Cassette
 - 6809 Assembler
 - 6809 Dis-assembler
 - Memory modify and list
 - Break point traps
- ASSEMBLED and TESTED

TC-8C \$129.95 JBUG (EPROM) \$34.95
 JBUG (Cassette) \$29.95

TERMS:
 Cash, Master Card or Visa
 Shipping & Handling \$3.50(US)
 \$5.50 (Canada) \$15.00
 (Foreign) Technical
 Inquiries: Phone
 5:00 - 6:00 PM MST

JPC PRODUCTS CO.
 Phone (505) 294-4623
 12021 Paisano Ct. NE
 Albuquerque, NM
 87112

```

100 IFC$="D"GOSUB460
110 IFC$="F"GOSUB470
120 IFC$="E"GOSUB540
130 IFC$="X"GOSUB620
140 IFC$="R"GOSUB640
150 IFC$="L"GOSUB650
160 IFC$="P"GOSUB720
170 IFC$="Q"THENEND
180 IFC$="G"GOSUB780
190 IFC$="C"GOSUB870
200 IFC$="U"GOSUB1140
210 IFC$="2"GOSUB1160
211 IFC$="K"GOSUB1200
212 IFC$="^"GOSUB1300
215 IFC$="M"THENK$=TX$(CL):GOSUB
620
220 GOSUB1040:GOTO60
230 PRINT@384,U$;
240 POKE &H5FF,128:RETURN
250 POKE &H5FF,128
260 PRINT@384,U$;
270 PRINT@490,NL;
280 PRINT@500,CL;
290 PRINT@413,"TXT";
300 LINEINPUTX$
310 LX$=TX$
320 PRINT@476,"CMND";
330 C$=INKEY$:IFC$=""GOTO330
340 C=ASC(C$)

```

```

350 IFC=&H0D THENC$="I"
360 PRINT@480,C$;:RETURN
370 TX$(0)="**"+X$
380 T(0)=1:BL(0)=0
390 TX$(1)="/*":T(1)=0:BL(1)=0
400 NL=2:CL=0:RETURN
410 OL=CL:SL=T(CL):T(CL)=NL
420 TX$(NL)=X$:T(NL)=SL:CL=NL
430 BL(CL)=OL:BL(T(CL))=CL
440 NL=NL+1:RETURN
450 CL=0:RETURN
460 Y=T(CL):CL=Y:RETURN
470 VERIFY ON
480 N$=MID$(TX$(0),5,0)
490 OPEN "O",#1,N$+"/TXT":Y=0
500 IF TX$(Y)="/*"GOTO530
510 PRINT#1,TX$(Y):Z=T(Y):Y=Z
520 GOTO500
530 CLOSE:VERIFY OFF:END
540 OPEN"I",#1,X$+"/TXT":Y=0
550 LL=-1
560 IFEOF(1)=-1GOTO600
570 LINEINPUT#1,TX$(Y)
580 BL(Y)=LL:LL=LL+1
590 T(Y)=Y+1:Y=Y+1:GOTO560
600 TX$(Y)="/*":T(Y)=0:CL=0
610 NL=Y+1:CLOSE:BL(0)=0:RETURN
620 CF=T(CL):CB=BL(CL):CL=CF
630 T(CB)=CF:BL(CF)=CB:RETURN

```

EDUCATIONAL PROGRAMS

DON'T HAVE TO BE BORING!

AND HERE ARE TWO NEW ONES FROM CREATIVE TECHNICAL CONSULTANTS TO PROVE IT

ALPHABET SOUP

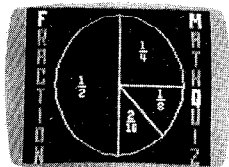


All the challenge and excitement of an arcade game plus the fun and competition of a board game. It's a word recognition and spelling game with one to five players competing against each other and the clock. Since each player can have a different skill level, the whole family can compete and enjoy.

"EDUCATIONALLY NUTRITIOUS A REAL DELIGHT"
the RAINBOW - February, 1983 \$ 14.95



FRACTION MATH QUIZ



An entertaining fraction drill program for a single player. Choose from a menu of seven fraction operations - reducing, adding, subtracting, multiplying, dividing, converting mixed numbers to fractions, and converting fractions to decimals. Multiple choice answer formats, five skill levels, and personalized screen messages make this program fun for students of all ages \$ 14.95

- Both programs for the 16K Color Computer with Extended BASIC.
- Versions also available for 16K Color Computers without Extended BASIC.
- Quantity discounts available to schools.
- Prices include postage and handling. Send check or money order to:

**Creative
Technical
Consultants**

P O Box 652, Cedar Crest, NM 87008

COLOR COMPUTER SOFTWARE

★ UNIVERSAL PROGRAM 1(UP-1) ★

Known as the Program Stacker, UP-1 allows several programs to be loaded until the memory is filled. Quickly jump from one program to another or compose new programs while retaining the old ones. Programs are included for patching damaged programs. Allows data or machine language programs to be stored and retrieved from a cassette. Programs are included for writing values or characters to memory, and displaying memory contents. Blocks of memory can be relocated. UP-1 can be used as a Word Processor by allowing text to be stored in memory and printed on the screen or an external printer. UP-1 Cassette \$14.95.

★ DISASSEMBLER-ASSEMBLER (DISASM) ★

Using English mnemonics and Decimal Locations, DISASM is an easy way to learn to assemble machine Language Programs or Subroutines. Subroutines can be used with Basic Programs and called by either `USR` or `EXEC` commands. For CC compatibility, all locations are given in Decimal Values eliminating the confusion associated with using HEX. All commands are Menu oriented and the user provides the particulars for the commands without having to remember command formats. The Disassembler can be used to Analyze Machine Language Programs as well as the Basic and Extended CC ROMS. Example programs are included. Cassette \$19.95.

★ TERMINAL PROGRAM (DYTERM) ★ new

DYTERM is designed to convert a Color Computer into a terminal. Use it to send and receive information from another computer, another terminal, or use it to provide the software needed for sending and receiving information over telephone lines with a MODEM. DYTERM is a BASIC program with Machine Language Subroutines. Cassette \$14.95.

EXTENDED BASIC is not REQUIRED. All programs require a 16K Computer and are DISC compatible.

HARDWARE ITEMS

Increase your computer's memory with the following Memory Expansion Kits. Soldering is not required but your warranty will be voided by removing the cover. The kits carry a one year warranty.

ME-1 upgrades 4K to 16K	\$19.95
ME-2 upgrades 4K to 32K	\$59.95
ME-3 upgrades 16K to 32K	\$39.95
ME-4 upgrades all CC to 64K	\$99.95

Note: A 1.1 ROM is required for ME-4

6809E Microprocessor Chip	\$19.95
6821 Peripheral Interface Adapter	\$6.95
EXTENDED BASIC ROM	\$85.00

WE REPAIR COMPUTERS

★ PUT YOUR PROGRAMS IN A PROM PACK ★

We will put your Machine Language and/or BASIC Programs in a Cartridge. Send us your program on a Cassette and we will return a Cartridge with your program in it. The cost is \$19.95 for up to 4K and \$29.95 for up to 8K. Add \$2 for shipping.

ATTENTION SOFTWARE PROGRAMMERS: We are looking for good original programs and are willing to pay high ROYALTIES for them. Write or call for details.

DEALERS INQUIRIES INVITED

Checks, VISA & MC Cards Add \$1 shipping

DYNAMIC ELECTRONICS INC.

P.O. Box 896 (205) 773-2758
Hartselle, AL 35640

```

640 TX$(CL)=X$:RETURN
650 Y=T(CL)
660 F=INSTR(TX$(Y),X$)
670 IF F>0 GOTO 710
680 Z=T(Y):Y=Z
690 IF Y=0 THEN CL=0:RETURN
700 GOTO 660
710 CL=Y:RETURN
720 Y=CL
730 FOR W=1 TO 9
740 Z=T(Y):Y=Z
750 IF Y=0 THEN CL=0:RETURN
760 NEXT W
770 CL=Y:RETURN
780 OPEN "I",#1,X$+"/TXT"
790 IF EOF(1)=-1GOTO860
800 LINEINPUT#1,X$
810 OL=CL:SL=T(CL):T(CL)=NL
820 TX$(NL)=X$:T(NL)=SL:CL=NL
830 BL(CL)=OL:BL(T(CL))=CL
840 NL=NL+1
850 GOTO 790
860 CLOSE:RETURN
870 A=0:B=0:C=0:T$="":CH$=""
880 FOR X=1 TO 24
890 H$=MID$(X$,X,1)
900 IF H$="/"GOTO930
910 T$=T$+H$:B=B+1
920 NEXT X
930 FOR Y=X+1 TO 32
940 H$=MID$(X$,Y,1)
950 IFH$="/"GOTO 980
960 CH$=CH$+H$
970 NEXTY
980 F=INSTR(TX$(CL),T$)
990 IFF=0THENRETURN
1000 A=F-1:C=LEN(TX$(CL))-A-B
1010 A$=MID$(TX$(CL),1,A)
1020 C$=MID$(TX$(CL),A+B+1,C)
1030 TX$(CL)=A$+CH$+C$:RETURN
1040 CLS:Y=CL
1050 FOR X=0 TO 10
1060 IFLEN(TX$(Y))<33GOTO1090
1070 PRINT@(X*32),TX$(Y):X=X+1
1080 GOTO1100
1090 PRINT@(X*32),TX$(Y)
1100 Z=T(Y):Y=Z
1110 IF Y=0THENRETURN
1120 NEXTX
1130 RETURN
1140 Z=BL(CL):CL=Z
1150 RETURN
1160 Y=CL
1170 IFT(Y)=0THENRETURN
1180 IFINKEY$="S"THENRETURN
1190 PRINT#-2,TX$(Y):Z=T(Y):Y=Z:
GOTO1170
1200 K$=TX$(CL):RETURN
1300 X$=K$:GOTO410

```

RECEIVED & CERTIFIED

The following products have been recently received by *the Rainbow*, examined by our magazine staff and approved for the *Rainbow Seal of Certification*, your assurance that we have seen the product and have ascertained that it is what it purports to be.

This month the *Seal of Certification* has been issued to:

Stagecoach, a game played with 16K ECB. Objective: you are responsible for the safe journey of the judge's daughter, Annabelle, while you try to carry gold across the desert in a stagecoach. The James Gang and Indians are in hot pursuit. Available from Petrocci Freelance Associates, 651 N. Houghton Road, Tucson, AZ 85710, \$19.95.

Weather Watch, a series of three programs which will provide you with National Weather Service approved statistics in a monthly report format. Also, retrieves a single day from data-file for review. 16K, \$24.95. **Forecaster & Weather Watch**, used to forecast general weather conditions with 80 percent accuracy. Includes the above Weather Watch program, all on one disk. 32K E disk, \$49.95. Available from Petrocci Freelance Associates, 651 N. Houghton Road, Tucson, AZ 85710.

Color DFT (Direct File Transfer), a utility program that allows two TRS-80s equipped with a modem and the DFT package to transmit any file from one to the other over telephone lines and the file may be transmitted without any conversation. Available from Computer Shack, 1691 Eason, Pontiac, MI 48054, tape \$24.95, disk \$29.95.

The Color Picture Plotter (CPP), a program that produces color pictures on the CGP-115 plotter. 16K ECB required. Available from Ultralight Industries, 1144 Kingston Lane, Ventura, CA 93001, \$14.95.

Graphics Program Generator I, a graphics editor and program generator using 16K or 32K ECB. Using GPG-1 you can build a complex picture on the PMODE 3 screen in either of four color sets and then it will write a graphics program to tape to reproduce your picture exactly. \$11.95. **Graphics Program Generator II**, has all the features of the above GPG-1, plus characters with a self-loading language module. \$16.95. Available from CoCo Data Enterprises, 1215 Emerald Drive, Orlando, FL 32808.

Soooper Pac, a pac-maze style game requiring 16K non-extended. Includes 3 mazes, 30 skill levels, 6 programmable speeds, 3 background colors, and 17 bonus point objects. Choose between joystick or keyboard action. Available from Bear Bones Software, Inc. G-3117 Corunna Road, Suite 108, Flint, MI 48504, \$21.95.

Intergalactic Force (ROM Pack), a space bat-

tle game requiring 16K ECB. Objective: you are piloting an X-wing fighter and must penetrate the defenses of the Death-Star and fend off the attacks of imperial fighters that have been dispatched to destroy you. When you approach the shaft opening, you must attempt to fire a bomb into the shaft. Available from Anteco Software, P.O. Box 14728, Fort Worth, TX 76117, \$24.95.

Add-A-Voice, a machine language utility program which allows the user to add voice output to any BASIC program for the TRS-80 with 16K (non-extended). Available from H.I.B., 3505 Hutch Place, Chevy Chase, MD 20815, \$14.95.

Kwikgraf, a bargraph drawing program for ECB used in conjunction with EPSON MX-80 printer. Available from West Bay Company, Route 1, Box 159-B1, White Stone, VA 22578, \$12.50.

Robottack, a 16K game with colorful high resolutions graphics for 1 or 2 players. Objective: you are the super human who must fight off attacking robots and save the remaining humans from destruction. Available from Intracolor Communications, P.O. Box 1035, East Lansing, MI 48823, \$24.95.

Canyon Climber, a game of skill and reflex for 16K or more memory. Objective: gather as many points as possible while avoiding mountain goats, arrow-shooting Indians, and rock-dropping eagles to reach your goal—the rim of the canyon. Available from Radio Shack Stores, Cat. No. 26-3089, \$34.95.

Graphic Screen Print Program, a utility screen print program for the Star Micronics Gemini 10/15 printers. This tape has the 1.0 version on one side and the 1.1 version on the other. Available from Custom Software Engineering, Inc., 807 Minuteman Causeway, Cocoa Beach, FL 32931, \$9.95.

Mathwar, an education program that provides an entertaining way for a child to practice beginning math: adding and subtracting. Available from Harmonycs, P.O. Box 1573, Salt Lake City, UT 84110, \$11.95.

TRS-80 Extended Color BASIC, a (8½" x 11", 170-page, soft-cover) textbook for learning to program BASIC using the TRS-80. Suitable for high school, junior college, and university levels, or can be used for self-study. A Spectrum book, written by Richard

Haskell. Published by Prentice-Hall, Inc., Englewood Cliffs, NJ 07632, \$12.95. Also available in cloth—\$19.95.

Datamail, a cassette-based mailing list program for home or business use. 32K holds approximately 300 files. Available from Dataman, Box 431, Station B, Hamilton, Ontario, Canada, L8L 7W2, 16K, \$14.95.

First Sampler, a tape with six programs, including a mental math skill game, a word game, a computer convoy game, a computer memory game, an arcade-type game, and a haunted house adventure game. Also available from Dataman. 16K, \$9.95

Yaazee, a 16K dice game for two players. Objective: player pushes firebutton and tries to get the best poker hand using five dice. Available from Tom Mix Software, 3424 College, N.E., Grand Rapids, MI 49505, \$19.95.

The Frog, an arcade-type 32K game. Objective: you are a frog trying to get safely across a busy road while dodging traffic and jumping on the backs of turtles, alligators, and logs to cross a river. Also available from Tom Mix Software. \$27.95 tape, \$30.95 disk.

Trapfall, an arcade-type 16K game. Objective: fight your way through the jungle collecting treasures as you jump the pits and swing across the alligators. But be cautious of the creature hidden in the basement. Also available from Tom Mix Software. \$27.95 tape, \$30.95 disk.


Space Shuttle, a game requiring 32K. Objective: learn to fly the space shuttle from launch to landing. Also available from Tom Mix Software. \$28.95 tape only.

MSI Data Base, a program used for maintaining a customer list or any list of names and addresses that you may wish to create with full edit and update functions. Available from Delker Electronics, Radio Shack Dealer #D223, P.O. Box 897, Smyrna, TN 37167, disk \$39.95.

Upload, a program that provides the computer with the capability of transferring programs to another computer in either BASIC or machine language. Available from ML-US'R Software, 115 Rising Sun, Fort Mitchell, KY 41017, \$16.95.

The *Seal of Certification* program is open to all manufacturers of products for the TRS-80 Color Computer, the TDP-100, or the Dragon-32, regardless of whether they advertise in *the Rainbow*. By awarding a *Seal*, the magazine certifies the program *does exist*, but this *does not* constitute any guarantee of satisfaction. As soon as possible, these hardware or software items will be forwarded to *the Rainbow's* reviewers for evaluation.

—Jutta Kapfhammer



Estimate Reading Difficulty Sentence- By-Sentence

By J. C. Kretschmer, Ph.D.

Interested in the reading level of the books you are considering purchasing for your children—or those that are being used by your local schools? Perhaps you are planning to write a children's book. Will the finished product be "over their heads" in terms of vocabulary and sentence length? Now your CoCo can give you this information in a way that no other readability program can, thanks to a new readability estimation procedure from Sweden that has been modified for use with English texts (see J. Anderson's article in the March 1983 *Journal of Reading*).

Simply called *Rix* (a modification of "*Lis*," which is a shortened version of *Labarhetsindex*, the original Swedish formula), this new procedure differs from other short readability methods in that it can provide a readability estimate with as little as one sentence of text as a sample. Of course, it is far more accurate if a sizable number (30 or so) sentences are analyzed, preferably equal proportions from the beginning, middle and end of a book or article.

There are several readability programs for microcomputers, but they all share a common limitation: you have to enter about 30 sentences or more of text, then wait for the computer to calculate the readability and display it. *RIXRATE* will monitor the readability of the text as you enter it, on a sentence-by-sentence basis. This BASIC program features a "status window" similar to the status lines of word processing programs that continually updates the readability estimate. *RIXRATE*'s status window displays the text title (a one-word descriptor input by the user), the total number of words, number of sentences, number of long words (7+ letters), average sentence length and, finally, the estimated reading grade level of the text being entered. All

this information is updated as soon as the user signals the end of each sentence by pressing *ENTER*.

For writers of children's books and educational materials, *RIXRATE* can provide a check on whether or not their writing is unconsciously beginning to "drift upward" out of range of the intended readership. Teachers who produce very clearly-written assignment sheets sometimes inadvertently introduce them with directions that would make an IRS-form writer proud. Keying such text into this program might spare their students from "Directions Shock."

Those people who write the "simple" directions for assembling children's new Christmas toys might also do well to run them through *RIXRATE*.

The program listing includes complete directions that make the program user-friendly. About half of the listing (lines 290-690) consist of instructions, and these should be read carefully when the program is run. You can type in the text normally, thanks to the *INKEY\$* loop that is the heart of the program (lines 700-800), but you must omit all punctuation except apostrophes (for contractions) and hyphens (for hyphenated words). Be especially careful to remember to hit the space bar before pressing *ENTER* at the end of each sentence. (If you don't, the last word will not be registered. An occasional slip won't affect the readability to any significant extent, but consistently doing this will result in loss of accuracy.)

Pressing *ENTER—CHR\$(13)*—clears the screen and updates the readability statistics through two subroutines (see line 770). *GOSUB 1000* computes the *Rix* score ($Rix = \text{number of long words} / \text{number of sentences}$) and converts it to a grade level. Grade level scores beyond grade 12 are reported as "college" (see lines 2020 and 3030). *GOSUB 3000* clears the screen and prints the status window with updated readability figures. For very long sentences (William Faulkner's *The Bear* has sentences of several hundred

(Dr. Kretschmer is with the Department of Teacher Education, School of Education and Applied Professions, Miami University, Oxford, Ohio.)

words) line 790 provides a mechanism that clears the screen but does not change the readability stats if the input overflows the bottom of the screen. The counter (r) is set in line 740. You can correct spelling mistakes by backspacing and not inflate the word length count because line 750 subtracts each backspace. Finally, line 780 resets the word length count (l) to -30 after determining whether a word has seven letters. This prevents additional letters from being counted as long words. To fool the system, a word would have to be 36 letters long! (Since "paradichlorobenzene" has only 19 letters, I'm assuming this will take care of any jawbreakers you choose to enter.)

The program does not require Extended Color BASIC. *RIXRATE* has no formal ending command, so simply press *BREAK* when you've had enough.

Now—is *Lady Chatterly's Lover* really difficult enough to be safely indecipherable to your 10-year-old?

```

330.... 02F7
480.....0536
620.....0751
770.....0965
END... 0BA9

```

The listing:

```

100 *RIXRATE READABILITY PROGRAM
110 CLS:FOR X=32 TO 63
120 PRINT@X,CHR$(143+32);:NEXT X
130 PRINT@64+11,"rixrate
140 PRINT@128+6,"A RAPID READABI
LITY
150 PRINT@160+6,"PROGRAM BASED O
N THE
160 PRINT@192+6,"RIX PROCEDURE B
Y J.
170 PRINT@224+6,"ANDERSON (JOURN
AL OF
180 PRINT@256+6,"READING, MARCH
1983)
190 PRINT@320+6,"<BASIC PROGRAM
BY>
200 PRINT@352+6,"< JOE KRETSCHME
R >
210 PRINT@384+6,"<MIAMI UNIVERSI
TY>
220 PRINT@416+6,"<OXFORD OHIO 19
83>
230 FOR X=480 TO 511:PRINT@X,CHR
$(143+32);:NEXT X
240 FOR P=1 TO 3000:NEXT P
250 CLS:PRINT@196,"DO YOU NEED I
NSTRUCTIONS?
260 PRINT@258,"(TYPE <Y> FOR YES
--<N> FOR NO)
270 R$=INKEY$:IF R$=""THEN 270
280 IF R$="N"THEN 710
290 PRINT@32,"instructions:
300 PRINT@64,"1.YOU WILL BE ASKE
D TO TYPE IN
310 PRINT@98,"A SHORT TITLE FOR
THE TEXT TO
320 PRINT@130,"BE ANALYZED BY ri

```

xrate.

```

330 PRINT@160,"2.AFTER THE TITLE
IS ENTERED, A
340 PRINT@194,"STATUS WINDOW WIL
L APPEAR AT
350 PRINT@226,"THE TOP OF THE SC
REEN. rixrate
360 PRINT@258,"MONITORS READABIL
ITY SENTENCE
370 PRINT@290,"BY SENTENCE. ALL
FIGURES WILL
380 PRINT@322,"BE AT ZERO UNTIL
A COMPLETE
390 PRINT@354,"SENTENCE IS ENTER
ED.
400 PRINT@384,"3.TYPE IN THE TEX
T, SPACING
410 PRINT@418,"AFTER EACH WORD A
S USUAL, BUT
420 PRINT@451,"<PRESS ANY KEY TO
CONTINUE>
430 R$=INKEY$:IF R$=""THEN 430
440 CLS:PRINT@66,"OMIT ALL PUNCT
UATION EXCEPT
450 PRINT@98,"APOSTROPHES AND HY
PHENS.
460 PRINT@128,"4.SIGNAL THE END
OF A SENTENCE
470 PRINT@162,"BY PRESSING <ENTE

```

Introducing - Quality Software by MSI.

Featuring * DATA BASE for the Color Computer
* 32k Disk req'd. only \$39.95


Features include :

- . User Friendly - No programming knowledge required
- . 15 User defined fields
- . Full Maintenance Capability (Add, Change, or Delete)
- . Print Options (Mailing Labels or Alpha listing)
- . backup/restore to cassette
- . Large 42x32 Screen Display
- . Store up to 500 or more names on one disk!
- . Fast direct access by name
- . Sample "DATABASE" Included for Fast and Easy Instruction

ONLY \$39.95

exclusively from

Delker Electronics, Inc.



(Dealer Inquiries welcome)
Delker Electronics, Inc.
P.O. Box 897
Dept D
Smyrna, TN 37167
800-251-5008
615-459-2636 (Tennessee)

```

R>. BE SURE
480 PRINT@194,"TO SPACE AFTER TH
E LAST WORD.
490 PRINT@224,"5.DIALOGUE EXPRES
SIONS SUCH AS
500 PRINT@258,"<WHAT? ASKED ANN>
SHOULD BE
510 PRINT@290,"CONSIDERED ONE SE
NTENCE.
520 PRINT@320,"6.USE THE _ KEY T
O CORRECT
530 PRINT@354,"MISTAKES, BUT BE
CAREFUL TO
540 PRINT@386,"SPACE ONLY ONCE F
OR EACH WORD.
550 PRINT@419,"<PRESS ANY KEY TO
CONTINUE>
560 R$=INKEY$:IF R$=""THEN 560
570 CLS:PRINT@64,"7.BE SURE TO I
NCLUDE ENOUGH
580 PRINT@98,"SENTENCES TO CONST
ITUTE AN
590 PRINT@130,"ADEQUATE SAMPLING
OF THE TEXT.
600 PRINT@162,"TAKE BLOCKS OF SE
VERAL SENTEN-
610 PRINT@194,"TENCES FROM THE B
EGINNING,

```

```

620 PRINT@226,"MIDDLE AND END OF
THE TEXT.
630 PRINT@256,"8.FINALLY, REMEMB
ER THAT READ-
640 PRINT@290,"ABILITY ESTIMATES
ARE ONLY ONE
650 PRINT@322,"FACTOR IN DETERMI
NING THE
660 PRINT@354,"THE DIFFICULTY OF
WRITTEN
670 PRINT@386,"MATERIAL. CONTENT
AND OTHER
680 PRINT@418,"FACTORS ARE EQUAL
LY IMPORTANT.
690 PRINT@452,"<PRESS ANY KEY TO
START>
700 R$=INKEY$:IF R$=""THEN 700
710 CLS:S=0:SL=0:W=0:LW=0:R=0
720 INPUT"TEXT TITLE (9 LETTERS
OR LESS): ";T$:GOSUB 3000
730 L$=INKEY$:IF L$=""THEN 730
740 PRINTL$;R=R+1
750 IF L$=CHR$(8)THEN L=L-1:R=R-
1:GOTO 730
760 IF L$=CHR$(32)THEN W=W+1:L=0
:GOTO 730
770 IF L$=CHR$(13)THEN S=S+1:SL=
W/S:GOSUB 1000:GOSUB 3000
780 L=L+1:IF L>6 THEN LW=LW+1:L=
-30
790 IF R>355 THEN R=0:GOSUB 3000
800 GOTO 730
1000 RX=LW/S:IF RX<.2 THEN G=1:R
ETURN
1010 IF RX<.5 THEN G=2:RETURN
1020 IF RX<.8 THEN G=3:RETURN
1030 IF RX<1.3 THEN G=4:RETURN
1040 IF RX<1.8 THEN G=5:RETURN
1050 IF RX<2.4 THEN G=6:RETURN
1060 IF RX<3.0 THEN G=7:RETURN
1070 IF RX<3.7 THEN G=8:RETURN
1080 IF RX<4.5 THEN G=9:RETURN
1090 IF RX<5.3 THEN G=10:RETURN
2000 IF RX<6.2 THEN G=11:RETURN
2010 IF RX<7.2 THEN G=12:RETURN
2020 IF RX>7.2 THEN G=13:RETURN
3000 CLS:PRINT@0,"TEXT: ";T$:PRI
NT@16,"TOTAL WDS=";W
3010 PRINT@32,"NO.SENT'S=";S:PRI
NT@48,"NO.LONG WDS=";LW
3020 PRINT@64,"AV.SEN.LNTH=";INT
(SL)
3030 IF G=13 THEN PRINT@80,"grad
e 1v:COLLEGE": GOTO 3050
3040 PRINT@80,"grade 1v:";G
3050 FOR N=96 TO 127:PRINT@N,CHR
$(140);:NEXT N
3060 RETURN

```

TRS-80 COLOR BASIC

by BOB ALBRECHT

Beginners

This entertaining self-instructional book is packed with games, experiments, scores of intriguing challenges, and activities related to fantasy role-playing games. The ideal introductory aid for kids, parents and teachers using the Color Computer.

John Wiley & Sons
605 Third Ave., New York, NY 10158

\$9.95

TRS-80 COLOR COMPUTER GRAPHICS

by DON INMAN

Intermediate

Explore the creative and imaginative blending of computers and color. This exciting book will enable you to explore all the graphics capabilities of Extended Color BASIC.

Reston Publishing Company
11480 Sunset Hills Rd., Reston, VA 22090

\$14.95

ASSEMBLY LANGUAGE GRAPHICS FOR THE TRS-80 COLOR COMPUTER

by DON INMAN and KURT INMAN

Advanced

This book is specific to the TRS-80 Color Computer with applications using sound and graphics to illustrate how an assembler can be used to perform feats that would be quite difficult, if not impossible in the BASIC language.

Reston Publishing Company

\$14.95

DYMAX, P.O. 310, MENLO PARK, CA 94025


Dymax orders must be prepaid via check, money order, Visa or Mastercard. Sorry, no Purchase Orders or COD orders. Please add \$2.00 shipping and handling. California residents add 6% sales tax.



Setting The Standards

WHAT THEY ARE SAYING ABOUT COLORPEDE

"...forefront of the pack..." the *Rainbow*, Dec. '82 "...an outstanding offer..." *N. Vernon, IN* "...the best graphics I have seen to date..." *Erie, PA*
"It is great!" *Dayton, OH* "...the best graphics and playability of any color computer game..." *McKeesport, PA*




COLORPEDE

This truly outstanding engineer designed, 100% machine language game with multi-colored high resolution characters and fast action will challenge the most avid arcade buff. Can be played by 1 or 2 players controlled with joy sticks or key board. Joy stick control is fast, smooth and accurate. As COLORPEDE slithers through the toad stools, you attempt to destroy the COLORPEDE, knock out the menacing Bouncing Bug and eliminate toad stools while accumulating higher and higher scores. Demonstration mode with top 5 scores. Pause feature. For 16K Color Computer and TDP-100.

Cassette-\$29.95

INTRODUCING



ROBOTTACK

Ultra fast arcade action with colorful high resolution graphics. You are the super human who must fight off the attacking robots and save the remaining humans from destruction. You have super powers, can shoot in any direction and move anywhere on the screen to accomplish your vital mission.

Engineer designed, 100% machine language. Can be played by 1 or 2 players with joy stick control. Top 5 scores displayed. Pause feature. For 16K Color Computer and TDP-100 with joy sticks.

Cassette-\$24.95

TO ORDER:

VISA, MASTERCARD, Money Order.
Please allow 2 weeks for checks. Add \$1.50 for shipping, \$3.00 outside U.S. 4% tax in Mich.



intracolor
COMMUNICATIONS

P.O. Box 1035, East Lansing, MI 48823
(517) 351-8537

DEALER INQUIRIES INVITED.

FOR THE COLOR COMPUTER & TDP-100

Like Card Games?

The 'Shack's Got Card Games!

We've all had that feeling of having purchased something at such a low price that we almost felt like a thief, expecting at any minute to receive a phone call informing us that a mistake had been made and would we please return the merchandise or cough up the correct amount.

That's about how I felt upon receiving a copy of Radio Shack's *Card Game*, a collection of six superb games on three cassette tapes, which sells for only \$19.95. This collection of programs is enough to quench the card-playing thirst for people of all ages—with Poker, Black Jack and Solitaire for the older set, and Go Fish, Last Pirate and War for the youngsters. Included is a nicely designed and well-written 24-page instruction book that makes it easy to play them.

Another thing that should have bothered me, I guess, was that I enjoyed some of the games directed toward the children—such as Go Fish and Last Pirate—just as much as

those aimed at more mature audiences. I found them fascinating, in fact, and very challenging. Gee, you're thinking, this guy is either off his rocker or those are awfully good games. You're probably right on both counts. Trust me!

Black Jack—Everybody knows how to play this old favorite, don't they? Oh, well, just in case: up to four players may compete with the dealer in this version. The object, of course, is to beat the house in drawing cards that add up to 21. If you wind up closer to 21 than does the dealer, you win. If not, or your cards total more than 21, you lose.

Everyone receives \$500 to start the game and the minimum bet per hand is a buck. The maximum wager is \$500, even if your winnings exceed that amount. The cards are dealt after the last player's bet has been entered. The dealer's hand is at the top of the screen with one of the cards concealed. The amount of money a player has remaining is displayed at the left of his cards, along with his/her name (which blinks when a card is dealt, and the current amount bet on the hand. Winnings are one-and-a-half times the amount bet. If you want a hit, simply press the "H" key, "D" to double the bet, and "S" to stay.

If your experience is similar to mine, you'll play until every last dollar is gone. But you always get another \$500 when you start a new game.

Solo Poker—Playing one hand of poker can be a challenge, but did you every try playing 10 hands at one time? That's what is expected of you in this mind-boggler.

You have five horizontal and vertical rows, in which you try to obtain the best hands possible. Five cards have already been dealt face down in a left-to-right diagonal pattern. They will become a part of the 10 hands you build.

The deck is to the right of the playing area. When a card is to be dealt, a flashing block appears which can be moved to any position within the five rows via the cursor. Once a card is placed in a square it can't be moved again.

In order to turn one of the diagonal cards mentioned earlier, you need to have at least a pair in the same row or column. It then becomes a part of two hands—the one going up and the one going down. It is wise to turn these cards up as soon as possible.

The game is very confusing at first, as are many good computer games, but with practice, the enjoyment increases.

Go Fish—A game that my seven-year-old son, Stephen, used to play a lot with cards before we even dreamed of owning a CoCo. And there's no doubt in my mind that playing the game with CoCo is a much more enjoyable experience. Seven cards are dealt to each player—you and the computer. The computer's cards are at the top of the screen face down. Yours are at the bottom of the screen face up, but the computer doesn't know what's in your hand.

The object is to make more books than your opponent. You ask the opponent for a card that matches what you have in your hand. If you don't get the card, you are told to "Go Fish," drawing one from the deck. If you get one that matches one you already have, you get to go again.

There's really a lot of good interaction between you and the computer. And for a seven-year-old, it's quite a learning experience.

War—Half the deck is lined up on the left of the screen, the other half on the right. The object is to get all the cards away from the opponent. To win a hand, your card simply has to be higher. Doesn't require much thinking, but it's interesting to watch the rat-a-tat-tat of the cards as they fly to the winner's side.

DRAW-IT

Requires 16K-Ext.BASIC,cassette.

Draw and erase lines, circles, boxes, and vectors.

Alphabetically coded keyboard control, with sound cues.

Hi-Resolution, 256x192.

On-Screen cursor, with variable jump rate.

Paint function, can be used to produce negative graphics.

Tape storage of graphics screen, change taped graphics.

\$15.00

J P S

11462 Columbus Ave.,W.
Fostoria, OH, 44830

DANGER RANGER



What's blue and red, about an inch tall, able to leap across a Color Computer video display in a single bound, and destined to put Inky, Winky and Stinky out to pasture?

Danger Ranger, the newest character from **ScreenPlay**. That's who.

Danger Ranger isn't a clone of some moldy arcade game. It isn't like any video game you've ever seen. It's faster. More challenging. More **fun**.

Your joystick controls Danger Ranger on his mission to make the universe safe for Mom, Brotherhood and The American Way. First, our hero finds himself in the surrealistic 'Chamber of Pasha,' which consists of five consecutive platforms. Danger Ranger has to blast his

way through radioactive bats and roving eyes to pick up the ten keys that may spell the difference between survival and death for the human race!

If Danger Ranger can muster enough skill and courage to survive those challenges, he'll enter the 'Acid Chamber.' Here, not only do demons guard the treasure boxes he wants to collect, but fatal drops of acid fall from the ceiling and rise from the floor. Not a nice way to make a living - but it makes one heck of a video game.

Danger Ranger, from **ScreenPlay**.

Poor Winky. Lucky you.

16K Tape \$24.95
No Extended Basic Required

ScreenPlay™

1-800-334-5470

P.O. Box 3558 Chapel Hill, NC 27514

* Radio Shack and Color Computer are trademarks of Tandy Corp.

Two Zaxxon Games Provide The Arcade Experience

Last Pirate—A pirate's card is substituted for a queen in this game and the object is not to be left holding that card or you'll walk the plank! Your cards are dealt face up, the computer's face down. During each turn you draw a card from the opponent's hand, until eventually all pairs have been removed. A blinking cursor moves so rapidly that it's a little tricky trying to stick the computer with the pirate, but it's fun trying.

Solitaire—Sometimes this game is called "patience" because it's very hard to win. It's even more difficult with CoCo because CoCo doesn't stand for any wishful thinking or planned coincidences. If you try to play a card in the wrong place, CoCo automatically returns it to the pile it came from.

The deck is situated in the upper left corner of the screen, above the seven rows of cards face down, except for the final card in each column. In the lower right is the "picked up" corner, where a card stays until you've figured out what to do with it.

Be forewarned: You will rarely win, and Solitaire requires a lot of time to play. But I think that the game was invented as someone's way to kill time.

All in all, *Card Games* is an impressive effort on the part of Radio Shack. And if this is any indication of how the company plans to beef up its software support for CoCo, then we all can look forward to even more delightful experiences.

(Available at Radio Shack Stores, Cat. No. 26-3320, three-tape package \$19.95)

—Charles Springer

During a recent visit to the local arcade, I noticed something very interesting. Almost all of the "in" games are currently available for our CoCo. As each new breed of games shows up in the arcades, the most popular soon becomes available to us.

The latest entries into the family of arcade games for our CoCo are two versions of the very popular *Zaxxon*. Both of them are written in machine language and require 32K. In this game, you have to try and zap the deadly *Zaxxon* robot. Before you get the chance to do this, however, you must fight your way through a space fortress and then make your way through outer space and fend off the enemy fighters. Once you make it past these obstacles, which is no easy task, you are ready to take on the *Zaxxon* robot.

Flying through outer space is similar to some of the 'space-war' type games, in that you must kill or be killed. The most interesting part of the game is when you have to make your way through the space fortress. There are walls and force fields which you must navigate around. There are also radar towers and fuel tanks, which you must either destroy or navigate around. There is a certain amount of strategy involved also. For example, if you destroy a fuel tank, you are given additional fuel for your spacecraft. Naturally, there are other things to contend with. There are gun emplacements, missiles, and enemy planes, whose mission in life is to zap your spacecraft and prevent you from getting a chance to kill the *Zaxxon* robot.

Zaxxon is the 'official' version of this game, which explains why the name is the same. It has a nice demo mode, and will accommodate two players. This one can be considered a clone copy of its big brother.

Zaksund, I guess, is the 'un-official' version of the game. This one has two skill levels to choose from, and features amazing sound effects during the beginning and ending of each game. Although not quite a clone copy, probably for legal reasons, it is very similar to its big brother.

Both of these games feature excellent fast moving graphics as well as great sound effects. To me, they represent what we should expect from a 32K machine language game these days. There is no way to adequately describe the visual effects, except to say that you really get the feeling that you are flying a spacecraft. Responsiveness to the joystick is also very good, and this is important in these games, because maneuverability is the key to success.

Zaxxon more closely resembles the arcade version, and has a slight edge in the graphics department. *Zaksund*, on the other hand, has the edge in offering two levels of play for the novice and expert alike. In deciding which of these two fine offerings to buy, I recommend that you either flip a coin, or better yet treat yourself to both of them.

(*Zaxxon*, Datasoft Inc., 9421 Winnetka Ave., Chatsworth, CA 91311, \$39.95 tape or disk. *Zaksund*, Elite Software, P.O. Box 11224, Pittsburgh, PA 15238, \$24.95 tape, \$27.95 disk)

—Gerry Schechter

Color Computer Enhancements from Micro Technical Products

***LCA-47—Lower Case Adapter**

- Smart improvement!
- Compatible with ALL Color Computer Software.
- Bright characters on a dark background.
- Lower Case with true descenders.
- Comprehensive User's Manual.
- Easy 5-min. installation . . . no cutting, no soldering.
- Uses NO system memory.
- 1 year warranty!

Assembled & Tested \$75.00

***PP-16—EPROM Programmer**

- 5 volt EPROMs: 2516, 2716 & 2758.
- Read, Program, Verify data. Verify erased.
- Auto verify after programming.
- Software available for: 6502, 6800, 6809, 8080, 8085, & Z80 (specify one).

Note: User must provide interface to computer.

Bare PC Board & Documentation \$25.00
Complete Kit \$45.00

***PAK ATTACK—**

- From Computerware
- Great fun for all "kids" without the quarters.
- Fast action, brilliant colors.

Tape \$24.95

***Super 'Color' Writer II—**

- From Nelson
- Tops ALL word processors for the Color Computer!
- More features.
- Supports ANY line printer.
- Comprehensive documentation.

ROM PAK. \$74.95 Disk. \$99.95

***ROML—ROM PAK Loader Program**

- Innovative!
- Save your ROM PAKS on disk and run WITHOUT removing disk controller (requires 64k RAM).
- Load and run ANY machine language program.
- FREE program included to copy machine language programs from tape to disk

Tape . . . \$25.00 Disk . . . \$29.00

***ROMKIL—BASIC ROM Disabler**

- Disables Disk BASIC ROM or Extended BASIC ROM.
- Frees up extra RAM.
- System stays in selected level of BASIC even if Reset.
- Cycling power restores all ROMs.

Tape . . . \$15.00 Disk . . . \$19.00

***PLUS32—64k RAM Enabler**

- Runs BASIC from RAM where you can modify it.
- Allows you to load machine language programs above BASIC.
- Requires good 64k RAM system.

Tape . . . \$15.00 Disk . . . \$19.00

***BANNER—Moving Marquee Program**

- Display any message in GIANT m_o_v_i_n_g letters.
- You choose colors & speed.

Tape . . . \$19.00 Disk . . . \$23.00

***SPECIAL SAVINGS—\$25.00 Off**

when you purchase Super 'Color' Writer II and an LCA-47 together!



ORDER NOW

Micro Technical Products, Inc.
123 N. Serrine, Suite 106-A2
Mesa, AZ 85201 (602) 834-0283

Add 5% for shipping, minimum \$2.00.
Overseas 10%, min. \$4.00. Arizona, add 5% tax. Visa & MasterCard welcome.


INC.

**platinum
software**

WORKSAVER RECEIVES RAVE REVIEWS

FROM COLOR COMPUTER NEWS AND RAINBOW

- Fast Entry of Basic Programs
- Over 100 user definable keys
- Enhances all Coco's from 16K Non Extended Basic to Extended, 64K, Disk
- Available on Disk or cassette
- Built in cassette merge
- User's Support Service



"There are a number of products on the Coco market...the WORKSAVER ranks up there with the best of them"

—Rainbow Dec. '82

"...undoubtedly the best program I have ever bought for my color computer"

—Color Computer News Jan. '83

"the main function of the program seems to be making things easier and more functional for the user. It succeeds extremely well"

—Color Computer News Jan. '83

THE WORKSAVER WILL SAVE YOU HOURS OF WORK...WRITING AND DEBUGGING YOUR PROGRAMS"

—Rainbow Dec. '82

FULL SCREEN EDITOR

"WANT TO CHANGE the line a couple lines up? Simple. Use the arrow keys to the appropriate place and make the change. This is not only a lot easier, but it is vastly faster, too...changing line numbers, joining lines together, breaking them apart, duplicating them elsewhere—heady stuff—is very easy to do with the Worksaver" (Rainbow)

DYNAMIC EDITING

This is one of our users' favorite features: When the computer halts due to an error, or you want to make an improvement while running, you can make changes without losing data: "This is a major plus in debugging...it can save a lot of time in data loads...(and) the generation of data through inputs." Rainbow Dec. '82

"The things that this program add to the color computer..."

INCREASE ITS CAPABILITIES MANIFOLD

"...it should have been incorporated into the original MICROSOFT programming (or) given out with every color computer."

—Color Computer News Jan '83

THE PLATINUM WORKSAVER INCLUDES:

- Enhancement program, including a sample array editor on a high-quality Agfa cassette.
- Fully labeled acetate keyboard overlay, not a cheap stick-on.
- Complete instructions
- Loads in seconds, takes 2.2 K

WORKSAVER A1-A3 OWNERS:

Contact us regarding return policy for our New A-4 version.

The PLATINUM WORKSAVER costs \$35.00 plus \$3.00 S&H (NY residents add appropriate tax). To order write:

PLATINUM SOFTWARE
P.O. Box 833
Plattsburgh, N.Y. 12901

Phone orders: (518) 643-2650 9-5 EST

VISA, MASTERCARD ACCEPTED. PERSONAL CHECKS TAKE 2-3 WEEKS TO PROCESS.



DYNAMIC INPUT

Perform numeric calculations, and check the contents of arrays and variables, WITHOUT interrupting the running of BASIC programs: "An EXTREMELY valuable feature that I use ALL the time."

—Color Computer News Jan. '83

NUMERIC KEYPAD CONVERSION

"The keys JKLUIOP are defined as the numbers 1-7, respectively...this mode is a Godsend for long data statements."

—Color Computer News Jan. '83

FULL FEATURED 4 COLOR KEYBOARD OVERLAY

"TRUTH: The WORKSAVER overlay is the best we have seen for this type of program."

—The Rainbow Dec. '82

"A well designed keyboard overlay (NOT a sticker..."

—Color Computer News Jan. '83

UPGRADE YOUR COLOR COMPUTER

Line Printer Conversion Chart

Function	Radio Shack LP VII	Radio Shack LP VIII	Radio Shack DMP 100	Radio Shack DMP 200	TDP Line Printer I	Smith Corona Daisywheel	Microline 82A	Epson MX Series	Gemini 10/15
Line Feed	10 or 13	10 or 138	10 or 13	10 or 138	10 or 13	10	10	10	10
Back Space	—	8nn	—	8nn	—	8	8	8	8
Carriage Return	26	13 or 141	26	13 or 141	26	13	13	13	13
Start Underline	Graphics	15	15	15	15	25	—	ESC "-" 1	ESC "-" 1
Cancel Underline	Graphics	14	14	14	14	—	—	ESC "K"	ESC "K"
Enter Graphics Mode	18	18	18	18	18	—	14	ESC "@"	ESC "@"
Data Processing Mode	30	30	30	30	30	—	14	ESC "@"	ESC "@"
Word Processing Mode	—	—	—	20	—	—	—	—	—
Normal Characters	30	30	30	30	30	—	15	ESC "@"	ESC "@"
Expanded Characters	31	ESC 14	31	ESC 14	31	31	—	14	14
Cancel Expanded	30	ESC 15	30	ESC 15	—	—	—	20	20
Condensed Characters	—	ESC 20	ESC 20	—	—	—	—	14	14
Italic Characters	—	—	—	—	—	—	—	ESC "4"	ESC "4"
Cancel Italics	—	—	—	—	—	—	—	ESC "5"	ESC "5"
Double-Strike	—	—	—	ESC 31	—	—	—	ESC "G"	ESC "G"
Cancel Double-Strike	—	—	—	ESC 32	—	—	29 31	ESC "H"	ESC "H"
Emphasized	—	—	—	—	—	—	—	ESC "E"	ESC "E"
Cancel Emphasized	—	—	—	—	—	—	—	ESC "F"	ESC "F"
Set Line Length	—	—	—	—	—	—	—	ESC "Q" nn	ESC "Q" nn
Set Form Length	—	—	—	—	—	—	—	ESC "C" nn	ESC "C" nn
Top Of Form	—	—	—	—	—	12	ESC "F" nn	12	12
Skip Over Perforation	—	—	—	—	—	—	—	ESC "N" nn	ESC "N" nn
Superscript	—	ESC 30	—	ESC 30	—	—	—	ESC "S" 0	ESC "S" 0
Subscript	—	ESC 28	—	ESC 28	—	—	—	ESC "S" 1	ESC "S" 1

NOTES:

All commands (except nn, see below) are written as PRINT #-2, CHR\$(NUMBER) where NUMBER is shown in the chart above. Thus, to send a line feed on an Epson printer, the proper format is PRINT#-2,CHR\$(10).

ESC is achieved by typing CHR\$(27) nn means a number Where the format is shown as ESC "G" the command is typed PRINT#-2,CHR\$(27)"G"

For your convenience, we at the Rainbow have prepared this chart to enable you to make the appropriate changes when confronted with a program written for a printer other than yours.

Although most printers are produced to receive input via the American Standard Code for Information Interchange, there are subtle differences in programs written for various models. For example, you would type in CHR\$(27) CHR\$(31) to program expanded characters on Radio Shack's Line Printer VII. But on the DMP 200 and others, an ESC(14) is required.

We have selected 26 of the more common printer commands,

which should satisfy the needs of most hobbyists and personal computer users, and maybe even some small businesses. The capabilities of printers vary, obviously, so if there's a dash under a category listing, the option is not available under normal circumstances.

If you have a notebook, or another method of keeping helpful hints readily available, this chart belongs there. The value of this information will increase as you become more familiar with your computer and printer, and as the computer becomes a growing part of your lifestyle. Keep it handy!

OS-9 • 6809 • FLEX

The same **system software** on FLEX, OS-9, SSB DOS, RS DOS — offers **portability** and **easier learning** — for Color Computer and SS-50 systems

SCRIBE EDITOR

- ★ **Many commands compatible** with familiar editors for easy learning.
- ★ **Edit files larger than memory.**
- ★ **Many easy line edit commands** including insert, change, delete characters within a line.
- ★ **Macros** for repeated edit sequences.
- ★ **Merge files from disk** to create programs or manuscripts.
- ★ **Interfaces with Text Processor** for word processing.
- ★ **Great with Macro Assembler!**

WHY COMPUTERWARE

- ★ **Only Computerware** offers system software on ALL major 6809 operating systems.
- ★ **7 years of 68XX experience** and unmatched expertise.
- ★ **As you change operating systems**, there is no need to re-learn system packages.
- ★ **No-one can match the quality for the price.**

RANDOM BASIC

- ★ **Thousands** of existing programs are now **transportable** to other operating systems.
- ★ **Extraordinary File Handling Capabilities** — ISAM, Random, & Sequential file structures; FAST data file access; Very efficient file design — records can bridge sectors.
- ★ **11 Digits** of precision — **BCD** arithmetic for those who need extended precision.
- ★ **Flexible User Input Commands** — "Conversational" programming is a snap with commands designed for easy user input — single character or whole lines.
- ★ **Easy Output Formatting** — Print Using, automatic pagination, left & right justification, easy columnization and decimal point alignment.
- ★ **Programming's Fast** — The interpreter provides fast program development and debugging — it is self-documenting with extended variable names.


MACRO ASSEMBLER

- ★ **All Standard 6809** mnemonics and directives supported.
- ★ **Macros** allow you to create often-used routines only once!
- ★ **Conditional Assembly** allows you to build only one multi-purpose source code to generate several versions, reducing maintenance significantly!
- ★ **Repeat Sequences** eliminate redundant coding.
- ★ **Any Size Source File** — assembles from disk.
- ★ **XREF** program included for easy cross-reference listings
- ★ **Addressing Modes:** inherent, immediate, relative, direct, extended, and indexed — all addressing modes!

FLEX is a trademark of TSC
OS-9 is a trademark of Microware

Dealer Inquiries Invited

**CALL
OR
WRITE
FOR
COMPLETE
INFORMATION**




Box 668
6809 Specialists Encinitas, CA 92024 • (619) 436-3512

Computerware is a trademark of Computerware

Super "Color" Library™

For the TRS-80 Color and TDP System 100 Personal Computers



No matter what kind of problem you are trying to solve with the Color Computer, there is a program in the ever-expanding integrated, **Super "Color" Library** that will give you the solution. Faster, Better, Smarter!

Every Library program features **MEMORY-SENSE** to determine your computer's memory, from 16 to 64K, and adjusts automatically to maximize work space. All programs, except the **Super "Color" Speller** and **Super "Color" Disk-ZAP**, feature a true lowercase display with below line descenders. Each program has been written specifically for the Color Computer in fast machine code to be totally compatible for optimum performance — Something a motley assortment of programs from diverse sources or a passel of overpriced, wallet-FLEXing software from a bygone era simply can not achieve.

The **Super "Color" Library** has all the power, speed, dependability and compatibility you will ever need so build your library a volume at a time or put the full power of the complete library of problem solvers to work right away.

— NEW! —

64K
Compatible

Super "Color" Writer II™

VERSION 3.0 By Tim Nelson
THE INTELLIGENT WORD PROCESSOR

32x16 &
51-64-85x21&24
WITH REAL
LOWERCASE
DISPLAY

The **Super "Color" Writer II** is for those who desire the best. It is the most powerful, fastest, most dependable and versatile word processor available for the Color Computer, from 16 to 64K. The **Super "Color" Writer II** has features for the most demanding professional, yet it is easy enough for newcomers to master.

Of course the **Super "Color" Writer II** has all the features you would expect from the highest quality word processor, such as a clear, crisp and readable professional display with your choice of display colors, 9 display formats; standard 32x16 & 51-64-85x21 & 24 with real lowercase descenders; full 4-way cursor control, sophisticated edit commands, the ability to edit any BASIC program or ASCII textfile, seven delete functions, locate and change, wild card locate, a real block move & copy, word wrap-around, programmable tabs, display memory used and left, non-breakable space, multiple headers and footers, dynamic text formatting, comprehensive format parameters, use with ANY printer at any baud rate from 110 to 9600 baud, automatic justification, automatic pagination, automatic centering, automatic flush right, underlining, superscripts, subscripts, pause print, single-sheet pause, optionally print comments, append text files, available in a ROMPAK cartridge for maximum work space, but that's only half of the story. No other program can even begin to compare in features with the **Super "Color" Writer II**.

Check These Exclusive Features

MEMORY-SENSE adjusts to computer's memory (16-64K) for maximum work space; **TYPE-AHEAD**, **TYPAMATIC KEY REPEAT** and **KEY BEEP** for the pros; 3 **PROGRAMMABLE FUNCTIONS**; **AUTO PHRASE INSERT**; **COLUMN CREATION**; **TEXT FILE LINKING**; **HELP MENU**; **A TRUE EDITING WINDOW IN ALL 9 DISPLAY MODES**; **TRUE FORMAT WINDOW** to display line lengths up to 255 characters, with horizontal and vertical scrolling to replicate the printed page including centered lines, headers, footers, page breaks, page numbers, margins, giving a perfect printed document every time. Also makes hyphenation a snap; **TRUE AUTOMATIC JUSTIFICATION** for neat, even left and right hand margins; Ability to use **CHARACTER CODES** for printing special characters available with your printer; freedom to embed as many **PRINTER CONTROL CODES** as desired anywhere in the text, **EVEN WITHIN JUSTIFIED TEXT**; 90-plus page tutorial manual.

ADDITIONAL DISK FEATURES: Read a directory, Display free granules, Save with Automatic Verification, Load and Append ASCII files, and BASIC programs, Kill files, and Link files from disk for continuous printing. 54K bytes of workspace available with a 64 K system. Only the best offers all of these features.

TAPE \$69.95

ROMPAK \$89.95

DISK \$99.95

Tutorial only \$15.00 (Refundable with purchase)

Tape & Disk require 32K for lowercase display

Previous **Super "Color" Writer II** owners call for upgrade policy.

Super "Color" Mailer™

By Tim Nelson

The **Super "Color" Mailer** is a powerful multi-purpose mailing list merging and sorting program including lowercase display that uses files created by the **Super "Color" Writer II**. Combine files, sort and print mailing lists, print "Boilerplate" documents, automatically insert text in standardized forms, address envelopes, the list is endless.

TAPE \$39.95

DISK \$59.95

Operators Manual only \$10.00 (Refundable with purchase)

NEW

Super "Color" Speller™

By Peter A. Stark

The **Super "Color" Speller** is a fast machine-code proofreading program to correct **Super "Color" Writer** files. Automatically proofreads your documents against a 20,000 word stock dictionary, plus your own customized dictionary and corrects typos or marks them for special attention.

AVAILABLE ON DISK ONLY \$69.95

Operators Manual only \$10.00 (Refundable with purchase)

NELSON SOFTWARE SYSTEMS 9072 Lyndale Avenue So., Minneapolis, Minnesota 55420 612/881-2777

32x16 & 51-64-85x21&24 Display With Lowercase Descenders And **16** Thru **64K** Too!

NEW Super "Color" Calc™

ELECTRONIC SPREADSHEET By Kevin Herrboldt

Now you can answer those "What if?" financial projection, forecasting, budgeting, engineering and calculating questions with precision, speed and power using the **Super "Color" Calc**, truly the finest electronic worksheet and financial modeling program available for the Color Computer, from 16 to 64K. Now every Color Computer owner has access to a calculating and planning tool rivaling VisiCalc™, containing all its features and commands and then some. You need only change one variable and you instantly see how that change affects your assumptions. You can even use VisiCalc templates freely with **Super "Color" Calc!** Combine spread sheet tables with **Super "Color" Writer II** documents to create ledgers, projections, statistical and financial reports and budgets.

Features include: 9 display formats; standard 32x16 & 51-64-85x21&24 with real lowercase descenders * MEMORY-SENSE to adjust to computer's memory (16-64K) for maximum work space; Full-size 63x256 worksheet * Easy to use * HELP Menus to make learning faster * Machine code speed and high precision * Total flexibility in calculating * Up to FOUR VIDEO DISPLAY WINDOWS to compare and contrast results of changes * Sine and Cosine functions, Averaging, Exponents, Algebraic functions, and base 10 or 16 entry * Multi-layered Column and Row Ascending and Descending sorts * Locate formulas or titles in fields * Easy entry, replication and block moving of frames * Global or Local column width control up to 81 characters each * Create titles of up to 255 characters * Typamatic Key Repeat * Key beep * Type-ahead * Print up to 132 column worksheet * Prints at any baud rate from 110 to 9600 * Print formats savable along with worksheet * Enter control codes for customized printing.

DISK FEATURES: Read a directory; Display free granules; Kill files, Save with Automatic Verification; Load files; Append disk files for complete worksheet printing. 54K bytes of worksheet space available with a 64K system.

Tutorial and sample templates are supplied with the program.

ROMPAK \$89.95 **DISK \$99.95**

Tutorial only \$15.00 (Refundable with purchase)
Disk requires 32K for lowercase display.

Super "Color" Disk-ZAP™

By Tim Nelson

Now the dreamed-of repair of I/O errors is a reality. The **Super "Color" Disk-ZAP™** is the ultimate repair utility for simple and quick repair of all repairable disk errors. Designed with the non-programmer in mind, the **Super "Color" Disk-ZAP™** will let you retrieve all types of bashed files, including BASIC and Machine Code programs.

This high-speed machine code disk utility has a special dual cursor screen display to show HEXIDECIMAL and ASCII displays simultaneously. You are able to: Verify or modify disk sectors at will * Type right onto the disk to change unwanted program names or prompts * Send sector contents to the printer or any other RS-232 device * Search the entire disk for any grouping of characters * Copy sectors * Backup tracks or entire disks * Repair directory tracks and smashed disks * Full prompting to help you every step of the way * 50-plus page Operators Manual which helps you simply and quickly fix the vast majority of disk errors, and teaches the rudiments of disk structure and repair.

AVAILABLE ON DISK ONLY \$49.95

Operators Manual only \$10.00 (Refundable with purchase)

**NELSON™
SOFTWARE
SYSTEMS**



9072 Lyndale Avenue So. 612/881-2777

A Division of Softlaw Corporation Minneapolis, Minnesota 55420 U. S. A.

TRS-80 is a trademark of Tandy Corp. Visicalc is a trademark of VisiCorp.

**WE TAKE THE COLOR COMPUTER SERIOUSLY.
AUTHORS' SUBMISSIONS ARE ENCOURAGED.**

Super "Color" Terminal™

THE FINEST TERMINAL PROGRAM ANYWHERE!

Version 3.0 By Dan Nelson

The best has become even better, with many new features including 9 display formats; 32x16 & 51-64-85x21&24 with real lowercase descenders, plus compatibility with the 64K Color Computer. This user-friendly program makes communicating with ANY computer a breeze even for a newcomer. Communicate using your modem with all the popular information services such as Dow Jones, Compuserve, The Source, and local BBS's, clubs, friends, or the main-frame at work. You can also communicate directly with other microcomputers, such as the TRS-80 I/III, II, other Color Computers, Apples, IBM PCs, etc., via RS-232 without using a modem. Save the information or PRINT IT!

FEATURES: MEMORY-SENSE to adjust to computer's memory (16-64K) for maximum work space; Selectively print data at baud rates from 110 to 9600 * 54K of data storage with 64K disk system. 128 character ASCII keyboard * Automatic graphics mode * Word mode (word wrap) for unbroken words * Send & receive **Super "Color" Writer II, Database & Calc** files, ASCII files, Machine Language & BASIC programs * Set communications baud rate from 110 to 9600, Duplex: Half/Full/Echo, Word length: 5 6 7 or 8, Parity: Odd/Even or None, Stop Bits: 1-9 * Local linefeeds to screen * Save and load ASCII files, Machine Code & BASIC programs * Unique CLONE feature for copying any tape * Lower case masking * 10 Keystroke Multiplier (MACRO) buffers to perform repetitive pre-entry log-on tasks and send short messages * Programmable prompt or delay for send next line * Selectable character trapping * Files compatible with other Library programs.

ADDITIONAL DISK FEATURES: Works with up to four Disk Drives; Call a directory, Print free space, Kill disk files, Save with Automatic Verification and Load textfiles or BASIC programs; Save and Load KSM'S to the disk.

TAPE \$49.95 **ROMPAK \$59.95** **DISK \$69.95**

Operators Manual only \$10.00 (Refundable with purchase)
Previous **Super "Color" Terminal** owners call for upgrade policy.

NEW Super "Color" Database™

By Dan Nelson

This high speed machine language program including true lowercase displays fills all your information management needs, be they for your business or home. Inventory, accounts, mailing, lists, family histories, you name it, the **Super "Color" Database** will keep track of all your data.

The **Super "Color" Database** features MEMORY-SENSE to adjust to computer's memory (16-64K) for maximum work space. It is structured in a simple and easy to understand menu system with full prompting for easy operation. Your data is stored in records of your own design, each divided into as many fields as you need. All files are fully indexed for speed and efficiency. Full sort of records is provided for easy listing of names, figures, addresses, etc., in ascending or descending order. The math package performs arithmetic operations and updates other fields which is especially useful when used as an order entry and invoicing system. You can create reports, or lists for mailings, or whatever. Create files compatible with the **Super "Color" Writer II and Terminal**. Up to five different print formats are available, and control codes may be imbedded for customized printing.

AVAILABLE ON DISK ONLY \$79.95

Operators Manual only \$10.00 (Refundable with purchase)

For Orders ONLY Call Toll Free



1-800-328-2737



Customer service and product support call (612) 881-2777.
MAIL ORDERS: \$3 U.S. Shipping (\$4 CANADA, \$10 OVERSEAS)
Personal checks allow 3 weeks. **ORDERS SHIPPED SAME DAY!**

**Available at Dealers everywhere.
If your Dealer is out of stock ORDER DIRECT!**

If It's Not The 'F' Board How About The '285'?

By Mike Reilly

I was one of the early Color Computer owners. Well over a year and a half ago I had my 4K—1.0 Color Basic in my rev. D board and was perfectly happy. After all, I didn't have to worry about those old A, B, and C revisions. But bliss ended quickly. My first friend to get a machine told me, "When my screen comes up it says COLOR BASIC 1.1." Right there and then I should have known what Tandy had in store for me. Soon, most hardware types could tell you all about the "E" board, with the 32K RAM piggyback, or those strange "half-good 64K RAM chips." Then the full 64K modification appeared along with the five little jumpers, and with a few wires you could handle FLEX and much more. At that point we were ready for the long rumored "F" board. Around the end of last year the new board appeared in the TDP 100 and in November the TRS-80C got it. But . . . it's not the "F rev.," folks. The board layout is totally different. So what do we call this board? The old board number was 8709137-E and the new number is 8709285. How about the "285" board?

I'll explain what's different and what has changed.

There are no major design changes except for one very nice one: the ability to use the full 64K RAM mode. This needed some wiring and I.C. pin bending with the "E" board, but had been designed into the stock board. The 64K chips and just four jumpers are all that you need to access all the memory. You pull out the eight 16K chips, move the three jumpers in the memory area over to the 64K position, add a jumper to the lone 64K patch posts to the left of U17 and cut capacitors C58, C60, C62, C66, C68, C70, C72, and you're finished. That's what most figured might happen on the "F" rev. if we were lucky. My guess is that very soon we'll see the Extended BASIC 1.1 ROM that will allow us to use 64K for Radio Shack's BASIC. This way the Color Computer can easily compete with the Commodore 64. Now that makes sense, doesn't it?

Some of the changes to the layout are:

The power transformer has moved toward the keyboard, so the power supply section moved to the back.

The troublesome cassette motor relay has been changed from a reed type to a solenoid/hard contact type. You can hear quite a difference between the two. The reed gave a small ping; the new relay sounds very prominent. Just by turning the machine on you can hear if you have a new board. This will help you people with tape recorders other than Radio Shack, where the motor would not turn off because of a locked up relay due to that motor's current.

The door on the ROMpack port door might be supported by a very sturdy metal strap, not the upper half of the case. But from what I see, even that will be changed soon as an all plastic ROMpack door assembly is now appearing in new units.

The keyboard connector which used to be a short flat ribbon cable with two connectors was changed to a camera-type, clear, flat cable which is part of the keyboard. You can still disconnect the keyboard, but it's much more difficult to do. The keyboard itself is also totally different. It looks exactly the same as before, but now, inside there is a flat conductive rubber contact sheet which solves the sticky key problem many had. Lots of folks will rejoice over that.

The large RF shield has shrunk way down in size. It now only covers the memory chips and the 6883 SAM chip. It's tougher to remove, too. It's held in place by seven metal fingers that go through the board and are bent underneath. To remove it, you can reach under to straighten out most of the fingers, then slowly pull it off.

One of the two 6821 PIAs has been changed to a pin for pin compatible 6822 IIA which stands for Industrial Interface Adaptor. There's not much difference between the two, but the new chip is capable of higher drive levels and sensing with higher noise immunity, which is needed for the keyboard matrix decoder contact system for the new keyboard.

Another possible problem change is the whole schematic. Almost none of the designs have changed, but all the parts were physically moved, and worst of all, every part has a new location part number. This makes it extremely hard to find anything without the new renumbered schematic. Not to worry, because Tandy has them on the way. We'll be needing an update to the Color Computer Technical Manual before new owners get stuck with old schematics.

And last, I've noticed in the few new machines I looked into that there are some small "fixes" (floating parts soldered across other components, such as in the video output area) in various places in some Color Computers, and not in others, so get ready for the "285 rev. A." Here we go again!

Hyperion Software

presents

TRKBEST
The BEST 'Trek' game ever!!!
INTRUDER ALERT!
Can YOU outsmart the Robots???

=====

Both games with multiple levels, and
Realtime, Fast Action lowres graphics!
Each for only \$16.95

=====

-- The BEST in Adventures --
** THE NECROLOGUE TRILOGY **
A Three program Adventure!!!
All Three 16k programs.....
for only \$17.95

THE QUEST FOR THE STAFF OF LLORINAR
*** Book I Parts 1&2 ***
Both parts (2 16k programs) for 13.95
(Parts 3&4 coming soon!)

=====

All prices include P. & H. NY State
residents please add app. sales tax.
HYPERION SOFTWARE
P.O. Box 196
Lagrangeville, NY 12540

NEW for the Color Computer TRS-80
'COCOCASSETTE' SUBSCRIPTION SOFTWARE

*TRS-80 IS A TRADEMARK OF TANDY COMPANY



ENJOY A MONTHLY COLLECTION OF 8-10 PROGRAMS!
 Including games, education, home finance and more;
 on cassette for as low as **\$5.00** a month! Add some ac-
 tion and imagination to your Color Computer. . . Best of
 all, we do the work!

LOOK AT SOME OF THE LETTERS WE RECEIVED FROM OUR SUBSCRIBERS.

"I just thought I'd let you know that your cassettes arrive in good order, load just fine, and I really enjoy your programs!"
 MARION, OHIO

"I was extremely impressed by the first tape I received from you. The added extras are just super."
 WILLOW GROVE, PENNSYLVANIA

"Seldom do I ever write a fan letter. Usually if something is good, nothing is ever said. I just renew the subscription or buy the product instead. T&D is an exception. I subscribe to several cassette computer magazines. Yours is certainly the most creative. The covers are original and clever. The material covered is excellent!"
 PINE BLUFF, ARKANSAS

"I only entered a six-month trial but am already willing to extend my subscription!"
 COOLTEWAH, TENNESSEE

PRICES	
1 YR (12 ISSUES) . .	\$55.00
6 MO (6 ISSUES) . .	\$30.00
SINGLE COPIES . .	\$ 6.00

—MICHIGAN RESIDENTS: ADD 4% TO ORDER

—OVERSEAS: ADD \$10.00 TO SUBSCRIPTION AND \$1.00 TO SINGLE COPIES

616 396-7577

PROGRAMS ARE FOR
 EXTENDED BASIC
 MODEL ONLY. ISSUES
 ARE SENT FIRST CLASS.



SUBSCRIPTION SOFTWARE



**IMMEDIATE SHIPMENT!
 PERSONAL CHECKS WELCOMED!
 SEND CHECK OR MONEY ORDER TO:**



T & D SOFTWARE P.O. BOX 256-C • HOLLAND, MICH 49423

Kid Tested: Radio Shack Tutors Are A-OK

Tandy Corporation has introduced two vocabulary tutors for children ages 8-10 or grades three to five. *Words That Act* and *Words About Things* are written for CoCo using 4K (Hooray! Hooray!). These programs employ text, pictures and recorded speech to increase vocabulary skills. Questions and feedback response techniques are used to enhance user interest and provide a fun way to teach children without the use of "shoot-em-up" arcade type rewards for correct answers.

The programs are written in machine language, so *CLOADM* and *EXEC* are the appropriate commands for loading and running them. Also the recorder must be left ON, so that the voice-cued lesson can proceed. This is not a usual procedure for 4K programs and care should be taken in explaining this to the "I-can-do-it-myself" age group these tutors are geared for. The documentation suggests that the volume control of the CTR-80A recorder be set between "5" and "7," in order to load the program. We consistently received an I/O error at these settings. *Words That Act* finally loaded at "1" and *Words About Things* loaded at "3." The volume setting on the recorder then had to be readjusted so that the voice could be heard. In all fairness, the documentation does say that some minor adjustments may have to be made by turning the volume "a little higher or a little lower." Still, I was disappointed in the hit and miss way the proper setting had to be found for a program produced by Radio Shack, using our original Radio Shack equipment, which had been recently serviced.

Well, enough of the "adult" observations about these latest entries. The proof is in the pudding. My daughter,

Jenny, is eight years old and in the third grade. Having the opportunity to help in reviewing these programs, was a wonderful chance for her to invite her friends to "play" with our CoCo. She invited a cross section of children, aged 8 to 10, in third through fifth grade.

Judging from the way the children handled the programs, the age specifications were accurate. Of course, individual differences and abilities must always be considered. Most had no previous experience with a computer, except game playing using joysticks.

In each program the student works at his own pace, therefore having plenty of time to think out the answer. In both programs, a word is presented with a brief definition and an accompanying "picture." Then a question about its meaning is asked. The next question then reinforces the definition. At the end of the program, there are a few review questions. *Words That Act* contains 45 questions and *Words About Things* has 39. Both lessons took between 15 and 20 minutes to complete.

I was glad to see adequate reinforcement for correct answers, as the voice indicates modest praise. Wrong answers are indicated by a short beep tone, followed by a new screen giving a verbal "hint." In fact, in most cases, the hint is the answer. The screen then returns to the original and the question is asked again. Most questions are multiple choice, with some requiring a fill-in answer. The older children and those who were more computer literate enjoyed the challenge of the latter. Both tutors involve reading and listening skills and a score at the end was welcomed by the children. It was evident that each child felt pride in doing well. The boys were less impressed with the activity than the girls. However, all said they really enjoyed doing them and would do both repeatedly if they had the opportunity. All the students expressed a desire to have programs like these in their schools.

Words That Act and *Words About Things* are a good step in the right direction for educational software.

As an educator, I would like to have had more thought put into the choice of words used. It seems that the words chosen were done so without a theme or common denominator within the programs. Also, many of the children expressed their confusion concerning the low resolution graphics. They said that sometimes they concentrated more on trying to figure out what the picture was and missed the verbal explanation of the word. Most frustrating for the children was that, in multiple choice questions, if a key other than the ones needed to answer the question was pressed, it was considered a wrong answer. For example, if the procedure was to choose answer 1, 2 or 3 and the child inadvertently keyed 4 or spacebar, etc., the answer was incorrect. Once they adjusted to this, they were more cautious. These things concerned me as an adult. However, all of these proved to be minor inconveniences to the children. The result was that the children, for whom these programs were written, were very impressed and they really liked doing them, while learning in the process. This teacher gives Radio Shack an "A-" on this report card; there's always room for improvement, but these two are near the top of the class.

(Radio Shack, Nationwide, *Words About Things* (Vocabulary Tutor 1) is Cat. No. 26-2568. *Words That Act* (Vocabulary Tutor 2) is Cat. No. 26-2569. Each is \$8.95 on cassette)

—Stephanie Snyder

Now a LOGO for the
COLOR COMPUTER


TINY TURTLE

TINY TURTLE is an affordable, fully compatible LOGO language with high resolution turtle graphics, music, fast processor operation, and storing and retrieval of user procedures. TINY TURTLE comes complete with soft-copy reference user manual.

32K/EXTD BASIC/CASSETTE	\$39.95
HARD-COPY MANUAL	\$4.95
SDS COMPUTERS	BOGOTA, N.J.
POB 450	07603
N.J. ADD 5% TAX	

THE STEREO COMPOSER

**NEW
PRODUCT!**



The **STEREO COMPOSER** music synthesizer was developed for the true music lover. All the features available for the **COMPOSER** described below are also available for the **STEREO COMPOSER**. However, instead of using the single 6 bit digital to analog converter built into the computer and the speaker built into your TV, the **STEREO COMPOSER** uses two 8 bit digital to analog converters which drive two audio power amplifiers. These amplifiers supply enough audio power to easily drive your own external speakers. If you like, the output may be connected to your home stereo system to further increase fidelity. Connection is provided by two phono connectors. If the music is too loud, two built-in volume controls are provided to allow you to control the volume of each of the channels separately. The advantage of being able to use external high quality speakers is obvious. The use of higher quality digital to analog converters serves to further increase music fidelity.

The **STEREO COMPOSER** produces music in stereo. Of the 4 voices produced, 2 are directed to each channel. This ability alone increases the realism of the music. You can even move the voices between speakers as the music plays.

The **STEREO COMPOSER** comes assembled, tested, burned in, with all the software and hardware to allow you to immediately start enjoying your music. A complete manual and examples are provided to give you everything you need to know.

The **STEREO COMPOSER** is completely memory decoded so it does not conflict with the Radio Shack disk controller. In this way, disk owners with an expansion interface such as the BT-1000 by Basic Technology can produce music from disk with the **STEREO COMPOSER** in one slot and the disk controller in another. In fact, you can even have **THE VOICE** in another slot without any fears that there will be memory conflicts.

Requires Extended BASIC and Minimum of 16K
Specify Cassette or Disk

STEREO COMPOSER (Hardware and Software)\$119.95



THE COMPOSER



The **COMPOSER** is a 4 voice music compiler which easily allows one to develop high quality music. Each voice is programmed separately. In addition, each voice uses its own waveshape table which means a unique sound for each of the 4 voices.

The **COMPOSER** features a 7 octave range. It supports dotted and double dotted notes as well as eighth, quarter, and standard triplet notes. Sixteenth and thirty second notes are also supported.

The **COMPOSER** allows the music to be played at any tempo and in any key. And believe it or not, the tempo and key can be modified as the music plays. This gives the user tremendous versatility in developing music. Key modification also allows the user to move the music up or down one or more octaves.

The **COMPOSER** displays a constantly changing random kaleidoscope pattern as the music plays. In addition, the number of the note being played is displayed which aids one in finding sour notes during music development. Both of these displays can be disabled to allow any screen to be displayed while the music is playing. In this way, one can show the words to a song or display a picture as the music plays.

The **COMPOSER** develops a machine language position independent subroutine that can be Saved, Loaded, and Executed independent of all other software. This means that you can share your music with friends. In fact, you can write your own BASIC programs that call and play the music. Software vendors may include the music in their own product.


The **COMPOSER** is menu driven making it extremely easy and friendly to use and operate. A thick operating manual is also provided. Many examples are given to aid the user in getting started. All you need is provided, no additional hardware is necessary. Don't let the price fool you, the **COMPOSER** has got to be heard to be appreciated.

Requires Extended BASIC and Minimum of 16K

CASSETTE VERSION\$24.95
DISK VERSION (32K)\$29.95

THE VOICE

**NEW
PRODUCT!**



SPEECH SYSTEMS got its start providing high quality speech synthesizers for SS-50 bus computers. We are now proud to announce the same high quality product for the Color Computer and TDP-100.

THE VOICE should not be mistaken with software speech synthesizers which require the computer to do all the work in producing speech.

THE VOICE uses a special large scale integrated circuit, the SC-01 by VOTRAX, to reproduce any one of 64 phonemes at 4 inflections. Phonemes are basic units of speech which allow one to reproduce any word in English as well as many other languages.

THE VOICE has two outputs. Speech may be heard through the user's TV speaker, or the built-in audio power amplifier may be connected to your own external speaker. A phono connector is provided for this purpose and if the volume is too high, a built-in volume control may be used to adjust it to the proper level.

THE VOICE comes assembled, tested, burned in, with all the necessary hardware and software. A complete manual with many examples are provided to get you started in developing your own BASIC or machine language programs to use speech.

THE VOICE is completely memory decoded so it does not conflict with the Radio Shack disk controller. In this way, disk owners with an expansion interface such as the BT-1000 by Basic Technology can produce speech from disk with **THE VOICE** in one slot and the disk controller in another. In fact, you can even have the **STEREO COMPOSER** in another slot without any fears that there will be memory conflicts.

We are trying to develop a library of software for **THE VOICE**. Toward this end, we will be offering substantial royalties to software authors for their work.

Requires Extended BASIC and Minimum of 16K
Specify Cassette or Disk

THE VOICE (Hardware and Software)\$179.95

HOW TO ORDER

We accept CASH, CHECK, COD, VISA, and MASTER CARD orders.

Shipping and handling for all products in the continental US and Canada\$2.00

Shipping and handling for all products outside the continental US and Canada\$5.00

COD charge (requires cash, certified check, or money order)\$2.00

Illinois residents purchasing the STEREO COMPOSER or THE VOICE please add 5 1/4% sales tax.

Dealer Inquiries Invited

SPECIALISTS IN SYNTHESIZERS
FOR THE COLOR COMPUTER AND TDP-100.

Speech Systems

**38W255 DEERPATH ROAD
BATAVIA, ILLINOIS 60510**

(312) 879-6880

CALL ANY DAY, ANYTIME TO ORDER. YOU MAY ALSO ORDER BY MAIL.



Got a Program? Get a Market!

By Tom Nelson


Springtime! The creative spirit, welcome or not, has invaded our bodies. It's time to get the lead out and make that great idea into a best-selling program. To those of you with that affliction, I offer a discussion of considerations for making that program a block-buster. My approach this month will not be so much legal as it will be a mixture of common sense and experience.

Programs, programs, programs. There are many kinds of programs you can write and, maybe, sell. Before writing, however, you must first carefully research to determine what you should write. After all, there are some things that just won't sell.

So where do you start researching? You start with the computer for which you intend to write. You have to find out a number of things about the computer: How many are there on the market; how many will there be; and, how long will this computer be "viable," i.e., how many years will it be around? You must also assess the technological status of the computer. Is it old technology, or is it at the razor's edge? Do its features, including display, memory capacity and hardware expandability, meet the developing consumer needs and tastes, compared to those offered by other equivalent computers? None of these questions is easy to answer, but you at least have to make an educated guess and then compare your findings with the features of other competing computers.

You next have to consider the market structure of the software industry associated with the computer. This includes the number and nature of the hardware and software houses, the software and hardware distribution network, and the packaging and pricing structure of the market. These considerations are very important since they control the number of units you can expect to sell and the price that you can command.

Let's look at the Color Computer in light of these essentially marketing questions. I don't know the number of units sold or to be sold, or the projected life span of the Color Computer. The TDP-100 is just now beginning to be distributed, as is the Dragon-32 and the Sampo, a Japanese version. Also, it should be noted that Apple (tm) computers of 1978 vintage are still alive and well. As to the relative quality of the Color Computer, we all know that the Color Computer is an excellent computer, or we wouldn't own one, right? Still, the prospective software author must objectively compare its features to those of other similar computers in light of both what they can really do and in light of



(The information given in this article is not legal advice. If you have legal questions you should see competent legal counsel.)

COLOR COMPUTER/TDP-100*
SUPER-PRO
REPLACEMENT KEYBOARD KIT



*Computers produced after approximately October, 1982 require an additional keyboard plug adapter—please add \$4.95.

- Affordable Price—**Only \$69.95.**
- A **must have** for all serious computerists.
- Highest quality—U.S. made.
- Direct replacement—same key layout
- Professional appearance and operation.
- Fast, simple installation.
- Complete instructions included.
- In stock now.

AT YOUR FAVORITE DEALER OR DIRECT FROM

MD

Mark Data Products

24001 ALICIA PKWY., NO. 226, MISSION VIEJO, CA 92691 • (714) 768-1551

We pay shipping on all orders in the continental U.S. and Canada. Overseas add \$5.00 for shipping and handling. Foreign orders please remit U.S. funds. California residents, please add 6% sales tax. We accept MasterCard and VISA. We are always looking for quality machine language programs. Contact us for details.

what the machines are perceived by the public as being able to do. How much memory will be a minimum requirement in the future, especially as people demand more and more "user friendly" programs which take more and more memory? What will be the future of bit-mapped graphics which also requires memory and a fast microprocessor to process the screen so that it is updated to a tolerable speed? What degree of resolution and sound will be expected by the consumer? These and many other questions must be a part of your objective analysis.

The distribution network is also well worth considering. The Color Computer presently is sold primarily through Radio Shack stores, although the TDP-100 and the Dragon-32 are being sold in other outlets. Until very recently, Radio Shack stores were not allowed to sell or recommend software from outside authors, nor were outside vendors allowed to sell Radio Shack computers. Tandy has recently opened somewhat its software marketing policies, soliciting submissions from independent developers to judge whether it will allow the software to be recommended to Radio Shack customers. These programs will not be marketed by Radio Shack; Radio Shack merely allows them to be recommended to customers. Of course Tandy, like all software houses, will always give submissions consideration for potential license or purchase. Thus, if you feel that your program is what they're looking for, don't hesitate to submit the program for purchase, license or recommendation.

If Radio Shack will not distribute your program, how do you get it sold? Outside of the Radio Shack outlets, a distri-

bution network is growing somewhat because of the TDP-100 and the Dragon-32. Software houses are increasing in number and distributors are slowly beginning to become interested in the Color Computer. Still, this distribution network is very immature compared to that of other computers. Do not go into the effort required to create a program without considering how it will be marketed and how many people can be reached through the distribution network.

Closely related to the question of the technological status of the computer is the question of the programming language the computer uses. Before going on with this discussion, I must say the obvious. To be salable, most kinds of programs will have to be written in machine language. This is primarily mandated by two things: memory and speed. Machine language is much, much faster than the alternative for the Color Computer, BASIC. Also, machine language programs take up a fraction of the memory used by BASIC. The Color Computer currently comes in two models, a 16K and a 32K. (64K is also available with some modifications to the other computers, and Tandy must surely be working on a 64K model by now.) Since many people own 16K machines, to sell well, programs must be workable in 16K machines. These memory constraints absolutely require that machine language be used for programs of any great size or complexity. There are also the considerations of program protection, flexibility and total control of the system. Thus, only very limited applications allow the use of BASIC. In reality, the customer also expects the speed and quality associated with machine language programs.

Marymae INDUSTRIES, INC.

In Texas, Orders,
Questions & Answers
1-713-392-0747

22511 Katy Freeway
Katy (Houston), Texas 77450

To Order
1-800-231-3680
800-231-3681

SAVE BIG DOLLARS ON ALL TRS-80® HARDWARE & SOFTWARE

TRS-80® by Radio Shack. Brand new in cartons delivered. Save state sales tax. Texas residents, add only 5% sales tax. Open Mon. - Fri., 9 - 6, Sat., 9 - 1. We pay freight and insurance. Come by and see us. Call us for a reference in or near your city. Ref: Farmers State Bank, Brookshire, Texas.

WE OFFER ON REQUEST


Federal Express (overnight delivery)

Houston Intercontinental Airport
Delivery, Same Day Service

U.P.S. BLUE—Every Day

References from people who have
bought computers from us probably
in your city. We have thousands
of satisfied customers. WE WILL
NOT BE UNDERSOLD!

ED McMANUS



In stock TRS-80 Model
II and III

No Tax on Out of Texas Shipments!

Save
10% 15%
OR MORE

Reserve your Model 16 Today!

TELEX: 77-4132 (FLEXS HOU)

WE ALWAYS OFFER

- We accept MasterCard, Visa and American Express cards
- We use Direct Freight lines. No long waits
- We always pay the freight and insurance
- Toll free order number
- Our capability to go to the giant TRS-80® Computer warehouse 5 hours away, in Ft. Worth, Texas, to keep you in stock.

® TRS-80 is a Registered Trademark of Tandy Corp.

JOE McMANUS



The Color Computer uses 6809 machine language (assembly language). You must consider the value of learning 6809 assembly language, and the routines particular to the input and output specifications of the Color Computer, versus the assembly languages and routines of competing computers. What languages are similar? You also must consider the feasibility of transferring your programs to other computers to broaden your customer base. How many "popular" 6809 computers are there, and what are the similarities of their configurations, versus, say, machines based

over the 6502 because of its greater flexibility. Although this is a good reason to choose to program a 6809 over a 6502 for your personal use and pleasure, it should not be a limitation on your choice of computer. For example, perhaps the Z8000 chip is the easiest and "funnest" chip to program ever. I really don't know if it is or isn't—but how many machines are there with the Z8000 chip? Your new word processor written in Z8000 may not sell more than a handful. You must be flexible if you are going to make the right choice.

"To be salable, most kinds of programs will have to be written in machine language. This is primarily mandated by two things: memory and speed."

Once you have decided on your computer, you have to decide on the type of program to create and how exactly to create it. Of course, the type of computer you have chosen will dictate to some extent the kind of program you will develop. Some computers are primarily "game" machines.

on the 6502 or 8086? Since you now own a Color Computer, you probably are aware of the number of machines based on the 6809 chip. You should assess the transferability of your program and the breadth of your potential customer base.

The language to use has already been discussed. Of course, you also must choose the right type of program to create. This is done by carefully assessing the market before taking the plunge. You must look at what is already available, generally and specifically, and, most importantly, what do your potential customers really want.

Many programmers become tied to a particular kind of microprocessor, and there are good reasons for this. Most assembly language programmers prefer to program the 6809

This last question is very important. All programmers get caught up to some extent, after a while, programming what they themselves like or feel is important, as limited by the constraints of the machines. This is a very logical way to develop programs for yourself, but the public is not, and cannot be, so limited in its expectations. Your buyer will not, nor should he or she, understand the limitations or special capabilities of the computer; he or she usually will

PRISM[®]



ARCADE GAMES

Dealer inquiries welcome
Quality color computer software
All Software on tape only
All games require 16 K except where noted

★ By Spectral Associates ★

GHOST GOBBLER	\$26.95	ROBOT BATTLE	\$26.95
ALCATRAZ II	\$11.95	PLANET INVASION	\$26.95
GALAX ATTAX	\$26.95	COSMIC INVADERS	\$26.95
SPACE WAR	\$26.95	SPACE RACE	\$26.95
KEYS OF THE WIZARD	\$23.95	DEFENSE	\$26.95

★ By Mark Data Products ★

BLACK SANCTUM	\$28.95	ASTRO-BLAST	\$30.95
CAVE HUNTER	\$28.95	CALIXTO ISLAND	\$28.95
BERSERK	\$30.95	SPACE RAIDERS	\$30.95

★ By Computerware ★

COLOR PAC ATTACK	\$30.95	STARSHIP	
DOODLEBUG	\$30.95	CHAMELEON	\$30.95
RAIL RUNNER	\$30.95	STORM	\$30.95

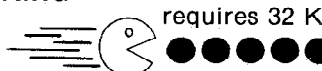


★ By Intracolor ★

COLORPEDE	\$35.95
-----------	---------

★ By Tom Mix Software ★

DONKEY KING	\$30.95
-------------	---------



requires 32 K

Prism Software

CHOPPER RESCUE	(Extended BASIC)	\$13.95
LAS VEGAS	(Extended BASIC)	\$11.95
THE ALIEN		\$13.95

RAIDERS "By Prism Software" In this adventure you must deal with voodoo curses, alligators, ancient traps and hostile natives. This adventure begins in the confusion of a large city and ends (maybe too soon if you're not careful) in a dangerous, dense jungle in South America.
(Extended BASIC) \$16.95



Prism Software

779 Queen St.,
Box 1360, Kincardine,
Ontario, Canada. N0G 2G0
Tel: (519) 396-8224

Add 5% for shipping
No C.O.D.
VISA or Mastercard accepted
Ontario residents add 7% sales tax.

Please allow
2-3 weeks for delivery

not be deeply schooled in the subtleties of the area covered by the program. What the purchaser has are legitimate expectations of what a product should be, expectations often created by playing dedicated arcade games or working with other larger computers. These expectations, however, based on more powerful computers or dedicated game machines, cannot be ignored. The programmer who creates the greatest program of its kind in the world, making use of every capability of the Color Computer to the fullest, but without finding out and implementing the features that the consumer feels are important is likely to lose to the less meticulous programmer who has determined the customer's wants and actual needs and adequately responded to them. This point cannot be overemphasized.

As to particular kinds of programs to develop, you must first assess what kinds of programs you like to write, and have sufficient experience to write. If you have trouble filling out your own tax returns, and hate every minute of it, a tax preparation program is not for you. Within this framework, you must assess the marketability of particular types of programs. Should you create another *Donkey*

“All programmers get caught up to some extent, after a while, programming what they themselves like or feel is important, as limited by the constraints of the machines. This is a very logical way to develop programs for yourself, but the public is not, and cannot be, so limited in its expectation.”

Kong? Aside from the copyright violation problems, what of the market. How many kong-alikes are there, and what chance have you got of convincing a dealer to sell yours rather than that which his or her customers are asking for? Of course, if you avoid “knocking off” a game or other program, you have to assess the likelihood that you can sell it to a possibly saturated public. You still have to compete with the kong-alikes and the pac-alikes for the purchaser's dollar for games, for instance. Still, we're all waiting for more and better utilities and games. Software is always getting better, and the new blood and ideas are what will make it so.

If you have decided to develop a game, great! Games are always an area for rewards. There's also the chance that you will hit it big. There are several things you must consider in developing a game. First, games are low ticket items with very high marketing costs. They cannot be sold for a lot of money, but it costs quite a bit to sell them. Therefore, if your program proves to be a small seller, the profits will be very small. Moreover, games, although good sellers all year round, sell best just before and after Christmas. Thus, you may want to time the introduction of your program just before the Christmas season rather than in April. Another aspect is that games are more and more a fad item. A few nationally advertised games are of interest and the others

have a hard time competing. The temptation to “knock off” a copy of a nationally popular game is great, and frequently succumbed to, with obvious potential legal consequences. Even if you choose to create a new game, the games played in arcades have set the standard for quality and consumer expectations. You must, therefore, do a real quality job on your game so that your customer's expectations are satisfied. Even with all this, games can be very profitable and can be very fun to write, so good luck.

Utilities, such as word processors, on the other hand, do not sell like games since purchasers usually must have peripherals such as a printer and maybe a disk drive to use them. Many, maybe most, Color Computer owners do not fall into this category. Moreover, utilities sell best if part of a package of compatible software. You might therefore consider looking for a niche in the utility market not satisfied by other software authors. Still, good quality utilities of all kinds are always needed and welcomed by the consumer.

Once you have decided on what kind of program you wish to create, you have to decide how you are going to market it. This will strongly influence how you will write the program. Up until now, the assumption has been that you will be sending the program off to some software house so they can assume the marketing costs and you can reap the royalties. Don't forget that you can also market the program yourself and join the ranks of software houses. Welcome to the crowd. Self-marketing brings its own problems which, although not discussed here, must be dealt with.

In whatever manner you intend to market your program, be prepared for work, hard work. Contrary to popular belief, programming is extremely hard and complicated, especially the final 10 percent of the program. The concept and initial programming can be relatively easy. It is the finishing touches which are time consuming and frustrating. Many of us have several “almost done” programs laying around which we will “get to real soon.” The truth is that the work to finish, really finish, these programs, is what takes stamina. Once you think you are done, you must let novices try out your program and criticize it. Your “done” program soon develops bugs only the new user could find. Moreover, some of the criticisms are more substantial, such as that game that you have been slaving over for the last six months is *boring to play!* Now what do you do? You should always plan in this kind of revision. And those bugs must be fixed. Sure, you can get used to this glitch or that bug, but the purchaser shouldn't have to. Bugs, like cockroaches, will never be eliminated from the face of this earth, but if your program has too many, your customer will get the itch to go elsewhere, and a software house will look askance. As best, the sale of your program will be delayed because you failed to do the whole job. Therefore, you have to be a very harsh critic of your own work, a perfectionist. It's either you kicking yourself or your customers doing it for you, over and over and over.

These are some of the basics you must consider when developing your software. I hope that this discussion has provided some food for thought. Your work is cut out for you, but properly planned, you will reap the rewards of hard work and success.

In my next column, I will discuss the submission of software to a software house from a practical and legal standpoint. Until then, good luck with your programming.





Micronix Proudly Introduces Our New *Premium Keyboard* for your Color Computer

All the features of our popular Professional Keyboard:

- * No gluing, soldering, or cutting—plugs right in
- * Four function keys complete the matrix
- * High quality construction assures years of trouble-free operation
- * Complete documentation included

PLUS these exciting new features:

- * Attractive low profile
- * Extended Radio Shack layout
- * Silk-smooth feel—
uses ALPS keyswitches

Our Versakey software enhances the keyboard's utility

- * Auto-repeat, n-key rollover and type-ahead
- * F1 becomes DEFINE,
F4 becomes CTRL
- * May define up to 128 keys (including their SHIFT, CTRL, and SHIFT-CTRL combinations) as strings of up to 80 characters each.

- * Supplied on cassette, may be copied to disk

"Have Josie ship yours today!"

The Premium Keyboard	\$89.95
The Professional Keyboard	\$69.95
Versakey software	\$9.95

Both keyboards carry a 90-day limited warranty.

Please specify your computer's PC board type if known. Otherwise, specify the complete catalog number and serial number.

Micronix Systems Corporation

7 Gibraltar Square
St. Charles, MO 63301
(314) 441-1694

Terms: Prepaid check or money order, Mastercard or Visa.
Shipping Charges: U.S. \$2.00, Canada \$5.00, COD \$3.50 (No COD's to Canada).

INSIMB: Helpful ML Programming Tool

Computer hobbyists tend to be almost fanatical about their machines. Color Computer owners are no exception. Most of us have seen or participated in rather heated discussions that revolve around the 6809 microprocessor being superior to a Z-80 or 6502. Without a doubt, the best way to win an argument of this nature is to develop a real appreciation of how the CoCo works and how its 6809 brain thinks. To do this requires an understanding of the microprocessors' native language—machine code.

In learning machine language, there are several programming tools which are helpful and sometimes absolutely necessary. These tools are not built into the Color Computer but must be added in the form of software.

INSIMB is one of these tools which can be used to learn the operation of the 6809. *INSIMB* is described as a "machine code instruction simulator." It is used to write and debug hexadecimal machine code programs.

C.C. Calc \$25

Our own Electronic Spreadsheet for the Color Computer is a very sophisticated but easy to use planning tool. "Impressive... just right for the casual user... a real worksaver..." (Rainbow, Feb'83). 32K Cas. or Disk.

C.C. File \$7

A nifty little data base package with lots of uses. "My favorite electronic notebook" (Scott Norman, 80 Micro April'83) and just \$7 for both Cassette and Disk.

C.C. Writer \$30

"Simple and straightforward to use" (Color Computer Magazine, April'83) but includes right justification, global commands, file chaining, multiple copies, etc. Works with any printer. 16-32K Cas, 32K Disk.

C.C. Mailer \$20

Mailing list data base for CoCo and any printer. 4 Star Rating (80 Micro, Jan'83). From 90 to over 1000 records depending on your system. The C.C.Merger option merges Name and Address with C.C.Writer letters. Up to 4 line Address. Disk or Cassette. With C.C.Merger-\$25

TransTek
194 Lockwood

Bloomington, IL 60108

INSIMB allows the following primary functions:

M — Memory examine and change. This allows you to examine and change the hex code stored in memory. The machine language program being examined is either read into the computer before executing *INSIMB* or is entered one instruction at a time in hex code using this command.

D — Disassemble code. This is a mini-disassembler which decodes the hex numbers stored in memory into the microprocessor command code mnemonics.

R/C - Display the contents of the simulated 6809 registers. Allows you to change the registers.

P — Allows protection of a portion of memory so that it cannot be accidentally written to or executed by the simulator.

S/G/J — Single step(S) or continuously (G) simulate execution of a specified amount of code. With the "J" option the value in each of the 6809 registers are displayed after each program step. This is the heart of the program. Combined with the allowed "breakpoints" you can examine in detail the execution of machine code. This is useful in learning how the code works as well as trying to debug a program.

An additional feature allows the output of the disassembler or simulation to go to either the screen or the printer.

Although this program is referred to as an "instruction simulator," it provides most of the functions commonly found in a monitor. The disassembler and the ability to single step through the execution of a program are not always found in a typical monitor. There are a few shortcomings as well, the most obvious is the inability to load and save code from within the program. This requires you to hit the reset button to go to BASIC in order to save or load a routine. Also, the simulation of a program is very slow. To give you a feel for it's speed (or lack of), a short routine to clear the screen by loading &H8E into the text screen addresses is instantaneous (i.e., less than one second) if executed as a normal ML routine. The same routine simulated using the "G" option takes about four minutes.

INSIMB is a relocatable machine language utility which requires a Color Computer with at least 16K. It works with disk or tape. *INSIMB* normally loads at &H0600, you need to offset load it by &H1000 when using disk. It uses about 8K memory—this is a lot considering that a 'typical' monitor often uses less than 2K. The documentation which comes with this program is quite marginal. It describes each of the functions provided, but could spend more time with a general overview. In fact, given a better description I may have gotten a warmer feeling for the advantages of an instruction simulator over a monitor/debugger.

The bottom line here is that the very detailed examination of machine language program execution and the level of debugging achieved by *INSIMB* trade off against its slow speed and large memory requirements. If you already own a monitor/debugger, this program may not contribute much additional utility. If you're thinking about learning machine language, this may be the place to start, but be aware that with this program you write hex code directly, and not the wordlike mnemonics used with an assembler.

(B.C. Engineering, P.O. Box 768, Manchester MI 63011, \$39.95)

—Thomas Szlucha

A WORD FROM THE SPONSOR

Number five in these chats, and it is still too early to judge the results in our *Name the Column* contest. But I have received some excellent entries, and will have the winner next month. Stay tuned.

At this point, I'd like to thank a few more magazines for giving our products great reviews in the past few months — in March, *Color Computer News* reviewed NEWTALK and *Rainbow* reviewed REMOTERM, while in April 80 *Micro* reviewed STAR-DOS. They all loved them . . . naturally.

This month I thought you might be interested in some of my cassette procedures.

While a number of outfits make leaderless computer cassettes, I distrust them. From my audio days, I know that the beginning and end of a reel-to-reel or cassette tape tend to get crinkled and develop dropouts. This can destroy a program copy, and so I wouldn't use the beginning of a leaderless tape anyway. In that case, why pay extra for leaderless tape when you don't use it?

Instead, I buy 10-minute C-10 cassettes. These cassettes are available from a variety of sources, and cost about 50 to 80 cents each. I prefer to use one cassette per program, rather than put many programs on one tape and then have to search for them.

All of these tapes have a leader, and so when you use them you must be careful not to record your program on the leader instead of the tape. Using fast forward to get past the leader may leave a bit of an old program on the tape just before the new one, and CoCo will have trouble separating them. Instead, my method is to do the following: First, make sure the tape is fully rewound. Then place the recorder in RECORD, and type the command MOTOR ON on the computer. This starts the recorder motor, so that you are recording although the computer is not yet writing anything to tape. This erases the beginning of the tape. In the meantime, type your CSAVE or CSAVEM command, but do not hit ENTER until you see that the tape is well past the leader. I usually give it about ten seconds before typing ENTER. This procedure not only makes sure that I get past the leader, but also guarantees that there is blank space before the program to make reading it easier. Works every time.

For the disk users among you, I would like to announce two new products: STAR-DOS 64 and STAR FLEX. Both are disk operating systems for 64K computers. STAR FLEX is the famous FLEX system by Technical Systems Consultants, adapted for the CoCo, while STAR-DOS 64 is our own STAR-DOS, but modified for 64K computers. Both come with high resolution screens and have many features for the more advanced disk user. STAR FLEX is, of course, compatible with the large amount of software developed over the years for FLEX systems. STAR-DOS 64 will also run much of that software, but its big advantage (besides the fact that it is cheaper) is that its disk format is the same as Radio Shack's.

If you do not have a 64K system, then by all means consider the original STAR-DOS. The upgrade from STAR-DOS to STAR-DOS 64 is just the price difference between the two, so you can upgrade at any time. (But before getting any DOS for your CoCo, read our February advertisement!)

That's it for this month. Until June, just remember: *On a Clear Disk, You Can Seek Forever.*

Peter Stark

SPELL 'N FIX

Regardless of whose text processor you use, let SPELL 'N FIX find and fix your spelling and typing mistakes. It reads text faster than you can, and spots and corrects errors even experienced proofreaders miss. It is compatible with all Color Computer text processors. \$69.29 in the Radio Shack disk or cassette versions; \$89.29 in the Flex version. (20,000 word dictionary is standard; optional 75,000 word Super Dictionary costs \$50 additional.)

HUMBUG — THE SUPER MONITOR

A complete monitor and debugging system which lets you input programs and data into memory, list memory contents, insert multiple breakpoints, single-step, test, checksum, and compare memory contents, find data in memory, start and stop programs, upload and download, save to tape, connect the Color Computer to a terminal, printer, or remote computer, and more. HUMBUG on disk or cassette costs just \$39.95, special 64K version for FLEX or STAR-DOS 64 costs \$49.95.

STAR-DOS

A Disk Operating System specially designed for the Color Computer, STAR-DOS is fully compatible with your present Color Computer disk format — it reads disks written by Extended Disk Basic and vice versa. STAR-DOS for 16K or 32K systems costs \$49.90; STAR-DOS 64 for 64K systems costs \$74.90.

STAR FLEX

The best implementation of FLEX for the Color Computer. Complete with all utilities, text editor, macro assembler, and HUMBUG debug monitor, \$250.00.

ALL IN ONE — Editor Etc.

Three programs in one — a full function Editor, a Text Processor and a Mailing List/Label program. All this for just \$50. Requires STAR-DOS and 32K, or STAR-DOS 64, or FLEX, specify which.

DBLS for Data Bases

DBLS stands for Data Base Lookup System. A super-fast system for searching for a selected record in a sequential disk file. Supplied with SPELL 'N FIX's 20,000 word dictionary as a sample data file — lets you look up the spelling of any word in under FOUR seconds. Priced at \$29.95. Requires STAR-DOS.

CHECK 'N TAX

Home accounting package combines checkbook maintenance and income tax data collection. Written in Basic for either RS Disk or Flex, \$50.

REMOTERM

REMOTERM — makes your CoCo into a host computer, operated from a remote terminal. \$19.95.

NEWTALK

NEWTALK — a memory examine utility for machine language programmers which reads out memory contents through the TV set speaker. \$20.

SHRINK

SHRINK — our version of Eliza, in machine language and extremely fast. \$15.

EDUCATIONAL SOFTWARE


Introduction to Numerical Methods — college level course on computer math, \$75.00.

We accept cash, check, COD, Visa, or Master Card. NY State residents please add appropriate sales tax.


STAR-KITS

P.O. BOX 209 — R
MT. KISCO, N.Y. 10549
(914) 241-0287

CPP Does It With Style (And In Color, Too)



Being the adventurous type, I decided to buy the Radio Shack Color Graphics Printer as soon as I could get my hands on one. It seemed to me, at the time, to be a logical extension of the capabilities of my CoCo. After all, if my computer could produce nice colorful displays, why shouldn't my printer be able to do the same thing? Maybe I haven't been trying hard enough, but I have yet to get my CGP-115 to produce anything other than cute drawings and colorful listings. Every time I thought that I would sell it, I always figured that I would eventually teach myself how



exactly to program it. The other day, a review assignment arrived from *the Rainbow*. Now I'm glad I kept it.

Color Picture Plotter, CPP for short, is a utility program designed to produce color pictures on the CGP-115 plotter. Aside from the obvious, it also has several additional features that provide flexibility in deciding how the pictures should be produced.

CPP is written in BASIC with machine language sub-routines. It uses the Auto Run loader (by Sugar Software), and is therefore started with a *CLOADM*. It will produce a three-color picture from a Pmode 3 screen, and it is recommended to use color set 1 for best results. In order to accommodate the full screen, the picture is drawn lengthwise by rotating the screen image 90 degrees to the left. Drawing is done one color at a time, and it is sort of like watching a Polaroid picture develop. The time it takes to print a picture varies considerably. A simple picture, with only two colors, can be printed in 10-15 minutes. A more complex one, with three colors (not counting the background color), can take an hour or more.

The first thing that *CPP* asks is whether you have a tape or a disk system. It then asks if you would like to print alternate lines. This allows you to choose a high density picture, with each horizontal line plotted twice, or a low density picture, with every other line plotted once. Although the high density mode produced the best results, I found the low density mode to be very good, and used it most of the time because of the additional time required in the high density mode.

Another nice feature of *CPP* is the ability to make up to nine copies of your picture if it is already in memory. The way you do this is to first run your program, Break it, and then run *CPP*. You can also load a picture in from tape. If you select this option, you are asked how many files are to be printed. Using this feature, you can save several pictures to tape, and then print them one right after the other. Due to the printing speed of the CGP-115, you can enjoy a nice night out on the town while printing your collection of ten or so pictures.

CPP is a great utility that is not only unique, but very easy to use. The documentation explains everything you need to know in order to run it, except for how to save your pictures to tape. It also comes with a sample picture of the American flag, so you can check it out as soon as you load it. If you own a CGP-115 plotter, and would like to add some color to your life, make out your check now and run straight to the Post Office. Also, while you are out, don't forget to pick up some new pens for your plotter. You will need them.

(All-American Ultralight Industries, 1144 Kingston Lane, Ventura, CA 93001, \$14.95 on tape)

—Gerry Schechter

FLY AN F-16!

Very Realistic
Instrument Flight


Fully Instrumented
Beginner or Expert

32K cassette \$19.95 disk \$21.95

KRT Software

(813)-321-2040

P.O. Box 41395 • St. Petersburg, FL 33743





NEW for your COLOR COMPUTER

Switchable Expansion Is Here

CoCo HAS A COMPANION!!

GOOD NEWS Switch over to more versatility with the new BT-2000 COMPANION. Save CoCo's connector with the best COMPANION it will ever have.


- Load 5 cartridges into the COMPANION and avoid the hassles while enjoying the benefits of push-button selection.
- Push a Button or select from your keyboard to turn on one of your 5 selections. Handy indicator lights let you know at a glance which cartridge is connected.
- No More Turn-Offs. Just switch to the next cartridge in your COMPANION. Push a button to Restart without turning off the power.
- Plug-in. Fill one to five slots for flexible programming, game playing or both. Choose ROM Packs, serial ports, parallel ports, or disk drives. Then do what you like to do best. The most powerful and cost effective expansion you will find for just \$249.95.

FOR THE ADVANCED USER OR EXPERIMENTER

- The utmost in expansion power and versatility is the BT-1000 Expansion Interface Unit. \$270.00.
- Large Built-in power supply to power your peripherals and experimenter circuits.
- Space for your ML utilities with optional 8K of RAM. \$300.00



ALSO NEW FROM BASIC TECHNOLOGY!!

- BT-1010 PPI Parallel Printer Interface. Free-up CoCo's serial port. Run your printer at top speed. Five foot cable with Centronics compatible connector and machine language printer driver are included. \$79.95.
- BT-1020 Real Time Clock/Calendar. Let CoCo keep the time and date for your programs and files. Day-light savings time and leap year keep you on time. Save data or program memory even when power is off with 50 bytes of battery backed memory. Alarm capability to turn on the coffee pot. All for only \$109.00. 
- BT-1030 VIP Versatile Interface Port. Connect CoCo to the outside world with two 8-bit parallel ports, two 16-bit timer/counters and a serial shift register. All user programmable. \$69.95.
- WRITE FOR FREE BROCHURE.

For years of trouble-free enjoyment all Basic Technology products use top quality components and are backed by a full 180 day parts and labor warranty. We service what we sell!!!

Add \$5 shipping & handling for BT-1000, \$2.50 for BT-1020. Michigan residents add 4% sales tax. Shipping & handling for residents of Canada, Hawaii, Alaska is \$10. Overseas orders add 15%. Check, money order, VISA, MC (give account no., expiration date, phone no.). Personal checks allow 2-3 weeks to clear. COD charge \$2 (requires certified check or money order).

basic Dept. Q P.O. Box 511 Ortonville, MI 48462
TECHNOLOGY (313) 627-6146

*"Watch for more peripherals from
Basic Technology."*

Developing A Program

By Richard A. White
Rainbow Contributing Editor

In previous articles we looked at data input from keyboard and files and data output to files. A next obvious step is to discuss data output to the screen and printer. I was considering what examples would make a good article when another idea presented itself. I was working a local bulletin board and had a message typed in and nearly ready to save when the phone connection was lost, along with the message. There are advantages to composing messages off-line when the terminal package being used supports sending preloaded files a line at a time. An ASCII file can be loaded into COLORCOM/E and sent in this way. To do this, one would not need a full word processor, and it might be fun to try writing one for preparing messages for bulletin boards. Besides, the project would provide some good examples for

ing must be worlds better than retyping the line, so I made a list of needs and wants.

- 1) Be configurable to different bulletin boards in terms of number of lines and line lengths.
- 2) Display lines used and lines left. As finally implemented, this became lines used and lines allowed.
- 3) Allow user to scroll up or down through the message using the arrow keys.
- 4) Edit or delete the bottom line displayed.
- 5) Be able to insert new or copied line between others.
- 6) The editor will be a phrase substitution type where the user types the material to be removed and then the new text.
- 7) Provide word wrap so lines longer than the limit can be typed and the excess from the last space before the limit will be moved into an additional line or added to the next line as appropriate. This was expected to be tricky and I listed some additional thoughts for later reference.
 - a. If we use *LINE INPUT*, very long lines can be entered and the program has to deal with these.
 - b. The same goes for the insert mode. Will this be different from adding lines at the end of the message? Things like this need to be recognized early and dealt with before they force time wasting rewrites.
 - c. What happens when a user edits an existing line to longer than the limit. Obviously, the program has to detect this and add the excess to the next line which then may become too long.
- 8) In addition to arrow key control, how about other control keys like "T" for top of message, "B" for bottom of message and "G" to *GOTO* a particular line. "G" was not implemented due to screen space limits.
- 9) We have mentioned copying a line. Combined with ability to delete messages we have a move function as well.
- 10) We need a print routine so hard copy proofs and final drafts for file can be made.
- 11) There should be a main menu to serve as the crossroads from printer to entry to cassette/disk load and save.
- 12) And lastly, there are the save and load routines which need to offer a cassette or disk option.

I had written code for some of these functions for other

"Message entry and editing on most bulletin boards are grim at best. Line lengths are limited, generally to 64 characters, and the number of lines in a single message are limited."

"Bits and Bytes." Let's call it Communications Word Processor or COMMWP for filing.

The next idea was to write the first draft of the columns while the program was being written. The objective was to provide a more complete discussion of both the code and the thinking that went into it. Thinking has to start with what a program is to do. What are the needs and what restrictions must be observed?

Message entry and editing on most bulletin boards are grim at best. Line lengths are limited, generally to 64 characters, and the number of lines in a single message are limited. Message entry is line at a time, and don't make the line too long or it will be chopped in mid-word or rejected entirely. Editing is generally by retyping the entire line. Line length and number of lines restrictions are clear enough, and edit-

programs and would need only to copy and modify. In other cases, new code would be written. And as the program develops, some limits will be encountered and opportunities recognized. Expect details of the plan to change.

The next step is to convert our outline to program modules or sections and allocate blocks of line numbers to them. I like to deal in blocks of 50 or 100 lines to make it easier to remember what is where. It's easier to remember that input starts at 100 and edit starts at 200 than to remember lines like 120 and 175. Single use or infrequently used code goes to the end of the program so the Interpreter does not have to look through it all the time. Speed sensitive

```
TORON:FORX=1T0600:NEXT:NEXT:MOTO
ROFF'END
```

```
11000 PCLEAR1:GOTO2000
```

In 2000, string space is cleared and A\$(1) is dimensioned to 50. This means space is provided for 50 lines of text. Since bulletin boards typically allow 16 or 24 lines there will be ample space, unless you are preparing data for something like an IBM TSO system. Anyway, you know where the limits are defined and can easily change the program to meet your needs. Default values for characters per line, CL, and

COMMWP MODULES AND NUMBER BLOCK ASSIGNMENTS

Lines	Module	Comments
5-99	Subroutines	Frequently called subroutines used by more than one routine
100-199	Enter Message	Enter lines at bottom of message
200-249	Edit	Phrase substitution editor
250-299	Insert	Put new text between existing lines
300-399	Wordwrap	Cut over limit text and add to next line
400-500	Delete	Delete line and renumber those above
500-600	Copy	Copy line into temporary variable and insert at new location
600-700	Printer	Hard copy for proof or file
900-1000	Save/Load	Disk or cassette option
1000-1050	Main Menu	Select primary functional choices
1050-1100	Configuration	Configure limits to specific bulletin board requirements
2000-2100	Initialization	Read strings and enter key variables into table
10000	Auto-save	Run past leader and save two copies to tape
11000	PCLEAR1	Avoid SN Error

Table 1

sections and frequently used sections go to the beginning. I like commonly used subroutines to be between 5 and 99 with the main routines starting at 100. You can see these rules play out in Table 1.

This table turned out to be very handy during program development and you should have numerous occasions to refer to it if you follow the text closely. I will try to avoid repeating what is in the table except to elaborate or reinforce the information.

The first thing I put in was the initialization, auto-save and PCLEAR 1 code. For you newer owners, there is a bug in Extended BASIC that produces an SN ERROR if you PCLEAR to a smaller number than currently set at the beginning of a program. Putting PCLEAR 1 in the last line of the program avoids this.

```
0 GOTO11000
```

```
2000 CLEAR5000:DIMA*(50)
```

```
2010 CL=64:LM=16:A=0:B=0:K=0
```

```
2100 GOTO1000
```

```
10000 AUDIOON:INPUT"RUN PAST LEA
DER Y/N";I$:IFI$="Y"THENMOTORON:
FORX=1T0600:NEXT
```

```
10010 FORC=1T02:CSAVE"COMMWP":MO
```

lines per message, LM, are defined in 2010 along with A, B, and K which were entered when the delete section was written. The program now moves on to the main menu.

Screen formatting was one of the hardest things for me to get a handle on. The objective is to provide a neat text arrangement that is readily understood and to which the user can easily respond. Ours will use *PRINT@ X*, and the ";" which holds the cursor at the end of the last character printed. There are 512 locations for "X" where printing can start on CoCo's screen. Zero is the upper left hand corner. Then count across to the upper right hand corner which is 31. That's 32 characters or printing positions on the line. Computers like to start with zero even if people don't. The second line starts with 32 and continues to count up. There are charts showing the screen positions on page 277 of "Getting Started With Color Basic" and on the Nanos System Reference Card. The last location on the screen is 511 at the bottom, right-hand corner. Now let's look at the menu code.

```
1000 CLS3:PRINT@41,"COMMUNICATIO
NS";:PRINT@73,"WORD PROCESSOR";:
PRINT@105,"VERSION 1.0 ";:PRIN
T@197,"NEW MESSAGE ";:P
RINT@229,"CURRENT MESSAGE "
```

```
1005 PRINT@261,"BULLETIN BOARD L
```

```

IMITS";:PRINT@293,"PRINT MESSAGE
";:PRINT@325,"SAVE/LOAD
MESSAGE ";:FORJ=@TO@:Z#=INKEY
#:J=(Z#=""):NEXT:Z=INSTR("NCBPS"
,Z#):IFZ=@THEN1000

```

```

1010 ONZ GOTO1020,100,1050,600,9
00

```

Screen graphics can be like a suit and tie. They add class and make the user more comfortable about the program. We will add a little special touch to our menus with different colored backgrounds and control printing, but not spend much extra time on code. The main menu should show program name, version, give the choices and hint how to select them, and perhaps report a few key pieces of information about work in progress. The last item might be lines used and lines available, but we will leave that for possible inclusion later.

The above code centers the program name on the second and third lines, the version on the fourth line and then skips two lines to start choices. These are centered, justified left and have added space to square off the right side of the green text block on the blue background. Each choice starts with a different letter and is chosen by keying that letter. This is signaled by putting the selection letters in reverse video.

Since single keystrokes make the choice, an *INKEY\$* routine is the natural input statement. Credit Richard Metzler writing in the January 1983 *80 US Journal*, page 42, with the code in line 1005 to do this. In Microsoft BASIC, an

assignment statement like ($Z\$=""$) that has equal values on both sides of the equal sign returns a -1 for true. If values are not equal, a zero is returned. As long as no key is pressed, $Z\$=""$ and J is set to -1 . When the *NEXT* is encountered, J is incremented to zero which does not exceed the limit, zero, set after *TO* and the program loops back to have another look at *INKEY\$*. When a key is pressed, $Z\$$ equals something, J is set to zero and then to $+1$ by *NEXT*, the limit is exceeded and the program goes on to the *INSTR* statement. An alternative is to use a subroutine and replace the code in 1005 with a subroutine call.

```

5 Z#=INKEY# :IF Z#="" THEN 5 ELSE
E RETURN

```

When a program uses numerous *INKEY\$* inputs, the *GOSUB 5* approach saves code at the expense of some clarity. For this program we will go for clarity, but you may choose to use the subroutine if you wish. The subroutine is a tad faster. You can prove this with the following test lines. *RUN 100* then *RUN 200* and note the slight difference. *TIMER* reports 1/60 seconds.

```

100 TIMER=0 :FOR X=1 TO 10 :GOSU
B5 :NEXT:PRINT TIMER :END
200 TIMER=0 :FOR X=1 TO 10 :FOR
J=@ TO @ :Z#=INKEY# :J=(Z#="") :
NEXT :NEXT: :PRINT TIMER :END

```

Going back to line 1005, the $Z\$$ is tested in the statement $Z=INSTR("NCBPS",Z\$):IF Z=0 THEN 1000$. If $Z\$$ equals one of the letters in the string "NCBPS," the count up the string to that letter is assigned to Z . Otherwise, $Z=0$ and we go back for another try. A valid choice yields a number between 1 and 5 which *ON Z GOTO* in 1010 can react to.

```

1020 FORI=1TO50:A*(I)="" :NEXT:I=
0: IH=0

```

```

1050 CLS3:PRINT@70,"BULLETIN BOA
RD LIMITS";:PRINT@166,"cCHARACTER
S/LINE "CL;:PRINT@190,"1 LINES/ME
SSAGE "LM;:PRINT@230,"oK AS I
S ";:FORJ=@TO@:Z#=IN
KEY#:J=(Z#="") :NEXT:Z=INSTR("CLO
",Z#):ONZ GOTO1060,1070,1080

```

```

1055 GOTO1050

```

When New Message is chosen, line 1020 nulls the text strings, sets current line, I , to zero and does the same for lines in the message, IH . The user is given the option to reset the then-current characters per line and lines per message limits. Here a bit different method is used to handle the incorrect entry. *ON Z GOTO* does not respond to a zero so control goes to 1055 which loops back to 1050 for another try.

```

1060 C#="" :PRINT@184," ";:FORK=
@TO1:FORJ=@TO@:Z#=INKEY#:J=(Z#="
"):NEXT:PRINT@184+K,Z#;:C#=C#+Z#
:NEXT:CL=VAL(C#):GOTO1050

```

NEW FOR THE COLOR COMPUTER GRAF PLOT HIGH RESOLUTION DATA GRAPHING

GRAF PLOT turns your COLOR COMPUTER into a sophisticated data plotter, producing professional quality graphs of any type of X-Y data. GRAF PLOT is perfect for personal, business, statistical, scientific and engineering applications. Includes features not found in any other COLOR COMPUTER graphing system:



- 222x174 pixel on-screen data plotting area.
- Complete on-screen labeling for two Y-axes w/200 data points per axis (even more points by chaining data files).
- 9 graphing options: 3 symbols w/2 line types or points only.
- Full function data editing: add, change, delete and sort.
- Hardcopy w/standard screenprint programs (not supplied) - includes interface for Tandy SCRPRT w/instructions for interfacing other printers and screenprint programs.
- Unlimited overlays - plot 9 or more data sets per graph.
- Graphs output to screen, printer, tape or disk.
- Plots any user-defined function, edit 4 program lines.
- Built-in data smoothing (moving binomial average).
- Built-in integration - calculate areas or evaluate integrals of user-defined functions.
- Lists data and integrals to screen or printer.
- Saves completed graphs for instant reloading.
- Menu-driven w/auto-prompt option for fast throughput.
- Complete error trapping - GRAF PLOT won't let you make a mistake, practically impossible to crash.
- Comprehensive manual w/tutorials and sample data.

GRAF PLOT is available for 16K E.C.B. on cassette (\$35) and 32K-1 disk (\$45). Easy upgrade to disk for difference in price (disk version reads and writes tape data files). Send check or money order to: HAWKES RESEARCH SERVICES, 1442 Sixth St., Berkeley, CA, 94710. Include \$3 S/H on all orders. Manual available separately for \$10+S/H, refundable with purchase of GRAF PLOT. CA residents add state sales tax. Dealer inquiries welcome. Quantity discounts available.

CoCo HEADQUARTERS

Looking to unlock the capacity of your Color Computer?
Search no more.....

TOLL FREE
1-800-251-5008



SPECIALS

Extended Basic	\$ 89.00	Super Pro Keyboard Kit	\$ 69.95
32/64k Upgrade	\$ 69.00	26-3004 Color Computer 16k	\$ 179.00
16k Upgrade	\$ 25.00	26-3002 Extended 16k CoCo	\$ 269.00
R/S Disk Controller	\$189.00	26-3003 32k Extended CoCo	\$ 379.00
1.1 Basic ROM	\$ 27.00	26-3003(d) 32/64k Ext. CoCo	\$ 349.00

ACCESSORIES

Hayes SM1200 Modem	\$ 599.00	26-1208 CCR-81	\$ 52.00
USR AL212 (300/1200)	\$ 495.00	26-3008 Joysticks	\$ 22.00
Hayes SM 300 Modem	\$ 239.00	Kraft Joystick	\$ 49.95
R/S D.C. Modem 2	\$ 215.00	Wico Track Ball	\$ 59.95
USR AL300	\$ 199.00	Wico Joystick	\$ 29.00
R/S D.C. Modem 1	\$ 129.00	Wico Adapter	\$ 19.95
Hayes/USR Cable	\$ 19.00	Verbatim Disks	\$ 27.95
26-3020 Cable	\$ 5.25	Elephant Disks	\$ 25.00

SOFTWARE

Telewriter 64	\$ 59.95(Disk)	Space Shuttle	\$ 28.95 (Cass)
Telewriter 64	\$ 49.95(Cass)	Colorpede	\$ 29.95 (Cass)
Zaxxon by Sega	\$ 34.95(C or D)	Mark Data Adventures	\$ 24.95 (Cass)
The King by Tom Mix	\$ 26.95(Cass)	Ghost Gobbler	\$ 19.95 (Cass)

**** All TRS-80 Software 13% off list ****

Others include - Spectral Associates, Anteco, Prickly Pear,
Mark Data, Tom Mix, Botek Instruments, Intracolor Communications.

TOLL FREE
1-800-251-5008

All of the above units covered by our 120 day carry in warranty. (d) denotes "Delker" (200ns) memory guaranteed for 1 year. TRS-80 Trademark Tandy Corporation. Prices subject to change without notice. Sale prices good through May 31, 1983. Write for our FREE newsletter!



(DEALER INQUIRIES WELCOME)
DELKER ELECTRONICS, INC.
P.O. BOX 897
DEPT D
SMYRNA, TN 37167
800-251-5008
615-459-2636 (TENNESSEE)


```

1070 C$="":PRINT@216," ";:FORK=
@TO1:FORJ=@TO@:Z$=INKEY$:J=(Z$="
"):NEXT:PRINT@216+K,Z$;:C$=C$+Z$
:NEXT:LM=VAL(C$):GOTO1050

```

If the user wants to change the number of characters per line, 1060 is called. Its purpose is to erase the current characters per line value from the screen and get two digits printing them as they are entered. The digits are added to form C\$ and its value obtained by CL=VAL(C\$). The program then loops back to 1050 to give the user another choice. Line 1070 does the same thing for number of lines.

```

1080 IFIH=0THEN100ELSEIFIH>LM TH
ENCLS3:PRINT@168,"CURRENT MESSAG
E";:PRINT@299," HAS MORE LINES "
;:PRINT@232,"THAN LIMIT SET.";:P
RINT@296," PRESS ANY KEY ";:PRIN
T@328," TO CONTINUE ";:FORJ=@TO
@:J=(INKEY$=""):NEXT

```

```

1090 I=1:GOSUB300:GOTO100

```

When limits have been properly set, the user presses "O" for okay as is and the program goes to 1080. If this is a new message, IH will be zero and control goes to line 100 for message entry. If we are reconfiguring a current message to new limits for a different board, there may be too many lines or the lines may be too long. In the first case, the best we can

do is to send a message that there are too many lines and let the user decide what to edit out. Here the user has the option to use the message as is and send it as two messages from the terminal package program. Finally, the Word wrap subroutine is called to check for overlength lines and correct them. This is the GOSUB 300 call.

```

300 FORJ=I TOIH:F1=0:IFLEN(A$(J)
)<CL THENNEXT:RETURN

```

```

305 F=INSTR(F1+1,A$(J)," "):IFF<
CL ANDF<>0THENF1=F:GOTO305ELSEC$
=RIGHT$(A$(J),LEN(A$(J))-F1):A$(
J)=LEFT$(A$(J),F1)

```

Since Word wrap has been used, let's finish this month with a discussion of how it works. First, we need to check each line from I which does not have to be one, but is when we have reset board limits to the last line in the message, IH. That is what the FOR TO statement in 300 does. The variable F1 must be reset for each new line tested. Then, if the length of the line is less than limits, the NEXT goes back for another. The RETURN is there for when the last line of the message is found. If the line length is equal to or greater than

"Screen graphics can be like a suit and tie. They add class and make the user more comfortable about the program."

CL, the limit, we go to 305. There, the program loops through the INSTR statement looking for either a space after the line length limit or a zero. In either case, the variable F carries the information while F1 holds the location of the last space found before the limit. If there are no spaces in the line, this code is in a world of hurt. We need to refine this for Version 1.1. F1 indicates where the excess to put into C\$, a temporary variable, starts while the left hand portion is put back into A\$(I).

```

310 IFJ<IH ANDA$(J+1)<>" "ANDLEFT
$(A$(J+1),1)<>" "THENA$(J+1)=C$+
" "+A$(J+1):NEXT:RETURN

```

```

315 IFJ=IH THENA$(J+1)=C$:RETURN

```

In line 310, we check if conditions are right to add C\$ to the next line. First there must be a next line, then that line must not be a blank and lastly it must not start with a blank. These last two conditions may exist for message formatting purposes that should not be disrupted. If all is in order, C\$ and a space are added to the beginning of the next line. The NEXT sends us back to line 300. If we are working with the last line of the message, a new line is created in line 315 and

MORETON BAY SOFTWARE

For TRS 80 Color Computer & TDP 100

PROGRAMERS TOOLKIT

6 USEFUL TOOLS FOR THE SERIOUS COMPUTER USER

CHAINRUN - Add a single line to a Basic program and subsequent Basic programs load and run automatically. Allows program chaining.

HEXEDIT - ML program which gives full screen edit capability in Hexadecimal or ASCII for any RAM address in memory. Can be used to patch ML routines in memory.

DUMP - Displays the memory contents of ML programs.

CMERGE - ML subroutine which saves the trouble of retyping long subroutines. Merge different Basic programs into one large program.

CROSS REFERENCE - ML program which prints line location of all variables and sorted cross reference list for the source and destination for every GOSUB and GOTO statement in a Basic program.

BASIC FULL SCREEN EDIT - ML program which will give full screen edit capability for any Basic program. Edit programs with cursor control.

16K \$28.95 postage paid
includes 10 pages of Documentation.



TRS 80 © Tandy Corp.

MORETON BAY SOFTWARE
A DIVISION OF MORETON BAY LABORATORY
316 Castillo Street
Santa Barbara, CA 93101
(805) 962-3127
California residents add 6% sales tax.

JARB ^I_N_C SOFTWARE HARDWARE

COMPUTER PRODUCTS

AUX-KEY

(Auxiliary External Key Board Unit)

This full size, industrial grade key board unit is P.C. Board mounted for trouble free operation and years of use. Mounted in an attractive aluminum case with a 12 key numeric pad, Aux-Key comes with a long cable for remote location placement of your 80C. Requires no soldering to your computer, and only about 15 minutes for installation. Does not affect normal operation of your original key board.

Add \$4.00 Shipping \$134.95

PEN-E-ARCADE

(Light Pen & Arcade System)

This unique system will allow the light pen (included) to be used with supplied software for many tasks normally requiring key board input. In education, choose answers by just touching pen to correct screen location. Can be easily interfaced to your own programs. All instructions supplied. Also includes the JARB arcade target gun and target software. Shoot targets from across the room. No other unit like this is presently available from anywhere else for the 80C or TDP-100 computers.

Add \$4.00 Shipping \$74.95

COMREX CR-6500

(13" Color Monitor)

High resolution display monitor produces an incredibly sharp image. Includes built-in speaker with audio circuit. Compatible with virtually any microcomputer.

..... \$344.95

COMREX CR-1

Compact desk-top daisy wheel printer, especially designed for word processing. Assures high reliability, and produces quiet, high quality printing. Complete with RS-232 interface.

..... \$810.00

U.S FUNDS ONLY
C.O.D. ORDERS ACCEPTED
Sorry, no C.O.D. on printers and monitors.
NO CREDIT CARD ORDERS

*VIDEO INTERFACE KIT

Allows the composite video signal to be interfaced directly to a B/W or color monitor. TV and monitor can be used simultaneously. Complete with comprehensive instructions and all parts, including an external sound output. NOTE: May not work with monitors requiring high input drive - call or write for recommended monitors.

..... \$19.95



DUAL JOYSTICK UNIT (D.J.)

Single unit assembly enhances playability of multi-joystick/player games; convenient press-to-fire buttons

Add \$4.00 shipping \$35.95

EPSON PRINTERS

MX80FT/Graftrax+ \$524.95

MX100FT/Graftrax+ \$699.95

Serial Interface w/4K Buffer

Ideal for 80C use \$109.95

80CTO Epson Cable \$19.95

See shipping info

NEW PRICES ON DATA CASSETTES

C-05 C-10

\$.65 QTY 1-10..... \$.70

\$.60 QTY 11-20..... \$.65

Soft Poly Cases Ea. \$.20

Hard Shelled Cases Ea. \$.22

Cassette Labels (12) Sh. \$.36

Cassette Labels Tractor (1000).... \$30.00

Call or write for quantity prices on all cassette products. Special lengths available, eg., C-02, etc.

NANOS COLOR BASIC AND EXTENDED SYSTEM REFERENCE CARD

"The New Industry Standard" \$4.95

(We pay postage on this one)
All types of Nanos cards available

MEMORY UPGRADE KITS

*4K/16K MEMORY CHIP SET

Eight 200 NS 4116 Factory Prime Chips, 16K Ram Button, and Upgrade Instructions. No Soldering.

..... \$16.95

*16K/32K MEMORY UPGRADE KIT

Eight 200 NS 4116 Factory Prime Chips with Piggy Backed Sockets, Sam Socket, Bus Wire, and 32K Ram Button. Comprehensive Instructions. Recommended for "D" or earlier, but may be used on "E". Only 9 simple solder connections to kit. None to computer.

..... \$25.95

*64K RAM CHIPS

Eight 200 NS Factory Prime 64K RAM Chips. Allows you to upgrade "E" board easily. No soldering needed.

..... \$69.95

*Installation of these items will void the Radio Shack warranty. Radio Shack is a trademark of the Tandy Corp.

WABASH DISKETTES

\$25.00 per box of 10

DISK DOUBLER

\$12.95

CoCo Chips

Sam, Pia, CPU, Ext. Basic, and 1.1 Standard Available

We carry products from many manufacturers. If you don't see it, ask.

JARB ^I_N_C SOFTWARE HARDWARE

1636 D Avenue, Suite C
National City, CA 92050
(619) 474-6213

SHIPPING AND HANDLING: Printers and monitors add 3%. Unless otherwise specified, all other orders \$2.00 per order. California Residents add 6% sales tax.

C\$ put there. If C\$ is larger than CL, the problem will need to be handled from the message entry mode. Here is another place for refinement in Version 1.1.

```
320 FORJ1=IH TOI STEP-1:A=VARPTR
(A$(J1)):B=VARPTR(A$(J1+1)):FORK
=0TO4:POKEB+K,PEEK(A+K):NEXT:NEX
T: IH=IH+1:A$(J1+1)=C$:NEXT
```

Line 320 is the code to insert a new line between two existing ones. We start with the last line of the message, move its variable table listing up one and repeat the process moving up the message one line at a time until space above A\$(I) is opened for the new line. The key thing to know when using variable pointer techniques is that any variable used must first have been defined and be in the variable table. A\$(0) to A\$(50) are there because of DIM A\$(50) in 2000. We put K=0, A=0 and B=0 in 2010 for this purpose. If we had not done this and obtained A=VARPTR(A\$(J1)) then B=VARPTR(A\$(J+1)), B would be entered into the variable table, the listing for A\$(J1) would move up to make room and A would become meaningless. Next, we can PEEK the five byte length and address for A\$(J) and POKE it to A\$(J+1) location. Finally the number of lines in the message is increased by one and C\$ is put in A\$(J+1), which is the same as A\$(I+1) when the FOR TO NEXT loop for J1 is satisfied. NEXT sends us back to line 300 to look again for excess length lines.

Anyone had enough for this month? I have, and TELEWRITER is full. We have covered a lot of meaty material. The best way to digest it is to type in each piece and study how each works. The type in and test is the best debugging method anyway. Next month we will finish the program.

Hebrew Utility Good, But Requires Programming Ability

If you have ever had the desire or need to create Hebrew greeting cards or Hebrew calendars, flash cards, etc., this may be a program you might want to consider. *Hebrew Bulletin Board* by Computer Island, is written for 16K Extended BASIC and is intended to be used as a utility when Hebrew or both Hebrew and English is desired in a program.

After loading it easily into my CoCo and RUNNING it, I was able to see three examples of the way the program can be utilized. After reading the well written documentation, I found that in order to continue I needed to change a line in the program. The change enables the user to bypass the three demos and create his or her own material, allowing 200 lines of original programming. It quickly became evident that, in order to use this program, the user must have considerable knowledge of programming. Each letter or series of letters must be placed on the screen with a DRAW statement, which must include X and Y coordinates, where the letters are to begin and at least, in the first line of programming, the color, rotation and size of the letters must be set. Finally, the STRINGS representing the letters are added to the line. Although it might seem complicated to the novice, it's not. With some practice, it's not too difficult, but very time consuming. Since Hebrew is written from right to left and English from left to right, care must be taken not to let the letters crash.

In running my completed program, I found the Hebrew letters (in PMODE 4) to be accurate representations of the accepted alphabet. I did however have difficulty lining up the vowels under the appropriate letter. It seems that after three consecutive vowels, they begin to move left, eventually winding up under the wrong letter. This might not be a problem for some people, since vowels are often omitted by those fluent in the language.

The applications of this program are limited only by the imagination of the user. I see it to be a good teaching tool. Flash cards and work sheets come to mind immediately. The letter size can be easily adjusted to meet the needs of the age group. Of course, you'll need a graphics screen print program and a printer with graphics capabilities to get hard copies. You might get ambitious and translate a contemporary short story or novel to stimulate students' interest.

All in all, *Hebrew Bulletin Board* does what the publisher claims it will do. If you have a need to use the Hebrew alphabet, this will adequately fill the bill.

(Computer Island, 227 Hampton Green, Staten Island, NY 10312, \$15.95 tape)

—Stephanie Snyder

("I CAN TALK!") TALK PROCESSOR

Quick and easy to use. No programming required. Has 26 common words. Just type in 2-letter codes and make hundreds of statements in 3 voices. Uses digitally recorded human speech. "Extremely clear". Rated good - *Rainbow Nov. 82* 16K Ext. Basic \$14.95

"ADD-A-VOICE" - to your own Basic programs.

A machine language utility (uses 4K). Generate digitized human speech with just a few simple Basic commands. GAME SET (I, WIN, GOT, YOU, etc.) and QUIZ SET (YES, NO, RIGHT, GOOD, etc.). You get both sets - 25 words total. Specify 16K or 32K. Needs no Ext. Basic. \$14.95

SUB-MISSION - HI-RES COLOR ACTION GAME

for 16K Ext. Basic. BONUS: Order Sub-Mission and get "Missile Attack Underground" game FREE.

JOYSTICK REQUIRED \$12.95

For immediate shipment send certified check or money order. Personal check orders shipped in 2 weeks. Send to H.I.B., 3505 Hutch Place, Chevy Chase, MD 20851. Phone 301 656-1825 after 6 p.m. Add \$1.00 for shipping.



H.I.B. SOFTWARE
FOR THE TRS 80 COLOR COMPUTER

PRETTY PRINTER

This M/L utility program will allow you to write your code in as compact a form as you wish, but list it to the screen or printer in an easy to read 'PRETTY PRINT' format. Turn this: -

```
10 PRINT "EXAMPLE": FOR X=ATO M:FORY=STO  
P:Z=X+Y:PRINTZ:NEXTY:NEXTX
```

```
Into this: - 10 PRINT "EXAMPLE":  
FOR X = A TO M:  
FOR Y = S TO P:  
Z = X + Y:  
PRINT Z:  
NEXT Y:  
NEXT X
```

With one simple command.

CAT. NO. DM001 16K Ext \$12.95

P.U.F.F.

Say the magic word and P.U.F.F. your print formatting problems disappear. The Printer Utility File Formatter turns any word Processor (that produces ASCII text files) into a super printer formatter. Embedded codes will perform the following functions: -

- * Send control codes to your printer.
- * Set left and right margins at any time.
- * Set headers and footers.
- * Left, Right and Fill Justify.
- * Centre the next 'n' lines.
- * Temporary indent (neg or pos).

Plus many other features.

CAT. NO. DM002 16K Ext \$24.95

KEYBOARD OVERLAYS

Many programs are supplied with keyboard overlays to help you keep track of the various commands used by the program. Now you can add overlays to your own programs or to commercial programs that did not come with this feature. Die cut to fit the standard Color Computer keyboard. Dealer inquiries for blank or custom printed overlays are invited.

CAT. NO. HW002 99¢ each

DATAMAIL

The ultimate cassette based mailing list program for home or business use. Fully customized data collection screen allows you to set your own field lengths and field titles. Fast machine language sort by any column in any field. Save all or any block of files for letter reading by DATAMAIL or your own letter program. Merge two or more lists, search by record number or key word in any column. One key commands for Input, Kill, Change. Print single records or any block of files, 1, 2, 3 or 4 across. 32K holds about 300 files.

CAT. NO. DM003 16K Ext \$14.95

FIRST SAMPLER

Six programs for the price of one. All have been published in popular computer magazines and are now available on one tape at this special price.

- * MATH Improve your mental math skills
- * WORD Make words from the supplied letters in this game for the whole family.
- * CONVOY Can you sink the computers convoy before it sinks yours?
- * BAGIT Train your memory to remember the things you put in the bag.
- * VECTORS Row your boat across the river without going over the falls.
- * AHHA Find the treasure chest in Another Haunted House adventure. Don't get caught by the Old Miser's ghost.

CAT. NO. DM005 16K Ext \$9.95

COCOCOPY

This all M/L Program will copy BASIC or M/L programs including most Auto Start Programs. It will supply the beginning, ending and offset addresses and allow you to change the load address for M/L programs. I/O errors are ignored so that bad tapes can be corrected. Programs can be renamed and the motor/audio functions are controlled from the keyboard.

CAT. NO. DM004 16K Ext \$12.95

SEND \$2.00 FOR OUR 25 PAGE CATALOGUE

Refunded with first order

We are dealers for the following fine companies: -

- | | |
|----------------------------------|-------------------------------|
| • ARK ROYAL GAMES | • MARK DATA PRODUCTS |
| • COMPUTER ISLAND | • NELSON SOFTWARE SYSTEMS |
| • D S L COMPUTER PRODUCTS | • RAINBOW CONNECTION SOFTWARE |
| • DYNAMIC ELECTRONICS | • SPEECH SYSTEMS |
| • FRANK HOGG LABORATORIES | • SUGAR SOFTWARE |
| • HOMEBASE COMPUTER SYSTEMS | • THE PROGRAMMERS GUILD |
| • HOME RUN COMPUTER PRODUCTS | • TOM MIX SOFTWARE |
| • LITTLE BITS COMPUTING SERVICES | • WEST BAY COMPANY |

BOOKS from

SYBEX * BYTE * OSBORNE * RESTON

**THE
DATAMAN**

Box 431, Sta. B
Hamilton, Ontario
Canada L8L 7W2
1-416-529-1319

**ALL PRICES
IN CANADIAN
DOLLARS**

ADD 3% SHIPPING — MINIMUM 2⁵⁰



A *FORMATR* For The Gemini

By Bill Bohne

The purpose of the program which follows is to allow formatting of the Star Micronics *Gemini 10/15* printers. It is compatible with Epson printers with the exception of "Vertical Tab" and "Proportional Characters," which Epson does not use, and n/144 inches which Epson substitutes with n/216 inches in the Line Feed Length mode.

With some modification, the program can be used with other printers using similar control codes. The Baud rate is set to run at 600. Line 100 contains the Baud rate value and may be changed to accommodate the appropriate value for the printer used.

On typing *CLOAD* "FORMATR" and *RUN*, the user will be prompted to put the printer "On line." He will then be prompted to enter the size of printer width. This will set the maximum column size for format variables.

NOTE: From this point on, the user may ENTER "X" as a response to any question the program asks. This will return the user to the menu.

The program makes use of 25 printer format parameters

contained in a menu format. The user selects the appropriate value from the menu for the format he wishes to set. The menu contains basically three types of modifiers. Each modifier appropriately prompts the user for any required additional information.

There are eight Format modifiers. Format modifiers allow alteration of printer parameters controlling page format. These include Skip Over Perf, Header Size, Left and Right Margins, Form Length (set by lines or inches), Line Feed Length, and Horizontal and Vertical Tab Sets.

There are 12 Character modifiers. Character modifiers either modify characters directly or select alternate character sets. Characters include *Slashed Zero*, *Underline Mode*, *Double Strike*, *Italic Characters*, *Proportional Characters*, *Superscript and Subscript Modes* and 10, 12, 17 and *Expanded Character Modes* and *Emphasized Characters*.


There are five Utility modifiers. Utility modifiers select certain printer functions. They include *Unidirectional Printing Mode*, *Print If Paper Out*, *Form Feed*, *Software Reset* and *Exit Program*.

The program is useful in setting up printer conditions for programs that require horizontal or vertical tabbing, page formatting or alteration of text font or emphasis. With some creative thinking, it can be used with Radio Shack's *Disk Spectaculator* to generate data forms in a condensed test format that display in excess of the normal 80-column width. This requires formatting the printer to use the left side of the page first, back scrolling to the top of the page, then reformatting to use the right side of the page. This yields rather impressive results, quite similar to that achieved with substantially more expensive spread sheets.

"SEE" MUSIC!!

- The KALEIDOPHONE allows your Color Computer to "listen to" your hi-fi and display what it "hears" on your TV!
- Built-in interface circuitry lets the computer devote full-time to creating the displays, so breath-taking, animated pictures in full color are easy to program.
- Just plug the KALEIDOPHONE into hi-fi and joystick inputs.
 - Do not confuse with imitations — the KALEIDOPHONE continuously delivers actual volume signals (64 levels on each of 4 channels). Works on any CoCo.
- Users' newsletter (FREE with purchase) contains dozens of new display ideas in each issue — a literally infinite variety of patterns is possible!
 - The KALEIDOPHONE is something really new. Great for parties! Order Now!
- Only \$49.95 fully assembled. Kit version: \$34.95. Both versions include operating software and full instructions. BONUS: free issue of KALEIDOPHONICS!

NEW SALEM RESEARCH
West Main Street
New Salem, Mass. 01355



KALEIDOPHONE

For those who have printers other than Epson and Gemini, this program can be easily modified with the aid of our printer control code conversion chart, which appears on page 156.

360....	0393
680....	0783
890....	0AC0
1070 ..	0D28
1300 ..	10A0
1480 ..	1350
1700 ..	1650
1930 ..	1994
2170 ..	1C0B
END ...	1F3E

The listing:

```

10 'GEMINI 10/15 PRINTER FORMAT
TER
20 '      COPYRIGHT 1983
30 '      WILLIAM BOHNE
40 '      ELGIN, ILLINOIS
50 'THIS IS A MENU ORIENTED PROG
RAM
60 'DESIGNED TO FORMAT GEMINI 10
/15
    
```

```

70 PRINTERS.
80 '
90 '****SET BAUD RATE TO 600****
100 POKE 150,87
110 CLEAR 500
120 Z=27:Z#=CHR*(Z):L=0
130 GOTO2040
140 CLS:PRINT@71,B#:RETURN
150 '
160 '****IF INPUT=X BREAK TO FOR
MAT****
170 I=VAL(I#):IF I=0 AND I#=""
THEN RETURN ELSE IF I=0 THEN SOU
ND50,5: GOTO 2100 ELSE RETURN
180 '
190 '****ERRORS****
200 PRINT" LEFT MARGIN >= RIG
HT":L=0:RETURN
210 PRINT" RIGHT MARGIN <= L
EFT":RETURN
220 PRINT" CAN'T USE 0 OR 128 0
R >=";B+1:RETURN
230 PRINT:PRINT" CAN'T USE TH
AT VALUE":RETURN
240 '
250 '****SEND BELL****

```

```

260 SOUND230,5
270 PRINT#-2,CHR*(7):RETURN
280 '
290 '****2 SEC TIMER****
300 FORT=0T0960:NEXTT:RETURN
310 '
320 '****SET MAXIMUM COLUMNS****
330 PRINT:PRINT:PRINT" IS PRINT
ER 80 OR 132 COLUMN?"
340 PRINT:INPUT" 80 OR 1
32";B#:B=VAL(B#):I#=B#:GOSUB160
350 IF B=80 THEN B=127:R=B:RETUR
N ELSE IF B=132 THEN B=255:R=B:R
ETURN
360 GOTO330
370 '
380 '****CHECK VALUE 'N'****
390 PRINT:PRINT" (N=1 T
O 127)":PRINT
400 INPUT" N=";I#:GO
SUB160
410 IF I<1 OR I>127 THEN GOSUB23
0:GOTO380 ELSE RETURN
420 '
430 '****ON OR OFF?****
440 PRINT:PRINT:PRINT"

```



Artwork By Jack Keller

ARK ROYAL GAMES

P.O. Box 14306
Jacksonville, FL 32238

Prices on All games include shipping. Florida Resident add 5% tax.

All Programs require Color ComPuter™ (Tandy Corp) or TDP System 100 ComPuter™ (RCA)

KAMIKAZE 32K EXT — Fight off Takijiro Onishi's Kamikazes, find and destroy his suicide fleet before it finds you. Hi/res action graphics include: radar, search, mapscreen, fighter vs fighter, torpedo & divebomber, bomber vs ship, Kamikaze attack, and more. Hit table, repair, ready planes, target data, ship vs ship, Joystick option. 4 Levels.



Cassette \$24.95

KAMIKAZE 16K EXT — Not as extensive as its big brother but with enough 'boardgame' strategy to make it more than another shoot-em-up. Using your 12 ships and 68 fighters, search & destroy Kamikazes. Joystick option, play levels.

Cassette \$19.95

ACROSS THE RUBICON 16K EXT or NON EXT — The popular WWII wargame. Break thru the Huertgen Forrest using infantry, heavy and light tanks, air & artillery strikes Paratroops. Graphics, terrain modifiers, unit designators and 5 minute conversion instructions for 16K NON EXT. State system when ordering.



Cassette \$19.95

From STRICTLY COLOR SOFTWARE

MISSION EMPIRE! A strategic wargame/strategy game. Starting with one planet, incomplete intelligence and limited resources, you must conquer the rest of your galaxy. Play takes 2-5 hours and is DIFFERENT EVERY TIME! All versions offer GAME SAVE option. Specify 32K disc or 16K-The 32K versions require Extended Basic, the 16K does not. The disc version is shipped on a cassette with instructions for transferring to disk. If you want disc, add \$3.00.



Cassette \$19.95

```

ON = 1"
450 PRINT"                OFF = 0"
460 PRINT:INPUT"          SELECT 0
N/OFF";I$:GOSUB160:RETURN
470 '
480 B$="**1-SKIP PERF**":GOSUB14
0
490 PRINT:PRINT:PRINT" YOU MAY S
ELECT 0 TO 127 LINES"
500 PRINT:INPUT"          SKIP HOW MAN
Y LINES";I$:GOSUB160
510 IF I<1 GOTO 530 ELSE IF I>12
7 GOSUB230: GOTO490
520 GOSUB 250:PRINT#-2,Z#"N"CHR#
(I):RETURN
530 GOSUB250:PRINT#-2,Z#"O":RETU
RN
540 '
550 B$="**2-SET HEADER**":GOSUB1
40
560 PRINT:PRINT:PRINT" YOU MAY
SELECT 1 TO 16 LINES"
570 PRINT:INPUT"          HOW MANY HEAD
ER LINES";I$:GOSUB160
580 IF I<1 GOSUB 230:GOTO570 ELS
E IF I>16 GOSUB 230:GOTO570
590 GOSUB 250:PRINT#-2,Z#"R"CHR#

```

```

(I):RETURN
600 B$="**3-SET L MARGIN**":GOSU
B140
610 L=0:PRINT:PRINT:PRINT"YOU MA
Y SELECT";L$:PRINT"TO";R$:PRINT"
COLUMNS"
620 PRINT:PRINT"          HOW MANY
COLUMNS"
630 INPUT"          TO THE LEFT MARGI
N";L$:L=VAL(L$):I$=L$:GOSUB160
640 IF L=0 THEN GOTO680
650 IF L<0 THEN GOSUB230:L=0:GOT
O610 ELSE IF L>B THEN GOSUB230:G
OTO610
660 IF L>R THEN GOSUB200:GOTO610
670 GOSUB250:PRINT#-2,Z#"M"CHR#(
L):RETURN
680 GOSUB250:PRINT#-2,Z#"M"CHR#(
0):RETURN
690 '
700 B$="**4-SET R MARGIN**":GOSU
B140
710 R=B:PRINT:PRINT:PRINT"YOU MA
Y SELECT";L$:PRINT"TO";R$:PRINT"
COLUMNS"
720 PRINT:PRINT"          HOW MANY
COLUMNS"
730 INPUT"          TO THE RIGHT MARG
IN";R$:I$=R$:GOSUB160:R=VAL(R$)
740 IF R<L THEN GOSUB210:GOTO710
ELSE IF R>B THEN 710
750 GOSUB250:PRINT#-2,Z#"Q"CHR#(
R):RETURN
760 GOSUB250:PRINT#-2,Z#"Q"CHR#(
0):RETURN
770 '
780 B$="**5-FORM LENGTH**":GOSUB
140
790 PRINT:PRINT:PRINT"          SET FORM
BY LINES OR INCHES?"
800 PRINT:INPUT"          (L OR
I)";I$
810 IFQ$="X" THEN SOUND50,5: GOT
O2100 ELSE IFQ$<>"L" THEN A=32 E
LSE A=127:CLS
820 IF A=32 THEN CLS:GOSUB140:PR
INT:PRINT:PRINT" YOU MAY SELECT
1 TO 32 INCHES" ELSE GOTO 860
830 PRINT:PRINT"          HOW MANY
INCHES":INPUT"          (WHOLE INTE
GER)";I$:GOSUB160
840 IF I>A THEN GOSUB230:GOTO830
ELSE IF I<1THEN GOSUB230: GOTO8
30
850 GOSUB250:PRINT#-2,Z#"C"CHR#(
0)CHR#(I):RETURN
860 GOSUB140:PRINT:PRINT:PRINT"
YOU MAY SELECT 1 TO 127 LINES":P

```




HARMONYCS INTRODUCES...

NEW ★ MATHWAR An addition and subtraction game. The game is played by jumping one tie-fighter over another until only one is left on the screen. Each time a jump is selected a math problem must be answered. There are four selectable levels of math difficulty: Level 1—Uses numbers up to 19 but no problems are given that require carrying or borrowing. Level 2—Numbers up to 99 with no carrying or borrowing. Level 3—Numbers up to 19. Carrying and borrowing problems are given. Level 4—Numbers up to 99. Carrying and borrowing problems given. The student's interest is held by the graphics, sound and fun of this thinking game. Wrong answers do not receive a negative response from the computer. The program is FUN for young AND old.
requires 16K and EXTENDED BASIC \$11.95

NEW ★ PIE-CHART written by Mick Murray
PIE-CHART allows you to enter up to 20 items and display the resulting hi-resolution PIE-CHART. The data or the chart screen itself may be saved to cassette. An additional feature allows you to read the piecharts or OTHER HI-RES GRAPHICS SCREENS back in from tape and flip quickly from one screen to the next. You could save a large series of screens to tape and "flip" through them much as might be done in a slide presentation.
requires 16K and EXTENDED BASIC \$10.95

★ **DISK MONEY MINDER** permits you to set up and maintain a family budget. 32K and DISK required \$19.95

★ **MONEY MINDER II** is a cassette version of DISK MONEY MINDER 16K and COLOR BASIC REQUIRED \$14.95

★ **PRESCHOOL PAK** contains two preschool learning drills. Alphabet drills the preschooler in alphabet recognition. Counter drills the child in counting up to 10. They're fun!
16K and EXTENDED BASIC required \$8.95

HARMONYCS
P.O. BOX 1573
SALT LAKE CITY, UTAH 84110



ADVENTURES

16K CIRCUS ADVENTURE \$9.95
A child's adventure game with many songs, graphics, and surprises. Meet all of your circus favorites while searching for the popcorn man. Great family fun for all ages.

16K SCHOOLMAZE ADVENTURE \$11.95
While in search of a lost computer tape, you travel in a school and draw pictures, compose songs, play basketball, and use the keyboard to travel in the hallways.

BOOK

A BYTE OF COLOR BASIC
by Steve Blyn

A work-text containing — instruction, examples, illustrations, programs, and many practice exercises. 3 Units — Basic, Graphics, and Sound. 24 chapters to teach you what you need to know to begin reading, understanding, and writing your own programs. Answer Key included with each book. Great book for beginners. \$4.95



DOLLARS AND SENSE 16K Ext. \$11.95
Learn to make purchases. Graphic displays of items kids love. Player buys using dollars and coins to practice using money correctly. Solutions given.

McCOCO'S MENU 16K Ext. \$11.95
America's favorite pastime — going out to eat! Learn to buy and add up your purchases from a typical fast food restaurant menu. Gain skill in using money. Different prices each time.

MONEYPAK 32K Ext. \$22.95
2 Programs teach the use of money to purchase items displayed and to buy from a fast food menu. Includes play money.

ADDITION AND SUBTRACTION 16K \$11.95
Menu driven, 2 level program provides practice in adding or subtracting 2 digit numbers. Vertical format for proper entry of digits in the answers. Report card scoring.



LONG DIVISION TUTOR by Ed Guy
16K Ext. Basic \$14.95
A tutorial that takes the child through all steps of the example. Includes HELP tables, cursor aids, and graphic aids. Input your own numbers, or let the computer choose the example. Three levels of difficulty. Great teaching program!

MULTIPLICATION TUTOR by Ed Guy
16K Ext. Basic \$14.95
Similar type tutorial to the above. All carries indicated. Teaches examples from one to three place multipliers.

DEALERS INQUIRIES INVITED

FREE set of BINARY DICE, including full directions, with orders of 2 or more items.

THE WIZARD NOW SPEAKS
THE TALKING WIZARD 16K Ext. \$19.95
A talking version of our popular WIZARD game. This is a child size (Eliza-Freud) type game. Input any question and the WIZARD writes and now SPEAKS (through the T.V. speaker) an amusing answer. Great for reading practice or just plain fun.
voice by—Classical Computing Inc.



**LEARNING PROGRAMS
FOR HOME OR SCHOOL**

FOREIGN LANGUAGE GAMES 16K or 16K Ext. \$11.95

***** NO EXTRAS NEEDED *****
Instructions are included enabling you to modify these programs for additional vocabulary or verb practice. Create your own future versions!!!

FRENCH BASEBALL — Score base hits or home runs for correct answers. You're out if wrong. Correct answers supplied. Fun way to learn and practice vocabulary. 2 levels. 200 questions
SPANISH BASEBALL — Same game using Spanish vocabulary words.
ITALIAN BASEBALL — Same game using Italian vocabulary words.

PLEASE SPECIFY LANGUAGE AND VERSION

*** NEW ***

BEYOND WORDS 32K Ext. \$19.95 Each
3 Part menu driven program with tutorials and grade appropriate subtests and reviews. Over 400 questions, 800 words, modifiable.

- * Beyond Words I - Grades 3-5
- * Beyond Words II - Grades 6-8
- * Beyond Words III - Grades 9-12

VOCABULARY BUILDERS 32K Ext. \$19.95 Each
4 Part multiple choice format. 200 questions, 1000 words. User modifiable.

- * Vocab. Builder I - Grades 3-5
- * Vocab. Builder II - Grades 6-8
- * Vocab. Builder III - Grades 9-12

On Disk
Beyond Words I and Vocab. Builder I \$38.95
Beyond Words II and Vocab. Builder II \$38.95
Beyond Words III and Vocab. Builder III \$38.95

READING AIDS 4-Pak 16K Ext. \$19.95
A 4 part menu driven program for the Elementary school child to create his own original reading material. Includes the 4 popular programs — POETRY, SILLY STORIES, SILLY SENTENCES and WIZARD, now expanded to 16K Extended Basic.

COMPUTER ISLAND
DEPT. R
227 Hampton Green
Staten Island, N.Y. 10312

(212) 948-2748



Add \$1.00 S/H - N.Y. Add Proper Tax
Send for catalog of other programs

GAMES

COCO-JOT 16K Ext. \$11.95 by Steve Greenberg
A new version of the famous Jotto word game. A guessing game using your powers of reasoning and deduction. 1 or 2 player game. Different levels of play. Ages 8 to adult. User modifiable.

NEW!!

GHOST 16K Ext. \$11.95
by Sherman Rosen
Color Computer version of the famous word game. 2 levels. Ages 8 to adult. Great Family Fun!



SPECIAL — CLOSEOUT of Creative Computing's never released software for the CoCo. 2 Hi-Res machine language, joystick controlled arcade style games. **PICNIC** (escape spider, capture food), **TRICKASHAY** (tank duel in a tricky maze). 1 or 2 players, multi-level. 16K Ext. Both for an incredible \$11.95

NAME THAT SONG GAMES

16K Extended \$9.95 each
1. 72 children's popular songs. 2 levels of difficulty. Timer. Many hours of fun.
2. 72 all time pop, country, and movie melodies from the last three decades.
3. 60 Broadway Show tunes to test you on past musicals. Fun for all trivia buffs.



PRESCHOOL PACK 1 16K Ext. \$11.95 by Joseph Kolar
Clown and Fish-Num: Two programs to help your child recognize and count the words and numbers 1 - 10. Hi-res graphics and lively songs help to attract and keep attention.

PRESCHOOL PACK 2 16K Ext. \$11.95 by Joseph Kolar
Count Kids and Add Penny: Two programs to help your child count and add up to 10. Beautiful hi-res graphics.

PRESCHOOL PACK 3 16K Ext. \$11.95 by Joseph Kolar
Alpha-Byte: Programs designed to teach recognition and identification of the alphabet. Attractive hi-res graphics.

Each of the above Preschool Packs on disk - \$15.95
All three Preschool Packs on disk - \$38.95

MUSIC MARVEL 16K Ext. Basic \$9.95
Play 2 familiar children's songs. Large graphic displays. No reading or musical ability needed. Great for pre-schoolers. 16K version also available. Please specify.

HEBREW BULLETIN BOARD 16K Ext. \$15.95 by Joseph Kolar
A utility that will enable YOU to create Hebrew or Hebrew/English words, flash cards, sentences, greeting cards, etc. in Hi-res. Easy to learn-full documentation. For hard copy, use your printer and any screen print program.

Authors: We are seeking quality children's software for leisure or learning. Write for details. Top royalties.

HELP WANTED

Dragon Slayers, Space Pilots, Witch Doctors, Maze Makers, Professors and other creative programmers.

We Want You!

Your original Color Computer Software program is worth money and we want to discuss it with you...

Earn Top Buck!



24001 ALICIA PKWY., NO. 226
MISSION VIEJO, CA 92691
(714) 768-1551

COMPUTERS

Growing Company with lots of

P
Po.
exp
Req
assi
knc

13
Co

M
Wit
Illu
con
doll
mac
Com
pos
expe
is
th

```

PRINT
870 INPUT "          HOW MANY LINES";
I#:GOSUB160
880 IF I>A THEN GOSUB230:GOTO870
ELSE IF I<1 THEN GOSUB230: GOTO
870
890 GOSUB250:PRINT#-2,Z#"C"CHR*(
I):RETURN
900 '
910 B#"**6-LN FD LENGTH**":GOSU
B140
920 PRINT:PRINT:PRINT" SELECT FR
OM THE FOLLOWING LINE":PRINT" FE
ED SIZES:"
930 PRINT:PRINT"          1/8 INCH
= 0
940 PRINT"          7/72 INCH = 1
950 PRINT"          1/6 INCH = 2 (D
EFAULT)
960 PRINT"          N/72 INCH = 3
970 PRINT"          N/144 INCH = 4
980 PRINT:INPUT" SELECT LINE
FEED SIZE";I#:GOSUB160:IF I<0 TH
EN GOTO 980 ELSE IF I>4 THEN GOT
O 980
990 IF I=3 THEN GOTO 1040 ELSE I
F I=4 THEN 1060
1000 GOSUB250:IF I=0 THEN GOTO 1
010 ELSE IF I=1 THEN GOTO 1020 E

```

```

LSE GOTO 1030
1010 PRINT#-2,Z#"0":RETURN
1020 PRINT#-2,Z#"1":RETURN
1030 PRINT#-2,Z#"2":RETURN
1040 GOSUB140:PRINT:PRINT:PRINT"
SELECT N/72 INCHES"
1050 GOSUB380:GOSUB250:PRINT#-2,
Z#"A"CHR*(I):RETURN
1060 GOSUB140:PRINT:PRINT:PRINT"
SELECT N/144 INCHES"
1070 GOSUB380:GOSUB250:PRINT#-2,
Z#"3"CHR*(I):RETURN
1080 '
1090 B#"**7-HOR TAB SET**":GOSU
B140:H=25
1100 PRINT:PRINT:PRINT" YOU MA
Y SET UP TO";:PRINTH;:PRINT"TAB#
"
1110 PRINT:PRINT"          HOW MANY T
ABS DO YOU":INPUT"          WANT TO
SET";T#:T=VAL(T#):I#=T#:GOSUB16
0
1120 IF T<1THEN GOSUB230:GOTO111
0 ELSE IF T>H THEN GOSUB230:GOTO
1110
1130 FOR TT=1TOT
1140 INPUT"          SET TAB =";I#
:GOSUB160: IF I>R THEN GOSUB220
ELSE IF I=0 THEN GOSUB220 ELSE I
F I=128 THEN GOSUB220 ELSE GOTO
11601150 GOTO1140
1160 X#=CHR*(I):Y#=Y#+X#:NEXT TT
:IF HA=0 THEN GOTO1180
1170 GOSUB250:PRINT#-2,Z#"D" Y#
CHR*(0):RETURN
1180 GOSUB250:PRINT#-2,Z#"P" Y#
CHR*(0):RETURN
1190 '
1200 B#"**8-VERT TAB SET**":GOS
UB140:HA=0:H=20:GOTO1100
1210 '
1220 B#"**9-SLASHED ZERO**":GOS
UB140
1230 PRINT:PRINT:PRINT"          DO YO
U WANT SLASHED ZERO":PRINT"
ON OR OFF?":GOSUB430
1240 IF I=0 THEN GOSUB250:PRINT#
-2,Z#"V"CHR*(0):RETURN
1250 IF I<>1 THEN GOTO1220 ELSE
GOSUB250:PRINT#-2,Z#"V"CHR*(1):R
ETURN
1260 '
1270 B#"**10-UNDERLINE**":GOSUB
140
1280 PRINT:PRINT:PRINT"          DO Y
OU WANT UNDERLINE":PRINT"
ON OR OFF?":GOSUB430
1290 IF I=0 THEN GOSUB250:PRINT#
-2,Z#"-"CHR*(0):RETURN
1300 IF I<>1 THEN GOTO1270 ELSE

```

SELECTED SOFTWARE

FOR THE COLOR COMPUTER

All programs are in 16K machine language unless noted.

MARK DATA PRODUCTS

- ** **SPACE RAIDERS** New Invader-type game. Super Hi-Res Graphics and Sound. You'll love it. \$24.95
- * **ASTRO BLAST** Excellent space shooting game. Super Hi-Res Graphics and Sound. \$24.95
- * **COLOR HAYWIRE** Classic arcade game, rated A+ by Color Computer magazines. \$19.95

SPECTRAL ASSOCIATES

- * **ANDROID ATTACK** Excellent berserk-type game. Comes with 16K and 32K. 32K version will talk. \$21.95
- * **MS. GOBBLER** (32K) Outstanding Pac Man-type game with 4 different mazes and 16 skill levels. \$21.95
- * **WHIRLYBIRD RUN** Pilot a chopper over a varying terrain while dropping bombs and firing missiles to destroy enemy bases, ships and missiles. \$21.95
- * **GALAX ATTAX** Protect your base by shooting alien fighter in formation. Excellent Graphics and Sound. \$21.95
- ** **SPACE RACE** Maneuver yourself in space but alien ships appear and must be destroyed. Hi-Res Graphics and Sound. \$21.95
- * **PLANET INVASION** Excellent Defender-type game. Highest-Res Graphics and Sound. \$21.95
- * **DEFENSE** Defend your spaceships from enemy laser beams. \$21.95
- * **SPACE WAR** You must break through the enemy fighters and the defenses of Death Star. Super fast. \$21.95
- ** **SPACE INVADERS** Fast action Invader game. Excellent Graphics and Sound. \$17.95
- * **GHOST GOBBLER** Highly rated Pac Man-type game. 16 skill levels and lots of action. \$19.95
- * **KEYS OF THE WIZARD** Super adventure game! Great sound! You never play the same twice. \$19.95

TOM MIX SOFTWARE

- * **DONKEY KING** (32K) Just Outstanding! \$24.95
- * **KATERPILLAR** Excellent Centipede-type game. Highly rated by Color Computer magazines! \$24.95
- * **WAR KINGS** Battle to save your castle and king. Hi-Res Graphics with Outstanding Sound. \$19.95
- * **PROTECTORS** (32K) Excellent Graphics and Sound. \$24.95

MED SYSTEMS

- INVADER'S REVENGE** You are the last survived space invader. You must revenge! \$19.95
- PHANTOM SLAYER** Enter the deadly catacombs and destroy the phantoms, 3-D Graphics. \$19.95

INTELLECTRONICS

- * **DUNKEY MUNKEY** (32K) Absolutely excellent Donkey Kong-type game. You'll love it! \$21.95
- * **STAR FIRE** One of the best Defender-type game. Hi-Res Graphics and Sound. \$19.95

INTRACOLOR

- ** **COLORPEDE** Just like the arcade. \$29.95
- * **ROBOTTACK** Just like the arcade. \$24.95

THE PROGRAMMER'S GUILD

- ** **PACDROIDS** The most challenging Pac Man-type. Super Hi-Res Graphics and Sound. \$19.95

CHROMATIC SOFTWARE

- * **THE SPIDER** Travel the channels destroying the spiders before they get you. Super action. Excellent Graphics and Sound. \$19.95

DATA SOFT

Top Notch Games

- * **ZAXXON** (32K) Maneuver your ship through a battlefield of state-of-the-art missiles, anti-aircraft tanks and enemy planes. Survive all that and you'll meet the deadly ZAXXON Robot! \$39.95
- ** **MOON SHUTTLE** Pilot your moon shuttle through outerspace avoiding man-o-wars, meteors, bomb launchers and expandos to meet the prince of darkness. But watch out for his darkest side. \$34.95

COMPUTERWARE

- * **DOODLE BUG** Just like ladybug in the arcade. \$21.95

THE CORNSOFT GROUP

- ** **FROGGER** Just like the arcade. \$19.95

ELITE SOFTWARE

- * **ZAKSUND** (32K) Fly your spaceship through enemy star bases. Avoid guided missiles, lasers and firing turrets. Can you reach their leader? \$24.95

SOFT SECTOR MARKETING

- MASTER CONTROL II** Comes with plastic keyboard overlay and complete easy to understand manual. \$19.95

- COLOR GRAPHIC EDITOR** This program permits the creation of graphic pictures on the screen that can be saved to disk for later use. Requires extended BASIC or DISK BASIC. \$19.95

- COLOR BONANZA** 50 programs on 6 cassettes stored in an attractive package. Some require extended BASIC. \$39.95

SUGAR SOFTWARE

Extended BASIC Programs

- TIMS** Excellent personal database management system. \$24.95
- GALACTIC-HANGMAN** Top-rated Hangman game. Can you find a better one? \$14.95

NELSON SOFTWARE SYSTEMS

SUPER COLOR WRITER II Version 3.0.

64K Compatible Tape \$69.95

Rompak \$89.95

SUPER COLOR TERMINAL Version 3.0.

64K Compatible Tape \$49.95

Rompak \$59.95

UPGRADE YOUR COLOR COMPUTER!

Complete solderless kits with easy-to-follow instructions.

4K-16K \$15.95

4K-32K \$49.95

16K-32K \$34.95

64K CHIP SET

Eight 4164-200 NS Prime ICs \$54.95

Note: All ICs used in our kits are first quality 200NS Prime Chips and carry one full year warranty.

* Requires Joystick ** Joystick Optional

ORDER 2 ITEMS AND GET 10% OFF!

We pay postage on all orders in the United States and Canada. Overseas please add \$3.00

We accept check or money order. U.S. funds only for foreign orders.

Send to:

SELECTED SOFTWARE

P.O. Box 32228, Fridley, MN 55421

(MN Residents add 6% sales tax.)

```

GOSUB250:PRINT#-2,Z#"-"CHR*(1):R
ETURN
1310 '
1320 B#"**11-DOUBL STRIKE**":GOSUB140
1330 PRINT:PRINT:PRINT" DO YOU
WANT DOUBLE STRIKE":PRINT"
ON OR OFF?":GOSUB430
1340 IF I=0 THEN GOSUB250:PRINT#
-2,Z#"H":RETURN
1350 IF I<>1 THEN GOTO1320 ELSE
GOSUB250:PRINT#-2,Z#"B":RETURN
1360 '
1370 B#"**12-ITALIC CHARS**":GOSUB140
1380 PRINT:PRINT:PRINT" DO YOU W
ANT ITALIC CHARACTERS":PRINT"
ON OR OFF?":GOSUB430
1390 IF I=0 THEN GOSUB250:PRINT#
-2,Z#"5":RETURN
1400 IF I<>1 THEN GOTO1370 ELSE
GOSUB250:PRINT#-2,Z#"4":RETURN
1410 '
1420 B#"**13-PROPOR CHARS**":GOSUB140
1430 PRINT:PRINT:PRINT" DO YO
U WANT PROPORTIONAL":PRINT"
CHARACTERS ON OR OFF?":GOSUB430
1440 IF I=0 THEN GOSUB250:PRINT#
-2,Z#"Z"CHR*(0):RETURN

```

```

1450 IF I<>1 THEN GOSUB1420 ELSE
GOSUB140
1460 PRINT:PRINT:PRINT" SEL
ECT 1 TO 8 SPACES":INPUT" B
ETWEEN CHARACTERS"II
1470 IF I<1 THEN GOTO1460 ELSE I
F I>8 THEN GOTO1460
1480 GOSUB250:PRINT#-2,Z#"Z"CHR*
(I):RETURN
1490 '
1500 B#"**14-SUPERSCRIP**":GOSUB140
1510 PRINT:PRINT:PRINT" DO YO
U WANT SUPERSCRIP":PRINT" C
HARACTERS ON OR OFF?":GOSUB430
1520 IF I=0 THEN GOSUB250:PRINT#
-2,Z#"T":PRINT#-2,Z#"H":RETURN
1530 IF I<>1 THEN GOTO1500 ELSE
GOSUB250:PRINT#-2,Z#"S"CHR*(0):R
ETURN
1540 '
1550 B#"**15-SUBSCRIP**":GOSUB140
1560 PRINT:PRINT:PRINT" DO Y
OU WANT SUBSCRIP":PRINT" CH
ARACTERS ON OR OFF?":GOSUB430
1570 IF I=0 THEN GOSUB250:PRINT#
-2,Z#"T":PRINT#-2,Z#"H":RETURN
1580 IF I<>1 THEN GOTO1550 ELSE
GOSUB250:PRINT#-2,Z#"S"CHR*(1):R
ETURN
1590 '
1600 B#"**16-10 CHARS/IN**":GOSUB140
1610 GOSUB250:PRINT:PRINT:PRINT"
10 CHARACTERS PER INCH"
1620 PRINT#-2,Z#"B"CHR*(1):GOSUB290:RETURN
1630 IF I=0 THEN GOSUB250:PRINT#
-2,Z#"B"CHR*(1)
1640 '
1650 B#"**17-12 CHARS/IN**":GOSUB140
1660 GOSUB250:PRINT:PRINT:PRINT"
12 CHARACTERS PER INCH"
1670 PRINT#-2,Z#"B"CHR*(2):GOSUB290:RETURN
1680 B#"**18-COMPRESSED**":GOSUB140
1690 GOSUB250:PRINT:PRINT:PRINT"
COMPRESSED"
1700 PRINT#-2,Z#"B"CHR*(3):GOSUB290:RETURN
1710 '
1720 B#"**19-EXPANDED**":GOSUB140
1730 PRINT:PRINT:PRINT" DO Y
OU WANT EXPANDED":PRINT" CHA
RACTERS ON OR OFF?"
1740 GOSUB430:IF I=0 THEN GOSUB2

```

POWERBYTE SOFTWARE™
Presents
APPLICATION SOFTWARE
Business and Home
for the
• **TRS 80 Color Computer**
• **TDP-100 Computer**

65 Applications Available including:

THE ACCOUNTANT - General Ledger, Income Statement & Balance Sheet	\$29.95
ACCOUNTS RECEIVABLE/PAYABLE - Create Journal for Current Accounts & Record of Paid Accts.	\$21.95
BUSINESS INVENTORY \$19.95	AT HOME INVENTORY \$12.95
ORDER TRACKER \$19.95	CHECKBOOK BOOKY \$12.95
MY PROFIT MARGIN \$16.95	THE STOCK TICKER \$16.95
BILLING SOLVER \$19.95	TAPE
CASH FLOW MODEL \$16.95	UTILITY BILL SAVER \$12.95
THE CLIENT TICKLER \$19.95	THE BAR CHART \$8.95
INCOME & EXPENSER \$15.95	MOTHER'S RECIPES \$12.95
BUSINESS APPOINTMENTS \$16.95	THE MAILMAN \$12.95
	GRADE MY KIDS \$15.95

AND MANY, MANY MORE!!

ALL PROGRAMS FOR CASSETTE & GUARANTEED TO LOAD

•FREE CATALOG
WITH INTRODUCTORY SPECIALS

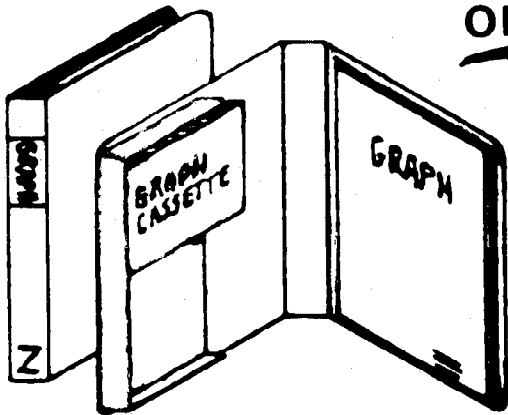
POWERBYTE SOFTWARE

2 CHIPLEY RUN
WEST BERLIN, NJ 08091
(609) 348-3063



ORGANIZE and **PROTECT** your **VALUABLE** software library the **COLORFUL** way with **ZETAPAKS™** from **ZETA Computer**.

Mix 'n' match your collection with these rugged-vinyl software "safes" in a choice of **4 COLORS**. Now you can store your media **TOGETHER** with your instructions on the **SAME** shelf with your computer books.



ONLY

\$3.50 EACH or
\$38.95 Per DOZEN
Postpaid

—**COLORS**—
BEIGE
TAN
BLUE
YELLOW

HOLDS ALL TYPES OF SOFTWARE MEDIA

Besides holding a 6" × 8½" manual up to ½" thick, a **ZETAPAK** can hold 2 audio/digital cassettes

or 2 stringy floppy cartridges

or 2 of the new 3" micro disks

or 6 5¼" floppy disks

or 2 ROM cartridges (up to 7/8" thick)

Ask you local computer dealer to stock **ZETAPAKS** or
ORDER DIRECT: ZETACOM Dept. RB
P.O. BOX 3522
GREENVILLE, SC 29608

*Specify how many of what color.

*Send Bank or PO Money Order for fastest service.

*COD is fast but \$2 extra. *Please allow 4 weeks delivery on checks.

*Foreign: US Funds add .50 each for Air Mail. *Purchase Price of \$3.00 each **ZETAPAK REFUNDABLE** if returned unopened within 30 days. ***SOFTWARE PUBLISHERS/DEALERS** write or call for discount schedule...(803) 246-1741 after 1 P.M. EST.

© TM 1983 **ZETA Computer**

```

50:PRINT#-2,Z#"W"CHR$(0):RETURN
1750 IF I<>1 THEN GOTO1720 ELSE
GOSUB250:PRINT#-2,Z#"W"CHR$(1):R
ETURN
1760 '
1770 B#"**20-EMPHASIZED**":GOSU
B140
1780 PRINT:PRINT:PRINT" DO YO
U WANT EMPHASIZED":PRINT" CH
ARACTERS ON OR OFF?"
1790 GOSUB430:IF I=0 THEN GOSUB2
50:PRINT#-2,Z#"F":RETURN
1800 IF I<>1 THEN GOTO1770 ELSE
GOSUB250:PRINT#-2,Z#"E":RETURN
1810 '
1820 B#"**21-UNIDIRECT**":GOSUB
140
1830 PRINT:PRINT:PRINT" DO YOU
WANT UNIDIRECTION":PRINT" P
RINT MODE ON OR OFF?":GOSUB430
1840 IF I=0 THEN GOSUB250:PRINT#
-2,Z#"U"CHR$(0):RETURN
1850 IF I<>1 THEN GOTO1820 ELSE
GOSUB250:PRINT#-2,Z#"U"CHR$(1):R
ETURN
1860 '
1870 B#"**22-PRNT PPR OUT**":GO
SUB140
1880 PRINT:PRINT:PRINT" DO Y

```

```

OU WANT 'PRINT IF":PRINT" PA
PER OUT' ON OR OFF?":GOSUB430
1890 IF I=0 THEN GOSUB250:PRINT#
-2,Z#"9":RETURN
1900 IF I<>1 THEN GOTO1870 ELSE
GOSUB250:PRINT#-2,Z#"8":RETURN
1910 '
1920 B#"**23-FORM FEED**":GOSUB
140
1930 GOSUB250:PRINT#-2,CHR$(12):
GOSUB290:RETURN
1940 '
1950 B#"**SOFTWR RESET**":GOSUB
140
1960 PRINT:PRINT:PRINT" REIN
ITIALIZES FORMAT
1970 PRINT" TO POWER UP SETT
INGS
1980 GOSUB250:PRINT#-2,Z#"0":GOS
UB290:RETURN
1990 '
2000 GOSUB250:CLS:PRINT@200,"***
*****
2010 PRINT@232,"* EXIT *
2020 PRINT@264,"*****
2030 GOSUB290:GOTO2300
2040 CLS
2050 PRINT:PRINT:PRINT"
GEMINI 10/15": PRINT" PRI

```

TDP ELECTRONICS

The System 100 from Tandy.

TDP SYSTEM 100



10-1000 16K BASIC COLOR COMPUTER \$CALL

10-1010 16K BASIC/ EXTENDED BASIC \$CALL

*** SPECIAL!! 32/64K EXTENDED BASIC ***

INCLUDES: COGNITEC'S TELEWRITER 64
 \$449.00 Wordprocessor Program OR
 TOM MIX'S "DONKEY KING" Game!!!

**TOM MIX * ANTECO * DERRINGER
 MARK DATA * COLORSOFT * BOTEK
 COMPUTERWARE * BERTAMAX ***
 EPSON DOT MATRIX PRINTERS and COMPUTERS *
 OKIDATA DOT MATRIX PRINTERS * AMDEK *
 TRANSTAR LQ PRINTERS * BMC * RCA
 HAYES MICROCOMPUTER MODEMS * NEC *
 FRANK HOGG LABORATORY * SIGNALMAN *
 SPECTRAL ASSOCIATES * ECS CABLES *
 C. ITOH PRO-WRITER PRINTERS

Emerald Computer Services
 4401 219th S.W.
 Mountlake Terrace, WA 98043

\$389.95

**DISK DRIVE 0
 ONE YEAR WARRANTY**

NOTE: TDP-100 System 100
 PERSONAL COMPUTERS INCLUDE:

- o "BUST OUT" Game Cartridge
- o Two Joysticks
- o Easy to Read Tutorial Manuals
- o TV/ Computer Interface Box
- o RS-232 INTERFACE
- o EXPANSIBILITY

CUSTOM KEYBOARDS AVAILABLE!

* VISA / MASTERCARD ACCEPTED * COD *
 OVERSEAS ORDERS WELCOME!!!
 ALLOW 2-3 WEEKS for PERSONAL CHECKS!

206-778-9826

TDP · ATARI · EPSON · MORROW · TIMEX

```

NTER FORMATTER"
2060 PRINT"          COPYRIGHT 19
83"
2070 PRINT"          BY BILL BOH
NE"
2080 PRINT:PRINT:PRINT:INPUT"
PRINTER ON LINE <Y/N>";Q$
2090 IF Q$<>"Y" GOTO 2040
2100 CLS:GOSUB320:CLS
2110 PRINT@102,"MAKE YOUR SELECT
ION
2120 PRINT@169,"FROM THE MENU
2130 PRINT@233,"YOUR SELECTION
2140 PRINT@294,"WILL BE SENT TO
THE
2150 PRINT@364,"PRINTER
2160 PRINT@421,"<'X' RETURNS TO
MENU>
2170 GOSUB290
2180 '*****PRINT FORMAT MENU****
*
2190 RESTORE
2200 CLS
2210 PRINT"* * * * * FORMAT MENU
* * * * *"
2220 FOR X=32TO416 STEP32
2230 READA$:PRINT@X,A$:NEXTX
2240 FOR X=48TO432 STEP32

```

```

2250 READA$:PRINT@X,A$:NEXTX
2260 PRINT:INPUT" SELECT FORMA
T NUMBER";A
2270 IF A<1 THEN2180 ELSE IF A>2
5THEN 2180
2280 ON A GOSUB480,550,600,700,7
80,910,1090,1200,1220,1270,1320,
1370,1420,1500,1550,1600,1650,16
80,1720,1770,1820,1870,1920,1950
,2000
2290 GOTO2180
2300 CLS:END
2310 DATA" 1-SKIP PERF"," 2-SET
HEADER"," 3-SET L MARGIN"," 4-SE
T R MARGIN"," 5-FORM LENGTH"," 6
-LN FD LENGTH"," 7-HOR TAB SET",
" 8-VERT TAB SET"
2320 DATA" 9-SLASHED ZERO","10-U
NDERLINE","11-DOUBL STRIKE","12-
ITALIC CHARS","13-PROPOR CHARS",
"14-SUPERSCRIPT","15-SUBSCRIPT"
2330 DATA"16-10 CHARS/IN","17-12
CHARS/IN","18-COMPRESSED","19-E
XPANDED","20-EMPHASIZED","21-UNI
DIRECT"
2340 DATA"22-PRNT PPR OUT","23-F
ORM FEED","24-SOFTWR RESET","25-
EXIT PROGRAM"," "

```

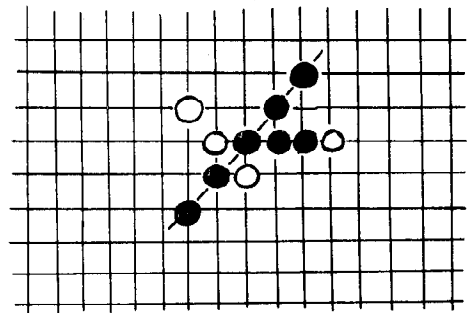
'NEW' KODOMO~NO~GO

Get 5 in a row before your opponent. 19 x 19 playing matrix. This is the favorite relaxation game for Japanese Go players. Two-player version and 4 computer skill levels for one player: also Tic-Tac-Toe on the same tape.

\$19.95 32K Ext. Basic cassette only.

\$14.95 16K Ext. Basic. Three skill levels plus Tic-Tac-Toe.

\$ 8.95 16K Ext. Basic Tic-Tac-Toe only.



'ALSO' CO~EXISTENCE

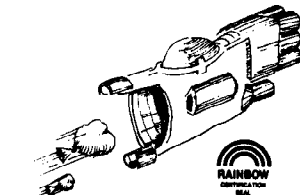

Successfully develop your country in a resource-limited world. Form a world government, sign treaties, go to war: anything goes. This is a two - to six - player game which combines computer and board play (board and pieces provided).

\$24.95 16K Ext. Basic cassette only.

'AND' 5 EXCITING GAMES

Be a Cosmic Trash Collector, fight a mighty space battle, or surround your opponent in Trap'em — all this and more on one tape. The RAINBOW says, "Great fare for the family with young children."

\$15.95 16K Ext. Basic cassette.



RAINBOW
CERTIFICATION
SEAL

P. O. Box 4016
Cherry Hill, NJ 08034

CoCoDATA Enterprises

1215 Emerald Drive • Orlando, Florida 32808

Color Computer 16K EXTENDED BASIC

"Low Cost, High Quality Software"

Color Computer Weekly, March 11, 1983

"Satisfaction guaranteed or your money back!"

★ ★ ★ ★ ★ The Product Line ★ ★ ★ ★ ★

GRAPHICS PROGRAM

GENERATOR I \$11.95



Let your CoCo write "Syntax perfect" graphics programs for you! Boxes, circles, arcs, ellipses, paint, and lines can all be created while viewing the graphics screen using the arrow keys and a few one-key commands. Use either of four color sets in PMODE3. Extra features like "erase", "check remaining strings space" and optional grid marker pixels. When your graphics are complete, GPG I will write a unique program to tape to duplicate the picture you've created. This generated program can be edited, added to, or merged like any other! Manual details operation.

GRAPHICS PROGRAM

GENERATOR II \$16.95



All the features of GPG I plus characters with a self loading machine language module! Includes a binary screen save feature to reproduce your graphics with text in a later program. Manual includes Assembly Language source listing.

ELECTRICITY CONSUMPTION

MONITOR \$10.95



Utilize your CoCo to reduce your electric bill! Both text and graphic presentations are used to show consumption in either dollars or KWH. Extra features include bill projection anytime during month and 20 day trend analysis. If you can't measure it, you can't manage it! Sixteen page manual includes listing and forms to record data. Printer is NOT required.

HOUSEHOLD BUDGET

WORKSHEET \$ 6.95



Produces an up-dated monthly financial worksheet without files, yet contractual loans are automatically up-dated with new balances and months remaining. Budget categories and variable expenses user defined. Includes provisions for variable income like commissions, one time expenses and/or income. Excellent manual includes listing, examples, form to list data. Works with any printer.

LLIST-RITE \$ 5.95



Complex, non-commented programs are much easier to follow after using this listing utility! Multiple statements and IF... THEN... ELSE statements are logically separated, line numbers are set apart from text, page boundaries are observed. Works with any printer; complete, easy to understand instruction sheet included.

MATCH 2! \$7.95

Our version of concentration. Play against the computer at different skill levels or select two player option. Some unexpected surprises add more fun, should sharpen memory skills.

★ ★ ★ ★ ★

Each program ordered must include 75¢ for Shipping and Handling.

Software Review

Four-Part Composing With *The Composer*

The Color Computer by itself with either Color BASIC or Extended Color BASIC allows the sounding of only single melodic lines. This is a very limiting condition for those of us who are interested in pursuing musical applications of computers. Our musical system contains harmonic as well as melodic elements and, therefore, to fully explore musical applications of computers, harmony as well as melody needs to be considered.

Our CoCo is now receiving good software support in this area. *The Composer* by Speech Systems enables one to write up to four-part harmony for playback by the Color Computer. The program comes with a well-written, 13-page manual. (You do not need to read the whole manual to make good use of the program.) The manual also contains a handy reference chart as an aid to preparing music and nine additional pages of musical examples (in DATA statements). Included are such favorites as *King of the Road*, *Blowin in the Wind*, *Battle Hymn of the Republic*, and *Mexican Hat Dance*. Some time and effort will be needed to key in the above examples, but if one of these songs is a favorite the time spent could well be worth it.

The program comes in two versions (tape and disk). The tape version requires a minimum of 16K and disk a minimum of 32K. Both require Extended Color BASIC and include the musical selection *Raindrops Keep Falling* already keyed into the necessary DATA statements. So, before getting too involved in the manual, you can set up some background music for your reading enjoyment. But be patient, the DATA statements must be compiled (by the program) into a machine language program before playing. This process takes approximately three minutes. I found the wait worthwhile in order to hear four-part harmony being produced by my CoCo.

The disk version contains an extra program called *JUKEBOX*. Contained within this program is the above song (Raindrops) and a version of *The Exodus* already compiled and ready to play. Also included are examples of a few sound effects (a phaser, a train, and a plane).

Listening to the above is possible with no musical or programming knowledge. Just follow the directions exactly as stated in the manual. It is helpful to be able to interpret and understand use of basic music notation in order to use the "Preparing Music" part of the manual. The main requirements are knowing note-length values and pitch names on the grand staff. Along with this, your greatest asset is a creative musical imagination. A great feature of

"TRS-80 COLOR COMPUTER PRODUCTS" "THE 1248-EP EPROM PROGRAMMER"

The 1248-EP EPROM PROGRAMMER is a full function unit that is compatible with virtually all popular 1K, 2K, 4K & 8K -by-8, 24 pin, 5 volt EPROMS. Compatible devices are 2508's, 2758 -0/1's, 2516's, 2716's, 2532's, 68732-0/1's, 68764's, and 68766's. Components 2732, 2732A, 2564, and 2764 are compatible via adapters (not supplied). The programmer is totally menu driven by resident position independent firmware in EPROM, which makes it suitable for experienced computer operators and novices alike.

Select the device type to be programmed from the device menu. Next, select the function to be performed from the function menu. On your command the 1248-EP will verify EPROM erasure, compare EPROM contents to specified contents of RAM or ROM, program blocks or individual bytes of EPROM memory or copy an EPROM's contents to user specified RAM.

The 1248-EP plugs into the cartridge slot of the Color Computer and is invoked by the user with the "EXEC & HCOOD" BASIC command. The 1248-EP contains its own on-board programming power supply, and has a quality "Zero Insertion Force" socket.

The combination of the TRS-80 Color Computer, an editor/assembler/monitor such as the Micro Works SDS80C** and the 1248-EP EPROM programmer, makes a high performance, cost effective software development station for MC-6800/6809 microprocessor based systems. Use the system to store your own games or utility programs in EPROM's for execution from the cartridge slot using the CK4 PROM/RAM card described below.

The cost of the 1248-EP EPROM PROGRAMMER, instructions and adapter diagrams is just \$99.95.

"THE CK4 PROM/ROM CARD"

The CK4 works with 2K, 4K or 8K-by-8 ROM's or EPROM's of the 5 volt only variety in 24 pin packages. In addition, the CK4 may be used with 4 static RAM's such as 6116's to expand the computers memory work space by 8192 bytes. Each of the four on-board sockets can be decoded to any 2K block of the memory map from \$C000 through \$F800 of the Color Computer. In addition, each socket can be configured to respond to address blocks from 2K to 8K bytes in length, thus accommodating 2K, 4K or 8K-by-8 ROM's, EPROM's or RAM's. ROM and RAM can be mixed on the card as well. RAM, on the card, can be written to and then "write protected" via dip switches on the CK4 to emulate ROM.

The instructions include information on how to set up the socket decoding circuitry and how to provide battery backup for programs stored in CMOS static RAM on the CK4 with the computer off or the cartridge removed.

The popular CK4 PROM/RAM card is now available in three versions.

1) The full featured CK4 remains the standard of cartridge board flexibility with the added capability of providing battery backup for CMOS static RAM's such as 6116's. Cost of the CK4 is still just \$29.95.

2) The CK4-1 is a ROM only version of the CK4 card for use with CoCo's with later than "E series" circuit boards. These later versions of CoCo are not able to write to cartridge based RAM without modification. Cost is \$27.95 for the CK4-1.

3) The CK4-2 is the unpopulated CK4 series circuit board only. Buy this version of the CK4 and configure them to meet your specific requirements at a price designed to stretch your dollars value. Cost is \$15.95 each.

"MORSE ENCODER/DECODER KIT"

The MEDK80 Morse En/Decoder Kit consists of a machine code software driver on tape, a schematic diagram of the interface circuitry, component parts, a printed circuit board (PCB), packaging suggestions and complete instructions for building a Morse code transmission and reception system that is compatible with 4K RAM and up models of the TRS-80 Color Computer.

The transmitter/receiver interface circuitry is totally optically isolated and is, therefore, compatible with all receivers and transmitters. Transmitter and receiver both connect to the interface unit and to the Color Computer via the RS-232 port.

The MEDK80 Morse En/Decoder kit operates at speeds up to 70 words per minute and automatically adapts to speed variations of the sender. When transmitting, words are transmitted only when fully formed, i.e., followed by a space, and the transmit text buffer gives visual notification to the operator of what word/character is currently being sent. In addition, the text buffer is 512 characters deep, which is sufficiently large to keep up with the best of "rag-chewers".

Potential purchasers of this product should have previous kit building experience. However, this is not a kit of great complexity, and is well within the abilities of those actively involved in amateur radio or electronic hobbies to construct. To reduce the chance of wiring errors, component placement is indicated on the PCB and detailed assembly instructions are included.

The cost of the MEDK80 software, parts, and instructions is \$39.95.

"COCO" GETS A BREADBOARD

The COCO BREADBOARD is a circuit board that plugs directly into the cartridge slot of the Color Computer and provides the user with 16 square inches of predrilled breadboarding area for circuit development, interfacing experiments, motherboard implementation, or whatever your imagination conjures up. The plated thru holes in the breadboard are wirewrap pin compatible and on 0.10 inch centers.

The COCO BREAD BOARD brings all of the data, address, and control signals available at the cartridge slot outside of the body of the computer and the signal lines are appropriately labeled to facilitate error free wiring of breadboards. A ground plane is provided on the top side of the board and solder pads are provided on the bottom of the board, thus facilitating circuit grounding and point-to-point wiring. In short, the COCO BREADBOARD was designed with the experimenter in mind.

The COCO BREADBOARD is attractively priced to justify its use for even the lowest budget projects. It is an ideal vehicle for learning interfacing techniques. Buy extras to have on hand for those rainy weekends.

The COCO BREADBOARD costs just \$19.95. Price for two (2) or more is \$16.95 each.

FACTORY FRESH COMPONENTS:

ITEM	DESCRIPTION	PRICE
2716 EPROM	2K by 8 Bit, 350 ns	\$4.50 ea.
2532 EPROM	4K by 8 bit, 350 ns	\$6.50 ea.
6821P	P.I.A.	\$3.50 ea.
74LS156	Open collector decoder	\$1.70 ea.
Socket	ZIF, 24 pin, Aries	\$7.95 ea.

Minimum component order: \$25.00

ORDERING INFORMATION:

Add \$3.00 to all orders to cover shipping and handling. Allow two weeks for personal checks. Canadian residents add 5% to cover special handling. Arizona residents add 4% sales tax. Sorry! No charges accepted. All items shipped UPS.

Make checks payable to:

**COMPUTER ACCESSORIES OF ARIZONA
5801 E. VOLTAIRE DRIVE
SCOTTSDALE, ARIZONA 85254
(602) 996-7569**

* TRS-80 is a trademark of TANDY CORP.
** SDS80C is a trademark of the MICRO WORKS.
Prices subject to change without notice.

this program is that you do not need to be a skillful performer in order to enjoy the results of your efforts.

Music is prepared for playing by adding DATA statements to the main program as follows:

3010 DATA R1R1R1C2Q

3020 DATA C5G4E4C2H

Each statement above represents a group of four voices and a note length. In the first statement shown the R1s stand for rests and C2 as C directly below the bass clef. The Q indicates that the group will be sounded as a quarter note. In this statement a single note will be played, as three notes are indicated as rests. The second statement will sound a C major chord. The letters stand for pitch names and numbers for octave placement. The H stands for a half note. Inclusion of sharps and flats, and a variety of note lengths are possible. The manual contains an easy to use chart showing the appropriate symbols and numbers for keying in of pitches and lengths. Key and tempo variations may also be keyed in. Contained in the manual are a number of examples illustrating various possibilities. Up to 230 four-voice chords are possible with a 16K CoCo and 720 for 32K.

After DATA statements are prepared, your music must be compiled into a machine level program before playing is possible. This is done automatically through the program's main menu and takes approximately one second for each group of four voices. An excellent feature available is that, once compiled, the prepared music may be saved as a self-contained program for instant playback. This feature also allows the music to be incorporated into other programs.

Do not expect the sound produced to match the quality of

your component hi-fi system. This is not the fault of the program being reviewed, though. In order to produce sound, the CoCo uses a digital-to-analog converter (DAC) to convert number values to varying voltage levels. This results in a stepped waveform driving the speaker being used. The Color Computer contains a six-bit DAC which allows a maximum of 64 step levels in a 5-volt range. An eight-bit DAC would allow a maximum of 256 steps in the same 5-volt range resulting in a much better quality sound. A musician seriously interested in musical applications of computers requires a minimum of an eight-bit DAC for acceptable sound quality. Hopefully, the *rumored* new Color Computer will have an upgraded digital to analog converter.

Other features of *The Composer* include editing aids, recording sounds directly to tape, and addition of low resolution random graphics. There are some capabilities such as loudness and softness control, and tone color controls which I would have liked to have seen. However, these features would normally be found only on a more expensive program. In fact, similar programs to this program for other computers generally cost much more and often require additional hardware expenses. Again our CoCo comes through by demonstrating an amazing versatility for a low cost. This program is well worth the price and if you have disk drive and 32K, definitely do spend the little extra for the disk version.

(Speech Systems, 38W255 Deerpath Road, Batavia, IL 60510, \$24.95 on tape or \$29.95 for disk)

—Larry Konecky

The Original FLEX for Color Computers

- * Upgrade to 64K
- * RS to FLEX, FLEX to RS file transfer ability
- * Create your own character set
- * Automatic recognition of single or double density and single or doubled sided
- * All features available for either single or multiple drive systems
- * Settable Disk Drive Seek Rates
- * Faster High Resolution Video Display with 5 different formats
- * Save RS Basic from RAM to Disk
- * Move RS Basic to RAM
- * Load and save function on FLEX disk
- * 13 Support Commands 8 with Source Text

Languages Available

Pascal, Fortran, RS Basic, RS Assembler, TSC Basic, TSC Assembler, Relocating Assembler, Macro Assembler, Mumps

If you are tired of playing games on your TRS-80C™ Color Computer, or find that you are handicapped by the limitations of the RS BASIC in trying to write a Program that will allow you to actually USE the Color Computer as a COMPUTER, YOU ARE READY TO MOVE UP TO THE FLEX9™ Operating System. If you want to have REAL PROGRAMMING POWER, using an Extremely Powerful Business BASIC, PASCALS, C Compilers, a full-blown Macro Assembler with a Library capability so you are not continuously "reinventing the wheel", YOU ARE READY TO MOVE UP TO THE FLEX9™ Operating System. If you would like to see if YOU REALLY COULD USE A COMPUTER IN YOUR BUSINESS, or begin to make your Computer start PAYING IT'S OWN WAY by doing some Computer Work for the millions of small businesses around you, such as Wordprocessing, Payroll, Accounting, Inventory, etc., then YOU ARE READY TO MOVE UP TO THE FLEX9™ Operating System. How?? DATA-COMP has the way!

DATA-COMP's FLEX9™ Conversion for the TRS-80C™ Color Computer was designed for the SERIOUS COMPUTER USER; with features like greatly increased Display Screens, WITH Lower Case Letters, so you can put a FULL Menu on ONE Screen, or see SEVERAL Paragraphs at the same time; with features like providing a FULL Keyboard so you have FULL Control of your Computer AND it's Programs NATURALLY, without needing a chart to see what Key Combination will give you what function; with USER ORIENTED functions to make using the Operating System natural, like having the Computer AUTOMATICALLY determine what type of Disk is being used in what type of Disk Drive and working accordingly, rather than you have to specify each and every thing for it, or like having the Computer work with the Printer you have been using all along without you having to tell the new Operating System what is there; etc., etc., etc.

DATA-COMP has everything you need to make your TRS-80C™ Color Computer WORK for YOU; from Parts and Pieces to Full, Ready To Use SYSTEMS. DATA-COMP designs, sells, services, and SUPPORTS Computer SYSTEMS, not just Software. CALL DATA-COMP TODAY to make your Computer WORK FOR YOU!

System Requirements

FLEX9 Special General Version x/Editor & Assembler (which normally sell for \$50.00 ea.)	\$150.00
F-MATE(RS) FLEX9 Conversion Rout, for the RS Disk Controller when purchased with Special General FLEX9 Sys.	\$69.95
when purchased without the General FLEX9 Sys.	\$79.95
Set of Eight 64K RAM Chips w/Mod. Instructions	\$69.96
Color Computer with 64K RAM and EXT. BASIC	\$499.95
Color Computer with 16K RAM	\$289.95
Color Computer with 16K RAM and EXT. BASIC	\$389.95

SPECIAL SYSTEM PACKAGES

64K Radio Shack COLOR COMPUTER, Radio Shack COLOR DISK CONTROLLER, a Disk Drive System, Special General Version of FLEX9™, F-MATE(RS)™ and a Box of 10 Double Density Diskettes: a COMPLETE, ready to run SYSTEM on your Color TV Set. \$1249.95

DISK DRIVE PACKAGES, etc.

These Packages include the Radio Shack Disk Controller, Disk Drives with Power Supply and Cabinet, and Disk Drive Cable:	
PAK #1 — 1 Single Sided, Double Density Sys.	\$499.95
PAK #2 — 2 Single Sided, Double Density Sys.	\$769.95
PAK #3 — 1 Double Sided, Double Density Sys.	\$599.95
PAK #4 — 2 Double Sided, Double Density Sys.	\$949.95
PAK #5 — 2 Qume Thinline Double Sided Double Density Sys.	\$764.95

PARTS AND PIECES

Radio Shack Disk Controller	\$179.95
1 Tandon Single Sided, Double Density Disk Drive	\$249.95
1 Tandon Double Sided, Double Density Disk Drive	\$349.95
1 Qume Thinline Double Sided, Double Density	\$279.95
Single Drive Cabinet with Power Supply	\$89.95
Double Drive Cabinet with Power Supply	\$109.95
Single Drive Disk Cable for RS Controller	\$24.95
Double Drive Disk Cable for RS Controller	\$34.95
Micro Tech. Prods., Inc. LOWER CASE ROM Adapter	\$74.95
Radio Shack BASIC Version 1.1 ROM	\$34.95
Radio Shack Extended Basic ROM	\$69.95

DATA-COMP

P.O. Box 794 HIXSON, TN 37343

1-615-842-4601



Adding With Carry Gets Positive Response

When personal computers first appeared, they seemed to have the potential to revolutionize education. That hasn't happened *yet*, but many good educational programs have appeared. *Carry*, from B5 Software, is among them.

Carry gives practice in addition in which carrying, or regrouping, is required. There are four levels of difficulty. The easiest gives two-digit numbers to add with no carrying required, and the hardest gives three-digit numbers with carrying. The problem is displayed in large numbers that are easy for small children to read. You enter the answers from right to left, just as you would on paper. When a carry is required, pressing the 'C' key draws a box above the problem, in the right place for the carry to be entered. You then type the '1' to be carried, and add the next column. Typing in the carry is optional, by the way; you may just carry mentally.

After each correct answer, a happy face appears at the top of the screen. If any wrong number is entered, a sad face appears, and a low tone is sounded—and the incorrect answer does not appear on the screen. When the correct answer is finally entered, the sad face disappears. After each set of ten problems, a little "pac-face" chomps across the screen and eats a numeral.

The program is very carefully and professionally done. Graphics and sound are used effectively throughout, and help hold the child's interest. The program comes with a well-prepared, 12-page booklet, which describes the operation of the program, and give some useful tips on helping your child learn addition.

The program is designed for children in grades two through four. My six-year old son enjoyed the program, and played it several afternoons, in preference to watching TV! When I asked his advice about this review, he said, "Tell'em it's a good program." It *is* a good program.

(B5 Software, 1024 Bainbridge Place, Columbus, OH 43228,
\$19.95, 16K)

—David Finkel

Soooper Pac — Super Program

Soooper Pac is a pac-maze game to use with your TRS-80C or TDP-100 systems. It takes 16K non-extended BASIC.

When loading *Soooper Pac*, you first load in a small BASIC program. This program clears enough memory space for the game and automatically loads the machine language program which is the game. The game then starts automatically.

The main object, as in most other similar games, is to get as many points as possible.

You have several game options such as: which mazes you want (1, 2, or 3), what skill level you want for each maze (with the exception of the first), the choice of using joysticks or your keyboard to control the *Soooper Pac*. You can also control how often the monsters change their pattern of attack, the speed of all moving objects (1-6), and how long you have to eat the monsters after eating one of the large objects in the corners of each maze. There are a total of 30 skill levels.

If you are skillful enough to master two mazes, you will get to see an intermission in which a monster chases a *Soooper Pac* across the screen which is very much like the arcade game. Then play will resume.

The three-page instruction booklet is rather skimpy in explaining the game, as it just gives the facts on it. I was really disappointed in this, because someone could buy the program and never understand it.

The graphics were similar to the arcade game and the sound effects were good, too.

Despite the instruction booklet, I think the game is good and I recommend it for your software library.

Good luck with *Soooper Pac*.

(Bear Bones Software, Inc., G-3117 Corunna Road, Suite
108, Flint, MI 48504, \$21.95 for cassette)

—Wayne Shepherd

AUDIO AND VIDEO INTERFACE

Provides SWITCHED color or monochrome 75ohm, 1 volt p-p video from CoCo.

If you wish to use a high resolution monitor this interface is a must.

Separate enhancements are provided for color and monochrome outputs.

This is not a simple emitter-follower add-on.

- *UNIT DOES NOT REQUIRE SOLDERING
- *INTERFACE IS ASSEMBLED AND TESTED
- *400mw AUDIO @ 8 ohms
- *TWO YEAR WARRANTY

Price \$49.95 (Includes Shipping)

FREELAND ENG.

7503 N. Kerby, Portland, OR 97217

Peripherals For The Color Computer 'Joystick Dilemma'

By David Macali
Rainbow Education Writer

In our never-ending search to find quality equipment for the Color Computer we believe we have found the best joysticks available.

Equipment purchased for use in schools must meet the demand of constant use. We have found what we believe to be the best joysticks available for the Color Computer: the Wico Command Control Joystick system. Wico Corporation is the largest designer and manufacturer of control devices for commercial arcade games. Wico has now developed the command control system for use in schools and with home color computers. Owners can enjoy all the excitement, challenge and durability found only at the arcade until now.

Wico has developed three joysticks, a trackball and a Color Computer adapter. The three joystick models are Joystick 15-9714, Joystick Deluxe 15-9708, and Famous Red Ball Joystick 15-9730.

These joysticks are designed for superior control, pin-

point firing accuracy and durability. In addition, Wico joysticks are backed by a one-year limited warranty.

Each command control joystick has two fire button locations; one at the top of the stick and the other on the base. Fire buttons are activated by a base-mounted switch. A long five-foot cord is standard for the joystick but extension cords are also available in six- or 12-foot lengths.

The handles on the regular and deluxe model are extra-long arcade-style that allow for smooth movement into all eight standard positions. The red-ball model is designed like the arcade-type joystick. All joysticks are made with a heavy-duty plastic base. A feature which we found to be beneficial is the use of rubber stops on the bottom corners. This eliminates the problem of sliding and falling joysticks.

The Command Control Trackball features a phenolic ball that enables 360° movement with an infinite number of positions. The Color Computer trackball seems only to lack quality programs. If anyone is aware of any exciting programs what would work well with a trackball, please write: David Macali, 3269 Driftwood, Nortown, Ohio 44203.

The adapter necessary to connect the joysticks to the Color Computer has a unique feature. All Wico adapters are factory adjusted to a center point of thirty-one. However, the Wico adapter can be readjusted to accommodate variations in computer hardware. This is accomplished by typing in a simple ten-line program and opening the adapter to locate the four trimpots. Pictures and directions to complete this procedure are simple, concise and included with the manual.

We highly recommend the use of the Wico Command Controls for educational or home use. They have passed all of our tests with excellent ratings. In fact, we have found only two minor concerns.

First, it would be beneficial if Wico supplied a method to hook the adapter to the computer table. (We've found that masking tape alleviates the problem.)

The second concern exists because the Wico System(s) are of the switch-type and give only directional readings. This means they work with software that uses direction only. The joysticks will not work with programs that require joysticks which look for screen position. This limitation has caused us difficulty only in accessing Math Bingo. However, Wico has assured us that they are developing a potentiometer joystick that is to be released this spring.

The potentiometer joystick should alleviate the software problem, and if the quality of their new command control joysticks are equal to current models, we believe they will be the finest available.

(Mr. Macali is coordinator of instructional services with Norton City Schools, Norton, Ohio.)

**AURORA
SOFTWARE**

49 BROOKLAND AVE
AURORA ONTARIO
CANADA L4G 2H6

FAMILY GAMES
For 16K AND 32K COLOR COMPUTER

STOCKBROKER-Up to 6 players can play the stock market. For 16K or 32K ECB. The 32K is in High-Res Graphics. **COLORMIND**-Up to 4 players challenge for hidden colors. **CRIBBAGE**-For 2 or 4 players. In High-Res Graphics! (for 32K). **CONCEN**-Challenge the computer or a friend to a good ol' game of concentration. **REMREM** -Challenge your friends. Who can remember the longest color sequence?

BATTLE-Will you get bombed before you can find all the ships? An extremely entertaining game for the family.

ALL GAMES ONLY \$20.00 OR ANY TWO FOR \$35.00
ALSO FROM AURORA SOFTWARE

MR.COPY-A quality copier written in M.L. that will make backup tape copies. MR.COPY is capable of making up to 99 copies in one loading! \$25.00

ROMDISK-If you have a modified 32K C.C. machine \$20.00 ROMDISK will allow you to load your R.S. Rom Packs from a disk! \$20.00



SOFT CITY

Your largest single source of programs and products for the COLOR COMPUTER / TDP 100

MODEM MADNESS:

Save \$50 on a U.S. Robotics Micro Link 300 modem. Rugged aluminum housing. Direct connect, with LEDs and self-test.

List \$179 — SALE \$129

64K TDP SYSTEM 100 SALE

Extended Color BASIC
Tandy System 100 computer!
Full factory pack, with joysticks and manuals —

\$419.00!!

Or with MARK DATA
Super-Pro Keyboard
installed —

\$495.00!!

LIFE IN THE FAST LANE! PROGRAMMER'S 3-PAK

BASIC AID (Eigen Systems)

Use it once, and you will never be without it! A real time saver. Takes the drudgery out of BASIC programming with its 2 key command entry and user-definable keys. Auto line numbering and moves.

STRIPPER (Eigen Systems)

Take the fat out of your programs. Spaces and REMarks are removed to let your new or existing programs run fast.

QUICKSORT (Skyline)

A machine language sort routine that can be easily used in your programs. BASIC sorts that take hours can be done in seconds with QUICKSORT.

Buy BASIC AID and STRIPPER for \$42.90, and get QUICKSORT (a \$12.95 value) FREE! Act Now!

SKYLINE 64K Memory Upgrade Kits

8 guaranteed 64K memory chips, solderless installation instructions, Skyline's 64K BOOT and PAGER programs (a \$20 value).

All for the super-low price of \$49.00!

Order yours today!

We are dealers for:

- AMDEK
- B5
- CHROMATIC SOFTWARE
- COGNITEC
- CONSOLINK
- COMPUTERWARE
- CORNSOFT
- CUSTOM SOFTWARE ENGINEERING
- DATASOFT
- DYNACALC
- EIGEN SYSTEMS
- FRANK HOGG LABORATORY
- HAYES
- INTRACOLOR COMMUNICATIONS
- MARK DATA PRODUCTS
- MICRO TECHNICAL PRODUCTS
- MICRO WORKS
- NEC
- PEACOCK ENTERPRISES
- PRICKLY PEAR SOFTWARE
- THE PROGRAMMER'S GUILD
- SKYLINE SOFTWARE
- SOFTCORE SOFTWARE
- SOFTWRIDE
- SPECTRAL ASSOCIATES
- SPEECH SYSTEMS
- STAR MICRONICS
- SUGAR SOFTWARE
- TDP ELECTRONICS
- TRANS TEK
- TOM MIX
- U.S. ROBOTICS
- VERBATIM
- YORK
- ETC., ETC....

ORDERING INFORMATION

ALL ITEMS SHIPPED FROM STOCK

Phone orders may be placed at:
(312) 260-0929
(Our voice line),

or with your computer at:
(312) 260-0640
(Our MODEM line)

Mail orders and requests for catalogs should be sent to:

SOFT CITY
442 Sunnyside
Wheaton, Il
60187



Print It Bigger

This Character Graphics Your Printer Into

By Richard A. White
Rainbow Contributing Editor

Signs began as a set of letters done in *DRAW* commands. It was an interesting challenge. But when the letters were done at the first cut level, and some code to put them on the graphics screen had demonstrated that the system worked, I moved on to other things. David Steyer's article on "Non-graphic Printer Graphics" in the September, 1982 *Rainbow* caught my interest. This program could print the letters from the *PMODE 3* screen, but the results weren't what I wanted. Basically, David had his program start at the right side of the screen and, using *PPOINT*, looked at each pixel to see what it was set. The set value was then converted to a printer character like "*", "\$," "." or a space and added to a string. When the proper string length was reached, the string was set to the printer and the process repeated one line of pixels to the left until the entire screen had been transferred. (Steyer's *Banner* and *Sign* were featured in the January, 1983 *Rainbow*. White's *Signs* produces an in-between sign.)

PMODE 3 is 128 pixels across so the picture covers almost two 11-inch sheets. It takes three such sheet pairs to handle the full screen vertically. The sheets can be taped or glued together to form a sign or poster. If *PMODE 4* had been tried, the full width would have been over 40 inches. But, just a minute. My line printer VIII supports half line feeds as do some others. In *PMODE 4*, at half line feeds, a sweep across the screen can be done on the two sheets of paper. One routine in *Signs* does just this.

I was talking about this to Lonnie Falk and he mentioned that he would like to print large letters on an 8½ x 11 for title and cover sheets. Here was another good idea, right up there with the Bird Wash. It is implemented using condensed type and half linefeeds. Unfortunately, when all is done, a 32K machine is needed. If you only have 16K, check the ads and get more memory. *Signs* also needs a printer that supports half line feed or its equivalent.

On *RUN*, *Signs* is initialized and goes to the main menu where options to start a new screen, return to the old screen, go to the printer, load from tape and save to tape are offered.

A ">" points to *START NEW SCREEN*. After a *RUN*, there is no old screen and there is nothing to print, but you may have a file on tape. You may load a picture or diagram made by another program with the *GRAPHICS SCREEN ONLY* choice or load a *Signs* generated file with *GRAPHICS SCREEN & TEXT*. The characters for each line that *Signs* puts on the screen are saved in a string which is read to obtain cursor position information. The strings need to be saved and read in if the screen is to be edited later. If you are saving the screens to be part of a series of screens for say, a presentation, you would want to save only the graphics onto the presentation tape, though both files might be saved on another tape for later reference. In any case, make your choice by using the up and down arrows to move the ">" next to the option you want and press *ENTER*.

When you select *START NEW SCREEN*, you will be asked letter scale for the first line. The 1X letters will be about ⅝ inch tall on the printed sheet and the others scaled as indicated. All letters on a single line must be the same scale, but each line can be scaled to your choice. You choose the same way as on the *MAIN MENU*, move the ">" and hit *ENTER*. After choosing the scale, you are asked if you want a 22 INCH WIDE SIGN or an 8½ x 11 SHEET. The 22-inch choice uses the whole screen. The area available for the 8½ x 11 is more limited.

You are now presented a bordered screen with a single pixel flashing cursor in the upper left. This always marks the upper left corner of the next letter. The space bar moves the cursor right and *ENTER* moves it down. The left and right arrows move the cursor over previously entered letters. The up arrow moves the cursor to previous lines while *ENTER* moves it back down. Whenever you move the cursor to a new line for the first time, you have the option to change scale. If you choose not to change scales by either typing letters, spaces or *ENTER* to move down again, the scale of the previous line is used and can no longer be changed for that line.

To change scale, press shift and the up-arrow. This sends

Than You Can

Print Program Can Turn A Sign Maker

you to a menu that offers MAIN MENU, PRINT SIGN and CHOOSE NEW SCALE if this is allowed. If you choose a scale, even the current one, you are returned to the graphics screen.

Letters are entered by typing at a modest rate. A skilled typist can out-type the code, particularly at the larger scales. There are some tick marks along the borders to help you format your sign. The top and bottom marks are placed every 10 pixels across. The tick marks on the side show the bottom of the first and second sheets when printing 22 inches wide. There are three letter widths with *I*, *l*, *I*, *i*, *:*, *;*, *'*, *,*, and *.* in the narrow category. *W*, *M*, and *&* are extra wide. The rest are the same mid-size.

Editing is done by erasing the line from the cursor point to its right end. Position the cursor at the beginning of the portion you want to delete and press the "@" key.

When you are ready to print results, use the shift and up-arrow and choose PRINT SIGN. The Print Routines menu tells you the current computer baud rate setting. If you choose RESET BAUD RATE and press ENTER you will be asked to enter the baud rate wanted. You may choose 300, 600, 1200, 2400, and 4800—just type in the rate and hit ENTER. You can choose to print the test strings in normal type as a reference to content of signs on tape.

To print a sign, set the print head just below the top of the paper, make sure the printer is on and choose PRINT SIGN. Sign printing takes time, so you will have a chance to get a beer or sweep the floor. After printing, control returns to the PRINT ROUTINES menu. Get to other portions of the program through the MAIN MENU option.

You are offered a choice of characters to use in making the sign. This could be any character that can be entered from the keyboard. I like the "0," the "\$" works well as does "#" and "*." The program is initialized with the "0" as print character. Printer codes in Lines 650 set the LPVIII to half-space data processing mode so each carriage return causes half a line feed while codes in Line 692 set the printer back to full line feeds. Codes in Lines 685 and 690 set the

printer to condensed (132 characters per line) and back to normal 10 pitch characters. Many printers support these features, but have different print codes. You will have to work out how to change these lines to fit your printer. (A printer control code conversion chart appears in this issue of *the Rainbow*.)

The BASIC *INSTR* command was invaluable in developing both the ">" operation on the menus and in reading and reacting to keystrokes in the graphics mode. On the Main Menu, we want to be able to position the ">" at certain lines and not others depending on the value of the count variable CT. When ENTER is pressed, CT is then used in an *ON CT GOTO* statement to send the program to the chosen function. CT should range from 1 to 7. Using *INSTR* in Line 1010, a multiplier LO is found that is used to calculate a *PRINT** position corresponding to the text that CT represents. This basic method was used in all menus except the print character choice.

In the graphics mode, the input character was used in an *INSTR* statement to obtain a number. Depending upon the range the number falls into, the program may move into tests to move the cursor or go directly to entering a character on the screen. If the number returned by *INSTR* represents a character, it also tells whether the character is narrow, average or wide so the cursor can be properly advanced. The same technique and string is used in the backspace subroutine to control cursor movement back over the text. Consult Lines 30 and 145. ST\$ is defined in Line 2110.

When we were writing *TIMS*, Gary Davis of Sugar Software wanted a way to change baud rate up to 4800. Rather than using a lot of space consuming *IF THEN* statements, we merely provided a means for the user to type in the value to be *POKEd* to set the higher rates. In *Signs*, I have worked up a code to convert a *PEEDED* value to the then set baud rate and print it on the menu. If a new baud rate is selected, it is converted to the appropriate value and *POKEd* into 150. *IF THEN* is not used but *INSTR* is. The code is in Lines 600-625. Have fun figuring it out.

```

36.....0296
400.....0720
610....0B48
667....0F51
1000...13A9
2030...177E
2100...1C3A
END...1F3E

```

The listing:

```

0 GOTO10100
10 CLEAR2500:PCLEAR4:PT#=STRING#
(37,"*"):DIMB$(100),SC$(19):GOSU
B2000:GOTO1000
17 IFZS*60>TIMER THEN 17 ELSE RE
TURN
18 PRINT"****TO PROCEED TOUCH AN
Y KEY****";
19 Z#=INKEY#:IFZ#=""THEN 19 ELSE
RETURN
20 PRINT"TO SET TAPE RECORDER AN
D POSITION TAPE TO SAVE O
R LOAD, PRESS ANY KEY FOR MOTOR
ON ON ANDTHEN ANY KEY FOR MOTORO
FF"
21 GOSUB19
22 AUDIOON:MOTORON:GOSUB19:MOTOR
OFF:RETURN
30 I#=MID$(SC$(LN),CC+DR,1):I=IN
STR(1,ST$,I#):IFI=0THENXI=IC*7*8
C ELSEIFI<18THENXI=IC*4*8C ELSEX
I=IC*9*8C
31 IFX+XI>254THENSC$(LN)=LEFT$(8

```

```

C$(LN),LEN(SC$(LN))-1:OV=1:RETR
RN
32 CC=CC+IC:X=X+XI:X#=STR$(X)+",
":Y#=STR$(Y):IFLT=1THENRETURNELS
EDRAW"BM"+X#+Y#:RETURN
34 CC=0:LN=LN+IC:I#=LEFT$(SC$(LN
),2):SC=VAL(I#):Y=Y+2*IC+IC*8*8C
:X=2:X#=STR$(X)+",":Y#=STR$(Y):D
RAW"BM"+X#+Y#:RETURN
36 IFX>2THENIC=-1:DR=2:GOTO30ELS
EReturn
38 IFLEN(SC$(LN))>CC+2THENIC=1:D
R=3:GOTO30ELSEReturn
40 IFLN>1THENIC=-1:GOTO34ELSERET
URN
42 IFLEN(SC$(LN+1))>0THENIC=1:GOT
O34ELSEReturn
44 IC=1:IFLEN(SC$(LN+1))=0THENSC
$(LN+1)=LEFT$(SC$(LN),2):GOTO34E
LSE34
46 I#=LEFT$(SC$(LN),2):SC=VAL(I#
):SH#=LEFT$(SC$(LN),CC+2):YE=8*8
C:LS=LEN(SC$(LN)):Y#=STR$(Y):X#=
STR$(X):H#=STR$(SC*4)
48 I#=MID$(SC$(LN),CC+3,1):I=INS
TR(1,ST$,I#):IFI=0THENXI=7*8C EL
SEIFI<18THENXI=4*8C ELSEXI=9*8C
50 YE#=STR$(YE):XI#=STR$(XI-1):D
RAW"C184":FORK=0TOXI-1:DRAW"D"+Y
E#+"R1U"+YE#:NEXT:CC=CC+1:IFL8>C
C+2THEN48ELSECC=LEN(SH#)-2:SC$(L
N)=SH#:DRAW"BM"+X#+", "+Y#++"C08"+
H#:RETURN
100 FORK=1TO19:SC$(K)="" :NEXT TA
RGET LINE
110 PRINT:PRINT:GOSUB400:DM=0:PM
ODE4,1:PCLS1:DRAW"C0":GOSUB190
120 PMODE4,1:SCREEN1,0:COLOR0,1:
LN=1:SC$(1)=STR$(8C)
125 X=2:Y=2:DRAW"BM2,2"+SC#
130 POKEHP,0:PP=PPOINT(X,Y)
135 P=PPOINT(X,Y):IFP=0THENPSET(
X,Y,1)ELSEPSET(X,Y,0)
140 I#=INKEY#:FORK=1TO5:NEXT:IFI
#=""THEN135ELSEPSET(X,Y,PP):A=AS
C(I#)
145 I=INSTR(1,ST$,I#):IFI>0ANDI<
10THENONI GOSUB36,38,110,44,160,
40,450,160,46:GOTO130
150 DR=3:SC$(LN)=SC$(LN)+I#:IC=1
:LT=1:GOSUB30:LT=0:IFOV=0THENDRA
WG$(A):GOTO130ELSEOV=0:GOTO130
160 RETURN
190 IFFO=0THENDRAW"S4BM0,0;D79R1
L1D80R1L1D32":FORW=1TO25:DRAW"R1
0U1D1":NEXT:DRAW"R5U32L1R1U80L1R
1U79L5":FORW=1TO25:DRAW"D1U1L10"
:NEXT:RETURN
195 DRAW"S4BM0,0;D132":FORW=1TO1
3:DRAW"R10U1D1":NEXT:DRAW"R3U132

```

**NOW a good used line printer
CENTRONICS 588**

132 characters per line
Sprocket feed - Adjustable width
Dot Matrix 5 X 7
Print rate 88 char. per second
One line buffer
H = 13-3/4" D = 21-2/3"
W = 32" Weight = 98 lbs.

CENTRONICS 588 (used) serial 600
Baud, with 4 pin DIN plug \$315.00

CENTRONICS 588 (used) parallel feed
44 pin edge card \$275.00

All prices F.O.B. Henderson, Tx.
Terms: Cash, check or COD
Tx. residents add 4% sales tax

LEADER SALES CORPORATION
P.O. Box 1220, Henderson, Tx. 75653
Ph. 214-657-7800 after 6 PM
Discounts available to CC Clubs and
volume buyers.

Quality Software Is The Number One Priority At K & K COMPUTORS



LASER TANK - Pit yourself in a game of strategy and excitement against the computer. You must defend your flag from attacking tanks and destroy them before they destroy your flag or you!!! Only \$15⁹⁵.

GAZON - The deadly Gazonians are trying to steal your supplies and you must stop them at all costs. Similar to the popular "RIPOFF" Arcade Game, this game has color and is faster. Machine language. Only \$19⁹⁵.



MUTATRON - As the last person alive, you must protect yourself from sadistic robots bent on killing you. Another popular Arcade Game, "ROBOTRON", brought to you by K & K. Machine language. Only \$19⁹⁵.

SHOOT TO SPELL AND FLASH MATH - An educational package that helps kids learn to spell and educate them on elementary math. An absolute must for adults with school aged children. Only \$15⁹⁵.


SPACE HARVEST - Pilot your spacecraft above the Planetoid Voltar stealing spacefruit and trying to avoid alien guards. Machine language Only \$19⁹⁵.

SERIAL TO PARELLEL CONVERTER - Have a printer with a parellel port? Tired of waiting for a line list? With this little hardware device you can make your color computer run at any baud rate between 300 and 9600. Let K & K help your printer to go much faster!!! Only \$67⁹⁵.



BLACKJACK - A casino game that puts two players against the beady eyed dealer of the house. This dealer deals the cards as good or even better than Intellivision. If you have any gambling blood at all this game is a must! Same rules as any Las Vegas casino. Only \$15⁹⁵.

TAPE INDEX - Trouble keeping track of what programs are on your tape? Now it's possible to place a directory on your cassette. Only \$15⁹⁵.



POLARIS - You are under the ocean in a submarine, attacking planes and enemy destroyers dropping depth charges attempting to destroy your sub. Can you destroy them before they destroy you? This is a fast action machine language program. Only \$19⁹⁵.



SUPER ZAP - Enemy spaceships are attacking from all sides and your mission to defend your starbase from the deadly Armada of Pyruss. This will be a dangerous mission since the Pyruss Armada has never been defeated by any humanoid. Only \$15⁹⁵.

SKY DESTROY - Planes and helicopters are coming from all directions, they must be stopped! This game is similar to Atari's and now available to color computer users. Machine language. Only \$19⁹⁵.

BOWLING SCORED FOR DOLLARS - Do your leagues bowling averages. This program will keep individual scores, team totals, individual averages, team standings, and print all this information to your line printer. On cassette and disk, specify on order. Only \$19⁹⁵.

INVENTORY CONTROL - This program contains all the necessary features required for all types of inventories; sort inventory by stock number, list stock number, description, amount in stock, cost, wholesale, profits. Only \$49⁹⁵.

CHECK LEDGER - This bookkeeping system allows the user to have current information on your expenses by any category you wish. Year end tax statements made easy. Disk required. Only \$49⁹⁵.

ACCOUNTS PAYABLE - Small businessmen, control your business growth by keeping track of all your cash liabilities and payment history. Only \$49⁹⁵.

ACCOUNTS RECEIVABLE - This system keeps track on the status of all customer accounts, all payment histories included. Only \$49⁹⁵.

WE'VE CHANGED OUR NAME: FORMERLY K & K COMPUTERWARE, NOW K & K COMPUTORS.

ALL GAME PROGRAMS - require 16K extended (prices are set for cassette. add \$4⁰⁰ for disk, except business.)

PROGRAMMERS!!! - K & K pays the highest royalties for your programs. If your program is good, send it to K & K

TRS-80 COLOR COMPUTER USERS - New programs are added each week. **SEND \$1⁰⁰ FOR OUR COMPLETE CATALOG**



K & K COMPUTORS
P.O. BOX 833 • STERLING HEIGHTS, MICHIGAN
48077



Telephone: (313) 264-7345


```

L3":FORW=1TO13:DRAW"D1U1L10":NEX
T:RETURN
400 CLS:PRINT@46,"SIGNS",,,
LETTER SCALE (1ST LINE)",TAB(6)"
1X",,TAB(6)"2X",,TAB(6)"3X":CT=1
:FG=0:GOSUB490
410 PRINT@LP,"X":PRINT@260,"PAP
ER FORMAT",,,TAB(6)"22 INCH WIDE
SIGN",TAB(6)"8 1/2 IN. X 11 IN.
SHEET":CT=0
420 LP=(CT+10)*32+2:PRINT@LP,">"
:GOSUB19:PRINT@LP," ":IFZ#=CHR
*(10)AND CT=0THENCT=1:GOTO420ELS
EIFZ#=CHR*(94)AND CT=1THENCT=0:G
OTO420ELSEIFZ#<>CHR*(13)THEN420E
LSEFO=CT:RETURN
450 CLS:PRINT@46,"SIGNS",,,
MAIN MENU",,,," PRINT SIGN",,
,,:CM=2:CT=1:IFLEN(SC*(LN))=2AN
DSC*(LN+1)=" THENPRINT " CURRE
NT SCALE IS"SC*(LN)"X", " CHOO
SE NEW SCALE",TAB(6)"1X",,TAB(6)
"2X",,TAB(6)"3X":CM=5
460 Z#=HEX*(CT):LO=INSTR(" 1 2
345",Z#):LP=LO*32+2:PRINT@LP,"
">:GOSUB19:PRINT@LP," ":
465 IFZ#=CHR*(10)ANDCT<CM THENCT
=CT+1:GOTO460ELSEIFZ#=CHR*(94)AN
DCT>1THENCT=CT-1:GOTO460ELSEIFZ#


```

```

<>CHR*(13)THEN460ELSEONCT GOTO10
00,600
470 CT=CT-2:IFCT<1THENSREEN1,0:
GOTO130ELSEGOSUB495:SC*(LN)=STR*
(SC):SCREEN1,0:GOTO130
490 LP=(CT+3)*32+2:PRINT@LP,">";
:GOSUB19:PRINT@LP," ":IFZ#=CHR*
(10)ANDCT<3THENCT=CT+1:GOTO490EL
SEIFZ#=CHR*(94)ANDCT>1THENCT=CT-
1:GOTO490ELSEIFZ#<>CHR*(13)THEN4
90
495 SC=CT+4:SC#="S"+STR*(SC):SC=
CT:DRAWSC#:RETURN
600 *TARGET LINE
605 POKE65494,0:BP=PEEK(150):BU=
INSTR(1,"61841 87 180",RIG
HT*(STR*(BP),LEN(STR*(BP))-1)):B
U=4800/BU
610 CLS:PRINT@73,"PRINT ROUTINES
",,,," CURRENT BAUD RATE ="BU,
TAB(6)"RESET BAUD RATE",,,," P
RINT SIGN",,,," PRINT TEXT ST
RING",,,," MAIN MENU":CT=1
615 CT#=RIGHT*(STR*(CT),1):LP=IN
STR(1," 1 2 3 4",CT#):LP=LP*3
2+2:PRINT@LP,">":GOSUB19:PRINT@
LP," ":IFZ#=CHR*(10)ANDCT<4THEN
CT=CT+1:GOTO615ELSEIFZ#=CHR*(94
)ANDCT>1THENCT=CT-1:GOTO615ELSEI
FZ#<>CHR*(13)THEN615ELSEONCT GOT
O620,640,630,695
620 PRINT " ":INPUT"ENTER NEW BA
UD RATE";BU#:BU#=LEFT*(BU#,1):BL
=INSTR(1,"36124",BU#):IFBL=0THEN
PRINT"baud rate error":SOUND100,
50:GOTO605
625 BU(1)=180:BU(2)=87:BU(3)=41:
BU(4)=18:BU(5)=6:BU=BU(BL):POKE1
50,BU:GOTO605
630 FORK=1TO19:PRINT#-2,SC*(K):N
EXT:GOTO610
640 CLS:PRINT@73,"PRINT GRAPHICS
",,,," CURRENT PRINT CHARACTER
",," IS "A#,,,,," KEY YOUR C
HARACTER OR",," <ENTER> FOR "A
":GOSUB19:IFZ#=CHR*(13)THEN650EL
SEA#=#Z#
650 PMODE4,1:SCREEN1,0:PRINT#-2,
CHR*(19)CHR*(27)CHR*(28):DRAW"C1
":GOSUB190:DRAW"C0":IFFO=1THEN60
5
660 FORU=255TO0 STEP-1:POKEHP,0:
B#=STRING*(80,32):FORV=0TO79:IF1
=PPPOINT(U,V)THENMID*(B#,V+1,1)="
":ELSEMID*(B#,V+1,1)=A#:CT=V+1:
C=1
664 NEXT:POKE65494,0:IFC=0THENPR
INT#-2," ":NEXTELSEPRINT#-2,LEFT
*(B#,CT):C=0:NEXT
665 CLS:PRINT@194,"PRESS 'C' TO

```

POWER LINE PROBLEMS?



SPIKE-SPIKER® ...THE SOLUTION!

Protects, organizes, controls computers & sensitive, high tech electronic equipment. Helps prevent software "glitches", unexplained memory loss, and equipment damage. Absorbs damaging voltage spikes & surges, reduce costly equipment downtime. Filter models attenuate conducted RF interference. 120V, 15 Amps. Other models available. Ask for free literature for detailed specs. Call your order in today!



DELUXE POWER CONSOLE \$79.95

Transient absorber, dual 5-stage filter. 8 individually switched sockets, fused, main switch, and lite.

QUAD-II \$59.95

Transient absorber. Dual 3-stage filter. 4 sockets, lite.

QUAD-I \$49.95

Transient absorber, 4 sockets, lite.

MINI-II \$44.95

Transient absorber, 3-stage filter, 2 sockets, lite.

MINI-I \$34.95

Transient absorber, 2 sockets, lite.



Use your credit card or send check & we pay the shipping.

215-837-0700

Out of state, order toll free

6584 Ruch Rd., Dept. RB
Bethlehem, PA 18017 800-523-9685 • TWX 510-651-2101

PA Res. add 6% sales tax • for COD add \$3.00 + shipping • dealers invited

AT LAST - REAL ARCADE ACTION SOFTWARE

Just plug in our adaptor (below) and use your ATARI® JOYSTICKS, or for REAL ARCADE ACTION...get one of ours!
By WICO®



COMMAND CONTROL adaptor Radio Shack® TRS80® Color Computer 17⁹⁵
Use one or two joysticks - Adaptor needed for all joysticks.

COMMAND CONTROL Joysticks

- Injection-molded modular construction and 6 Leaf type molded switches — identical to the best commercial arcade models.
- Two fire button locations, activated by above-mounted slide switch
- Extra-long 5' cord



Famous Red Ball™
Joystick 15-9730 34⁹⁵

- Arcade-type red ball handle that moves smoothly and easily into all 8 standard positions.


- Low-profile, heavy-duty plastic base.



Joystick 15-9714 29⁹⁵

- Extra-long arcade style bar handle grip that moves smoothly and easily into all 8 standard positions.

- Low-profile, heavy-duty plastic base.



ATARI
Joysticks

SPECIAL
\$9.50 each/2 for \$18.00

QuickShot™

DELUXE JOYSTICK CONTROLLER

- Deluxe positive response fire button
- Contour grip design ● Extra long feet cord
- Conventional type firing button ● Rubber Suction cup fooring for stable one hand operation ● Contour groove for sure grip \$19⁹⁵ ea./34⁹⁵ pr.



TRIGA-COMMAND JOYSTICKS
\$19⁹⁵ ea./34⁹⁵ pr.




POINTMASTER 17⁹⁵ ea./32⁹⁵ pr.

A rugged, fast action joystick for those who take their games seriously.

POINTMASTER PRO 28⁹⁵ea./49⁹⁵ pr.

Super Joystick with built in Fire Control and suction base.



Pro/Writer Printer—8510 A

	LIST	SALE	PACKAGE	
Printer	\$495.00	\$439.95	Package	VISA/MC add 3%
Interface	69.00	65.95	\$499.95	Ship/handling & insurance add \$10.00
TDP-100				

16K Color Computer w/BASIC - \$289.00

16K Color Computer w/Extended Color BASIC - \$389.00

FROM SHELL

DEATHSTAR "an adventure" 32k/ecb. \$19.95
a text adventure thats different!
(See review in April Issue of Rainbow)



SUB-HUNT "arcade type" 16k/ecb ... \$ 9.95
(FREE in March Issue of Rainbow)

STAR RAID "arcade type" 16k/ecb ... \$18.95
a lot of action for 16k

FEDERATION BOOTCAMP 16k/ecb... \$18.95
You've been drafted for 16 wks.
of rugged training! can you
become a "space cadet"???

SONAR SEARCH "arcade type" 16/ecb \$18.95
remember battleship?? you'll
love this one! 1/2 players

EXTERMINATOR "arcade type" 16k/ecb \$18.95
not a "centipede type game"
this is original! destroy
the insects with your can
of "RAID" - lots of fun!

SNOOPY & RED BARON "arcade type" \$18.95
16k/ecb - this one is a real
"dog fight" for 2 players only!

LUNAR-lander "arcade type" 16k/ecb \$15.95
yep, another "lander" game but
we think you'll like our version.
Different each time with 4 levels
of play! Great Effects!!

FROM TOM MIX

DONKEY-KING "arcade type" 32k/ml \$24.95
by far the best "KONG" type
game! 4 full screens, just
like the arcade-ASTOUNDING!!

TAPE TO DISK "utility" 16k/ml \$19.95
load any tape to disk
automatically

THE FIXER "utility" 16k/ml \$18.95
having trouble moving those
600 hex programs to disk?
the FIXER will help!

DISK TO TAPE "utility" 16k/ml \$19.95
dump contents of disk to
tape automatically

IF IT'S NOT GOOD, WE DON'T SELL IT
DEALER INQUIRIES WELCOME

* ALL ARCADE TYPE IN HI-RES *

ZAXXON By Datasoft, 32K.. \$39.95

FREE 16K Adv. game with
\$50 order.

S & S ARCADE SUPPLIES

8301 Samow Dr./Orlando, FL 32807
9 to 5 EST (305) 894-1887 - Evenings (305) 275-8490

Orders under \$50 - add \$2.50
ship/hnd. Write for complete
line of software.
Fla. residents add 5% sales tax.
VISA/MC add 3%

```

PRINT NEXT", " SCREEN SECTION", "
PRESS ANY OTHER KEY TO STOP":G
OSUB19:IFZ<>"C"THEN692ELSESCREE
N1,0:FORU=255TO0STEP-1:POKEHP,0
666 FORV=0TO159:V1=V-79:IF1=PPO
INT(U,V)THENMID$(B$,V1,1)=" ":EL
SEMID$(B$,V1,1)=A$:CT=V1:C=1
667 NEXT:POKE65494,0:IFC=0THENPR
INT#-2," ":NEXTELSEPRINT#-2,LEFT
$(B$,CT):C=0:NEXT
670 CLS:PRINT0194,"PRESS 'C' TO
PRINT LAST", " SCREEN SECTION", "
PRESS ANY OTHER KEY TO STOP":G
OSUB19:IFZ<>"C"THEN692ELSESCREE
N1,0:FORU=255TO0STEP-1:POKEHP,0:
FORV=160TO192
671 V1=V-159:IF1=PPOINT(U,V)THEN
MID$(B$,V1,1)=" ":ELSEMID$(B$,V1
,1)=A$:CT=V1:C=1
674 NEXT:POKE65494,0:IFC=0THENPR
INT#-2," "ELSEPRINT#-2,LEFT$(B$,
CT):C=0
675 NEXT:GOTO692
685 PRINT#-2,CHR$(27)CHR$(20):FO
RV=0TO131:POKEHP,0:B$=" ":CT=0:FO
RU=0TO131:IF1=PPOINT(U,V)THENB$=
B$+" "ELSEB$=B$+A$:CT=U
690 NEXT:POKE65494,0:PRINT#-2,LE
FT$(B$,CT+1):NEXT:PRINT#-2,CHR$(

```

```

27)CHR$(19)
692 PRINT#-2,CHR$(27)CHR$(54):GO
SUB190:GOTO695
695 GOTO1000
900 CLS'***LOAD FILE***
910 PRINT0103,"LOAD FILES":IFCT
=4THENPRINT0199,LEFT$(MT$,21),EL
SEPRINT0198,RIGHT$(MT$,23)
915 POKE65494,0:GOSUB990:CLOADMC
L$:IFCT=5THENOPEN"I",#-1,F$:INPU
T#-1,X,Y,LN,SC$,SC:FORK=1TO10:IN
PUT#-1,SC$(K):NEXT:CLOSE-1
920 PMODE4,1:SCREEN1,0:COLOR0,1:
DRAW"C0":GOTO130
950 CLS:'***SAVE FILES***
955 PRINT0103,"SAVE FILES":IFCT
=6THENPRINT0199,LEFT$(MT$,21),EL
SEPRINT0198,RIGHT$(MT$,23)
960 POKE65494,0:GOSUB990:GOSUB99
4:FORJ=1TO2:CSAVEMCL$,1536,7679,
1536:MOTORON:Z9=2:TIMER=0:GOSUB1
7:IFCT=6THENNEXTELSEOPEN"O",#-1,
F$:PRINT#-1,X,Y,LN,SC$,SC:FORK=1
TO19:PRINT#-1,SC$(K):NEXT:CLOSE-
1:TIMER=0:MOTORON:GOSUB17:NEXT
965 MOTOROFF:GOTO1000
990 PRINT0262,"":INPUT"FILE NA
ME";F$:IFLEN(F$)>7THENF$=LEFT$(F
$,7)

```

The Color Computer Word Processor!

MASTER WRITER (we changed our name from WORDMASTER) is a professional quality full screen oriented word processor for your color computer. Take a look at what you get.

MASTER WRITER'S FULL SCREEN-ORIENTED EDITOR allows you to move the cursor anywhere in your text using the up, down, right and left arrows. Do this one character at a time or by line or page. Insert, delete or replace text at the cursor watching your changes as you make them. Delete or move blocks of text from one place to another. Merge in text from other files.

AUTOMATIC CARRIAGE RETURN after last complete word on each line; with this and **AUTOMATIC PAGE FEED** you don't have to worry about where a line or page ends — just type!

MASTER WRITER runs on a 16K, 32K, or 64K color computer, taking advantage of all available memory. Use it with **DISK OR CASSETTE** based systems. **EXTENDED BASIC IS NOT REQUIRED** for cassette version.

EASY TO UNDERSTAND MANUAL has you comfortably using **MASTER WRITER** in minutes. It is a **USER-FRIENDLY MENU-DRIVEN SYSTEM** with single letter commands. Check any command without having to refer to the manual with the **HELP SCREEN**.

10 PROGRAMMABLE FUNCTION KEYS allow easy insertion of frequently used words or phrases.

WORKS WITH ANY PRINTER. Take full advantage of your printer's special functions such as variable character size and emphasized characters with **EASY EMBEDDING OF PRINTER CONTROL CODES**.

GLOBAL SEARCH function lets you quickly locate specific strings for replacement or deletion.

Customize form letters or standard text with the **EMBEDDED PAUSE** feature. Just "fill in the blanks" when your printer pauses for a personalized appearance.

LIMITED MULTI-TASKING feature lets you print one file while editing another.

In addition to regular text you can use **MASTER WRITER** to **CREATE BASIC PROGRAMS** with the convenience of full-screen editing. It can also be used to make and edit simple **MAILING LISTS**.

OTHER FEATURES include easy setting of left, right, top and bottom margin, printer line width, and lines per page. Also repeat keys, auto line centering, auto page numbering and choice of display color formats.

TO ORDER send \$29.95 for cassette version or \$34.95 for disk version plus \$2.50 shipping (Calif. residents add sales tax) to: **PYRAMID DISTRIBUTORS, 527 HILL ST., SANTA MONICA, CA 90405 (213) 399-2222.**

MASTER WRITER \$29.95 Cassette
\$34.95 Disk

PCLEAR 80 Software...

Thanks RAINBOW readers for the continued support. We had to go back to the "endless list" type ad because there's a lot of new stuff and we want you to know what we have. But the new catalog is going to the printer today. We put a few hints and tips in there, including how to PCLEAR 80 with disk.

***** NEW! *****

ZAXXON *32K* (Data Soft)	\$39.95 TP OR DISK
ROBOTTACK (INTRACOLOR)	\$24.95 TAPE
	\$27.95 DISK
TRAP FALL (Tom Mix Software)	\$27.95 TAPE
MS. GOBBLER (Spectral Associates)	\$21.95 TAPE
	\$24.95 DISK
DEATH TRAP (Soft Sector Mkt.)	\$19.95 TAPE
COLOR CATERPILLAR (Soft Sector)	\$19.95 TAPE

OLD FAVORITES

THE KING *32K* (Tom Mix)	\$26.95 TAPE
	\$29.95 DISK
COLORPEDE (Intracolor)	\$29.95 TAPE
	\$32.95 DISK
PROTECTORS *32K* (Tom Mix)	\$24.95 TAPE
	\$27.95 DISK

BUSINESS -- UTILITIES

TELEWRITER-64 (Cognitec)	\$49.95 CASS
	\$59.95 DISK
T. I. M. S. *E.B.* (Sugar Software)	\$24.95 CASS
WORKSAVER (Platinum Software)	\$35.00 CASS
TAPE TO DISK (Tom Mix)	\$17.95
TAPE DUPE (Tom Mix)	\$16.95
FIXER (Tom Mix)	\$17.95

ALL PROGRAMS 16K NON-EXT. UNLESS NOTED

FROGGER MAY BE HERE BY THE TIME YOU READ THIS.

WE HAVE A FEW OLD RAINBOWS (PRE-JULY '82) LEFT AS WELL AS MARCH '83 ON. SORRY, MAY '82 IS OUT. WE ALSO HAVE THE NEW COLOR COMPUTER MAGAZINE (\$2.95 EA.)

SEND \$.50 IN STAMPS OR COIN FOR YOUR CATALOG TODAY.

 **PCLEAR 80 SOFTWARE** 
 494 Cline Avenue
 Mansfield, OH 44907
 (419) 756-4873

Note: We also carry the RAINBOW 

Add \$2 shipping on orders less than \$50. Please add \$2 for COD. Ohio residents add 5% state sales tax

```

992 IFF*(<>)"THENCL$=F$+"M":F$=F$
+"T":RETURNELSECL$="":RETURN
994 PRINT:INPUT" RUN PAST LEA
DER";Z$:IFZ$="Y"THENMOTORON:Z9=1
0:TIMER=0:GOSUB17:MOTOROFF:RETUR
NELSERETURN
1000 CLS 'MAIN MENU
1010 PRINT@13,"SIGNS",,, " STA
RT NEW SCREEN", " RETURN TO OL
D SCREEN", " PRINTER",,,, "
LOAD FROM TAPE",TAB(6)MT$,,, "
SAVE TO TAPE",TAB(6)MT$,,,CH$:
CT=1
1020 Z$=HEX$(CT):LO=INSTR(1," 12
3 45 67",Z$):LP=LO*32+2:PRINT@
LP,">";
1030 GOSUB19:PRINT@LP," ";IFZ$=
CHR$(10)ANDCT<7THENCT=CT+1:GOTO1
020ELSEIFZ$=CHR$(94)ANDCT>1THENC
T=CT-1:GOTO1020ELSEIFZ$(<>CHR$(13
)GOTO1020
1040 ONCT GOTO100,1050,600,900,9
00,950,950
1050 IFSC$(1)=" "THEN1010ELSESCRE
EN1,0:GOTO130
2000 'LETTER STRINGS SUB
2010 A$="0":B$="":X=0:Y=0:U=0:V=
0:BI$="D6R3E1":CI$="BR4BD1H1L201
D4F1R2E1":LI$="D6R4":LE$="BR3BU6
":G$(65)="BD6U4E2F2D1L4R4D3BR3BU
6":G$(66)=BI$+"U1H1L3R3E1U1H1L3B
R7"
2020 G$(67)=CI$+"BR3BU5":G$(68)=
BI$+"U4H1L3BR7":G$(69)=LI$+"BU3B
L1L3U3R4BR3":G$(70)="D6U3R3L3U3R
4BR3":G$(71)=CI$+"U2L2BU1BR5BU2"
:G$(72)="D6U3R4D3U6BR3":G$(73)="
BR1D6BR3BU6":G$(74)="BD4D1F1R2E1
U5BR3"
2030 G$(75)="D6BR4H3L1R1E3BR3":G
$(76)=LI$+LE$:G$(77)="D6U6F3E3D6
"+LE$:G$(78)="D6U5F4D1U6BR3":G$(
79)=CI$+"U4BR3BU1":G$(80)="D6U3R
3E1U1H1L3BR7":G$(81)=CI$+"BL1F2B
H1BU1U4BR3BU1":G$(82)="D6BR4H3L1
R3E1U1H1L3BR7"
2040 G$(83)="BD5F1R2E1H4E1R2F1BR
3BU1":G$(84)="R2D6U6R2BR3":G$(85
)="D5F1R2E1U5BR3":G$(86)="D4F2E2
U4BR3":G$(87)="D6E3F3U6BR3":G$(8
8)="D1F4D1BL4U1E4U1BR3"
2050 G$(89)="D1F2D3U3E2U1BR3":G$
(90)="R4D1G4D1R4BR3BU6":G$(49)="
BD1E1D6BR3BU6":G$(50)="BD1E1R2F1
D1G4R4"+LE$:G$(51)="BR1G1BD4F1R2
E1U1H1L2R2E1U1H1L2BR6":G$(52)="B
D6BR3U6G3R4BU3BR3":G$(48)=CI$+"U
4G4BR7BU5"
2060 G$(53)="BD5F1R2E1U2H1L3U2R4
BR3":G$(54)=CI$+"U1H1L3BE1BR6BU2
    
```

```

":G*(55)="R4D1G4D1BR7BU6":G*(56)
="BR1G1D1F1G1D1F1R2E1U1H1L2R2E1U
1H1L2BR6":G*(57)="BD5F1R2E1U3G1L
2H1U1E1R2F1D1BR3BU2"
2070 G*(32)="BR7":G*(33)="BR1D3B
D2D1BR3BU6":G*(34)="BR1D2BR3U2BR
3":G*(35)="BD2R4BD2L4BU3BR1D4BR2
U4BU1BR4":G*(36)="BR4BD2H1L2G1F1
R2F1G1L2H1BR2D2U6BR5"
2080 G*(37)="D1R1U1L1BR4D1G4D1BR
3R1U1L1D1BR4BU6":G*(38)="BF4BR2G
2L2H1E4H1L1G1D1F4BR3BU6":G*(39)=
"BR1D2BR3BU2":G*(40)="BR3G2D2F2B
R4BU6":G*(41)="BR1F2D2G2BR6BU6"
2090 G*(42)="BR2BD1D4H2R4BU1BL1
G2BU2F2BR4BU4":G*(43)="BR2BD1D4B
H2R4BR3BU3":G*(44)="BD5BR1L1U1R1
D2G1BR4BU7":G*(45)="BD3BR1R3BR3B
U3"
2100 G*(46)="BD6BR1L1U1R1D1BR3BU
6":G*(47)="BR4D1G4D1BR7BU6":G*(6
1)="BD2R4BD2L4BR7BU4":GC*="BD2R1
U1L1D1BD3R1U1L1D1":G*(58)=GC*+"B
R4BU5":G*(59)=GC*+"BR1D1G1BR4BU7
":G*(60)="BR4G3F3BR3BU6":G*(62)=
"BR1F3G3BR6BU6":G*(63)="BD1E1R2F
1G2BD2D1BR5BU6"
2110 ST*=CHR*(8)+CHR*(9)+CHR*(12
)+CHR*(13)+"\ "+CHR*(94)+CHR*(95)
+CHR*(10)+"@I1:;!,'.&MW":MT*="GR


```

```

APHICS SCREEN ONLY GR
APHICS SCREEN & TEXT":CH*="USE U
P OR DOWN ARROW TO CHOICE AND
PRESS <ENTER>"
2130 DATAD6,6F,C1,FE,27,03,7E,82
,73,F6,FF,22,54,25,FA,8A,80,BD,8
E,0C,81,8D,27,08,0C,9C,D6,9C,D1,
9B,25,02,0F,9C,32,62,39
2200 'POKE PRINTER DRIVER
2210 :RESTORE:GOSUB2220:FORB=A T
D(A+36):READL*:L*="&H"+L*:L=VAL(
L*):POKEB,L:NEXT:RETURN
2220 L*="":VP=0:A=0:B=0:L=0:VP=V
ARPTR(PT*):A=PEEK(VP+2)*256+PEEK
(VP+3):RETURN
10000 AUDI00N:POKE65494,0:GOSUB9
94:FORC=1TO2:CSAVE"SIGNS":MOTORO
N:FORX=1TO600:NEXT:NEXT:MOTOROFF
10100 CLS:PRINT099,"***** S
IGNS *****",,,TAB(15)"BY",,,
TAB(8)"RICHARD A. WHITE",TAB(11)
"44 DOW CT.",TAB(6)"FAIRFIELD, O
H 45014",TAB(10)"513-829-5163",
,,TAB(7)"(C) COPYRIGHT 1982":PRI
NT:PRINT" HIGH SPEED POKE Y/N"
!
10110 GOSUB19:IFZ*="Y"THENHP=654
95:PRINT" YES":GOTO 10 ELSEHP=6
5494:PRINT" NO":GOTO 10

```

FOR YOUR COMPUTATION.

- SECRET CODES** \$9.95 4K. Makes encoding and decoding secret messages easy.
- ENEMY SEARCH** \$9.95 4K. A very addicting game. We've seen people play for hours!
- ADVENTURE CRACKER™** \$14.95 ML. displays all words in memory, even from BASIC programs.
- ALPHABETIC OUTLAWS™** \$19.95 16K BASIC. Can you find the words in hiding?
- THE HANGMAN'S WORKSHOP™** \$19.95 16K BASIC. Plays Hangman but you can't lose.
-  **SPEAK UP!™** \$29.95 16K/32K ML. Voice Synthesizer with text to speech!

SPECIAL OFFER:
Order 4 or more and take off 20%!



Classical Computing, Inc.

P.O. Box 12247, Lexington, KY 40582
800-334-0854 Ext. 890



JARB IN SOFTWARE NC HARDWARE

COMPUTER PRODUCTS

ADVENTURES

MANSION OF DOOM

by PAL Creations

Rescue the Princess Marlana from the mysterious Count Von Steinoff and reunite her with the townspeople of her village in Transylvania. The Count's mansion has 76 distinct locations for you to explore in your rescue attempt.

32K EXT \$14.95

S.S. POSEIDON

by Bill & Debbie Cook

You are aboard the S.S. Poseidon when it is capsized by a tidal wave. It is floating bottom-up on the surface and taking on water. Will you survive to tell your tale?

16K EXT \$14.95

THE FINAL COUNTDOWN

by Bill & Debbie Cook

You are outside a missile base which has just been evacuated because a beserk General has started the countdown on a nuclear missile - target: MOSCOW. Your mission, if you accept it, is to stop the missile launch and prevent WWII.

16K EXT \$14.95

STALAG & ENO

by PAL Creations

1) You are an allied POW in a German prison camp in 1944 and were forgotten in the hot box when the camp was evacuated due to unexpected bombing raids. How will you get out ALIVE?

2) Your eccentric old aunt just died and left you a fortune in cash. To prove you deserve it, you must decipher the clues and find your fortune, which she hid in her living room.

32K EXT Both for \$14.95

BIG NUM

by Quasar Animation

..... \$6.95

THE WALL

by Quasar Animation

..... \$9.95

MYSTERY MAZE

by Faith Robinson Enterprises

..... \$14.95

DOODLE BUG

by Computerware

..... \$24.95

COLORPEDE

by Intracolor

..... \$29.95

THE WARRIOR & THE WIZARD

by Jimmy Jones

Choose your character, weapons and armor to battle warlords, pygmies and other foes as well as hidden monsters, snakes, booby traps and numerous other dangers in this disk based graphics assisted adventure. Beware of the EVIL WIZARD!

32K EXT Plus one disk \$19.95

CCM#3

by Charles Santee, Ed.D.

Using only one joystick, CCM#3 allows total communication for special persons. Contains many features and is easy to use. Excellent for young children. Also helps teach spelling and sentence structure. Complete documentation.

32K EXT \$32.95



SKY DEFENSE

By Quasar Animations

Fight off the attacking waves of enemy craft in fast realtime combat. Machine language.

16K \$18.95

BLACK SANCTUM

by Mark Data

..... \$19.95

CALIXTO ISLAND

by Mark Data

..... \$19.95

EL DIABLERO

by Computerware

..... \$19.95

JARB IN SOFTWARE NC HARDWARE

COMPUTER PRODUCTS

1636 D Avenue, Suite C
National City, CA 92050
(619) 474-6213

Dealer/Author Inquiries Invited

All programs warranted 60 days from date of purchase to original purchaser. Unless otherwise specified, shipping and handling \$2.00 per order. California Residents add 6% sales tax.



JUNGLE TREK

Lost in a jungle with wild animals lurking; your only survival is to find a safe compound before you are lunch for lions; high resolution; multi-color.

16K EXT \$14.95



LAZER STAR & HELO BATTLE

1) 2 players avoid destruction by blasts of mysterious lazerstar while battling each other for possession of Lazerstar

16K EXT

2) 1 player/2 joystick combat game to blow up 5 blockhouses while watching fuel, ammo, and avoiding anti-aircraft fire

16K EXT Both for \$14.95



JARB CODE

Encode/decode important messages or other information in a virtually unbreakable format.

16K Standard/Extended \$15.95



BIORHYTHM/ PSYCHIC APT.

1) Prints biorhythm charts of nearly unlimited length; attractively formatted for use on Line Printer VII. 16K

2) Your psychic ability is determined through questions evaluating your psychic experiences

16K Ext Both for \$15.95

SCORE-EZ

From 1 to 6 people can play this excellent adaptation of a popular board game. The computer keeps score for all players, and rolls dice. You can roll again just like the original game. Properly position the results of each turn for maximum score. The only thing you will need besides your computer is players. Color graphics and sound will entertain you for hours, and it's EZ to play.

16K EXT \$15.95

U.S FUNDS ONLY
C.O.D. ORDERS ACCEPTED
NO CREDIT CARD ORDERS

Pro-Color-File 'Jazzy' File Management

By Ed Lowe

I spend a lot of time at my CoCo pounding out programs—applications programs. Mostly, data manipulation programs. My fingertips actually seem to have grown mallet-like and I'll bet the wife, kids and friends look upon me as some kind of mutant. "Weird Ed" is what I imagine they call me as I disappear for hours on end into my inner sanctum to commune with my computer. No matter of great concern to me, though!

In the past three months, I have written several programs for our young but rapidly growing Color Computer club. Among them are one with many features except a record deletion capability (optimism) to index information on members and a very versatile programs library. Even wrote a couple for my wife to let her make up a week's menu in advance and do her grocery shopping list in a matter of minutes. (Those also served as a way to get her in front of the computer.) I also hold a structured programming class for the club. I spend a lot of time pounding the keyboard.

COLOR-FORTH
Including SEMIGRAPHIC-8 EDITOR
+ UTILITIES

- Disk and Tape utilities
- Boot from disk or tape
- Graphics and Sound commands
- Printer commands
- Auto-repeat and Control keys
- Fast task multiplexing
- Unique TRACE function in kernal
- Clean INTERRUPT handling in HIGH-LEVEL FORTH
- CPU CARRY FLAG accessible
- Game of LIFE demo
- ULTRA FAST: written in assembler
- Directions included for installing optional ROM in disk controller or cartridge
- Free Basic game "RATMAZE"

\$58.95

FORTH

HOYT STEARNS ELECTRONICS
4131 E. CANNON DR. PHOENIX, ARIZONA 85028
602-996-1717

It occurred to me recently, however, as I launched into yet another files management program, that I probably was reinventing the wheel a mite too often. I decided I needed to take a new approach and try to come up with one program which would allow me the flexibility to create and manage any file from it. Such a program would also have to permit generation of a number of different reports from a single file. It would be designed to allow any desired number of record fields with headings to be stipulated by the user. A really jazzy, all-purpose "this is it" files management system. I had all its features laid out in my head. But I only got as far as the conceptualizing stage before *the Rainbow* sent me another product for review. I could see right away that I had been beaten to the punch. The wheel had not only already been invented, but perfected! But I don't mind too awfully much because such a project would have taken me a long time to complete anyway.

What beat me to the punch is *Pro-Color-File*, released just this year by Derringer Software and already upgraded to version 2.0. It is exactly what I had in mind! And this system is disk-based for single or multiple drives.

Pro-Color-File can be described as a complete files management system for the Color Computer. With it, one can enter, store, search, update, and get various printer reports from his information. Club listings, student grades, job reports, church funds, mailing lists—the litany could go on and on. No longer will you find yourself using those single-purpose programs you thought were the ultimate. This one is designed to handle it all for you.

It might be interesting to note that the programs which make up *Pro-Color-File* are all in BASIC! These programs, all run and controlled from a master menu, are:

- Define data segments
- Define screen formats
- Define equations
- Define report formats
- Pro-Color-Files
- Enter/update records
- Index records
- Print reports
- Exit program

In addition to these system programs, the registered master disk comes with a number of already created demonstration files, screens, and reports to be used in the tutorial phase. (One of them is a club membership file!) After you progress beyond the tutorial stage, you can kill them on your backup working diskette, leaving just the necessary working programs.

I would try to describe for you what each program does, but because they rarely work in isolation, this wouldn't prove very much. Consider each subordinate program as a large subroutine or module within the overall program, and we'll have a better chance at perspective.

The package I received, version 2.0, came with two addendum inserts: revisions for owners of 1.0; and a couple of added features for the current version. I also received a call advising of another change. All changes can be easily made by the owner/user.

The manual accompanying the product impressed me a lot. Not just because of its polished look—neatly right-justified print within a heavy paper blue roll binder—but in its layout and approach to instruction. It is apparent that the author put as much thought into the manual as into the

program package. It actually teaches you how to use the product, and with a minimum of confusion and "say what?" Repetition is tactfully used throughout to drive points home.

The manual is broken down nicely into a page of "thanks for buying my product" and the usual copyright and sales contract notices, two pages covering a really comprehensive table of contents, and introduction, 31 pages of tutorial, a good quick reference and some comments on how to get a well-functioning data base through planning and proper preparation.

The format of the tutorial section itself is commendable. Generally, it follows a scheme of program feature (module) introduction, explanation, and then actions for you to take. Bold print is used very effectively throughout. Because of this hand-holding approach, I had little real difficulty stepping through the various stages of creating a file. High marks for documentation alone!

Don't get me wrong, though. *Pro-Color-File* is not a simple "open, load and run" program. It's not the kind of program you order the day or week after first getting your 32K CoCo with disk drive and printer. It couldn't be, given the expected results. *Pro-Color-File* is for the person with a need for a good, sophisticated, user-controllable files management system, *but* that person must have some knowledge of what files management is all about. (The author includes a short primer on files management in the accompanying manual.)

Some of *Pro-Color-File's* features, like formatting a report using screen "windows" and a unique method of defining equations, take some getting used to. But, get used to them you will, because you'll find yourself delving into this program. And it's not hidden from your view. After backing up the master diskette and putting it away for safekeeping, you might ask how a program was designed which can:

- allow as many as 60 different entries per record (you define);
- index a file by any three fields simultaneously for rapid direct access in under 10 seconds for a 1,000 record file (with re-indexing possible at any time);
- have four screens for entering information with optional password protection, custom color design and rapid switching during entry and review;
- have five printer report formats with built-in features like selection of line width, lines per page, page numbering, control codes, and password protection;
- design screen report formats to get totals and averages or to review only selected fields;
- have 14 user-defined math equations to do addition, subtraction, multiplication or division of numeric data;
- and, allow multiple disk drives for maximum storage.

If you've got enough printer paper and want to take the time, you can look over the program code and perhaps find the answers to your questions. In fact, the author encourages you to adapt *PCF* to perform special functions by *LISTing* the appropriate programs and *EDITing* them.

After several days of playing with *PCF*, I finally printed out several reports on my Line Printer VII using different formats. When each was exactly as I wanted it, I then went back and recorded (saved) that particular format to disk. Now all I have to do is call up a specific screen and report format and I'm off and running.

I wanted to try some other printers, notably the MX/FX-

80 and Okidata 82A, to test and verify the reported case with which they are supported, but, as Murphy's Law would have it, I couldn't get my hands on them. Judging by the system for embedding control codes in the printer report program, though, I have no doubt that *Pro-Color-File* will in fact support all of the popular printers.

What problems did I meet? Only two. The section on defining math functions left me scratching my head for a few days because I could not see exactly what the point was. As is usual with us cyberphiles (like that word?), dogged persistence paid off. The result: ability to enter numerical data in records and get some outstanding results with ease. (Notice how I keep using that phrase "with ease?") Kind of like a spreadsheet within a file. The second? Well, I get kind of fumbly-fingered swapping out system and data disks in my single-drive system. No doubt, I'll get used to it fast, though, unless Drive I drops to below \$99.95 (including tax byte) soon!

I don't suppose you can fully sense my somewhat understated enthusiasm for this product. If you can't, then I'll say it. I like *Pro-Color-File*. I like what I can do with it. I like the fact that now I won't have to write a program for each unique filing problem anymore. I like the overall professionalism attained by its creator. And I agree with him when he says, perhaps with a little bias, in his full-page ad, "If you're through playing games and are ready to get serious about software, then *Pro-Color-File* is for you." I like it and think you will too. It's definitely a gigantic step for the serious CoCo users.

(Derringer Software, P.O. Box 5300, Florence, SC 29502,
(803) 665-5676, \$79.95 on disk only)

Y-PAK Dual Slot Expander for Radio Shack's Color Computer

Have your Disk and Cartridge too!
Select between 2 Cartridge slots with one
switch and control the Auto Start with
the other switch.

\$70.00 Complete

USER-PAK for Color Computer

Your own RAM/EPROM Cartridge

Cartridge holds two 2732s, or any combination
of four 2716s/6116s.

\$30.00 less RAM/EPROM

\$90.00 with 8K RAM

EPROMs burned from your CC cassette.
Write for details.

B. Erickson

P.O. Box 11099 Dept. RB
Chicago, IL 60611

Outlook Is Bright For 'Smart' DMP-200

By John Fernald

I feel that it is appropriate for me to preface this review with a brief overview of my experience, to assist the reader in assessing the relative value of my comments.

I consider myself to be a rank novice in the field of computing, having owned a 32K Extended Color Computer for somewhat less than 10 months. My initial "set-up" included the computer, the CTR-80A cassette recorder and a Line Printer VII. After about six months of operation I acquired a Disk 0 system, and several weeks ago I further strained my wife's patience as well as the family budget by purchasing a new DMP-200. If my "expertise" only matched the quality of my equipment, I am certain that this would be a much more probative review. The one thing I feel that is favorable to my viewpoint lies in the fact that my experience level probably equates to that of a sizeable portion of the magazine's readership. At any rate, I hope that the following comments will be meaningful, or, more importantly, *helpful* to those readers interested in this hardware item.

Last week, after what seemed like an intolerable wait, I began unpacking the newly arrived object of this submission. The first unpacking steps (Numbers 1-9) are outlined in a set of instructions which include an exploded view of the printer and the associated packing materials. The directions are okay, but I recommend a review of pages 1-5 of the

enclosed operator's manual upon reaching unpacking instruction number 7.

When you have successfully released your new "pride and joy," set it aside, get a cup of coffee or something and sit down with the operator's manual. If you are anything like me, afflicted with a terminal case of "I want to see it work"-itis, take a deep breath, a tranquilizer or whatever helps, and thoroughly read pages 7 through 18 of the manual. This activity will take you from a power-up checklist through tractor and ribbon installation, paper loading, print function and character switch selection, and finally a power-up and self test sequence. By the way, if you are using standard 8½"-by-11" fan fold paper, the "self-test sequence" (which requires 10-inch wide paper) will work just fine. A successful "self-test" can be used to print sample lines of each type character by employing the yellow rotary character selection switch on the rear of the printer, but more on this in a moment. A completion of the test sequence calls for computer hook-up, which is via the standard 4-pin DIN cable (RS No. 26-3020) for Color Computers, followed by complete system power-up, and you're "off to the races."

At this point, I think it would be appropriate to provide you with a description of the features which make this printer a quantum jump ahead of my old Line Printer VII. The DMP-200 is a high density, dot-matrix printer, capable of creating characters on dot-matrixes ranging from 9X8 to a variable 15X9. This flexibility permits construction of Proportional spaced, Monospaced (Normal, Condensed and Compressed), Correspondence quality, and Graphic characters. It does this at print speeds ranging from 120 cps (Standard) or 70 cps (Correspondence Quality) to 35 cps (Elongated Correspondence Quality) on roll, single sheet or tractor feed paper. The DMP-200 will print one original and two copies on (11 lb) non-carbon type paper, a significant improvement over the LP VII.

Externally, the 200 is about 50 percent larger than the 100, and weighs a few more pounds. While the LP VII and DMP-100 are conspicuously free of external controls, the 200 sports several very nice user-operated function switches. These controls are found in two external areas on the printer. First, on the upper left front of the device you will find the "Paper Feed Switch" and the "Power On" & "Alert Indicator" lights. The right side of the device houses the "Platen Pressure Lever," "Paper Bail Lever," and the "Paper Feed Knob." The only other "easily accessible" control, the "Power On-Off Switch," is slightly recessed on the lower left side of the unit.

The balance of the operator controls are far less accessible and, in my opinion, represent the printer's most undesirable characteristic. These controls include the "Function Selection (DIP) Switch" and the "Rotary Character Selector Switch." The DIP switch is actually a small (very small!) panel containing eight (even smaller!) up-down/on-off toggle type switches. These switches control the following: (1) Carriage Return and Line Feed operation, (2) Data/Word Processing mode, (3) 1200/600 Baud operation (serial interface mode), (4) Parallel Serial Interface, (5) European Symbol/Japanese KANA mode, while switches (6), (7), and (8) are not used. Generally speaking, the user will be faced with changing only two of these switches, the "Data/Word Processing" switch and the "Baud Rate" switch. When the printer is connected and ready for use with either roll or tractor-feed paper, these switches are virtually inaccessible. After turning off the printer and moving the paper or printer (or both), you must first position yourself to see the panel

WICO

COMMAND CONTROL

NEW!

The arcade joystick comes to the home.

The arcade is where the video game craze began... where the most advanced electronic technology was developed.

Now, WICO brings the excitement and challenge of the arcade to your home.

WICO, the world's largest designer and manufacturer of controls for arcade games, brings 42 years of experience to Command Control. You get arcade accuracy... arcade control... arcade durability.

Command Control makes the game more fun... helps make you a better player.

ADAPTOR FOR
RADIO SHACK* TRS80*
COLOR COMPUTER



Dealer Inquiries Invited

COMPUTERWARE®

Box 668 Encinitas, CA 92024 (619) 436-3512

Computerware is a trademark of Computerware.

COLORSPEAK™

COLOR COMPUTER VOICE SYNTHESIZER

NEW!

HARDWARE FEATURES

- A COMPLETE PHONEME BASED VOICE SYNTHESIZER IN A CARTRIDGE STYLE PAK
- COLORSPEAK HAS ITS PROGRAM IN ROM, SO ITS INSTANTLY THERE ON TURN ON!
- COLORSPEAK HAS ITS OWN 2K RAM. IT REQUIRES NO MEMORY!
- USES THE VOTRAX™ SC01 PHONEME SYNTHESIZER CHIP
- WORKS IN ALL COLOR COMPUTERS. ANY MEMORY SIZE, EITHER BASIC!

SOFTWARE FEATURES

- TEXT TO SPEECH MODE: CONVERTS PLAIN ENGLISH TEXT TO SPEECH!
- INFLECTION MODE: ADDS VOICE INFLECTION TO TEXT TO SPEECH MODE
- PHONEME MODE: ALLOWS PROGRAMMING THE SC01 DIRECTLY IN PHONEMES
- SPELLING MODE: SPELLS TEXT AND PRONOUNCES MOST PUNCTUATION

USER FRIENDLY! COLORSPEAK IS THE EASY TO USE VOICE SYNTHESIZER WITH ALL FEATURES EASILY ACCESSIBLE FROM BASIC. SIMPLY PUT THE WORD OR PHRASE TO SPEAK IN A STRING NAMED TALK\$. THEN CALL THE USR ROUTINE TO SPEAK THE TEXT! ALL OF BASIC'S STRING MANIPULATIONS ARE APPLICABLE. COLORSPEAK COMES WITH A DETAILED USER MANUAL AND PHONEME DICTIONARY.

PRICE \$169

BUMBLEBEE SOFTWARE

PO BOX 25427 CHICAGO IL 60625

USER MANUAL \$4

ARCADE ACTION

NOVA-PINBALL

AN EXCITING NEW PINBALL SIMULATION FOR THE COLOR COMPUTER! WITH ALL THE ACTION THAT'S MADE IT AN ALL TIME FAVORITE!


\$20

NOVA

CYBORG WARS

Your mission is to destroy all robots and save the surviving humans. Watch for the missile firing BRAINS and the fatal touch of the HULKS!

\$18



HIRES COLOR

PAC-MAC

Great PAC-MAN action!

\$15



DERBY

Race around the track with a computer controlled car in pursuit Like the arcade, DODGE-EM!

\$14

HOPPY

GUIDE HOPPY SAFELY HOME TO HIS DOCK. TRAVEL ACROSS A HIGHWAY AND HOP ON LOGS & TURTLES TO GET THERE! LIKE THE ARCADE!

\$18



ALL PROGRAMS
MACHINE
LANGUAGE
•
REQUIRE
16k

DEALER, AUTHOR INQUIRIES INVITED

and then use a slender pointed article (i.e. a pen or pencil) to reposition the appropriate switch(es). Fortunately, these operations can be changed through computer inputs. A review of pages 45-47 (Appendix A/Control Code Summary) in the operator's manual indicates a *PRINT #2*, *CHR\$19* entry will place the device in the "Data Processing" mode, while *CHR\$20* changes the mode to "Word Processing," regardless of the DIP switch setting. Since the 80CC defaults to 600 baud on a power-up and in view of the printer's ability to operate at 1200 baud or 600 baud, the operator must do one of the following. Set the printer to 600 baud with the DIP switch and operate in this manner. Set the DIP switch to 1200 baud and employ software (i.e. word processor or terminal program) which provides for baud rate selection. Or set printer to 1200 baud and after computer start-up enter "POKE 150,41" placing your CoCo in the 1200 baud output mode, allowing you to *LLIST* programs at 120 cps in the "Standard" mode with no software support.

The "Rotary Character Selector Switch" is located next to the DIP switch panel, between the cable connector and the DIP panel. This switch is also quite small and equally inaccessible. It has 10 positions, ranging from 0 to 9, producing the following character/styles; 0-Standard/10cpi, 1-Compressed (Elite)/12cpi, 2-Condensed 16/7cpi, 3-Proportional, 4 through 7-Correspondence quality/10cpi, 8-Standard/10cpi, and 9-Compressed (Elite)/12cpi. Although this switch is difficult to reach, with or without paper installed, it can be positioned by touch since each of the 10 selections has a "feelable" detent position. The printer defaults on start up to the mode selected, however, as in the DIP selector, the character mode can be changed through software or user program inputs. As indicated above, the print cable connects at the center rear of the printer and

cannot help but interfere with tractor-feed paper placement and operation. This may also be a problem, albeit a smaller one, with roll paper in use. I cannot understand, perhaps because I am not a design engineer, why it would be so difficult to install the cable connection on the right side of the printer where it would be more convenient for a "printer on the left" arrangement. Before leaving the area of "external controls" I should mention the fact that the same people who put the cable receptacle, DIP and Character Selector switches on the back have installed a miniature DIP and Character Selector switch instruction sheet underneath the printer's top cover. This is a very beneficial feature as it saves a lot of looking around for the manual while trying to print out a letter or list a program.

Under the protective cover of the printer we also find two additional operator controls. First, the tractor feed assembly, which can be easily removed or reinstalled as the need arises for paper type changes (roll, fan-fold or single sheet). Secondly, the "Print Head Control Lever," which controls print head to paper pressure during ribbon change and printing operations. It must be properly adjusted by the user to preclude damage to the print head, resulting from too little pressure or print smudging, caused by excessive pressure. The printer comes with a "ribbon cassette" assembly which is easily installed and replaced (RS Refill Pack No. 26-1489). The ribbon life will depend on the type (graphics, text, program listings, etc.) and frequency of printer operations. Similarly, the print head life will vary with use but is projected by Radio Shack for 2,000 hours. According to the manual, this figure equates to 32 months, with an average utilization of two hours per day. I feel that most home computer enthusiasts operate their printers at less than a two hour per day average and should therefore anticipate a print head life in excess of three years.

The final and perhaps the most important area I should like to address centers on the DMP-200's status as one of a number of "smart" printers. As a "smart" printer the 200 has the ability, through software program control, to change virtually all print functions during normal operation. The device utilizes a 2,000-byte buffer to store, and transmit to the print head, a total of 330 ROM based, dot matrix, character patterns, and over 30 printer control codes. Appendix A and Appendix B of the manual provide complete listings of "control codes" and "character sets," along with their respective decimal and hexadecimal equivalents. For example, sending the printer a control code of DECIMAL 15 (HEX OF) during print operation will immediately invoke the underline function. This function will continue until the printer receives a control code input of DECIMAL 14 (HEX OE). Each of these functions is attainable as long as the printer is functioning in either the data or the word processing mode, but not in the graphics mode. Some of the more important software control codes found in the table provide back spacing, variable line feeds, print elongation, print head positioning, bold type, reverse line feeds, and repeat print.

In addition to these tools the 200 offers software access to the full set of ASCII characters, a set of block graphic codes and a set of European symbols. This means that in addition to all the ASCII characters normally available through computer keyboard entry (upper and lower case), a large number of other characters are available through software or program manipulation. In other words, documents which require a "one fourth" fraction, "Pound Sterling," "Trade Mark," or "Copyright" symbol can be prepared with professional reproductions of these characters. Many of the char-

DISK ZIPPER


COLOR DISK UTILITY PACKAGE

A MENU DRIVEN SYSTEM DISK CONTAINING:

ERROR CRASHLESS BACKUP: DUAL AND SINGLE DRIVE
WRITE OR READ ANY SECTOR: CHECK DISK FOR ERRORS
PAGE DISK THROUGH ANY PMODE WINDOW IN COLOR
DUMP DISK IN HEX OR ASCII: PRINTER SUPPORTED
LOAD ML TAPE TO DISK: RELOCATES UNLOADABLES
WITH COMPLETE MANUAL: REOS32K RS DISK
ONLY **24.95**

ARCADE - CONTROLS!

WICO MADE JOYSTICK INTERFACE: TWIN STICKS
ALLOWS ANY TWO JOYSTICKS TO WORK ON THE
COLOR COMPUTER: ONLY **19.95**



ACC-U-FIRE PADDELS / ATARI-TYPE GAME PADDELS PLUG INTO COLOR -
COMPUTER FOR IMPROVING SCORES! WORKS ON HOR. & VERT. GAMES.
ONLY **\$19.95!**

HARDWARE!

ROMPACK EXTENDER: PUT YOUR DISKPACK
WHERE YOU WANT IT: 3 FEET LONG
QUALITY CABLE ONLY **27.00**



GREEN - PHOSPHOR ADAPTER / NOW PRINT GREEN ON BLACK SCREEN!
ALL HARDWARE, NO SOFTWARE! NO SOLDERING! AND ONLY **\$19.95!**

WORKS ON ANY TV: SMALL BOARD GOES ON THE
RF SHIELD: ONLY THREE WIRE CLIPS

EPROM PROGRAMMING! 2K, 4K, 8K BYTES
WE WILL PROGRAM YOUR EPROM FOR **5.00**
SEND US ONE OF YOUR GAMEPACKS AND WE WILL PUT YOUR
PROGRAM IN IT FOR ONLY **20.00**



CALL OR WRITE FOR DETAILS
YOU CAN PRINT VIDTEX FROM ROMPACK

WICO COMMAND CONTROL STICK **28.00** OUR SOFTWARE ALLOWS YOU TO
WICO REDBALL STICK **34.00** PRINT OFF LINE FROM VIDTEX
WICO TRACKBALL **68.00** WITH SERIAL Y CABLE: 29.95
ATARI JOYSTICKS **\$6.95/** WITHOUT CABLE: 9.95

WE CARRY TOM-MIX & MARK-DATA.

ZAXXON: DATASOFT: **34.85**

DONKEY KING..... **\$24.95**

PROTECTORS..... **24.95**

ASTRO-BLAST..... **24.95**

SPACE RAIDERS..... **24.95**

MOON-LANDER E.B. **19.95**

HAYWIRE..... **24.95**

MICRO - DIV, Toledo, Ohio 43612
450 W. LASKEY 1-419-476-6282

ASK FOR MICRO-DIV.

C.O.D. Credit Card

orders accepted / add \$2.00 shipping

Color Computer Power!

DATAFILE

\$24.95

A unique, multipurpose data storage system. DATAFILE is a sophisticated, non-formatted type database, with user-defined categories. It performs string searches, deletes, sorts, merges and prints in various formats. Using your disk drive, DATAFILE works with files larger than available RAM. Save and load files from tape or disks. Line edit, change or add data commands. Numerically labels all records. Displays remaining memory available. DATAFILE is ideal for mailing lists, cataloging, sales files, record systems, etc. Complete documentation, on-screen help and a sample file are included.

DATAFILE 64k

\$29.95

All the features of the above with much more memory space. Ideal for small business applications. Documentation is available for \$5. and is refundable with your order.

DISKPRO

\$29.95

No more crashed disks! This program could be a lifesaver. DISKPRO creates back-ups of your disk directory and allocation tables. Disk crashes are easily restored with DISKPRO. Also included is INDEX, a directory utility program. Both programs come on disk with complete documentation.

Draw electronic circuits with our...

Electronics Drafting Board

You can design wiring diagrams easily with our Electronics Drafting Board. Create complex electronic plans, label components, erase, etc. and then have a finished schematic from your printer. Screen print routine and disk I/O included. Comes with sample schematic file and excellent documentation. Electronics Drafting Board is fun to use and will save you hours of work.

6 viewing windows on a 480x540 pixel work sheet Joystick or arrow-key control* Text labels components on screen* All electronic symbols* Complete documentation with onscreen help* Prints finished schematic to any Epson MX (with Graftrax) or Radio Shack printer* Disk save/load.

Requirements: 64K Color Computer with Extended Basic, disk drive and (optional) printer. \$39.95 includes operating manual, program on disk, postage & handling.



PAINTPOT

Bring out the artist in you and your family! With PAINTPOT you can create fast, effortless sketches and drawings. PAINTPOT gives you joystick or keyboard control on 4 screens. (3 screens on 16K) There are 4 cans of paint to play with! A touch of a key starts animation effects flashing from screen to screen. Your works of art can be saved or loaded from cassette or disk and, with our Screen Print Program (see below) you can have a hard copy on your printer. PAINTPOT comes with complete documentation and a help screen is available. Great fun for kids and creative adults!

\$24.95 on cassette, \$29.95 on disk. Both 16 & 32K on the same tape/disk. Extended Basic required.

SCREEN PRINT

\$14.95

For use with Epson MX-80/100 printers. Three print formats, all versions of Basic, PMODES0,2,3&4. Normal or negative image. Complete documentation. Many useful features!

TTD \$14.95 DTT \$14.95

Transfer your programs to disk or tape effortlessly. Allows you to individually select or mass copy programs.

SPIDER ATTACK

\$14.95

Shoot-em up action! Try to stop our invading spiders with your joy-stick controlled laser gun. Watch out you don't get eaten!

MILLBORN

\$14.95

Like to play cards? From France we bring you this popular card game for COCO. Lots of fun!

BEETHOVEN'S FIFTH \$14.95

WILLIAM TELL OVERTURE \$14.95

You really won't believe the incredible music coming from your Color Computer! "It is without a doubt the best example of computer music I've ever heard." (Color Computer News magazine) Now you can enjoy these high quality machine language programs at an affordable price. Specify Beethoven or William Tell when ordering. Two versions, 16 & 32K available on the same tape or disk.

BLACKBOX

\$69.96 each \$125.00 for two

Transmit your programs, machine language, basic or files over the phone. And you don't need a modem! Switch on BLACKBOX and when you load or save a program, you automatically have a copy at a friend's house. Two BLACKBOX's are needed, one for each end of the connection.

STARS

\$19.95

Educational and entertaining. STARS creates a dome of the night sky on your TV. Constellations, stars and other naked eye objects are drawn using Extended Resolution graphics. Horizon views show planet positions after sunset. Detailed documentation.

COLORSHOW

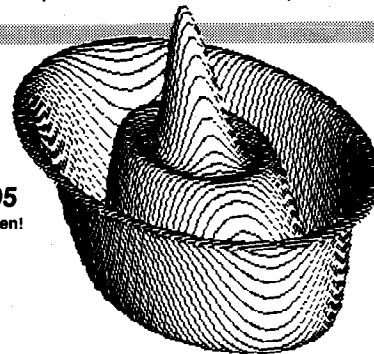
\$14.95

Music, Color and your COCO! Just load in COLORSHOW, connect the small recorder plug to your stereo (or simply put a musical tape in your computer's tape recorder) and watch the fun. Having a party? Turn off the room lights and turn up the music.

Add \$1.50 postage on each software. Programs available on disk for \$5. extra. We pay high royalties to software authors. For more information on this or any of our products, write!

ilume design

Dept. T, 4653 Jeanne Mance St.,
Montreal, Quebec, Canada H2V 4J5



acters available will probably not be used by the average home or small business operator, but those documents which do require them will be much more professional in appearance.

The Radio Shack people have provided us with what I believe to be a well constructed and versatile printer, capable of producing high quality, dot matrix style documents. However, the 200's ability to provide the user with optimum support will depend heavily on the type and quality of software support employed. At this point, I would like to give credit to the company whose software I have employed to complete this review. The article, as well as the hardware testing functions conducted during its preparation, were completed using the *Super Color Writer II* by Nelson Software Systems. My "SCW" (disk version) is an outstanding product, designed to support the "smart" printer through use of software selectable control codes, which are easily imbedded in the text during document preparation. This permits effective use of those characters which are not available on the keyboard, as well as functions like underlining and bold printing.

This review has intentionally provided little in the way of comparative data between the DMP-200 and other printers of similar cost and construction. Those minor comparisons with the LP VII and the DMP-100 were provided for those readers who, like me, may consider this product as a potential replacement for, or alternative to, one of these units. I feel that the 200 will prove to be a reasonably priced, fast, and dependable printer, having the added benefit of being a product of the company which has created the most powerful and reasonably priced personal computer marketed today.

PEACOCK ENTERPRISES

WE'RE PROUD

**CMAILIST IS A GREAT ADVENTURE
BUT NOT AN ADVENTURE GAME!**

An Address Book, Phone Book, Mail Label Generator
and a whole lot more.

CMAILIST is a powerful and professional MINI-DATA-BASE for home or office use. CREATE, ADD, DELETE, CHANGE, INSPECT, SEARCH, SORT, MAILING LABELS, TICKER FILE, and INVOICE all so easily, you'll wonder why you waited so long!

Up to 500 RECORDS containing 10 FIELDS can be stored per file
(memory and system dependent).

CMAILIST is available in the following versions:

- 4.0 Cassette Systems (specify 16K or 32K) \$19.95
- 5.0 Disk Systems \$24.95
- 5.1 2 Drive Disk Systems with INVOICing \$29.95

CMAILIST includes an easy to follow Comprehensive Manual
& 1 year warranty.

**SO JOIN THE GREATEST ADVENTURE OF ALL-YOU WILL BE A
WINNER!**

C.ITOH ProWriters \$495 Parallel \$565 serial

395

SEND FOR FREE CATALOG!

Prices Include Shipping! COD Accepted on Software only!

Send check or money orders to:

PEACOCK ENT.
194 CANNONGATE III ROAD
NASHUA, NH 03063
603-880-8169 Mon-Sat 10-10

compu•sette®

TAPES & DISKS

**100% ERROR-FREE
FULLY GUARANTEED**



Compu•sette, a product of MICRO-80 INC

The Micro-Trac™ Generation

Used by Software Firms & Computer Hobbyists
Choice of School Districts Nationwide

CASSETTES	MINI 12-PAK	STANDARD 24-PAK
C-05	\$.79	\$.59
C-10	\$.89	\$.69
C-20	\$.99	\$.89
C-30	\$1.29	\$1.09
Custom Cases	\$.26	\$.21

Cases recommended to protect sensitive cassettes.

5 1/4" DISKETTES	MINI 5-PAK	STANDARD 10-PAK*
Soft Sector		
Single Sided		
S/D Density	\$14.95	\$26.95

*10 PAK w/custom library case, add \$3.00

— UPS SHIPPING —

(No. P.O. Boxes please)

\$3.00 per pack

— Canadian shipping multiply by 2 —

No. 1 Magnetic Media in the USA!

— Write for volume prices —

TOLL-FREE
(orders only)

1-800-528-6050
ext. 3005

In Arizona State
1-800-352-0458
ext. 3005



MICRO-80™ INC.


E. 2665 Busby Road
Oak Harbor, WA 98277
1 (206) 675-6143



QUEST — A NEW IDEA IN ADVENTURE GAMES! Different from all the others. Quest is played on a computer generated map of Alesia. Your job is to gather men and supplies by combat, bargaining, exploration of ruins and temples and outright banditry. When your force is strong enough, you attack the Citadel of Moorlock in a life or death battle to the finish. Playable in 2 to 5 hours, this one is different every time. 16k TI99, TRS-80 Color, and Sinclair, 13K VIC-20. \$14.95 each.


32K TRS 80 COLOR Version \$24.95.

Adds a second level with dungeons and more Questing.



CATERPILLAR

O.K., the Caterpillar does look a lot like a Centipede. We have spiders, falling fleas, monsters traipsing across the screen, poison mushrooms, and a lot of other familiar stuff. COLOR 80 requires 16k and Joysticks. This is Edson's best game to date. \$19.95 for TRS 80 COLOR.



ADVENTURES!!!

The Adventures below are written in BASIC, are full featured, fast action, full plotted adventures that take 30-50 hours to play. (Adventures are interactive fantasies. It's like reading a book except that you are the main character as you give the computer, commands like "Look in the Coffin" and "Light the torch.")

Adventuring requires 16k on Sinclair, TRS-80, and TRS-80 Color. They require 8k on OSI and 13k on VIC-20. Sinclair requires extended BASIC. Now available for TI99. Any Commodore 64.

\$14.95 Tape — \$19.95 Disk.

ESCAPE FROM MARS

(by Rodger Olsen)

This ADVENTURE takes place on the RED PLANET. You'll have to explore a Martian city and deal with possibly hostile aliens to survive this one. A good first adventure.

PYRAMID (by Rodger Olsen)

This is our most challenging ADVENTURE. It is a treasure hunt in a pyramid full of problems. Exciting and tough!


DERELICT

(by Rodger Olsen & Bob Anderson)

New winner in the toughest adventure from Aardvark sweepstakes. This one takes place on an alien ship that has been deserted for a thousand years — and is still dangerous!

Dungeons of Death — Just for the 16k TRS-80 COLOR, this is the first D&D type game good enough to qualify at Aardvark. This is serious D&D that allows 1 to 6 players to go on a Dragon Hunting, Monster Killing, Dungeon Exploring Quest. Played on an on-screen map, you get a choice of race and character (Human, Dwarf, Soldier, Wizard, etc.), a chance to grow from game to game, and a 15 page manual. At the normal price for an Adventure (\$14.95 tape, \$19.95 disk), this is a giveaway.

WIZARDS TOWER — This is very similar to Quest (see above). We added wizards, magic, dragons, and dungeons to come up with a Quest with a D&D flavor. It requires 16k extended color BASIC. \$14.95 Tape, \$19.95 Disk. VIC 20 Commodore 64.



NEW

PLANET RAIDERS — Not just another defenders copy, this is an original program good in its own right. You pilot a one man ship across a planetary surface dogfighting with alien ships and blasting ground installations while you rescue stranded troopers. Rescue all the troopers and be transported to another harder, faster battle! Joysticks required. ALL MACHINE CODE! EDSONS BEST! 16K Tape TRS80COLOR \$19.95 — 32K Disk \$21.95.

BASIC THAT ZOOMMS! AT LAST AN AFFORDABLE COMPILER!

The compiler allows you to write your programs in easy BASIC and then automatically generates a machine code equivalent that runs 50 to 150 times faster.

It does have some limitations. It takes at least 8k of RAM to run the compiler and it does only support a subset of BASIC—about 20 commands including FOR, NEXT, END, GOSUB, GOTO, IF, THEN, RETURN, END, PRINT, STOP,USR (X), PEEK, POKE, *, /, +, -, >, <, =, VARIABLE NAMES A-Z, SUBSCRIPTED VARIABLES, and INTEGER NUMBERS FORM 0-64K.

TINY COMPILER is written in BASIC. It generates native, relocatable 6502 or 6809 code. It comes with a 20-page manual and can be modified or augmented by the user. \$24.95 on tape or disk for OSI, TRS-80 Color, VIC 20, or Commodore 64.

SEAWOLFE — ALL MACHINE CODE In this high speed arcade game, you lay out patterns of torpedoes ahead of the attacking PT boats. Requires Joysticks, at least 13k RAM, and fast reflexes. Lots of Color and Sound. A fun game. Tape or Disk for Vic20, Commodore 64, and TRS-80 Color. \$14.95 Tape - \$19.95 Disk.

Dealers — We have the best deal going for you. Good discounts, exchange programs, and factory support. Send for Dealer Information.

Authors — Aardvark pays the highest commissions in the industry and gives programs the widest possible advertising coverage. Send a Self Addressed Stamped Envelope for our Authors Information Package.

Adventures and Quest now available for TI99

Please specify system on all orders

ALSO FROM AARDVARK — This is only a partial list of what we carry. We have a lot of other games (particularly for the TRS-80 Color and OSI), business programs, blank tapes and disks and hardware. Send \$1.00 for our complete catalog.

AARDVARK

2352 S. Commerce, Walled Lake, MI 48088 / (313) 669-3110

Phone Orders Accepted 8:00 a.m. to 4:00 p.m. EST. Mon.-Fri.

\$2.00 shipping on each order



Telewriter-64: Big Time, 'Big K' Word Processing

The prime goal of a text/word processor is to facilitate the processing of textual data for the purpose of documentation, communication or text editing functions. Most text editors do an adequate job of preparing text files for input to various compilers and assemblers. However, they leave a lot to be desired when it comes to performing such functions as documentation and written communication. A good word processor will perform both of these functions very nicely. *Telewriter-64* is a full word processor offering all the standard functions expected in a full-sized processor.

Telewriter-64 comes in either a cassette or disk version. The version being used for this review is the disk version. The processor comes on a 5¼" floppy. The manual is divided into two sections. The first section contains a tutorial on the use of *Telewriter-64*. This section is well written and is designed to walk someone, who has had absolutely no experience with word processors, through its application. The tutorial section is 53 pages long. The first 18 pages are dedicated to using the Editor function, the heart of the processor. The remaining pages go into a detailed description of the other processor functions. The tutorial section follows the reference manual in layout and provides an adequate description of each function and its use. The second section is a reference manual designed for those who are already familiar with word processors and need only to

CONVERT YOUR PICTURES INTO HARD COPY

CATCH THAT COLOR PMODE3

PICTURE ON PAPER (USING

A CGP-115 COLOR PLOTTER)

- Machine language subroutines for speed
- Auto start from cassette
- Works with Micro Painter
- Will print pictures from cassette
- Includes sample picture - American Flag

Just \$14.95 plus \$1.50 postage and handling

To: All-American Ultralight
Industries/ (AUI)
1144 Kingston Ln.
Ventura, Calif. 93001

know the command syntax being used.

Telewriter-64 is a screen editor. A screen editor is one in which the data is always present and can be scrolled through both backwards and forwards. Thus, if for some reason you should decide you want to change a sentence or word in any of the text, it is a simple matter to do so. All one has to do is position the cursor to the section of text to be modified and perform the desired function. Then move the cursor back to the original point and proceed. *Telewriter-64* offers all the standard text processing commands of insert, delete, block copy, block delete, block move, paging, string find, page forward, and adjustable tab stops. In addition, it also offers a speed mode, high density mode, search for special characters, global search and replace, and a wild card search.

The high density function offers three different screen displays. The normal display is 51 x 24. That is, each line is 51 characters wide, with 24 lines being displayed at one time. The other displays offered are 64 x 24 and 85 x 24. The 51 x 24 is easily readable on a standard TV screen. The 64 x 24 is still readable, but has started to lose some of its sharpness. The 85 x 24 is very hard to read, but it serves a very special purpose. If the document you are preparing is to contain any form of tabular data or specially prepared diagrams, the 85 x 24 display will allow you to examine the display without actually having to print it.

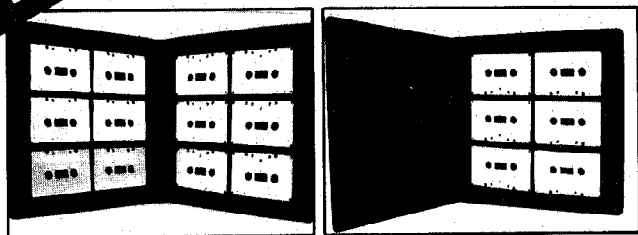
Another departure from other word processors is *Telewriter-64*'s absence of a moving window. Use of the different display sizes and the ability to reformat the text at any time makes the moving window unnecessary. If you are using a line length longer than 85 characters, the editor uses a continuation line to show where the right margin is. It requires some getting used to, but once you have made the adjustment it is very smooth.

The wild card search allows you to perform a find on a given string with *I don't care* positions in the string. Suppose you wanted to find all occurrences of "thier" or "their." You would specify a wild card search using the caret for the *I don't care* positions. The search word would be "th(caret) r." The speed mode is used when the text buffer becomes quite large and you are typing quite fast. Suppose you had a large buffer of data already entered and you discovered you had omitted a paragraph way back at the beginning. When you go back to perform the insert function, and you are entering data at a pretty good pace, you may notice that not everything you typed is getting entered. The reason for the lost data is *Telewriter-64* cannot get the large screen repositioned in time to be ready for your next character, thus some characters are missed. To overcome this problem they have incorporated a speed mode. The data is entered, in the case of our paragraph, as if it were the only text in memory. When you are finished the entire block is entered and the large text buffer is reformatted just once.

Telewriter-64 performs its own I/O handling. One nice feature incorporated into its routines is its ability to handle cassette errors. Suppose the tape is in the middle of a file and you want to locate a different file you know is further down the tape. In BASIC, you are required to continually re-enter the *SKIPF* command until you reach the header record for a file. *Telewriter-64* knows how to search down the tape looking for the header record of the file you are looking for. It will only "error out" when it cannot find any data on the tape, ie a blank tape. The I/O functions include saving a file, partial save to a file, read-in a file, append files and verify a file. The last function, verifying a file, is important to cassette based systems. The verify command allows you to

NEW

ELIMINATE THE CLUTTER




THE ORGANIZER ALBUMS TO HOLD YOUR CASSETTES

Store and organize your cassette library. The Organizer is constructed of black vinyl with rigid molded plastic frame to prevent crushing. Label holder welded on the spine for quick identification of contents. Order albums filled with BASF-DPS, C-10 tapes and get an even better deal!

Item	Price
Organizer-12 with Tapes	\$12.95
Organizer-12 without Tapes	\$6.95
Organizer-6 with Tapes	\$8.95
Organizer-6 without Tapes	\$4.95

Shipping: \$2.00 for first item + \$.50 for each additional item.



THE COCO-SWITCHER A QUALITY PIECE OF HARDWARE

The CoCo Switcher allows you to hook up three peripherals to your RS-232 jack. Connect your modem, printer and any other RS-232 compatible peripheral to the CoCo Switcher. Select among these peripherals at the flick of a switch on the front of the CoCo Switcher or turn them all off. No more scrambling around behind your computer. No more risk of harming your computer's RS-232 port. An LED on the CoCo Switcher shows if your computer is on or off at a glance.

The CoCo Switcher is contained in a sturdy black anodized steel box which sits firmly on rubber feet.

Dimensions: 2 1/2" (64mm) x 4" (102mm) x 5 7/8" (150mm)
\$39.95 plus \$2.00 shipping and handling

MORETON BAY SOFTWARE

A Division of Moreton Bay Laboratory



316 CASTILLO STREET
SANTA BARBARA
CALIFORNIA 93101
(805) 962-3127

California Residents, Add 6% Sales Tax to Orders

THE COCO-WRITER

MORETON BAY SOFTWARE'S NEW
WORD PROCESSING SYSTEM

(For the TRS-80 and TDP-100 Color Computers)

EDITING FEATURES

Pleasant green, white and black display. Full screen editing with cursor control. All keys repeat automatically. The word wrap-around eliminates split words on the screen. Edit any ASCII file, including Basic programs. Use the calculator functions of your computer without losing your document in memory.

Insert, delete or type over characters.

Insert, split, delete or copy lines.

Insert, copy, move or delete blocks of text.

All insert, delete, move and copy commands are completed virtually instantaneously. Instantaneous response to keyboard input. Even the fastest typist is not likely to out pace the CoCo-Writer. Find any word or character string in the document. Memory count and status indicators show on the edit screen. All 128 ASCII characters can be entered from the keyboard.

PRINTING FEATURES

Justify text at right or left margin. Justify text at both margins simultaneously for a professional looking document (such as this text). Automatically center text for titles and letter heads. Automatically number pages beginning at any number between 0 and 255. Print part or all of a document. Repeat printing of all or any portion of a document up to a 100 times. Select single sheet or continuous form printing. Embedded printer controls. Change justification, print font, and line spacing with commands in the text which do not print in the document. Print in upper/lower case or all capital letters.

TAPE FEATURES

Document memory space with 16K: 7424 characters. Memory space with 32K: 23,808 characters. The CoCo-Writer has the same features on either a 16K or 32K system and automatically adjusts to memory upgrade. Load and save files in ASCII or binary format. Load and edit the ASCII files produced by other word processors. Save part or all of a document on tape. Merge tape file into existing document in memory.

ADDITIONAL FEATURES OF DISK VERSION

Spool printing feature allows simultaneous editing and printing. Menu selections simply and quickly controlled with cursor. Control 1 to 4 disk drives. Load and save files on disks in any one of these drives. Split screen disk directory for all disk input and output menus. Improved directory scrolling. File names do not disappear off the top of the screen. Error trapping for all disk file names. If you enter an invalid command, the command will be terminated and the system will report the type of error.

CoCo-Writer comes with excellent documentation. The clearly written manual includes a table of contents and an index. A separate, sturdy, laminated card contains a summary of all commands for quick reference.

CASSETTE VERSION 16K OR 32K EXTENDED BASIC
\$34.95

DISK VERSION ON CASSETTE 16K OR 32K
EXTENDED BASIC
\$44.95

(Protect your investment! Quick and automatic cassette load onto disk providing a dependable disk backup.)

verify the integrity of the file just saved or any other file on the tape. It gives the user peace of mind. No surprise drop-outs on the tape to be found at a later date.

Telewriter-64 has three menus. The first is the main menu and it is the one the user will see the most of. Its functions are to provide general information on the processor operation, perform cassette I/O functions, lead to disk I/O menu and the printer format menu. The disk I/O menu handles all the disk read/write functions. It offers the same options as are offered for cassette I/O with the exception of the verify command. *Telewriter-64* also provides for the listing of files on disk to either the screen or the printer. You can also rename a file as well as kill or delete a file from this menu. You are also reminded of the last file accessed, the amount of free memory left, the default drive number. The third menu is the format menu and is used to set the print parameters. You can set line spacing, left margin, line length, upper margin, lower margin, lines per page, printer baud rate, control codes, page numbers, right justification, printer queue and header information from this menu.

Telewriter-64 is a well-written word processor which I believe does an excellent job. It is simple to learn to use and has a very desirable format. It provides for upper/lower case displays. The lower case descenders are not true descenders in that they do not go below the line. However, that is a function of the display only, as the output of the printer is controlled by the printer itself.

There is one feature which I found quite nice. *Telewriter-64* assumes that all text editing should be done in the insert mode. That is, when you go back into the text, you are automatically in the insert mode. Most other word processors will be in an overstrike mode at this point. Thus, instead of deleting text and rewriting it, one just types over it. With the insert mode, anything entered in previous text is auto-

matically inserted, thus there is no lost data because of inadvertent overstrikes. It took me a short time to get used to it, but once past that initial stage I fell in love with it. The response to cursor positioning is excellent. The time it takes to scan a line is very good. Cursor movement is smooth and consistent. I find *Telewriter-64* lacking in only one aspect. It would have been nice to have an auto-repeat function, which, by simply holding a key down, would generate that character at a given rate until the key is released.

I like *Telewriter-64*. I find it to be an excellent word processor and it does perform as described in its advertisements. The no window-continuation line concept required some getting used to, but the adjustment was minor. The end of text is always marked by a large black cursor. The position of the cursor during an edit function consists of a single underline character symbol. Thus during editing of existing text, a character is never hidden under the cursor.

Telewriter-64 is a full-sized word processor offering all the features one would expect to find in the more expensive processors. *Telewriter-64* is a *stand alone* processor that knows how to use all 64K of your system memory should you have it installed. There is approximately 16K of free memory when running *Telewriter-64* on a 32K system. *Telewriter-64* will produce documents of good quality. I believe every home computer system should own a word processor of one form or another. *Telewriter-64* makes it relatively inexpensive to own a first-rate quality processor. This review was written using *Telewriter-64* and it was really a joy to do.

(Cognitec, 704 Nob Street, Del Mar, CA 92014, \$49.95 on cassette, \$59.95 on disc, add \$2 s/h)

—Frank J. Esser

TRS-80* COLOR COMPUTER*

- 16K Extended Basic, Menu-Driven, Well-Documented, Easily-Modified.
- For either cassette or diskette systems (Be sure to specify).
- Place an order of at least \$40 and get one extra of your choice free.
- Orders shipped on cassette - Add \$5 for shipment on diskette.

-FURST-

Data Element Dictionary driven File Update and Retrieval SysTem. Create and maintain files according to your specifications. Ideas for applications included.\$25



-REPORT WRITER-

Used in conjunction with FURST to selectively format reports on your printer. Includes headings and total capabilities.\$15



-MAILING LABELS-

Generate and maintain mailing label records. Selectively print desired quantities. Can keep several label files if desired. Designed for Printer VII, easily modified. \$20



-EXERCISE PLANNER-

Build and maintain complete exercise schedule for regular and/or weight programs. Display guides you through daily-calculated routines. Print complete schedule if desired\$15



-DISK DIRECTORY PRINT-

For diskette users only. Get hard copy of disk directories on your printer for easy use and reference. Only \$5



Send check or money order to:



LAND SYSTEMS
P.O. Box 232
Bellbrook, Ohio 45305



*TRS-80 and COLOR COMPUTER are Trademarks of Tandy Corp.

CO-EXISTENCE The Good And The Bad

CO-EXISTENCE is a geopolitical game for two to six players. It runs on 16K and is non-graphic. Each player controls the destiny of his country by developing its natural resources. The goal is to achieve a stable economy without losing population to war or famine. Each player attempts to reach stability for his country by developing farms, mines, oil wells, steel mills, and factories. The population of each country starts expanding immediately as the game begins and consumes goods at a predictable rate.

In addition to worrying about producing enough food and other goods for his fellow men to consume, each player must develop a transportation system that will support a growing economy and train the unskilled workers in order to reduce unemployment. This would be enough to keep any ruler busy fulltime, but this game has more.

There are neutral countries and islands that can be used to develop additional resources for a country. A player can develop his armed forces to become a bully and take what he wants, or at best, defend his own country from being seized.

If a country has a good foreign policy, it can export and import goods with other countries. Two or more countries can join forces to overthrow other countries either by peace-

ful trade boycotts or by using military force.

The computer, of course, does all the number crunching and keeps track of each country's population, resources, etc. In fact, it even collects taxes each round. The game is played on a game board that has a map showing all the countries and locations of development sites. Each player keeps track of where he has farms, mines, military forces, factories, etc., by placing colored markers on the map.


Now that I've given you the good news about *CO-EXISTENCE*, I will tell you what I don't like about it. The overall appearance of the materials I received were not professional looking at all. The map that was enclosed was actually two pieces of a grid-type paper taped together. The way the countries were drawn on the paper made it very difficult to distinguish borders between countries. The lettering that was done to identify the countries and their resources was readable, but not very neat. The documentation which is 11 pages long is pretty well written, but there were a few items which I just could not understand. The second screen, displayed when the game starts, has two words broken up without any hyphens. I know this may sound nitpicky but, at \$24.75, I think we deserve higher quality.

If you have a lot of patience and are not concerned about the appearance of the game and documentation, then I would recommend you buy the game; otherwise, forget it.

(Intercept Enterprises, P.O. Box 4016, Cherry Hill, NJ 08034, \$24.75)

—Michael Hunt

OWL-WARE



ASSEMBLY LANGUAGE GRAPHICS
for the TRS-80 Color Computer
by DON & KURT INMAN

280 pages \$14.95 + \$1.25 postage & handling

EDTASM+ Radio Shack ROM Pack Assembler \$41.95

with purchase of above book (regular price \$49.95)
This is an excellent full featured assembler, monitor and editor. We also are including a write up on procedures for using the book with this assembler.

U.S. ROBOTICS MODUM \$195.00 + \$4.00 Shipping

Direct connect, auto answer. All the features of RS II modum and more. LED readout of mode. Self check of operation.

Software Authors Wanted-Highest Royalties Paid

\$1.25 Per Order
Postage & Handling

All Orders Receive
10% Voucher On Order
PA. Res. Include 6% Tax



DEALERS INQUIRIES INVITED

OWL-WARE
P.O. Box 116D
Mertztown, PA.
19539



**16K
EXTENDED**

**CRYSTAL
REVENGE**

Excellent Graphics and Sound
... RAINBOW

New!!! CRYSTAL REVENGE \$16.95

HI-RES Space War game.

The first fully controlled color in PMODE 4!
You must defend the **CRYSTAL HOME** world
from the robot attackers. Planet
and multicolor attackers remain
the same color every game.



BASIC Programming Primer: 'Good Reference, Tutor'

The book *BASIC Programming Primer* (Second Edition) is a "tool" worth owning. This 368-page, soft-cover book serves two functions: it teaches BASIC programming to the neophyte, while it also serves as a reference book for the experienced programmer. This book is *not* written specifically for the Color Computer; it describes the commonly used statements and functions of Microsoft BASIC. (Microsoft is the company which wrote most of the BASIC versions presently in use—for Color Computer, the TRS-80 Models I & III, Apple, Commodore, etc.) Because special functions (graphics and sound) and disk input/output procedures differ so greatly between systems, these topics are not covered.

This book is comprised of seven chapters and seven appendices (including a removable BASIC Reference Card). Each chapter concludes with a series of review questions to test the reader's comprehension of the subject matter; all answers (with explanations) are included in Appendix G. The reader begins writing *useful* programs in Chapter 1 (a loan amortization program); each subsequent chapter expands on the preceding. To give the reader some idea of the book's contents, here is a *brief* summary of the seven chapters:

Chapter One: Basic BASIC. Definitions, system commands, simple output formatting, direct mode operation.

Chapter Two: Program Control. Loops, branches, simple mathematical functions, subroutines.

Chapter Three: Getting Organized. Arrays and matrices.

Chapter Four: Adding More Power. DATA/READ,

Numeric functions, string functions.

Chapter Five: Variations. Statements and functions that differ from system to system. System commands, including debugging aids.

Chapter Six: Advanced BASIC. Program structure. Error handling. Advanced input/output. Advanced string functions. Variable types—integer, single and double precision. Number base conversions.

Chapter Seven: Rubik's Cube. Applies previously learned principles to develop a program for the popular puzzle.

The seven appendices explain in detail the following subjects:

- Appendix A: Numbering systems
- Appendix B: Numerical conversion table
- Appendix C: Conserving space in long programs
- Appendix D: Speeding up a program
- Appendix E: Removable Reference Card
- Appendix F: Exponential (scientific) notation
- Appendix G: Answers to review questions

This book is well-organized with a detailed table of contents and index to facilitate the location of specific information. The authors' style is casual rather than pedantic; their sense of humor is displayed throughout the book. Numerous illustrations—cartoons, annotated program listings, flowcharts, and line drawings—amplify principles presented in the text.

This is an excellent book for any newcomer who seriously wishes to learn programming, and an excellent reference book for the experienced programmer. Just keep your Radio Shack manuals handy for answers to those specific questions concerning disk operation and graphics or sound applications.

(BASIC Programming Primer (Second Edition) by Mitchell Waite and Michael Pardee, Howard Sams & Co., Indianapolis, IN, Book No. 22014, \$17.95)

—Jerry Oefelein

ACS

Post Office Box 15235
Plantation, Florida
33318

All Color Software

New! from ACS . . .

**Give your CoCo an
on/off light for \$5.00!!**

Will NOT Void Warranty!

Now for only \$5 you can have an on/off light for your CoCo, without voiding your warranty!! If you own a joystick, can drill ONE hole, and make TWO connections, then you are ready for this simple Do-It-Yourself Kit!!


This simple kit comes with the parts to modify 2 joysticks, and clearly written instructions on the procedure, which takes only 10 minutes on the average.


Note: This modification Does NOT impede joystick performance. This kit works with any joystick, and is equally easy to install in each.

ORDER NOW!!


NO Extra Shipping Charges!!

Florida residents add 5% sales tax. Note: Custom joysticks still available.





Nanos Systems Corp. REFERENCE CARDS For Models I, II, III, Color, Pocket and Apple II & II Plus



Verbo and Images



* TRS-80 is a Registered Trademark of Tandy Corp.
Computer picture reprinted permission Tandy Corp. APPLE is a registered trademark of Apple Computing, Inc.

Each card is a complete summary of the reference manuals and the microcomputer. Cards are two or more colors, printed on 80 pound Beckett Antique cover stock or a comparable stock, stretch-wrapped in plastic for shipping. They are accordion-foldup cards, in the same style as the traditional IBM reference cards used on the major computers for years. Fold-up size is eight and one-half by three and three-quarter inches, so they will fit easily into the shirt pocket. These cards provide a complete summary of the manuals plus many extras at your fingertips.

MODEL I	MODEL II	MODEL III	COLOR	APPLE II & II PLUS
BASIC: Buff & Blue 5 Panels, 10 Pages (For the Classroom) Memory Map. Easy Graphics. Basic Statements. Basic Functions. Basic Facts. Special Characters. Basic Commands. Edit Subcommands. PRINT USING Examples. Message & Codes. Reserved Words. Special Keys. Ascii Character Chart, with Space Compression Codes. Control Codes. Basic Internal Codes. Hex/Dec Conversion Chart. Screen Line Layout. BASIC & ASSEMBLER: Buff 8 Panels, 16 Pages (For the Pro) Complete Z80 Instructions. Assembler Instructions, Commands, Operators. Editor/Assembler Commands, and Edit Subcommands. Flags, Conditions, & Chart. Internal Routines. Assembler Error Msgs. Plus Most Items in the Basic Card	BASIC & ASSEMBLER: Green 10 Panels, 20 Pages (For the Business) Small Memory Map. Screen Layout. Easy Graphics. Complete Z80 Instructions. Series-1 Assembler Instr. Commands, Operators, and Edit Subcommands. Assembler Error Msgs. Power-up Error Msgs. Flags, Conditions, & Chart. Wild Cards, DOS Messages. SVC Procedure Panel. Host Logon Panel. Version 2.0 Lib Command Formats and System Utility Formats. Basic Functions & Statements. DOS File Naming Convention. Basic Commands & Edit Subcommands. Special Keys. Basic Internal Codes and Reserved Words. Basic Msgs. & Codes. PRINT USING Examples. Special Characters. "DO" Utilities & BASIC Command. Ascii Character Chart with SVC Names and Numbers. Control Codes.	BASIC: Blue & Buff 6 Panels, 12 Pages (For the Classroom) Special Characters. Kana Characters. Euro-Characters. Memory Map. Special Keyboard Functions. Ascii Char. Chart w/Space Compression Codes. Control Codes. Cassette Loading Err Msgs. Basic Commands, Edit Subcommands, Special Chars., Basic Statements, Facts, Functions, Derived Functions, Special Operations (POKES), PRINT USING Examples. Basic Msgs. & Codes. Basic Internal Codes. Reserved Words. Screen Line Layout. BASIC & ASSEMBLER: Blue 10 Panels, 20 Pages (For the Pro) Complete Z80 Instructions. Assembler Instructions, Commands, Operators. Series 1 Editor/Assembler Commands & Edit Subcommands. Flags, Conditions, & Chart. Hex/Dec Conversion Chart. Assembler Error Msgs. Internal CALL Routines. Break Processing Procedure. Plus all items in the Basic card.	BASIC & EXTENDED: Grey + 9 Colors. 8 Panels 16 pages (For the Artist) All Color Graphics. System Commands. PRINT USING Examples. Special Characters. Special Keys. Cassette, Loading Err Msgs. Basic Functions & Statements. Playing Music, Making a Circle, and Drawing Panels. Derived Functions. Messages & Codes. Musical Notes, by Octave, in Color, Including Rests and Time. Memory Map. Reserved Words. Internal Codes. A Page of Tips. Ascii Char. Codes Chart, Including Inverse Graphics and Color Graphics. Control Codes. Color Group Chart. Pmode Information Summary. Screen Line Layout. Extended Graphics Pmode Illustrations.	BASIC: Red & Pink 7 Panels, 14 Pages (For the Classroom) 48K Memory Map APPLESOFT and INTEGER BASIC. Basic Statements. Basic Functions. Derived Functions. Special Characters & Operators. System & Utility Commands. Pokes, Peeks, Calls. Monitor Commands. Key & Control Functions. APPLESOFT Internal Codes. APPLESOFT Reserved Words. Integer Basic Addressing. DOS 3.3 Command Summary. Color Selection Chart. Error Msgs. & Handling. Reading Machine Language. Hex/Dec Conversion Chart ASCII, Print, Video, 6502, Integer and APPLESOFT Code Reference Chart, 0-255. Basic & 6802: Red 8 Panels, 16 Pages (For the Pro) All features of the Basic Card, Plus: 6502 Timing. 6502 Language Simplified. Flags & Conditions with Reference Chart.

POCKET	Please send me:	Card	Price	
BASIC: Purple 5 Panels, 10 Pages Operating Characteristics Memory Types and Limitations. Modes of Operation. PRO Mode. RUN Mode. RESERVE Mode DEF Mode. Fixed Variable Facts and References. System Function Keys. Math and Logic Function Keys. Normal Character Keys. Special Characters and Function Keys. Basic Commands. Cassette Interface Commands. Reserved Words. Math and Numeric Functions. Derived Functions. Basic Statements. Error Messages and Codes. USING Statement Examples and more....!	()	Copies of MODEL I BASIC & ASSEMBLER	\$4.95	Ask for them at your store or bookstore or order from us. Wholesale prices available in quantities over 24. Send Check or Money Order to: NANOS SYSTEMS CORP. P.O. BOX 24344 SPEEDWAY, IN 46224 (317) 244-4078
	()	Copies of MODEL I BASIC-ONLY	2.95	
	()	Copies of MODEL II BASIC & ASSEMBLER	5.95	
	()	Copies of MODEL II SVC	2.95	
	()	Copies of MODEL II COMMANDS & UTILITIES	3.95	
	()	Copies of MODEL III BASIC & ASSEMBLER	5.95	
	()	Copies of MODEL III BASIC-ONLY	3.95	
	()	Copies of COLOR BASIC AND EXTENDED	4.95	
	()	Copies of POCKET BASIC	2.95	
	()	Copies of APPLE II & II PLUS BASIC	3.95	
	()	Copies of APPLE II & II PLUS BASIC & 6502	4.95	
	()	Copies of Z80	4.95	
()	Copies of ZX80, 81, & TIMEX SINCLAIR-1000	5.95		
()	Copies of HEATH/ZENITH HDOS for H8/H89/Z89/Z90	5.95		
NAME: _____				
ADDRESS _____				
CITY _____		STATE _____	ZIP _____	
Indiana Residents Add 5 Percent for Indiana Sales Tax				

A pocket card for your pocket computer.

M & M Makes A Good D & D Introduction

I, Thorafin Crimsonblade, sword in hand, bravely faced the unknown perils that lay before me in my great quest to free my people from the evil dungeon lord. *Monsters and Magic* pits your character against many hideous creatures that would simply love to munch on your bones for a tasty midday snack.

As a person with three years of Dungeons and Dragons (trademark of TSR Hobbies, Inc.) experience, I was delighted to have been selected to review *Monsters & Magic*, a game that claims to be similar to D&D.

At the beginning of the game you are given a set of characteristics which affect your character's ability to perform assorted spectacular feats. If you do not like your "roll," you may easily reroll until you find a character that you take a liking to. (Afterall, he's going to be you!)

Next, you pick your valiant Warriors' name. (I like mine.) After you have settled upon the adventurer's name, you will be assigned gold pieces, which you will need to purchase items at the market.

The hardy adventurer must then take a trip to the market to buy items no true (or smart) gladiator would do without—armor and weapons. After your adventurer has purchased these needed supplies, he is off to the dungeon!

Inside the dungeon the adventurer is given a menu of choices to perform in each location of the dungeon. The adventurer may fight any monsters that are in the room,

check status, take inventory, go on, search the area, run, open anything in the room, or buy supplies. This last choice was found humorous by some of my friends because it gives your adventurer the ability to buy items in the midst of a dungeon. It was often needed, however, because of an evil cleric running around with a knack for turning your armor into paper. Because of the limited choices that are presented on this menu, I would not call this game an adventure, but a simulation.

The reason you are in the dungeon is to try to defeat the number of monsters you selected at the start of the game. In your quest to defeat the number of monsters, you will probably gain a level, which aids in your efficiency against monsters.

While stumbling through the rooms, you will eventually be lucky (?) enough to run into one of the fifty monsters in the monster gallery. If you choose the fight option, then you will be asked to select a weapon from your arsenal. If the evil cleric has visited your weapons lately, then you will be forced to use your bare hands, which, needless to say, are not quite as effective as a sword. Next, you are asked to roll to see which one of the contenders goes first—you or the monster. Then, depending upon who won the roll, that person (thing) rolls to see if he/she (it) "hits" or "misses." If you or (gulp!) the monster manages to hit, you (or it) will roll for damage. I did enjoy rolling my own dice on the computer and it adds some enjoyment and action to the game.

If you defeat the number of monsters, you must try to defeat the evil dungeon lord in the final confrontation. If you manage to defeat the dungeon lord, you have saved your people! The Kingdom is, once again, safe!

My only complaint about the game is one others have remarked on: the game does not seem to be a game of skill, but one of chance that does not require much sleuthing around. My friends and I believe this because you may only choose your actions from a group of choices. This seemed to make the game a little too easy. However, this may be seen as an advantage as it allows an unexperienced fantasy role-player to learn the combat system. My suggestions to the game designers would be twofold: 1) create different skill levels, and 2) develop individual characteristics among the monsters.

I would not recommend *Monsters & Magic* to an experienced fantasy-game player. However, it would be an excellent tutorial to the novice game player who is trying to learn the combat system. Also, this game, which requires 32K ECB, would be right for any one who enjoys a simulation. This is a good one; just don't expect a D&D copy.

(Prickly Pear Software, 9822 E. Stella Road, Tucson, AZ 85730, \$19.95 tape, \$24.95 disk)

—Eric Oberle

SPECTRAN

--SPECTACULATOR TO ASCII--



--ASCII TO SPECTACULATOR--

Use Your Word Processing Program
To Include Spectaculator Tables In Your
Reports

Run Spectaculator On Data Files Created
Outside Of Spectaculator

Spectran is a easy to use program for unleashing the power of Disk Spectaculator. ML makes it quick. Works with ASCII compatible WP programs on 16K or 32K Disk systems. Use spreadsheet tables in your reports. Use downloaded data in Spectaculator. Easy to follow manual with examples. On diskette for \$25.00 postpaid.

DISK UTILITY PACKAGE

DIRDUPL -
Simple program for protecting and restoring many bombed diskettes.

DISKLOOK -
-> Disk utility program to examine and change data bytes on diskettes.
-> File analysis.
-> List granules allocated to a disk file.
-> Alter Directory contents.
-> Simultaneous listing of diskette data contents in ASCII and HEX formats.
-> User friendly.

The DISK UTILITY PACKAGE including DIRDUPL, DISKLOOK, and manuals on diskette for \$15.00 postpaid.

INTRODUCTORY OFFER!

For a limited time, if you order Spectran at \$25.00 we will include the DISK UTILITY PACKAGE and manuals at no extra cost. Now that's a bargain!

CRIMSON SOFTWARE
The RESEARCH ASSOCIATES Group
32 Beverly Heights
Tuscaloosa, Alabama 35404

80C VOICE SYNTHESIS !!!

BUILD YOUR OWN VOTRAX SC-01 SPEECH MODULE THAT PLUGS INTO THE SERIAL PORT. ENJOY THE FUN THAT COMES WITH BEING ABLE TO PROGRAM YOUR SYSTEM TO SAY ANY TEXT YOU WISH. USE IT TO ENHANCE GAMES, AS A TEACHING AID, OR TO HELP A DISABLED FRIEND. NO SPECIAL TOOLS REQUIRED. SIMPLE STEP BY STEP INSTRUCTIONS USING EASY TO OBTAIN RADIO SHACK STOCK PARTS (Except the VOTRAX chip, for which I provide a supplier's list). COMPLETE INSTRUCTIONS, INCLUDING SAMPLE PROGRAMS. \$5.00

* OR *

CUSTOM MADE PRINTED CIRCUIT BOARD. REDUCES WIRING TO A MINIMUM. INCLUDING SAMPLE PROGRAMS AND INSTRUCTIONS. \$15.00 PLUS \$1.00 POSTAGE

SEND CHEQUE OR MONEY ORDER TO: B.T.PEARCE
763 MULVEY AVE.
WINNIPEG MANITOBA
CANADA R3M 1G4

Manitoba residents include 5% sales tax



DSL COMPUTER PRODUCTS

P.O. BOX 1113 - DEARBORN, MI 48121 - (313) 582-8930



Michigan Residents Add 4% Sales Tax to Order
Please include \$1.00 for S & H
VISA & MASTERCARDS ACCEPTED

QUALITY SOFTWARE FOR THE COLOR AND TDP SYSTEM 100 COMPUTERS

Specialty

The General a general ledger program holds 100 accounts with over 500 transactions per account 32K \$39.95

Calligrapher Great for designing custom posters, invitations flyers or name tags Two print fonts available Old English and Chancery for Line Printer VII use Disk ONLY \$14.95 each Please specify print font when ordering.

Color Bonanza 50 program package includes business, utilities, utilities as well as arcade fun. Less than \$1.00 per program! \$49.95

Arcade Fun

Packmaze	ML	16K	\$16.95
Bug Chase Ext.	32K		\$15.55
One or two player or robot bug against turtle.			
Donkey King	32K		\$24.95
Moon Lander	16K		\$15.95
Dancin' Devil	16K		\$14.95
War Kings	16K		\$19.95
Spider	16K		\$19.95
Cave Hunter	16K		\$24.95
Haywire	16K		\$24.95
Astro Blast	16K		\$24.95

Literature

Assembly Language Graphics	\$14.95
Basic Computer Programming for Kids	\$14.95
TRS-80 Color Computer Graphics	\$14.95

NOW AVAILABLE

Nelson Software

Super Color Writer	T.	\$49.95
	D.	\$99.95
Super Color Terminal	T.	\$39.95
	D.	\$59.95

INTRACOLOR COMMUNICATIONS

Colorpede	16K	ML	T.	\$29.95
Rototattack	16K	ML	T.	\$24.95
			D.	\$27.95

Educational

Speller	16K		\$16.95
Geo-Studies	16K		\$ 9.95
USA, Canada, Europe, Aust.			
Word Drill	16K		\$19.95
Math Drill	16K		\$19.95

Adventures

Calixto Island	16K	ML	\$19.95
Black Sanctum	16K	ML	\$19.95

Utilities

Copy Cat	16K	ML	\$19.95
Color DFT	16K	ML	T. \$19.95
			D. \$29.95

Hardware

Grand Slam Solderless Kit \$75.00
For E or F Board and 1.1 Rom
Please include \$10.00 REFUNDABLE tool deposit with order
For All Boards
Ram Slam Solderless Kit
16-32K \$49.95
15-minute installation
ONE YEAR WARRANTY

Only Kind Words For 'The Shack's' Crosswords

If you're among those who, in a continuing battle against clutter, too quickly rids the house of the daily newspaper only to hear about it later from the crossword fanatic in the family, your days of searching through the garbage hoping that page is unsoiled may soon be over.

Now, thanks to Radio Shack, you will be able to appease your loved ones with an inexhaustible supply of new crossword combinations that will keep them busy morning to night, if their appetite for word games is as strong as it appears to be upon discovering that "you've done it again!"

If you count yourself among the aficionados of the word games, you've already guessed that the word for this game is *Crosswords*, which, as Webster says in his Third New International Dictionary, is a game in which letters "appear in such a way that they read across and down and so that usually most letters appear as part of two words."

The principle of Radio Shack's version is the same, except for a few interesting variations: you receive no clues and,

depending upon your whim, you may play against the clock and up to three other players. You also may select from two modes—combination or single—and use either joysticks or the directional keys on your keyboard (which should help cut down on the number of pencils found lying around the house). It also comes in a convenient ROM format.

After you have inserted the cartridge and indicated the number of players, you type in the name of each player—a feature I found very convenient in keeping track of whose turn was next, since some letter combinations are likely to lead to some long and heated discussions. You then select the playing mode: Combination, which allows you to create one word per turn by combining seven letters selected by the computer with those already on the playing field (each letter may be used only once in the eventual word), or Single Plan, which begins with a clear field after each turn and your challenge is to make up as many words as possible.

The computer randomly selects seven letters each turn and the combination is sometimes mind-boggling. How many words, for example, can you compose from a selection of "QQRIETV?" I came up with only "TIER" myself, but I would suspect that long-time word-gamers could supply all sorts of variations (send your letters to Roy G. Biv, please).

The player's name appears in the upper left corner. If a time limit (30, 60, or 90 seconds) has been selected, a clock and score appear in the upper right corner. Below the name are the letter list and two arrows (left and right). You create a word by using either the joystick or the directional keys (not to be confused with the arrows on the screen) to move the cursor over the respective letters. Pressing the fire button or the space bar moves the letter to the right side of the screen. If you make a spelling error or want to delete a letter, moving the cursor over the left arrow and pressing the appropriate button or key will move the letter back to its original position, allowing you to begin anew. When you've completed a word, the cursor is moved to the right arrow, the word entered and placed at random near the center of the screen. From this point the game proceeds as each player's words are added to the board. Once a word has been selected, it cannot be changed. A turn continues until time elapses or until a player quits by selecting the right arrow with no word on the right side of the screen.

Upon completion of each turn, the competition is given the opportunity to accept or reject the validity of the word by positioning the cursor on "OK" or "NO." The rules specify that there should be no proper nouns, foreign words, misspellings or contractions (but it's not difficult to imagine those rules being bent).

Puzzle lovers, who are unaccustomed to time limits, will find it a bit difficult in the beginning to adjust to the idea of competing against the clock. In addition to needing to think fast, some dexterity is required in the use of the joystick and/or directional keys. That's really no problem, however, since you do have the option of playing without the timer.

Crosswords provides an infinite number of challenges, including some good educational experiences for children, and some lively competition for the gamesman. No cross words here for *Crosswords*.

(Radio Shack, A Division of Tandy Corporation, Ft. Worth, TX 76102, \$24.95 ROM Pack)

—Charles Springer

New! For Your Color Computer FROG-TREK

(the arcade game)



You may be able to guide your frog through 6 lanes of rush hour traffic, but that isn't enough! You must also cross the river by jumping on logs and turtles to get Froggie safely to his home on the other side. But watch out for the snake! And don't jump on the industrial waste.

A great M/L game at a great price \$14.95. Uses hi-resolution graphics and requires 16K. Arrows on keyboard move frog- no joy-sticks required.

Send check or money order for \$16.50 (includes shipping) to:

OELRICH PUBLICATIONS
4040 N. Nashville
Chicago, IL 60634

CALL TOLL FREE TO ORDER
800-621-0105

MASTERCARD AND VISA ACCEPTED

YORK 10™


BASF-DPS

WORLD STANDARD TAPE

**MONEY BACK
GUARANTEE**

COMPUTER GRADE BLANK CASSETTES

PREMIUM 5-SCREW SHELL WITH LEADER FITS ALL STANDARD RECORDERS
PREFERRED BY SOFTWARE PRODUCERS, SCHOOLS AND BUSINESSES NATIONWIDE



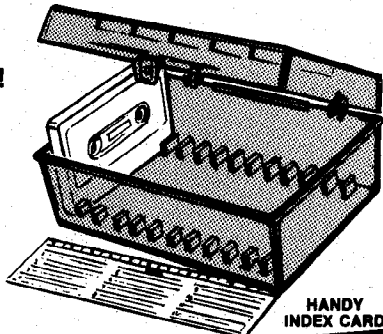
DATA TRAC/C-05, C-10, C-20

CASSETTE STORAGE CADDY

NEW!
ORGANIZE
YOUR TAPES!
\$2.95 EACH



STACKABLE




HANDY
INDEX CARD

HERE'S WHAT USERS SAY ABOUT YORK 10 CASSETTES:


"It's nice to have a tape you can rely on 100% of the time to perform with such quality. And the fast, courteous service was a pleasant surprise."
Tom Parkinson—Madison, OH

"We monitored the output to the computer with a specially built meter and found absolutely no dropouts throughout the tape . . ."
Stace Papadopoulos—Beaverton, OR

"YOU'VE TRIED THE REST, NOW BUY THE BEST!"



FINEST QUALITY
PHILIPS (MORELCO)
TYPE HARD BOXES



TRACTOR FEED
DIE-CUT BLANK
CASSETTE LABELS

INTRODUCTORY OFFER!
ORDER 2 DOZ CASSETTES AND 1 CADDY
GET 1 CADDY FREE!
ORDER 4 DOZ CASSETTES AND
2 CADDIES — GET 2 FREE

OFFER EXPIRES AUGUST 1, 1983



Call: 213/710-1430
FOR IMMEDIATE SHIPMENT
on Credit Card Orders.



ORDER NOW YORK 10™ Computerware
Mail To . . . 24573 Kittridge St., #R Canoga Park, CA 91307

ITEM	1 DOZEN	2 DOZEN	TOTAL
C-05	<input type="checkbox"/> 7.50	<input type="checkbox"/> 13.50	
C-10	<input type="checkbox"/> 8.00	<input type="checkbox"/> 14.40	
C-20	<input type="checkbox"/> 10.00	<input type="checkbox"/> 18.00	
Hard Box	<input type="checkbox"/> 2.50	<input type="checkbox"/> 4.00	
Storage Caddy @ \$2.95 ea.:	Quantity: _____		
	FREE: Quantity: _____		
Blank labels	<input type="checkbox"/> 4.00/100	<input type="checkbox"/> 30.00/1000	
	SUB TOTAL		
Calif. residents add 6% sales tax			
Shipping/handling 1 doz. \$2; 2 doz. \$3.50; 3 doz. \$4.50; each additional doz. \$.50.			
For Parcel Post instead of UPS \$1 additional			
Outside Continental USA, \$2 additional			
	TOTAL		

Each cassette includes two YORK 10 labels only. Boxes are sold separately. Shipments are by U.P.S. unless Parcel Post requested. Boxes, caddies, and blank labels are free of shipping charges when ordered with cassettes. When ordered without cassettes, shipping charges: Boxes—\$1.00/doz., Caddies \$1.00 each. MINIMUM SHIPPING/HANDLING ON ANY ORDER—\$2.00.

Check or M.O. enclosed Charge to Credit Card: VISA MASTERCARD

Card No. _____ Exp. _____

Name _____

Address _____

City _____ State/Zip _____

Signature _____

Computer make & model _____ Disk?(y/n) _____

CHECK HERE FOR QUANTITY DISCOUNTS PRICE LIST

Colortext: A Powerful Programming Utility

By
A. Buddy Hogan

How would you like to be able to create text and graphics characters for use in your own programs? Or control the scroll speed, or the size of text and graphic characters, access the Model I/III graphics set, control foreground and background colors, have an animation mode at your fingertips, and do all of this while mixing text and graphic characters with everything in colors selected by you? *COLORTEXT* allows you to do all of this and more.

COLORTEXT is a very powerful programmer's utility developed by Bob Rue for Bertamax, a company that specializes in educational software for microcomputers. They use the utility to assist in the development of the programs that they market (currently there are 46 CoCo titles for grade school youngsters and one CoCo title for teachers: *COLORTEXT*).

COLORTEXT is a graphics-text driver which can be used to assist in the development of any kind of program. Game developers should be aware, however, that its use is somewhat limited for them because of a quirk that disables the

joystick if the *BREAK* key is also disabled. More on this later. Whether you are a new programmer or an old hand, you'll enjoy the ease of use and power of *COLORTEXT*.

DESCRIPTION

COLORTEXT consists of a series of separate driver programs, a PRACTICE program, an edited PRACTICE program, a DEMO program, and a program that allows you to edit text and graphic characters and/or create new ones. All *COLORTEXT* products can be incorporated into your own program. "But how much memory does all this take?" you ask. *COLORTEXT* is a machine language program that occupies slightly more than 1.6K of memory. If you don't use the character set, it uses only 1K, but that would be like eating a peanut butter and jelly sandwich without the bread. Added characters take a minimum of 3 bytes, and a maximum of 14 bytes. Stack use is 30 additional bytes maximum, depending upon options in use.

Upon execution, *COLORTEXT* links into the standard text print and input character drivers, disabling the automatic resetting of the display to the text screen, and supports the translation of all later *PRINT*ed characters onto the high resolution page. In its most basic mode, it emulates the text screen handling on a *PMODE 4* page (including *PRINT@* and scrolling) but allows high resolution graphics to be drawn on the same display. Its more versatile modes include *PMODE 3* support, color text, color background, size multiplication, animation and character set switching and definition. The default character set is upper/lower case (with descenders), with many Model I/III control and graphic codes. With this program, you can also change the cursor character to anything you like and you can also disable the *BREAK* key. The program is relocatable, but is not exactly ROMable (the options selected at copying would be frozen in; it would work but you couldn't change the options). A ROMable version is available if you supply the exact specifications.

But how does all this work? All options are activated by *PRINT*ing the graphic control prefix, *CHR\$(1)*, followed by various characters that define sub-codes and parameters. For example, *CHR\$(1)CHR\$(5)CHR\$(1)* increases the size of all text and graphic characters on the screen twofold. Since you aren't likely going to be ready with a program of your own into which *COLORTEXT* has been inserted, a PRACTICE program is provided. Upon execution, it loads and executes *COLORTEXT* and you are ready to follow along as the manual takes you step-by-step through the use of all the commands and functions. I will summarize these briefly.

DISPLAY COLORS

You can change foreground and background colors, reverse each or reverse all colors in both. You can also change display colors within lines as well as between lines. All of this occurs while you are mixing text and graphic characters.

CHARACTER SIZE

The size of all displayed characters may be increased from double to 15 times original size. As you can imagine, this takes some doing. When you double the size of the characters, the cursor disappears and along with it a majority of the characters that were on the screen. Their untimely disappearance is not magic, but occurs because you are really only able to see the upper left 1/4 of the display now. Successively larger increases in character size produce smaller screen

NEW from
CoCoHut 

THE ULTIMATE STRATEGY GAME

**ZARCONIAN
MARBLE**

1 or 2
players

16K Ext.
Basic
required

Cassette \$19.95 Disk \$24.95

Send check or money order to:

COCOHUT
P. O. Box 24451
Houston, TX 77015



The Color Computer gets serious with
Computerware® Business Software

What you should know:


- ★ It has been in use for over 4 years on many 6809 systems. This means it is well tested.
- ★ Complete manuals accompany the systems.
- ★ User-friendly menus make them easy to use.
- ★ They are not accounting tutorials. They assume you know and use sound accounting principles.

System Requirements:

- ★ FLEX Operating System
- ★ 64K Memory
- ★ Computerware® Random Basic
- ★ Dual Disk Drives
(Payroll requires double-sided drives)

*Now Available: Payroll, Accounts Receivable, Check Ledger,
Accounts Payable, Check Ledger, Inventory Control*

Write or call for complete brochure from



P.O. Box 668
Encinitas, CA 92024
(619) 436-3512

display windows for viewing. But, not to worry. Even though you can't see them, the cursor and the other characters are still out there—somewhere. This feature is very powerful and makes for magnificent displays of the characters that can be viewed. You return to normal size by typing in the proper codes even though you can't see the cursor or what you are typing. Talk about blind faith! But as soon as you hit the *ENTER* key, you are rewarded with the reappearance of the regular-size OK and the flashing cursor in a sea of oversized characters.

RESOLUTION

While all four *PMODEs* are available, 0 through 3 are not generally readable on the display. If you increase the character size, though, *PMODE 3* works fine. This is important because *PMODE 3* gives you the use of four colors instead of the two available with *PMODE 4* (red and blue).

GRAPHICS CHARACTERS & UPPER/LOWER CASE

COLORTEXT has the standard ASCII character set with the upper and lower case option. In addition, it has the Model I/III character set. So what? Well, if you have a library of Model I/III programs, you no longer have an excuse not to buy a CoCo. You can convert those programs to the magic of CoCo with a little elbow grease and the help of *COLORTEXT*. There is an extensive tutorial in the manual of Model II/III program translation. This program, however, will *not* load Model I/III programs into CoCo. To do that you either need a program listing or another utility program that allows direct loading.

SCROLL SPEED

You can control the scroll speed from a snail's pace to a blur. This feature can be used to fill a room slowly with "water" while other things are going on in the room. In fact, that effect is used dramatically in the DEMO program.

ANIMATION MODE

This mode allows you to cause text and/or graphics characters to march across the display screen. As they pass through stationary characters on the display, they merge with them rather than replace them, so that when they have passed, the original characters are still there. Does that give you some ideas?

CURSOR

The flashing cursor in the program is really two characters being alternately *PRINTed*. You may change these characters to any text or graphic character(s) you want. Make both characters the same if you want the flashing to stop.

CHARACTER EDITING/CREATION

ADDCHR is a powerful driver that allows you to redefine all but the control characters and to create new characters. There are 11 single character commands and edits available. The result of editing or adding characters to the character set is the creation of an edited *COLORTEXT* file that is written to the disk for your future use. The manual does an excellent job of walking you through the use of *ADDCHR*.

THE BREAK KEY

The *BREAK* key may be disabled with a simple code. But, beware! This code also disables the *INKEYS* function and the joystick. A subroutine has been included in the program to replace *INKEYS* (it returns the ASCII value of any keyboard character except the SHIFT key). Entering a "9" exits this subroutine. If you are going to use *COLORTEXT* in a game program requiring the joystick, either do not disable the *BREAK* key or wait for the necessary *USR* promised by Bertamax in the next version of *COLORTEXT*.

DEMO PROGRAM

This program ties together most of the sophisticated features of *COLORTEXT* into a "user" program that is quite impressive. *LIST* the DEMO program to learn just how it is done. While you're at it, edit line 32767 to get rid of the IE error.

DOCUMENTATION

The documentation consists of a 75-page spiral bound 8½ x 11 manual. The program disk is nicely contained in a vinyl binder page that is bound into the manual. Another convenient feature is that the back of the manual serves as a ready reference card for all of the program commands and functions. The manual is divided into three major sections: 1) Getting Started; 2) *COLORTEXT* Technical Reference Manual; and 3) *ADDCHR* Technical Reference Manual.

While the documentation is very well written, let me stress that *COLORTEXT* is not intended for the beginning CoCo user with no knowledge of BASIC programming. You don't need to be a machine language programmer, but if you don't write programs or have any desire to do so, this program is not for you.

Not only does the manual tell you what the program does and how you use it, it also tells you in the reference sections



GRAND SLAM BRIDGE



SHARPEN UP YOUR BRIDGE GAME. COMPUTER BIDS YOUR PARTNER'S HAND AND PLAYS THE OPPONENT'S HANDS. RANDOM HANDS DEALT EACH TIME. CARDS, TRICKS, BIDS, AND CONTRACT SHOWN ON SCREEN.

32K

CASSETTE \$19.95



STOCK OPTION STRATEGIES



DEVISE YOUR OWN STOCK OPTION STRATEGIES. COVERED OPTIONS, STRADDLES, CALLS, AND PUTS. % GAINS AND LOSSES VS. FUTURE STOCK PRICES GRAPHED IN COLOR. EASY TO USE, NO DATA BASE REQUIRED, JUST ENTER FROM KEYBOARD. MENU DRIVEN.

16K

CASSETTE \$14.95



SEND CHECK OR MONEY ORDER TO:

GREENTREE SOFTWARE
P.O. BOX 97
GREENWOOD, IN 46142



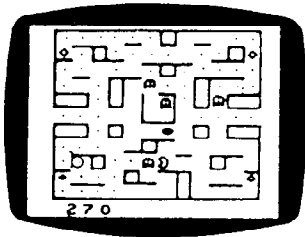


INTERNATIONAL SOFTWARE INC.

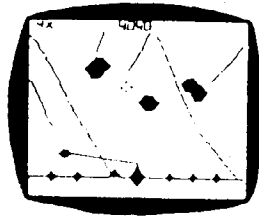
(604) 474 2271

771 HOCKLEY AVE, VICTORIA, B.C. V9B 2V5

TOP STIX, IS A JOYSTICK INTERFACE FOR THE COLOR COMPUTER, IT WILL ALLOW YOU TO USE THE FAMOUS ATARI JOYSTICK AND EVEN DATASOFT'S LESTICK, THE TOP STIX WORKS ON MOST PROGRAMS BUT NOT ALL, GET THE FEEL OF ARCADE FUN ORDER YOURS NOW \$29.95



GHOST GOBLER
\$27.95




DEFENSE
\$27.95

TO ORDER SEND CHEQUE OR MONEY ORDER, VISA NO#, AND EXP DATE TO ADDRESS ABOVE, PLEASE ALLOW 2 TO 3 WEEKS FOR DELIVERY.

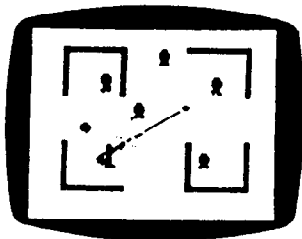
CATALOGUE WITH EVERY ORDER

PLANET INVASION
\$27.95

CCTHELLO
\$22.95



GALAX ATTAX
\$27.95



ROBOT BATTLE
\$27.95

SPACE RACE
\$27.95

PIRATES AHOY
\$11.95

ESCAPE FROM PRISON CITY
\$10.95

Please allow 2-3 weeks for delivery

NO C.O.D. ORDERS

-----COUPON-----
 MAIL ORDER ONLY PLEASE
20% OFF
any order over \$30.00
Include this coupon with your order to get this special offer.
 -----COUPON-----



CANADIANS ORDER IN CANADA AND SAVE. MAIL ORDER OR VISIT THE DEALER NEAREST YOU, ALL PRICES IN CANADIAN FUNDS

DEALERS ON VANCOUVER ISLAND:

IN SIDNEY: SIDNEY RADIO SHACK LTD.

IN VICTORIA: EXCALIBUR SYSTEMS LTD.

IN SOOKE: SOOKE RADIO SHACK LTD.

IN LADYSMITH: LADYSMITH RADIO SHACK LTD.

IN PARKSVILLE: PARKSVILLE RADIO SHACK LTD.

IN COURTENAY: COURTENAY RADIO SHACK.

IN CAMPBELL RIVER: CAMPBELL RIVER RADIO SHACK LTD.

IN PORT HARDY: PORT HARDY RADIO SHACK LTD.

how each driver works (in detail). This is disclosure beyond the call of duty and will surely be appreciated by the programmer who really wants to get into the program. The major drawback in the manual is that it did not keep up with the development of the program. The most powerful driver, ADDCHR, used to be available only as a separate program and the manual has not been updated to reflect the fact that it is now included with *COLORTEXT*. There is also a tedious program insertion that you are instructed to type into PRACTICE to demonstrate the animation mode. Upon further investigation, I found a version of PRACTICE on the disk that had already been modified for this purpose. This fact is never referenced in the manual. There are also a couple of typographical errors, one of which causes a SN error upon program execution. I would still rate the documentation above average for its detail and ease of use.

CONCLUSION

I am quite impressed with the quality and power of *COLORTEXT* (the price is reasonable for what you get) and commend Bob Rue and Bertamax for their support of CoCo.

(Bertamax, Inc., 101 Nickerson Street, Suite 202, Seattle, WA 98109, \$79.80 on disk)

GPG-II Graphics Program Is 'Totally Rad, Man!'

"Wow! That's really *rad* man!" That is how my younger brother, using the truncated form of the word "Radical," would say: "Gee, that's interesting" and *rad* fully describes the GPG-II that I have had the opportunity to review. This unique graphics program lets you draw on the Hi-Res screen with the keyboard. But the really *rad* part is that this one will create a *BASIC program to redraw your graphics!* I got a big kick seeing my doodles redrawn before my eyes. "Like *Narly!*"

One of the more fun features is the text command. It is an ML subroutine that is truly powerful. In the text mode, all keys have auto repeat and screen wraparound. You also can place the cursor any place on the screen. You have full control of the cursor with the arrow keys. This lets you do some neat special effects, as you can see in the sample print. I do have to point out that this font is a little hard to read. Some of the letters, such as 'N' and 'S,' are a little iffy. But, aside from this, the text is very easy to use.

I wish I had some good things to say about the documentation. All I ask is to have all the information I need there. My biggest shock came when the instructions for the Circle Command told me to read the Extended BASIC manual for an explanation. Understandably, good documentation takes time. But the extra effort and expense will always pay off. This is a good tool, but beginners will not find much help here.

One plus I must mention. This package comes with a complete listing of both BASIC and ML. This made customizing very easy (who leaves their programs untouched?). The first thing I tried was to have it save to disk. To do so, remove the minus sign from lines 333 and 345. Then drop the 'C' from line 329. There is also a chapter on how to make a backup of the package.

When you are ready to save your picture, the fun starts. You have the option to save in ASCII or binary. The ASCII option will save the commands to draw your graphics. You also specify the starting line number. This makes merging to an existing program easy. The binary option saves all the information on the screen in binary format. This is the only way to save the text with your pictures. There is also included in the documentation a short program to reload a binary screen.

In summary, I feel the GPG-II is a very good tool to create graphics and graphics programs. Beginners will have a rough start. But it's not that hard to learn. I would like to see a different font for the text. Maybe we will see a GPG-III? If anything, get this for the text feature. It really is powerful and a breeze to use.

(CoCoDATA Enterprises, 1215 Emerald Drive, Orlando, FL 32808, GPG-I \$11.95, GPG-II \$16.95)

—Walter Seay

PAY WHAT YOU WANT

for home and business software
RS CoCo and TDP-100

16/32K Disk or Cassette
Extended Color Basic Required

BUDGET RECORD

Income & outlay by 99 categories. Great for taxes. 32k.

MAILING LIST

Makes labels, printouts and alphabetized lists. M/L sort.

APPOINTMENT BOOK

Print a calendar with any number of memos/day. (32k. Requires printer with compressed characters)

GRADE BOOK

Make rolls & grade sheets, complete with stats and totals.

ALSO AVAILABLE

Phone Book, Sales Record, Car Repairs, Diet Delight, Grocery List.

The Fine Print:

Order two programs maximum. Send shipping/handling in advance (1—\$4.00; 2—\$6.00). After using the program, pay only what the program is worth to you. Let's try applying right livelihood to the software industry!

Specify 16/32K and type of printer.

Bruck Associates
6609 Westmoreland Ave.
Takoma Park, MD 20912
(301) 270-5822



Free catalogue on request

Double Density Software

COLOR TERM + PLUS +

An Intelligent Terminal Program For The Color Computer or TDP 100.

Features:

- BAUD RATE — 110 to 19200
- Half or Full Duplex
- One or two Stop Bits
- Odd, Even or No Parity
- Word WRAP
- Turn off Lowercase Letters
- Send All Control Characters
- Print Buffer
- Examine Buffer
- Send & Receive BASIC or Machine Language Programs or Files.
- Editor allows entry of text into Buffer as well as Editing of Buffer.
- (Disk Version Has more powerful Editor)



UNDERGROUND

Tired of playing adventure games that have a limited vocabulary? **Underground** gives a detailed description of your surroundings, just like a main-frame adventure! There are over 90 separate rooms, passageways, etc. Discover what the mysterious machine does, what lies in the Egyptian sarcophagus, how do you tame the guardian of Hell's Gate, where is the fabled golden apple? Everything is up to you. You give the orders, you are the hero. This adventure is not for the faint of heart! You can suspend your game at any time and continue later. Takes from 5 to 20 hours to play.
32K ext. BASIC Req. PRICE \$26.95 Disk only

Special Feature:

Code & Decode ANYTHING in the Buffer for Secure Transmission or Storage Using a User defined key word

PRICE \$29.95 (Tape) \$39.95 (Disk) 16k or 32k Req.


Use your MODEM for something other than a dust catcher—play games!

Two tapes and two sets of instructions are included with each MODEM game.

MODEM CHESS Use your Modem and your Color Computer to play chess *over the phone!* Has high res color graphics board and pieces. Make your move, select a message to send, press a button—seconds later your opponent's board is updated automatically. Has audio alerts, let's you know when a move is being made.
16k or 32k Ext. BASIC Req.
PRICE \$39.95 (tape)** D

MODEM CHECKERS PRICE \$39.95 (tape)** D

MODEM IAGO PRICE \$39.95 (tape)** D



GALACTIC MATH

Load this game into your computer and start playing! This is a math tutor that is really an arcade game! Keep those saucers from landing! There are no "happy faces" or "funny clowns" in this math program. This is a multi-level addition and multiplication quiz. You select the difficulty level. This program uses high resolution color graphics and shows the score, elapsed time, number of hits, number of misses and number of "bases" left to the player. Adults may start this game, but the kids will finish it! This program has been teacher and kid tested. Realistic explosions and laser fire sounds make this program a winner! This program rates an A +. For grades 1 and up. 16K or 32 Ext BASIC Req. PRICE \$15.95 (tape) D

COLOR COMPUTER/TDP-100 SUPER-PRO REPLACEMENT KEYBOARD KIT ONLY \$69.95

COLOR DOCTOR

Discuss your problems with your computer. **Color Doctor** will discuss your problems with you. This is a great party program! Your friends will not believe that your computer is *talking back to them!* Is it intelligent? It sure seems like it!
16K ext. BASIC Req. PRICE \$15.95 (tape) D

FUN!

CLONE ATTACK

Blast those nasties as they appear! 3 skill levels and 9 levels of difficulty. Uses high res color graphics. Joysticks required. 16k or 32k Ext. BASIC only.
PRICE \$15.95 (tape) (Disk 32k only)

FAST!

MOON BASE INVASION

Nuclear bombs are nearing your cities! Can you stop them before they reach you? High res graphics.
16k or 32k Ext. BASIC Req.
PRICE \$12.95 (tape) D

COLOR IAGO

Based on popular Othello game. Match wits with your computer! Uses high res color graphics. 5 levels of difficulty. Joysticks required. 16k or 32 Ext. BASIC.
PRICE \$15.95 (tape) D

Software Authors Note

We are looking for quality software. If you have a program you think is a winner, send it to us. If it meets our standards, you will be paid TOP royalties.

COLOR KEY COMMAND

Looking for a powerful programmer's aid, but you don't have a fortune to spend? This program is for you! Look at these features: two keystroke entry of more than 80 Basic, Extend Basic, and Disk Basic commands. Select the color of your cursor. Select the prompt you want — no more "OK" when a program bombs! Automatic line numbering — you select the start line and increment! 4 custom programmable keys for a total of 64 characters each — enter whole lines with two key presses! Copy any line with the copy command. Merge tape programs together automatically. Redefine any or all keys with a short basic program we supply. How can you get all this and more for so little? Because you make the keyboard overlay! We give you a template with all commands printed on it — you cut it out and use it. That is all there is to it! Note: Not all features are available on every machine; some require Extended or Disk Basic to work properly. 16K or 32K Req. PRICE \$18.95 (tape)* D

* All machine code D Disk Compatible
** BASIC with machine code subroutines

Specify Disk when ordering and add \$5.00 per program. Save money and ask that all ordered programs be loaded on one disk. You pay only for the one disk! Please add \$2.00 shipping and handling on all orders. No extra charge on COD orders, Mastercard and VISA accepted. Charge orders add 3%. Texas residents add 5% sales tax. Allow two weeks for personal checks. Your order will usually be shipped within two or three days. We will notify you of any problems within one week. Send 20 cent stamp for free catalog.

Send orders to:

DOUBLE DENSITY SOFTWARE

920 Baldwin Street
Denton, Texas 76201
Phone 817/566-2004



Double Density Software®

Double Density Software®

Education And The Color Computer

By
Dr. Paul Kimmelman

It is amazing to find out how many of you are so enthusiastic about your Color Computer. I have heard from several Color Computer users who want their local school districts to purchase Radio Shack computer equipment rather than other brands.

If we are to continue to help the popularity of the Color Computer, it will be necessary to demonstrate to school officials the amazing amount of software available for school use. One quick review of a copy of *the Rainbow* would support anyone who doubts there is software currently available for serious educational use.

I can also say that Radio Shack is preparing some exciting software for Color Computer users. I recently visited Tandy headquarters and met with educational director Bill Gattis and many other fine people from Radio Shack. The future of the Color Computer is exciting.

Programs such as *Color Chemistry*, *Author I* and a new *Talk Tutor* on astronomy are only a small part of a future plan to build a Color Computer curriculum. Gattis recog-

nized the potential of the education market and this can only solidify future development of software for those of you who work either by yourself or with your children on the Color Computer.

LOGO

I still believe LOGO is an essential beginning for the young computer user. In talking with George Gerhold, one of the authors of Color LOGO, I learned more about the application of LOGO in schools. Gerhold noted that while LOGO is an appropriate language for young children, its use does not restrict it to beginners. As a matter of fact, Gerhold's college students work with LOGO using structured programming, problem-solving exercises, recursion, animation, and multi-tasking.

Further, maybe Color LOGO is in a league of its own and those who compare it to Apple LOGO are making an unfair comparison. Who said Apple should set the standards for LOGO software? Interestingly enough, those who use Apple LOGO don't have as much user memory as Color LOGO. Another criticism may even be a moot point for elementary school use, the floating decimal.

I am yet to hear an elementary teacher indicate that a floating decimal is important or even used. I verified this by asking a representative from the Houston, Tex., schools who teaches LOGO how many times he has used a decimal. His response: "Never."

Color LOGO is a great program. Every Color Computer owner should purchase the ROM version which will soon be (if not already) in the stores. Look for Radio Shack to follow the ROM LOGO release with teacher and parent rce manuals. These manuals are excellent and will assist every LOGO user.

I plan to devote a portion of each monthly column to LOGO. Our school district is in the process of establishing "Color Computer LOGO Learning Labs." Please send me copies of your programs and comments.

EDUCATION

One aspect of computer use in the schools that is getting some serious attention is word processing. I hope to explore this in a future column.

For now, however, be advised that one of *the Rainbow's* advertisers, Cognitec, is willing to donate some copies of its early Telewriter version to schools or charitable institutions. If you are interested, send a letter with your request and number of copies needed to Howard Cohen in care of Cognitec.

Cohen has indicated that you will be able to reproduce the early version and its manual. And, while it may be necessary for you to pay shipping and handling, it would certainly be a small charge for a generous offer.

COLOR COMPUTER WEEKLY

NEW!

CAN YOU AFFORD \$1 A WEEK?

The CCW Newsletter will give you this if you can:

- An issue loaded with program listings of all sorts (for just a buck a week—unbelievable)!
- Latest news and information — if it happens on Monday you'll know about it by Friday (for a mere 100 cents a week)!
- Mailed out to you first class every week! (At last a reason to live from week to week)!
- Free software/hardware manufacturer's directory (This alone is worth the price of the subscription, and we even send regular updates to subscribers.)!

All it takes is ten thin dimes a week to bring meaning to your life. Cumulatively we'll take payment in the following ways:

- Charge my Visa or MasterCard at once for the full amount (\$52/year)
- Charge my Visa or MasterCard quarterly at the rate of \$13 every three months
- Here's my check for \$14 for the first quarter, bill me in three months for the next quarter (we have to charge you extra to send out those bills)
- Here's my check for \$52 for the full year hurry and send me my first issue

Name _____


Address _____

City _____ State _____ Zip _____

Visa MC Exp. Date _____ # _____

Tiny Signature _____

Send to: CCW • P.O. Box 1355 • Boston, MA 02205



Who Is This One Called 'CVCVC' ?

By Bob Albrecht and George Firedrake
Rainbow Contributing Editors

Millions of young people, and many not-so-young, are playing fantasy role playing games. A role playing game is a game in which one or more players create and control characters (adventurers) who live their imaginary lives in a specially made game world. The game world is created, managed, and operated by a GameMaster (GM), also called a referee, adventure master, or dungeon master (DM).

Most people who play role playing games use a formal rule system. Some of the best known are shown below.

Dungeons & Dragons (D&D). From TSR Hobbies, P.O. Box 756, Lake Geneva, WI 53147.

RuneQuest (RQ). From Chaosium, P.O. Box 6302, Albany, CA 94706.

Tunnels & Trolls (T&T). From Blade, Box 1467, Scottsdale, AZ 85252.

Worlds of Wonder (WOW). From Chaosium, P.O. Box 6302, Albany, CA 94706.

BEGINNERS BEWARE! The rulebooks are very difficult to understand. If you are a beginner, first try *Worlds of Wonder* or *Tunnels & Trolls*.

Also try this excellent book:

Through Dungeons Deep by Robert Plamondon. From Reston Publishing Company, 11400 Sunset Hills Road, Reston, VA 22090.

True Names and Other Names

Here is our program to generate random names such as ROKAR, BARAK, or MIKOS. These names all have the form: CONSONANT, VOWEL, CONSONANT, VOWEL, CONSONANT.

100 REM**RANDOM NAMES

300 REM**MAKE & PRINT 28 NAMES

310 CLS

320 FOR K=1 TO 28

330 : GOSUB 610

340 : PRINT NAME*

350 NEXT K

500 REM**TELL HOW TO DO AGAIN

510 PRINT

520 PRINT "FOR MORE NAMES, PRESS SPACE";

530 IF INKEY* = " " THEN 310 ELSE 530

600 REM**MAKE A NAME SUBR.



The Micro Catalog

DISCOUNT HARDWARE & SOFTWARE

"TAKE ADVANTAGE OF VOLUME BUYING"

- Some software houses offer up to 50% off for volume buying.
- We are dealers for over one hundred different software houses.
- We market over one thousand different programs.
- CONFIDENTIAL price list.
- NEWSLETTER
- SPECIAL BUYS
- 150 Page CATALOG
- Authors we pay 50%

NEW!



Please send \$9.95 for CATALOG and CONFIDENTIAL PRICE LIST

P. O. Box 3703 Peoria, Il. 61614

```

610 NAME$ = ""
620 GOSUB 810
630 GOSUB 910
640 GOSUB 810
650 GOSUB 910
660 GOSUB 810
670 RETURN

```

```

800 REM**ADD A CONSONANT SUBR.
810 C$="BCDFGHJKLMNPQRSTVWXYZ"
820 RC = RND(21)
830 RC$ = MID$(C$, RC, 1)
840 NAME$ = NAME$ + RC$
850 RETURN
899 :
900 REM**ADD A VOWEL SUBR.
910 V$="AEIOUY"
920 RV = RND(6)
930 RV$ = MID$(V$, RV, 1)
940 NAME$ = NAME$ + RV$
950 RETURN

```

We ran several bunches of names. Here are some of the ones we like: SYREL, KUMUN, GANYZ, XUMEK, TIRIM, JEDUN, ZENIB, ZYRIV, PAXUN, KEZE, DORUN, GULUM, DUNAM, LYLAN, JEDOV, and SAKEM.

You can easily modify the program to get names with a different consonant-vowel structure. Change only block

600. However, why not write a program that is more general? For example, it might go like this:

NAME STRUCTURE? CVCVC

20 names

FOR MORE NAMES, PRESS SPACE
FOR NEW STRUCTURE, PRESS'S'

Consonant, vowel,
consonant, vowel,
consonant.

00

If we press the space bar, we get 20 more names of the form CVCVC. But if we press the 'S' key, we can enter a new structure.

Game Master's Dice

Last time, we challenged you to write a program to roll N dice, each with S sides. We suggested that a RUN might go like this.

```

DICE? 3D6   Three six-sided dice
           12
DICE? 2D6   Two seven-sided dice
           6
DICE? DD    Digit Die (0 to 9)
           4
DICE? P     Percentile roll (0 to 99)
           73
DICE? D20   One twenty-sided die
           16
DICE? and so on.

```

We are going to use this problem to explore a bunch of

Find The COLOR COMPUTER INFORMATION YOU NEED COLOR COMPUTER INDEX COLOR COMPUTER CATALOG

American Library and Information Services
Dept. R, 3705 Mary Ellen NE, Albuquerque, NM 87111

Gentlemen:

- Yes! Send me **COLOR COMPUTER INDEX 1980-1981** at \$5 (Canada and Mexico \$6)
- Yes! Sign me up for **COLOR COMPUTER INDEX 1982** (4 issues) for \$16 (Canada and Mexico \$20)
- Yes! Sign me up for **COLOR COMPUTER CATALOG 1982** (two issues) for \$20 (Canada and Mexico \$24)
- YES!** Sign me up for **Color Computer Index 1983** (Six issues for \$24—Canada & Mexico \$30)
- YES!** Sign me up for **Color Computer Index 1983** (Two issues for \$20—Canada & Mexico \$24)

Single Issues:

Color Computer Index \$6 U.S. (Except 1980-1981)
Color Computer Catalog \$12 U.S.

Name _____
Address _____
City _____ State _____ Zip _____

programming techniques. We will begin with a primitive program and explain how it works, piece by piece. Here are the first pieces, blocks 100 and 300.

```
100 REM**GAMEMASTER'S DICE
110 CLS
```

```
300 REM**ASK WHAT TO ROLL (D$)
310 PRINT
320 INPUT "DICE"; D$
330 IF LEN(D$)=0 THEN 310
```

We expect the user to type something recognizable such as 3D6 or P or DD or D20 or . . . ? Whatever he or she types is assigned to the string variable D\$.

First, let's take care of the easy stuff. If you type 'P' and press *ENTER*, we know you want a Percentile roll. If you type 'DD' and press *ENTER*, we know you want a Digit Die roll.

```
400 REM**PERCENTILE ROLL
410 IF D$<>"P" THEN 510
420 ROLL = RND(100) - 1
430 PRINT ROLL: GOTO 310
```

```
500 REM**DIGIT DIE ROLL
510 IF D$<>"DD" THEN 610
520 ROLL = RND(10) - 1
530 PRINT ROLL: GOTO 310
```

If you don't type 'P' or 'DD,' you get to line 610. Now we assume you typed 3D6 or 2D7 or D20 or something similar. Remember, 3D6 means *three* dice, each with *six* sides. D20 means *one* die with *twenty* sides.

So, let's find the position of the letter D in D\$. Call the position PD.

```
600 REM**FIND 'D' IN D$
610 FOR PD=1 TO LEN(D$)
620 : X$ = MID$(D$, PD, 1)
630 : IF X$="D" THEN 710
640 NEXT PD
650 PRINT "I DON'T UNDERSTAND"
660 GOTO 310
```

*If D\$ is 3D6, then PD is 2

*If D\$ is D20, then PD is 1

*If D\$ is 10D8, then PD is 3

Having found the position of 'D' with D\$, we move on. Next, we want to find out how many dice to "roll."

```
700 REM**NUMBER OF DICE, N
710 IF PD=1 THEN N=1
720 IF PD>1 THEN N=VAL(D$)
```

Aha! If the first character of D\$ is 'D,' we will roll *one* die. Otherwise, we assume someone wants more dice rolled or has specified one die, as in 1D6 or 1D10. Of course, you people who like to crunch stuff into the smallest memory space might combine lines 710 and 720 into one incomprehensible line:

```
710 IF PD=1 THEN N=1 ELSE N=VAL(D$)
```

That's O.K. CoCo understands.

Always feel free to crunch our programs!

Now we want to find the number of sides (S) for each die. This, of course, is to the right of 'D.'

```
800 REM**NUMBER OF SIDES
810 LD = LEN(D$)
820 S$ = RIGHT$(D$, LD-PD)
830 S = VAL(S$)
```

Here are some examples:

D\$	PD	LD	LP-PD	S\$	S
3D6	2	3	1	"6"	6
2D12	2	4	2	"12"	12
D6	1	2	1	"6"	6
10D6	3	4	1	"6"	6
D12	1	3	2	"12"	12

THE SOFTWARE SHOP

(617) 339-3734

We Specialize In Color Computer Programs
Call or Write For Our Catalog

ARCADE STYLE	UTILITIES	EDUCATIONAL
Pac Attac	Tape to Disk	Spelling
Galax Attax	Disassembler	Math
Storm	Assemblers	Geography
ADVENTURE	PERSONAL	BUSINESS
Madness & Minatour	Budget	Word Processing
Keys of the Wizard	Household Expense	Inventory
El Diablaro	Stock Analysis	Gen. Ledgers

Over 100 Different Programs in Stock!

THE SOFTWARE SHOP

200 Chauncy Street
Mansfield, MA 02048

Visa and M.C. Accepted

The time has arrived to roll the dice, print the result, and go back for another request.

```
900 REM**ROLL NDS
910 IF N=0 THEN ROLL=0:GOTO 1010
920 IF S=0 THEN ROLL=0:GOTO 1010
930 ROLL = 0
940 FOR KK=1 TO N
950 : DIE = RND(8)
960 : ROLL = ROLL + DIE
970 NEXT KK
999 :
1000 REM**PRINT ROLL & GO BACK
1010 PRINT ROLL
1020 GOTO 310
```

There is always another way. We will explore other ways to do this program. In the meantime, YOUR TURN:

- CHARACTER FINDER begins at line 1000. To run type RUN and press ENTER.
- SCAN CHARACTER FILE begins at line 2000. To run it, type RUN 2000 and press ENTER.
- To stop either program, press BREAK.
- The programs both use three subroutines, located at lines 10000, 11000, and 12000.
- Both programs use a common data base, beginning at line 30000.

Compare these programs with their earlier versions in the March and April issues. We have chosen line numbers to

help you easily compare. If you don't have the March and April issues, send a self-addressed, stamped envelope to Bob and George, P.O. Box 310, Menlo Park, CA 94025. We'll send you copies of both programs. While you are at it, let us know what you like or don't like about "GameMaster's Apprentice."

First Program:


```
1000 REM**CHARACTER FINDER
1200 REM**WHO* IS CHARACTER
1210 CLS
1220 INPUT "NAME OF CHARACTER";
WHO*
```

```
1300 REM**BEGINNING OF FILE
1310 RESTORE
```

```
1400 REM**READ RECORD, EOF?
1410 GOSUB 11010
1420 IF NAYM*="ENDFILE" THEN 143
0 ELSE 1510
1430 PRINT "I DON'T KNOW " WHO*
1440 GOSUB 10010: GOTO 1210
```


```
1500 REM**IS IT WHO* ?
1510 IF NAYM*=WHO* THEN 1610 ELS
E 1410
```

SINK YOUR TEETH INTO A BUNCH OF JUICY BUGS.

When you're getting the bugs  out of your own programs, you can feel pretty stupid about your mistakes.

But it can be very satisfying when you squash somebody else's bugs.

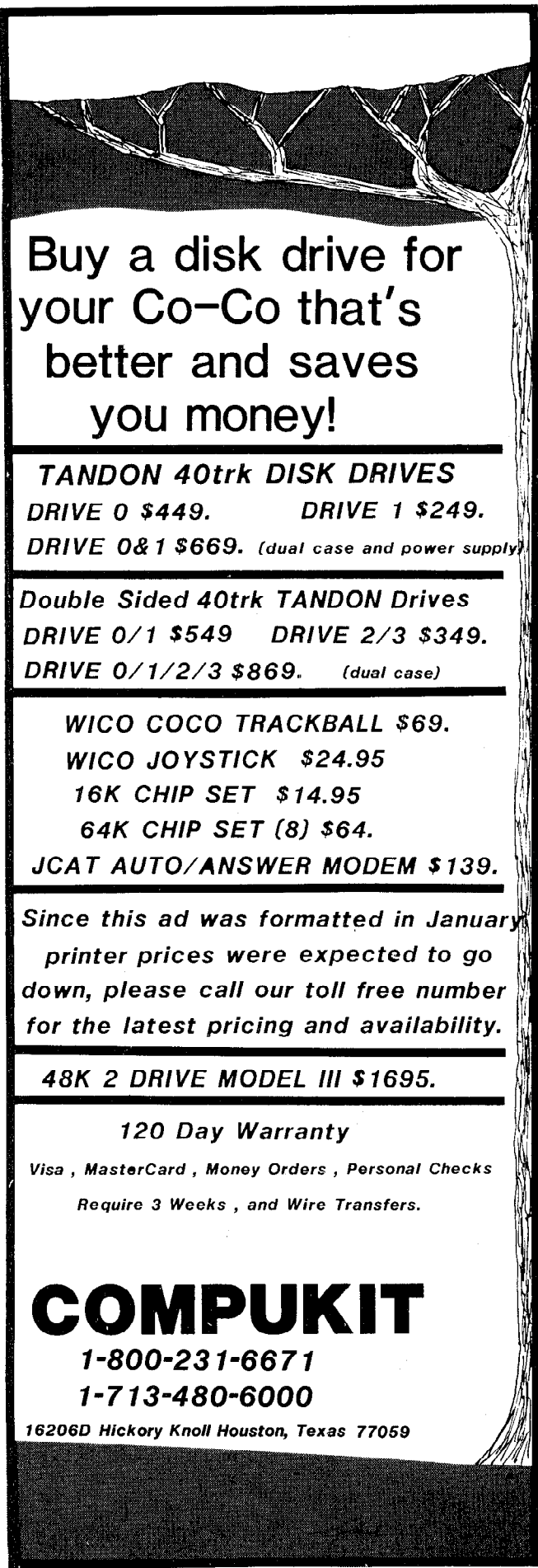
Which is why we put out cassettes full of buggy programs for the 16K Extended Basic CoCo.

People send us promising programs. If you can get the bugs out of their programs, we'll try to sell them. And everybody shares the profits. 

Send \$9 for a sample cassette of 20 or so buggy programs. Or \$5 with a program you'd like debugged. Or send \$12 for both.



DEBUG 114 West Central St.
Natick, MA 01760



Buy a disk drive for
your Co-Co that's
better and saves
you money!

TANDON 40trk DISK DRIVES

DRIVE 0 \$449. DRIVE 1 \$249.
DRIVE 0&1 \$669. (dual case and power supply)

Double Sided 40trk TANDON Drives

DRIVE 0/1 \$549 DRIVE 2/3 \$349.
DRIVE 0/1/2/3 \$869. (dual case)

WICO COCO TRACKBALL \$69.

WICO JOYSTICK \$24.95

16K CHIP SET \$14.95

64K CHIP SET (8) \$64.

JGAT AUTO/ANSWER MODEM \$139.

Since this ad was formatted in January
printer prices were expected to go
down, please call our toll free number
for the latest pricing and availability.

48K 2 DRIVE MODEL III \$1695.

120 Day Warranty

Visa , MasterCard , Money Orders , Personal Checks

Require 3 Weeks , and Wire Transfers.

COMPUKIT

1-800-231-6671

1-713-480-6000

16206D Hickory Knoll Houston, Texas 77059

1600 REM**TELL HOW TO DO AGAIN
1610 GOSUB 12010

1700 REM**TELL HOW TO DO AGAIN
1710 GOSUB 10010: GOTO 1210

Second Program:

2000 REM**SCAN CHARACTER FILE
2010 CLS

2300 REM**BEGINNING OF FILE
2310 RESTORE

2400 REM**READ A RECORD
2410 GOSUB 11010

2500 REM**DISPLAY RECORD
2510 GOSUB 12010

2700 REM**TELL HOW TO DO AGAIN
2710 GOSUB 10010

2800 REM**START OVER IF ENDFILE
2810 IF NAYM*="ENDFILE" THEN 231
0 ELSE 2410

Three Subroutines:

10000 REM**DO AGAIN SUBROUTINE
10010 PRINT
10020 PRINT "TO DO AGAIN, PRESS
ANY KEY";
10030 IF INKEY*="" THEN 10030 EL
SE RETURN

11000 REM**READ RECORD SUBR.
11010 READ NAYM*
11020 READ STR, CON, SIZ, INQ, P
OW, DEX, CHA
11030 RETURN

12000 REM**PRINT RECORD SUBR.
12010 CLS
12020 PRINT NAYM*: PRINT
12030 PRINT "STR", STR
12040 PRINT "CON", CON
12050 PRINT "SIZ", SIZ
12060 PRINT "INT", INQ
12070 PRINT "POW", POW
12080 PRINT "DEX", DEX
12090 PRINT "CHA", CHA: RETURN

Data Base:

30000 REM**CHARACTER RECORDS
30010 DATA ALOYSIOUS, 10, 11, 10
, 12, 10, 12, 9
30020 DATA BAROSTAN, 17, 17, 13,

8, 7, 15, 6
30030 DATA BRIDLA, 11, 12, 10, 1
5, 6, 11, 6
30040 DATA DERNFARA, 13, 13, 8,
13, 4, 17, 6
30050 DATA JOLEEN, 13, 11, 7, 13
, 8, 17, 13
30060 DATA ROKANA, 9, 9, 9, 17,
18, 9, 10
30070 DATA ENDFILE, 0, 0, 0, 0,
0, 0, 0

Although we didn't try it, we believe this program will run okay on a TRS-80 Model I or Model III. That's why we used NAYM\$ instead of NAME\$, which is a reserved word on Models I & III. If someone out there checks this out, please let us know what happened.

YOUR TURN - Combine the two programs into a single program with a menu that lets the user select which program he or she wants. Also modify each program so a user can elect to continue to use the program or get back to the menu. A run might begin like this:

YOU CAN FIND A CHARACTER RECORD
 BY NAME OF CHARACTER OR YOU CAN
 SCAN ENTIRE RECORD FILE.

MENU:

TO FIND A RECORD,	PRESS '1'
TO SCAN FILE,	PRESS '2'
TO RETURN TO MENU,	PRESS '0'

In each sub-program, use the space bar to continue within the program and the zero key

⓪

to return to the menu. Tell the user about this. For example, after displaying a record, the CoCo might say:

TO DO AGAIN, PRESS SPACE
 TO RETURN TO MENU, PRESS '0'

Coming Attractions

Surely, but slowly, we will explore the following things:
 The elusive *RUN*.

GameMaster's Dice.

Looking up stuff in files. First, files of information in *DATA* statements and arrays. Next, cassette files. Eventually, disk files.

Whatever else comes to mind or is suggested by you.

What do *you* want? If it fits into the general idea of "GameMaster's Apprentice," we might do it. Send your suggestions, complaints, kudos, requests, whatever . . . to George & Bob, P.O. Box 310 Menlo Park, CA 94025.

Federal Hill Software

Coco-Accountant

Was income tax a chore this year? Use the power of your Color Computer to make those deductions a breeze. Keep track of household or business expenses quickly and easily using data from your canceled checks. 16K version handles 200 entries; 32K handles up to 450. Both versions:

- * List expenses by month
- * List expenses by account (year or month)
- * List expenses by payee (year or month)
- * Sort checks by date
- * List to screen or printer.

In addition, 32K version flags deductible checks, flags checks subject to sales tax and computes the sales tax you paid. 16K Cassette \$15.95. 32K Disk \$21.95.

Blackjaq!

This is as close as you can get to the real thing without losing your shirt. A full casino simulation with five players and dealer, up to six decks and lightning fast action. Play alone (the computer plays vacant hands by card-counting rules) or invite your friends. Blackjaq keeps track of everyone's winnings and losings, gives card counting pointers, and, at your option, prints out the results of every hand. Amazing value. 16K EXT. Tape \$19.95. Disk \$24.95.

Harness Handicapper

Brand New! Proven handicapping techniques, common sense and the power of your Color Computer can improve your performance at the track. Takes only minutes to handicap a race and, at your option, prints out easy-to-use ratings of harness horses. Harness Handicapper includes 16K program and detailed betting guide. Does not require Extended Basic, \$24.95.


Printer Art!

Turn your printer into an artist with this collection of 12 printer drawings. Clipper ship, palm trees, witches, Christmas cards and other delightful compositions to decorate report covers, hang on the wall or amuse your friends. Use program as is or pull out drawings for subroutines in your own programs. 16K EXT. Tape \$14.95, Disk \$19.95.

Federal Hill Software
 825 William Street
 Baltimore, Maryland 21230

Data Communications And Your Color Computer

By Harry Hardy



Last month we got familiar with START and STOP bits and the parity bit. We saw what some of the problems can be if our connection to a remote device is faulty. Specifically, transmission errors can occur. The parity method of error detection helps identify some errors; however, you may recall that this method was far from foolproof. The no-parity method, the method most likely used by the communications software for the Color Computer, offers no error detection at all, other than echoing the character you transmit back to you. Finally, I said that to implement some of the more sophisticated error detection and recovery methods is costly.

Before we get into another error detection method and

“When transmitting data one character at a time at relatively slow speeds, such as 300 bits per second (BPS), this method works fine and is very reliable.”

look at why implementing them is expensive, let's look at what causes some of these errors. Noise can be caused by such things as lightning hitting a telephone line, crosstalk from adjoining cable pairs, or just a bad connection if we are using the switched network. There can be other reasons, but let's not try and list them all here. We already looked at parity checking last month. As you may recall, that was referred to as either *even* or *odd* parity checking. What that meant was that bit 8 was set to either a 1 or 0 depending on the number of one bits in the character. This method was the first parity checking method used and is called character parity of *Vertical Redundancy Checking* (VRC). When transmitting data one character at a time at relatively slow speeds, such as 300 bits per second (BPS), this method works fine and is very reliable. Remember *noise* from above? If it was to occur for only .01 of a second it would sound like just a simple click on the line, however, it could

destroy three bits at this slower speed. Remember my example last month of how if two bits got changed we could still have a valid character and parity bit, but the character would not be the one sent? Well, the VRC method can only detect errors on an odd number of bit alterations. That is why this method works as well as it does at 300 BPS or slower.

Let me add something here. I know you must be thinking if an even bit per second rate is being used, VRC can't detect a lot of errors. This is true; however, let's consider your modem a moment. The manufacturer's rating may state that it can operate at any speed from 0 to 300 BPS. This should mean, then, that it can operate at 200 BPS, and no doubt it probably can. However, the speed of transmission is determined by the DTE, in our case, the Color Computer. I don't know of any devices that operate at speeds like 200 BPS. Normally at speeds less than 300 BPS they will operate at 75 or 110 which is a carry-over from the old teletype machines. As you can see, 75 and 110 BPS will still give us an odd number of bits that can be affected by a transmission error.

In the late '60s as data transmission speeds began to increase, particularly at 2400 BPS and above, the number of undetected errors began to increase. Not only was it due to the increase of speeds but more and more data was being transmitted in blocks or messages as opposed to a character at a time. The reason for the increase of message transmission is simple. To create a message and hold it on some type of storage media, then transmit the message in its entirety is much more cost effective than having an operator pound away at a keyboard one character at a time. Consider, if you will, transmitting at 2400 BPS. This is really transmitting at about 300 characters a second. I certainly can't type that fast.

In order to circumvent the limitations of the VRC method of error detection another method of parity checking was implemented called Longitudinal Redundancy Checking (LRC). How this differs from VRC follows.

Using VRC, we have seen that we simply count the 1 bits in a character and set the parity bit accordingly. LRC, as used for block or message transmission, adds to the end of that block or message an additional character so that an even or odd parity is created for each longitudinal row of bits.

Confused? Look at these three-bit patterns for the letter A, the number 7, and the ? symbol in that order, using even parity: 0100001. 10110111, 00111111. Now number these bits in each string 1-8 counting from right to left with the

eight bit being the parity bit. The way LRC works is this: it looks at each bit position for each character in the block, if the number of 1 bits in this position for the entire block is odd then the corresponding bit position in the LRC or added character at the end of the block is set to a one to give us an even number of bits for that bit position. If the number of 1 bits in this bit position is even, then the corresponding bit position in the LRC character is left 0. This continues through the parity bit position for the entire block.

Example: looking at our three characters we can see that the 1 bit, right to left, in each character is set to a 1, since I said we're using even parity, bit position 1 in the LRC character will be set to a 1. Position 2, character 1, has a 0, characters 2 & 3 have a 1 in bit position 2. Since we have an even number of 1 bits in this position, position 2 of our LRC character will be set to 0. This continues for each bit position, therefore, our LRC character will look like this: 11001001.

The sending end would now transmit these four-bit patterns: 01000001, 10110111, 00111111, and 11001001. The receiving end would go through the same procedure to check if the LRC character it developed was the same as the one transmitted. If it were not, we would now have an error for that entire block of data.

How is this more effective than VRC? Try changing some bits around in each of the three characters and see if you can develop an LRC character that will match the one given. It can be done, but it isn't easy. About the only way you can fool LRC is by having corresponding bit positions of opposite value being changed.

As you can see, the LRC method can detect a lot more errors than the VRC method. To improve the error detec-

"LRC, as used for block or message transmission, adds to the end of that block or message an additional character so that an even or odd parity is created for each longitudinal row of bits."

tion success rate some manufacturers employ both methods together, while some go so far as having two LRC characters, one for the odd-numbered characters (1, 3, 5, etc.) and one for the even-numbered characters (2, 4, 6, etc.), thus, almost totally eliminating all undetected transmission errors.

This should give you an idea of the cost involved to implement these more advanced error-detection methods. While VRC and LRC may not be the most sophisticated methods, they are almost always used for asynchronous ASCII transmission. The other methods, which we will not get into here, are usually used for other types of data transmission.

How about error recovery? We have seen that error detection can be costly to your system; well, error recovery can also add to the cost of software and hardware. What we do

at the receiving end once an error is detected is easier explained than the error detection methods.

If we are the receiving end and the received data checked out okay, no matter which method of error detection we're using, all we will have to do is send some indication of a positive acknowledgement to the sending end. If, however, we detect an error, we simply send some indication of a negative acknowledgement. That doesn't sound like too big a deal. We will have to have some more logic in our software to accommodate this, but what about the sending end? That end not only has to be able to recognize our negative acknowledgement, it will also have to be able to re-send the data. This isn't bad if we're sending one character at a time, but sending a block at a time will require some type of buffer for the data to be stored in to be retransmitted, probably RAM. This could be an added expense depending on the size of your machine and buffer size requirements.

One more thing, then we'll quit on error recovery. We will also need some method to abort a transmission after X number of unsuccessful retransmissions. This could simply involve notifying the operator (you) of the unsuccessful tries, then you would have to make some decision as to what to do.

Now you can understand why our communications software package uses the no-parity transmission method. No error detection and no error recover helps keep the cost of our data communications cost to a minimum. We don't have to pay for the implementation of more sophisticated software for our Color Computer or at the other end. Besides, as I said last month, who needs this level of error detection to access CompuServe or our local bulletin boards? Not me.

STAT'S

A STATISTICAL ANALYSIS PROGRAM, THAT CALCULATES MEAN, VARIANCE, AND STANDARD DEVIATION FOR BOTH SAMPLES OR POPULATION. ALLOWS DATA STORAGE TO TAPE OR DISK. FULL COLOR GRAPHING OF FREQUENCY HISTOGRAM. ALLOWS EASY MODIFICATION OF STORED DATA. COMBINE TWO FILES, ETC. USER FRIENDLY

CASSETTE \$24.95

COLOR GRAPHIC PRINTER UTILITIES

UTILITIES FOR RADIO SHACKS COP-113, COLOR GRAPHIC PRINTER/PLOTTER WORD PROCESSOR--SUPPORTS IMBEDDED CONTROLS FOR PRINT SIZE AND COLOR RIGHT JUSTIFICATION. DESIGNED JUST FOR THE COP-113

SCREEN PRINT PROGRAM--TRUE FOUR COLOR PRINT OUT, WORKS IN MODE 3 OR 4 YOU WON'T BELIEVE THE DETAILS

DRAWING BOARD--ETCH-A-SKETCH FOR THE PRINTER. ANY COLOR, EASY CORRECTIONS

CASSETTE \$24.95

RELOCATE

RELOCATE MAKES AUTOMATIC TAPE COPIES OF ANY COLOR COMPUTER CARTRIDGE. ALLOWS CHANGES TO BE MADE TO THE PROGRAM SUCH AS (PRINT-OUT SPEED, CHANGE BAUD RATE IN ASCRIPIT, ETC.) REQUIRES EITHER A 64K MOD. OR A 128K OR LARGER COMPUTER WITH A CARTRIDGE MEMORY EXPANSION OF 4K OR LARGER. VERY EASY TO USE! ONCE FAMILIAR WITH THE PROGRAM, COPIES CAN BE MADE IN LESS THAN FOUR MINUTES

CASSETTE \$24.95

COMPUTERIZED ALARM SYSTEMS

LET CoCo WATCH YOUR HOUSE WHILE YOU ARE AWAY. LESS THAN TWENTY DOLLARS OF RADIO SHACK COMPONENTS. PLANS AND SOFTWARE. WRITE FOR DETAILS

(THIS AD TYPESET WITH THE COLOR GRAPHIC PRINTER)

TRANSTION TECHNOLOGY
1458 W. BIRCHWOOD AVE.
CHICAGO IL 60626

PLEASE SPECIFY
SYSTEM
10K-11M

\$1.50 SHIPPING AND HANDLING C.O.D. EXTRA

STANDY Corp

Last month, I believe I promised to introduce you to some new terms and their meaning. As you read the instructions on how to hook up your modem and they say to put it in the *full duplex* mode, maybe you were wondering what that means.

Well, *full duplex* is one of three modes of transmitting data. The other two are *simplex* and *half duplex*. To explain these I will just give you their definitions for I think they are self-explanatory.

First, *simplex*. Using this mode of transmission you only have the ability of transmitting data in one direction. This implies that the receiving device will never be sending data to the transmitting station. This method is not used extensively today.

Half duplex operations are those that have the ability of sending data in both directions, but only in one direction at a time. For example, I could send you a message, but before I could receive your response you would have to wait for my transmission to end.

Full duplex operations are those methods employed that have the ability to transmit and receive data simultaneously. That is, while you were receiving my transmission, I could also be receiving your transmission. This is the method normally used by CompuServe and probably most of the local bulletin board services around the country.

This concludes my two-part series on asynchronous data transmission and how data communications relates to your Color Computer. The material that does not relate was presented so that you will have a better idea of how asynchronous transmission works, and what is involved in implementing them. I hope these articles have been of some benefit to you.

Software Review

Database Manager II A Powerful Tool For Flex

By Brian James

The Color Computer has a great number of database programs, but few if any of them have come close to the sophistication of the programs available for some of the higher priced microcomputers. The constraints of memory and the limits of the Radio Shack DOS have in turn limited most of the available database programs to relatively low record capacity and few "bells and whistles." The advent of the 64K Color Computer and the addition of the Flex operating system is changing all of this. One example of the "new" world of database for the Color Computer is the subject of this review, *Database Manager II*, by Universal Data Research Inc.

For those readers not familiar with what a Database program is, a quick explanation is in order. A Database is, in effect, a generic file system. Users define what records they want to put in the file and in what order they want to put them. Later, a user should be able to retrieve information on the screen or produce a written report. The user should also



SOUTHERN SOFTWARE SYSTEMS

SERIOUS SOFTWARE FOR THE COLOR COMPUTER

Presenting... THE GRAPH ZAPPER,
THE BAR ZAPPER and THE PIE ZAPPER



- **THE PIE ZAPPER** draws pie charts of your data - plain or fancy sectors - 5 kinds of sectors - alternate sectors styles to make an outstanding impact - labeled sectors - option to display raw numbers or percentages on chart with or without totals.
- **THE BAR ZAPPER** creates bar graphs with multiple bars - five different bar styles - positive and negative bars - can use names or numbers for bar identification - plenty of options - "*Extremely easy to use. . . Beautiful. . . Well prepared and documented tool.*" The Rainbow, April 1983.
- **THE GRAPH ZAPPER** plots line graphs of data and equations - multiple lines with different symbols - mix equations and data on the same graph - with or without grids - plots lines or points - "*The Graph Zapper is one of the most completely documented pieces of software we have seen. . . The Graph Zapper is an outstanding utility and can be a major tool in statistical, business and other uses where graphic representation of numbers is desirable.*" The Rainbow, Dec. 1982
- Endless applications - electric consumption, stock prices, math class equations, children's height and weight, data analysis, trend indication, experimental results, statistical analysis, sales presentations.
- The three ZAPPERS provide you with a sophisticated capability that will handle from the simplest to the most complex graphing needs.

All three ZAPPERS have these Features:

- High resolution graphs with on screen numbers, titles, and labels.
- Sophisticated data editor makes changing data simple.
- Disk version has added features including storing completed graphs on disk and menu driven file loading.
- Detailed user's guides for all features.
- Low resolution graphs can't compare.
- 14 day money back guarantee.
- User friendly, easy to understand.
- Thorough error prevention.
- Save data for later graphing or editing.
- Low cost upgrade from tape disk.
- Hard copies possible with readily available screen print programs for nearly any brand of printer.
- Requires Ext. Color Basic and delivered on cassette.

\$15.95

for 16K tape versions

add \$1.00 for shipping . . . send check, money order,
or VISA/MasterCard number and expiration date

\$19.95

for 32K disk versions

\$44.95 for all three tape versions + \$3.00 shipping

\$56.95 for all three disk versions + \$3.00 shipping

Florida residents add 5% sales tax

VISA — Master Charge accepted



SOUTHERN SOFTWARE SYSTEMS

485 South Tropical Trail, Suite 109 • Merritt Island, Florida 32952 • (305) 452-2217



**TDP SYSTEM 100* / QUALITY DISCOUNT PRODUCTS / COLOR COMPUTER*
DISCOUNT PRICES / COMPARE / WE'RE FAST / ORDERS SHIPPED WITHIN 24 HR.**

Software Specials 20% OFF

PRICKLY-PEAR SOFTWARE

Flight	19.95	15.95
Magic	19.95	15.95

COMPUTEWARE

Doodle Bug	24.95	19.95
Pac Tac	24.95	19.95
Rail Runner	21.95	17.55
Storm	24.95	19.95

TOM MIX SOFTWARE

Donkey King	24.95	19.95
Katerpillar	24.95	19.95
Protectors	24.95	19.95

MARK DATA PRODUCTS

Astro Blast	24.95	19.95
Space Raiders	24.95	19.95

(Limited quantity. Call for availability)



PRICKLY-PEAR SOFTWARE 15% OFF ALL LIST

Viking*	19.95	16.95	Astrology*	34.95	29.95
Gangbuster	19.95	16.95	Great Word Game*	19.95	16.95
Football	19.95	16.95	Household Helper	19.95	16.95
I Ching	19.95	16.95	Math Pack 1	19.95	16.95
Numerology	19.95	16.95	Pre-Read	24.95	21.95
Tarot	19.95	16.95	Song Book (w/tapes)	29.95	25.95
Trilogy (I Ching, Numerology, Tarot)	39.95	33.95	Fantasy Games Pk	19.95	16.95
Phonics I	24.95	21.95	Fantasy Games Pk 32K	24.95	21.95
8-Bit Bartender	19.95	16.95	Phonics II	24.95	21.95
			Las Vegas Weekend	24.95	21.95

TDP -

16K Extended	449.95
Disk Drive 0	485.00
Line Printer 1 (DMP 100)	389.00
Cassette Tape Recorder	59.95
Verbatim Dist (Pk of 10)	31.99
Computer Cassettes	.99
64K RAMS	63.95
14 1/2" Tractor Feed (White)	34.95
9 1/2" Tractor Feed (White)	24.95
Assorted ROM Packs	10% OFF

(Call for prices)

Computer Island

Circus	10.00
School Maze	10.00
Name That Song (I, II, III)	10.00 each

4K

Silly Sentences	6.00
Silly Stories	6.00
Poetry	6.00
Wizard	6.00
Apartment House Mystery	6.00

Eigen Systems

Basic Aid (cart.)	34.95
Stripper	7.95
Ccead	6.95

B5 Company

Clock	24.95
Money	19.95
Math Fact	16.95
ABC's	9.95

Sugar Software

Silly Syntax	19.95
Additional S.S. Tapes:	9.95
Fairy Tales	
Sing Along	
X-Rated	
Current Events Adventure Potpourri	
Auto Run	14.95
TIMS (32K)	24.95

Spectrul Associates

Cosmic Invaders	21.95	19.75
Meteorites	21.95	19.75
Space Wars	21.95	19.75
Ghost Gobbler	21.95	19.75
Robot Attack	21.95	19.75
Galax Attack	21.95	19.75

**Petrocci Freelance
Associates**

Inspector CLUEseau	19.95	17.95
Stress	19.95	17.95
Weather Watch	19.95	17.95

Aardvark Products

Haunted House	9.95
Killer Bot	13.95
Labyrinth	14.95
Starship Herc.	14.95
Time Trek	14.95
Escape from Mars	14.95
Pyramid	14.95
Quest	14.95
Trek Adventure	14.95
Circle World	14.95
Nuclear Sub	14.95
Venture	19.95
Tiny Compiler	24.95
Tube Frenzy	19.95
Derelict	14.95
Caterpillar	19.95
Space Battler	12.95
Golf	9.95
Catchem	19.95

Terms: Cash, money order, your personal checks welcome. No waiting to clear on software items. Shipping - \$2.50 for software, 3% for hardware. C.O.D. please add 3% for hardware. Arizona resident please add 4% sales tax. All program - 16K Ext. We reserve the right to change prices without notice.

Warranty: All hardware products are warranted for a period of 180 days from date of purchase. We shall not be liable for loss or damage, alleged or caused indirectly to hardware or software including interruption of service, business loss, loss of expected profits or any damage resulting from use of hardware or software.

**Desert Software, P.O. Box 502, Cortaro, AZ 85230
(602) 744-1252**

be able to sort out information in a variety of ways and be able to search easily for a record or records that fit certain conditions. Additionally, it is helpful if the files made by the database system can be read by other programs so that typing and ordering by the user is kept to a minimum.

Database Manager II is a sophisticated set of programs that requires a rather heavy hardware and software commitment from the user. A 64K Color Computer with Flex operating system is a must in addition to a language called *TSC Extended BASIC* (not to be confused with Radio Shack Extended BASIC). Although one could probably make do with one disk drive, two drives or more are certainly preferred. It would also be helpful to have a monochrome monitor attached to the computer as the program is formatted for the 64 x 24 character screen. I used the 51 x 24 character screen however, without too many problems. A printer, of course, is needed for the report-writing and label-making functions included with the program.

The review copy of *Database Manager II* came in two parts. Part I included programs to create a master file, edit and add to the master file, sort the master file, change the master file header and print selected parts of the master file to screen or line printer. Part II included programs to print data on labels, sort, print or alter a key file, globally modify data in the master file, and compress the master file to get rid of "holes" made by deleted files. Although the basic programs are all included in Part I, the utilities included in Part II are worth the extra expense.

The documentation that comes with *Database Manager II* is very well organized and, if carefully read by the first time user, it should do a complete job of instructing how to use the system. Each part has its own manual and each manual begins with program specifications, overview, and definitions of terminology. The programs are based on menus and prompts and the manuals are structured in the same way. Thus if the user doesn't understand what the program is asking for, a quick look in the documentation will provide an explanation in most cases. There was no "demonstration file" included with *Database Manager II*, but I found the programs and documentation so well-structured and easy to understand that a demonstration file was not needed.

Since all Database managers basically set out to achieve the same purpose (organization of data), the capacity and special features of a system are important factors in deciding which one to buy. *Database Manager II* will theoretically hold up to 32,000 records, 252 characters long. Each record may be divided into 36 different "fields" (individual pieces of information) which may be alphanumeric (words and numbers), integer numeric (whole numbers) or floating

point numeric (for use with dollars and cents). In reality, the capacity of this system is more a function of how many records the user can fit on a disk. For example, if you are using a Radio Shack drive (with 35 tracks) and define a record 60 characters long, you should have enough space for about 2,200 records. A 40- or 80-track drive (both supported by Flex) will yield a higher capacity.

A special feature of *Database Manager II* tells the user how much space is being wasted in a particular file so the user may make the best use of all disk space. Another nice feature of this system is that your database grows as you input more data. Thus, there is no need to predefine how many records your database is going to be, as with some other systems.

If you purchase both Part I and Part II, you have two methods of sorting (ordering) data. In Part I, the records are physically reordered on your disk by whatever field you choose. A sort of 60 records on one of my databases took about two and a half minutes. Part II includes a "keyfile" that generates a mini-file on your disk of the sorted field and record number from the main data file. You may use your line printer to make a hardcopy index of your database or you may use this keyfile to generate your final report. The keyfile sort method is much faster and makes a strong argument to purchase the Part II package.

Database Manager II has limited options when it comes to report writing format and mathematics. A Part I program will allow the user to list reports vertically or horizontally on a line printer or monitor screen. The user may also set up "conditions" to tell the report writer which records to print and which records not to print. Part II includes a program to print records on labels up to ten lines. The only math function supported in Part I is an option that will total the numbers in any field or group of fields. Part II allows the user to globally add, subtract, multiply or divide a number in a numeric field. I am told that Universal Data Research will be releasing an optional/extra "Report Writing" package for this system that will give the user almost limitless ways to configure a report. In addition, Universal Data Research is producing General Ledger, Inventory, and many other specialized programs that work with *Database Manager II* and provide special math features. Since *Database Manager* is written in TSC Extended BASIC, enterprising programmers could also write their own programs to run with the system. A section of the documentation includes some information on such program writing.

It is hard to do justice in a short review to such a sophisticated program as *Database Manager II*. In addition to earlier mentioned features, the system will protect the user against unauthorized use of data files through a "password" system. The system will also merge files together and it has an extensive and workable error-checking system. As the prospective buyer looks at the hardware/software commitment needed for this system, it should be remembered that good things don't come easily and cheaply, even with the Color Computer. Here, indeed, is some heavy-duty, business-oriented software that many have been looking for since the Color Computer was introduced. If you are ready to make the commitment, *Database Manager II* is a good place to start.

(Universal Data Research Inc., 2457 Wehrle Drive, Buffalo, NY 14221, Part I and II are \$99.95 each on disk)

EDUCATIONAL TAPES for your CoCo "Extended Basic"

SPELLER'S TAPE - Spelling words are selected in random order - one program contains the states, the other you place your own words in - IDEAL FOR THE CLASSROOM.
(Sound & graphics)

MATH I - Addition & subtraction from single digit to three digit you decide - complete documentation - easily altered

MATH II - Addition up to four digit, four numbers & up to five digit subtraction.

Coming - MATH III DIVISION MATH IV MULTIPLICATION

\$14.95
Written by a teacher
for teachers

Educational Programming Service
1145 S. Park St.
Shawano, WI 54166

The Programmer's Guild Presents . . .

PAC — DROIDS™

BY
Charles Forsythe

THE ULTIMATE IN PAC-ACTION

ONLY \$19⁹⁵

UP TO FOUR PLAYERS!!

*Unlike Any Other "PAC" Game You've Ever Seen!!
Hot Machine Language Multi-Color
High-Res Graphics For All 16K
TRS-80 Color Computers*

**MORE SOUND — MORE ACTION
MORE FEATURES THAN ANY
"PAC" GAME IN EXISTENCE!!**



Try PAC-DROIDS™ for the Outer Limit in pure,
explosive arcade action!!

SEND \$19.95 CHECK/MONEY ORDER or VISA/MC NUMBER
TO

**THE PROGRAMMER'S GUILD
P.O. BOX 66
PETERBOROUGH, NH 03458
—or Call (603) 924-6065 for COD—**



**AND GET "FREE" SHIPPING ANYWHERE ON THE PLANET
EARTH OR HER COLONIES**

Printer Spooling Will Increase Your Throughput

By Steve Good

A printer spooler is a utility program that allows BASIC and your printer to run at the same time. This is done by putting the printer characters into a buffer and then printing one character to the printer after each interrupt. Allowing your printer and computer to run at the same time increases the throughput of your system.

The reason I wrote the spooler utility was because of the extremely slow print rate of my Radio Shack Line Printer VII. It seemed like years before it got finished printing. Currently, I am running a bowling league secretary program where I would enter data and wait for a printout. Now, I can enter the data for the next league while the printer prints the stats for the last league.

To run the program you need to type `PCLEAR 4:CLOADM "SPOOLER"`

The `PCLEAR 4` statement reserves 6K for the program and buffer to reside. However, if you plan to use graphics, the spooler must be offset loaded to avoid memory conflicts with the graphics pages. The program is written in position independent code so offset loading is no problem, just remember, if you offset load it, you must protect the program from BASIC with the `CLEAR` statement.

Once the program has been loaded and executed, all characters printed using the `PRINT #-2` or `LLIST` statements will be spooled through the buffer to the printer. Machine language programs that print output, like word processors and editor/assemblers, can only use the spooler if they print their output using the standard BASIC output routine called by a `JSR [$A002]` and leave the interrupts enabled and unchanged.

Three programs or parts are needed to spool output to the printer. The first program, called `ENTRY`, is the routine entered upon an `EXEC` which gets things started. This first program changes the print hook in RAM so that the `HOOK` program is entered every time a character is to be printed. Also, this program initializes the buffer's beginning and ending and the pointers to where the characters in the buffer are. Lastly, the interrupt vector is changed so that the `START` program is entered every time there is an interrupt.

The second program, called `START`, checks to see if there are any characters to be sent and checks to see if the printer is ready. If both are ready, then one character is sent to the printer and then Disk BASIC's interrupt routine is entered. This program uses Extended BASIC's output routine, so Extended BASIC's baud rate must be set. This is done in the `ENTRY` program. If you have a baud rate different than 600, you must set the baud rate before you execute the entry program, otherwise it's taken care of. LP VII and LP VIII users with 1.0 BASIC ROM can send graphic characters while the spooler is running because the Extended BASIC output routine sends eight bits instead of seven.

The third program, called `HOOK`, is entered whenever a character is to be printed. If the character is not to go to the printer, then Disk BASIC's print routine is entered. If the printer is the device to be printed to, then the character is put into the buffer. If the buffer is full, then this routine will stop and wait for the printer to catch up. This routine also changes carriage returns to line feeds so that non-standard printers will work (hopefully!). The print head variable is also updated by this routine so that `LLIST` will work.

The buffer size is about 6K; this is set up by line 200. If you have a 32K machine, you could change line 200 to `LEAX $2FFF,X` to make the buffer 12K. `POKEing &HE12,&H2F` before you execute would also accomplish this. If you do use the 12K buffer, you must type `PCLEAR 8` instead of `PCLEAR 4` to reserve enough space.

The following will cause the spooler to crash:

- 1) Disabling the IRQ permanently.
- 2) Changing the IRQ vector.
- 3) Changing the print hook (the RS screenprint program will do this).
- 4) Using graphics with the program loaded normally.
- 5) A `PCLEAR` less than 4.
- 6) Loading a ML program over the spooler for tape or disk.
- 7) `POKE &HDDF7` (the vitamin E).

The following *will not* crash the spooler if the above is followed:

- 1) Disk reads or loads.
- 2) Tape reads or loads.
- 3) Two different programs printing output.
- 4) Pressing the RESET button.

To see the power and worth of a printer spooler, type in the BASIC program below. On a LP VII, it takes 60 seconds to run. Next, load and execute the spooler program. Now rerun the BASIC program. This time it will only take 36 seconds! Quite an improvement.

The listing:

```
10 FOR I=1 TO 10
20 PRINT #-2, "SPOOLING CAN PRINT TO THE
   PRINTER";I"
30 NEXT I
40 FOR I=1 TO 999
50 PRINT "AND TO THE SCREEN AT ONCE";I"
60 NEXT I
```

---- PAGE 001 SPOOLER

```

00010                                NAM   SPOOLER
00020 0E00                            ORG   $0E00
00030                                OPT   0,NOP
00040                                ATH   STEVE   GOOD
00050      **** THE ENTRY ROUTINE SETS UP THE CC FOR SPOOLING ****
00060      **** FIRST IT CHANGES THE PRINT HOOK TO THE HOOK PROGRAM ****
00070      **** THEN SETS EXT. BAS BAUD TO BASICS BAUD ****
00080      **** THEN IT SETS UP THE END OF BUFFER POINTER ****
00090      **** AND LASTLY IT CHANGES THE IRQ VECTOR TO THE PRINT PROGRAM ****
00100      **** AFTER THE PROGRAM IS LOADED A 'EXEC' WILL RUN THE ****
00110      **** ENTRY PROGRAM TO ALLOW SPOOLING ****
00120      ****
00130      ****
00140 0E00 34   12   ENTRY  PSHS  A,X
00150 0E02 30   8D 004F  LEAX  HOOK,PCR ;PRINT TO BUFFER ROUTINE
00160 0E06 BF   016B  STX   $16B   ;PRINT HOOK LOCATION
00170 0E09 96   96     LDA   $96   ;BASICS BAUD RATE DELAY
00180 0E0B 97   E6     STA   $E6   ;EXT. BAS BAUD DELAY
00190 0E0D 30   BCF0  LEAX  ENTRY,PCR
00200 0E10 30   89 17FF  LEAX  $17FF,X ;POINT TO END OF BUFFER
00210 0E14 AF   8D 0078  STX   ENDBUF,PCR
00220 0E18 30   8D 007A  LEAX  BEGBUF,PCR ;GET START OF BUFFER
00230 0E1C AF   8D 0072  STX   BEGINP,PCR ;SET BEGIN POINTER
00240 0E20 AF   8D 0070  STX   ENDP,PCR ;SET END POINTER
00250 0E24 30   8D 0005  LEAX  START,PCR ;INTERRUPT PRINT ROUTINE
00260 0E28 BF   010D  STX   $10D   ;INTERRUPT POINTER
  
```

VOICE RECOGNITION

For your 16K TRS-80 Extended Basic Color Computer

By Cary D. Perttunen

Using your cassette recorder's condenser microphone, the COLOR TALK TO ME software package can let you use your own voice as an alternate means of input for any of your BASIC programs. Over 200 words can be stored in 16K RAM. With a little practice, you can attain from 80% to over 90% accuracy for most applications.

The COLOR TALK TO ME Software Package includes:

- COLOR TALK TO ME machine language subroutine
- The BASIC subroutine which can merge COLOR TALK TO ME with your programs
- Complete instructions on how to use and incorporate COLOR TALK TO ME in BASIC programs
- Two application programs:
 1. VOICE CALC- Use your voice to enter arithmetic problems and VOICE CALC will display the solution.
 2. SCREEN PAINTER- Say a color and the screen will be painted that color.

ALL OF THIS ON TWO CASSETTES FOR ONLY \$49.95!!!

ColorSoft Software Co. will soon be releasing voice recognition programs which can be used once you buy COLOR TALK TO ME. Coming soon: Connect More, Crosswords & more!

ATTENTION PROGRAMMERS: ColorSoft Software Co. will market original voice recognition programs using COLOR TALK TO ME with excellent royalties in return.

Dealer
 Inquiries
 Invited

Send check or money order to: ColorSoft Software Co.
 Add \$2.00 shipping
 11764 Raintree Ct.
 Utica, MI 48087

```

00270 0E2B 35 92          PULS  A,X,PC  ;RETURN
00280          ****
00290          ****
00300          **** THE START PROGRAM IS ENTERED WITH EVERY IRQ THAT OCCURS ***
00310          **** IF THERE ARE CHARATERS IN THE BUFFER AND THE ****
00320          **** PRINTER IS READY THEN A CHARACTER IS SENT TO THE PRINTER ****
00330          ****
00340          ****
00350 0E2D AE 8D 0061 START LDX  BEGINP,PCR  ;CHECK FOR SPOOLING
00360 0E31 AC 8D 005F      CMPX  ENDP,PCR  ;IF EQUAL THEN NO
00370 0E35 27 1B         BEQ   NOSPOO
00380 0E37 F6 FF22      LDB  $FF22    ;CHECK PRINTER STATUS
00390 0E3A 54           LSRB
00400 0E3B 25 15         BLO  NOSPOO  ;IF NOT READY THEN NO
00410 0E3D A6 84         LDA  ,X       ;GET CHARACTER TO PRINT
00420 0E3F BD 8E0C      JSR  $8E0C   ;PRINT IT
00430 0E42 30 01         LEAX 1,X     ;INCRIMENT POINTER
00440 0E44 AC 8D 0048    CMPX  ENDBUF,PCR
00450 0E48 26 04         BNE  OK
00460 0E4A 30 8D 0048    LEAX  BEGBUF,PCR ;START AT BEGINING
00470 0E4E AF 8D 0040 OK  STX  BEGINP,PCR ;STORE NEW POINTER
00480 0E52 7E D7BC      NOSPOO JMP  $D7BC  ;DISK BASIC INTERRUPT HANDLER
00490          * ;JMP $894C FOR EXT. BAS
00500          ****
00510          ****
00520          **** THE HOOK PROGRAM IS ENTERED EVERY TIME A CHARACTER ****
00530          **** IS TO BE PRINTED. ****
00540          **** IF THE CHARACTER IS TO GO TO THE PRINTER IT IS ****
00550          **** PUT IN THE BUFFER (IF IT'S NOT FULL), OTHERWISE ****
00560          **** DISK BASICS ROUTINE IS ENTERED ****
00570          ****
00580          ****
00590 0E55 34 02          HOOK  PSHS  A

```

COMPUKIDS MAGAZINE

The Computer Magazine for Beginners

Educational articles that are easy to understand
 Game programs
 Computer book reviews
 Program problems

CompuKids Club

1 year magazine subscription
 Contests with GREAT prizes
 Free computer advice
 Program exchange
 Educational programs
 ... and lots more ...

- One year subscription *plus* one year membership in CompuKids Club — \$24.00
 (Canada — \$31.00)
- One year subscription only — \$16.00 (Canada — \$20.00)
- Six month trial subscription — \$9.00 (Canada — \$11.00)
- Payment enclosed (check or money order)
- Please bill me later (a \$1.00 billing fee will be added)

(Special School and Group Rates Available)

Name _____ Age _____ Signature if billing _____

Address _____ City _____ State _____

Zip Code _____ Phone _____

Mail Check or Money Order to:

CompuKids Magazine RB
 P.O. Box 874
 Sedalia, MO 65301

Or Phone TOLL FREE:
 1-800-822-KIDS

```

00600 0E57 96 6F LDA $6F ;GET OUTPUT CHANNEL
00610 0E59 81 FE CMPA #254 ;IF PRINTER THEN CONTINUE
00620 0E5B 27 05 BEQ YES
00630 0E5D 35 02 PULS A ;RESTORE A
00640 0E5F 7E CB4A JMP $CB4A ;DISK BASIC PRINT ROUTINE
00650 * ;CHANGE TO JMP $8273 FOR EXT. BAS
00660 0E62 35 02 YES PULS A
00670 0E64 0C 9C INC $9C ;INCREMENT PRINT POSITION
00680 0E66 81 0D CMPA ##0D ;CHECK FOR CR
00690 0E68 26 04 BNE STACK
00700 0E6A 0F 9C CLR $9C ;ZERO PRINT POSITION
00710 0E6C 86 0A LDA ##0A ;CHANGE TO LF FOR NON STANDARD PR
00720 0E6E 32 62 STACK LEAS 2,S ;REMOVE HOOK RETURN
00730 0E70 34 10 PSHS X
00740 0E72 AE 8D 001E LDX ENDP,PCR ;GET END POINTER
00750 0E76 A7 84 STA ,X ;STORE CHARACTER IN BUFFER
00760 0E78 30 01 LEAX 1,X ;INCREMENT TO NEXT BYTE
00770 0E7A AC 8D 0012 CMPX ENDBUF,PCR ;PAST THE END?
00780 0E7E 26 04 BNE OK2
00790 0E80 30 8D 0012 LEAX BEGBUF,PCR
00800 0E84 AC 8D 000A OK2 CMPX BEGINP,PCR
00810 0E88 27 FA BEQ OK2
00820 0E8A AF 8D 0006 STX ENDP,PCR ;MAKE NEW END POINTER
00830 0E8E 35 90 PULS X,PC
00840 *****
00850 0E90 25FF ENDBUF FDB 9727
00860 0E92 0E96 BEGINP FDB **4
00870 0E94 0E96 ENDP FDB **2
00880 0E96 0E96 BEGBUF FDB *
00890 0E00 END

```

TOTAL ERRORS 00000



™ TRS80 color

From the January 1981 issue of the CSRA Computer Club newsletter.

There was some amusement at the November meeting when the Radio Shack representatives stated that the software in the ROM cartridges could not be copied. This month's 68 Micro Journal reported they had disassembled the programs on ROM by covering some of the connector pins with tape. They promise details next month. Never tell a hobbyist something can't be done! This magazine seems to be the only source so far of technical informations on the TRS-80 color computer™. Devoted to SS-50 6800 and 6809 machines up to now, 68 Micro Journal plans to include the TRS-80 6809 unit in future issues.

NOTE: This and other interesting and needed articles for the Radio Shack TRS-80 color computer™ are being included monthly in 68 Micro Journal—The Largest specialty computer magazine in the world!


68 MICRO JOURNAL

5900 Cassandra Smith Road
Hixson, Tennessee 37343
615 842-4600

Subscription Rates

USA: 1-year \$24.50; 2-year \$47.50; 3-year \$64.50
CANADA and MEXICO: Add \$5.50 per year to USA Price
Foreign Surface: Add \$12.00 per year to USA Price
Foreign AIRMAIL: Add \$36.00 per year to USA Price

** Sample issue - \$3.50



68 Micro Journal™ was established with one objective in mind; to provide a Magazine FOR 68xx Users BY 68xx Users. Because of a strict advertiser policy, 68 Micro Journal™ has gained a strong following WORLDWIDE because the reader KNOWS what he is getting when purchasing from a 68 Micro Journal™ Advertiser. It has gained a strong User following because most of the material published is contributed BY USERS, and, therefore, is relevant to the Users needs.

Currently, and even before the Color Computer™ hit the stores, 68 Micro Journal™ was devoting more space to the TRS-80C Color Computer™ and information concerning the Motorola 6809 (which is the CPU in the Color Computer™) than ANY OTHER Computer Magazine. Examples include:

REVIEWS of the three major Disk Control Systems for the Color Computer™, most of the Monitors, Assemblers, and Disassemblers, Word Processors and Editors, "Terminal" Programs (for use with Modems, Communications with other Computers, etc.), and of course, Games.

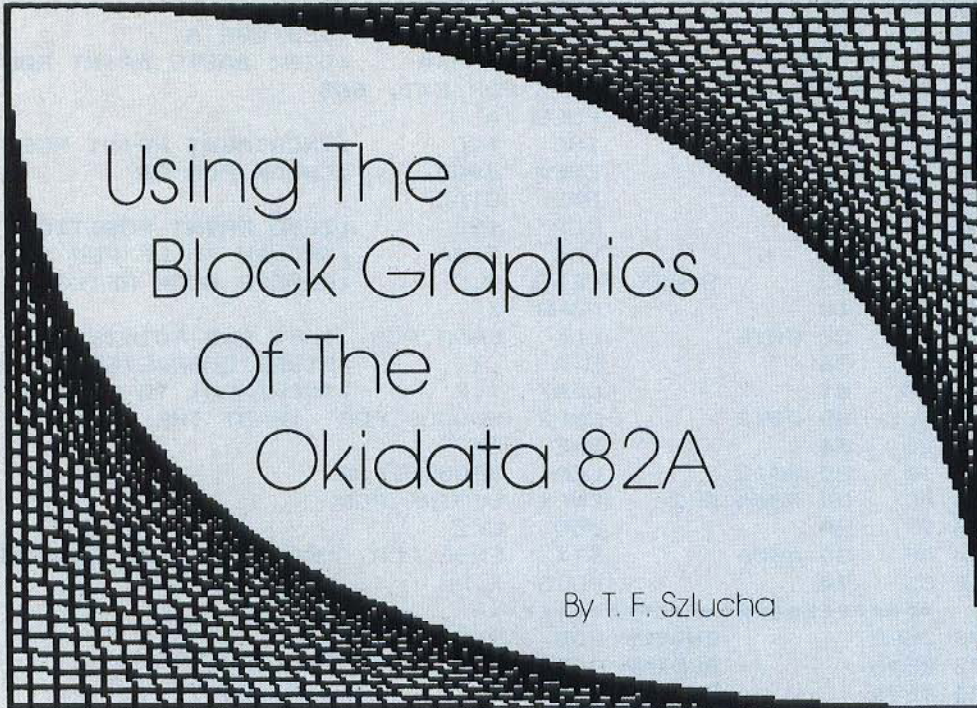
HINTS for Expanding Memory, Power Supply Cooling, repairing sticky keyboards, disabling the ROM PAK "Take Over", hooking up to Printers, etc.

DISCUSSIONS of the 6883 Synchronous Address Multiplexer, using the Color Computer™ with 64K and 96K memory (which it is ALREADY capable of handling), thoughts on Programming, etc.

I suggest that you subscribe to 68 Micro Journal™, SOON, as many back issues are sold-out.

We still, and will continue to, lead in the type information you need to FULLY UTILIZE the POWER of the 6809 in the Radio Shack TRS-80 Color Computer™.

Bob Nay
Bob Nay
Color Computer Editor



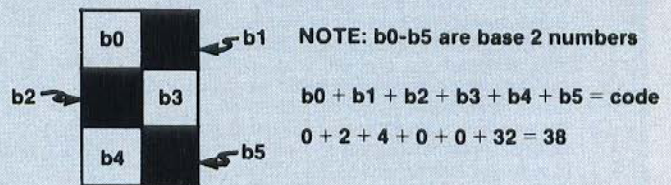
The Okidata 82a represents a good choice of a printer for the Color Computer. At 120 cps, it is very fast. It has lower case descenders, and allows both pin and friction feed. It has both a serial and parallel interface built-in. The serial interface connects directly to the 80C allowing data transfer at 1200 baud. Perhaps the only feature missing is the ability to do high resolution graphics. This feature is available for this printer as an optional plug-in ROM called *Okigraph*, but it only works in the parallel interface mode. The alternative to buying the optional ROM, parallel interface, and supporting software is to use the block graphics characters which this printer can generate. Without a doubt though, one of the shortcomings of this printing machine is its instruction book. The very poor description of the technique required to access and use these graphics has probably discouraged many from exploring their use. This article describes in detail how these block graphics work on the 82a and how to use them to obtain a screen dump of pictures you have drawn with the Color Computer. Reasonably accurate graphics can be drawn with this printer. In fact, the resolution of these graphics can approach the resolution on the screen in PMODE4.

The block character which can be printed with the 82a consists of a 2 x 3 matrix of segments similar to those used to create graphics on the Radio Shack model I and III computer. Each of these segments can be printed "on" or "off" depending on the character code received by the printer. This code can be explained with the help of figure 1. The secret of the matrix is that it is treated as a 6 bit binary

(Mr. Szlucha, a technical specialist in Product Development at Xerox Corporation, holds several patents relating to xerography. Microcomputing is a hobby enjoyed by his whole family.)

number. Each segment determines the value of a bit, the upper lefthand segment is b0, the lower righthand segment is b5. The total value of the 6 bit binary number is used to establish the code required to print the block character. In the example in figure 1 the binary number would equal 38. All the segment combinations can be created with codes from 0 to 63 with a blank character represented by a 0 and a completely filled in block having a value of 63.

Figure 1
Segment Bit Pattern



To actually print a graphics character the printer must be told that it is going to be printing in graphics instead of alphanumeric. This is done by sending a control code 14 (shift out alphanumerics) to the printer. The basic command to do this is `Print#-2,CHR$(14)`. Once this is done, any new codes sent to the printer, with the exception of control codes, will be interpreted as graphics. It is important to note that the 82a is expecting character codes in the range of 32-96 and the code described above calculated from the segment has a range from 0-63. The segment code is converted to the character code by adding 64 to the segment code if it has a value from 0-31 if the segment code has a value from 32 to 63 then it is left alone. This is not obvious in the instruction manual, I discovered it by trial and error.

Now that the method for sending graphics codes to the printer has been explained, consider how the 2 x 3 segment block characters can be used. Each of these graphics blocks are printed in columns available for the particular character size in use. In the smallest character set there are 16.5 cpi; therefore, 33 'pixels' per inch because there are two segments per column. Likewise, the smallest increment in linefeed is eight lines/inch. Each of these lines can have three vertical graphics segments therefore there can be 24 'pixels' per inch in this dimension. Table 1 shows a chart of the required codes to program the various functions available with the 82a.

**Table 1
Printer Control Codes**

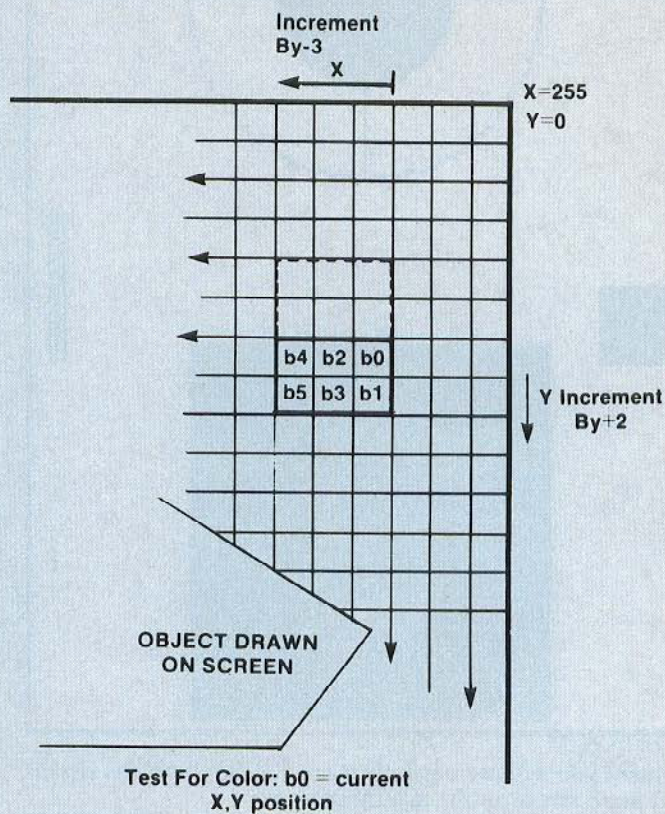
Printer Mode	Required Code
5 CHAR/INCH	CHR\$(30)+CHR\$(31)
8.3 CHAR/INCH	CHR\$(29)+CHR\$(31)
10 CHAR/INCH	CHR\$(30)
16.5 CHAR/INCH	CHR\$(29)
6 LINES/INCH	CHR\$(27)+CHR\$(54)
8 LINES/INCH	CHR\$(27)+CHR\$(56)
GRAPHICS MODE	CHR\$(14)
ALPHANUMERIC MODE	CHR\$(15)

The real use of these graphics blocks is to draw pictures. *Pixdump* is an Extended BASIC program (see the listing) which takes a picture or scene drawn on the video screen and reproduces it on the printer. There are several ways of doing this but one easy way is to use the *PPOINT* command in Extended BASIC to test whether a specific pixel on the screen is on or off, then convert this into the necessary graphics character. Figure 2 shows the method used to scan the screen. The 2 x 3 block matrix is scanned vertically down the screen starting at the right side progressing to the left. This scanning method results in output from the printer having the horizontal axis of the screen transposed to the paper feed direction. Note that Figure 2 shows a uniform step rate of -3 in the horizontal direction and 2 in the vertical direction. This results in a considerable amount of distortion because the ratio of pixel sizes is 33/24 or 1.35. The picture is longer than it should be. This can be corrected by skipping every fourth scan line. In order that information which exists in the fourth line is not lost, the line is scanned but is printed in the third line. This is done to prevent, in particular, circles and arcs from being broken. This results in an artificial but very accurate scaling of the pixel ratio to 1.03. Not bad, particularly when you consider that there is much more distortion present on the video screen. Measure it. A 'circle' is about 10 percent taller than it is wide. The program listing has built into it a test pattern which can be used to observe the effect of this "scaling" correction. The program allows you to print in both the corrected and uncorrected mode. You will want to run both for comparison. I am sure you will agree that the scale correction is well worth the very minor impact that it has on accuracy.


The *Pixdump* program is liberally embellished with remarks which should be removed to speed execution. You may also want to modify the program to eliminate the correction decision and eliminate unnecessary spaces. Also, the speed up poke (line 170) should be removed if it doesn't work with your system. It should be noted that this screen dump works with all pmodes, the only requirement is that *ppoint* (according to R.S.) can be used only with the pmode

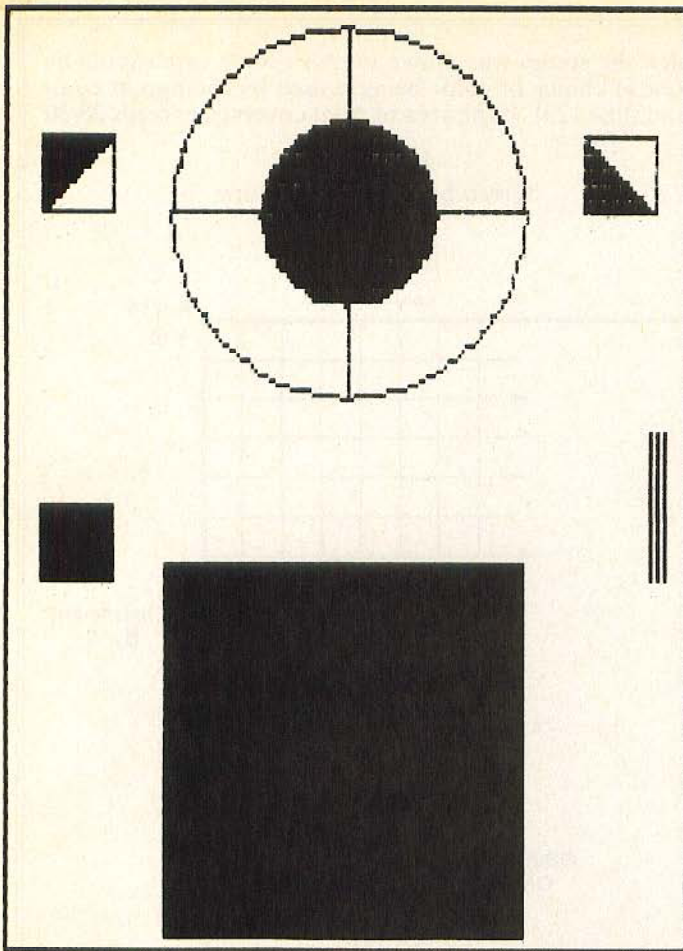
which the screen was drawn in. Also some care should be taken in choice of color being sensed by the *ppoint* command (line 120). If the area of print coverage exceeds 20-30

**Figure 2.
Screen Scanning Procedure**




- PPoint (X,Y)
- PPoint (X,Y+1)
- PPoint (X-1,Y)
- PPoint (X-1,Y+1)
- PPoint (X-2,Y)
- PPoint (X-2,Y+1)





percent you will prematurely wear out the ribbon as well as put undo stress on the printhead.

As you can see, this technique is useful and quite accurate. It is interesting to note that the pixel size generated by the printer in this mode is very similar to the pmode 4 pixel size on a 13 inch T.V. monitor. On the screen the pixels are about .033 x .037 inch whereas the printer has a pixel which is .030 x .041 inch. Not a bad comparison and this is available with the standard Okidata 82a printer. I suspect that this technique with perhaps some modifications may be used with other printers that have the block graphics feature.



140... 02EE
300... 0576
END... 086D

The listing:

```

1 * PIXDUMP
2 * OKIDATA 82A /COLOR COMPUTER
3 * SCREEN DUMP UTILITY
4 * SUBMITTED BY
5 *
6 * THOMAS F. SZLUCHA
7 * PERSONAL COMPUTER CONSULTING
8 * 14 GREAT GARLAND RISE
9 * FAIRPORT N.Y. 14450
10 *
20 CLEAR 500
30 CLS:PRINT@128,"SELECT MODE:


```

```

40 PRINT@161,"1 - DRAW TEST PATT
ERN ON SCREEN
50 PRINT@193,"2 - DUMP UNCORRECT
ED TO PRINTER
60 PRINT@225,"3 - DUMP CORRECTED
TO PRINTER"
70 INPUT R
80 ON R GOTO 420,90,90
90 POKE 150,41 : ' SETS BAUD RAT
E TO 1200
100 SCREEN 1,1
110 PRINT#-2,CHR$(29)CHR$(27)CHR
$(56):' THIS SETS THE PRINTER TO
16.5 CPI AND 8 LINE/IN
120 C=5 : 'THIS IS THE COLOR LOO
KED FOR WITH THE PPOINT COMMAND
130 IF R=3 THEN SC=-4 ELSE SC=-3
:'SC IS THE NUMBER OF SCANNING S
TEPS
140 FOR X=255 TO 0 STEP SC : ' TH
E SCAN STARTS ON THE LEFT OF THE
SCREEN
150 PRINT#-2,CHR$(14); : ' SET PR
INTER FOR GRAPHICS
160 G#=STRING$(18,64) : ' ADDS 18
BLANKS TO THE BEGINNING OF EACH
LINE PRINTED SO THAT THE PICTUR
E WILL BE CENTERED HORIZONTALLY
170 POKE65495,0 : 'SPEED-UP CPU
180 FOR Y=0 TO 190 STEP 2 : ' VER
TICAL SCANNING OF THE SCREEN
190 G=0
200 ' THE FOLLOWING LINES TESTS
FOR THE PRESENCE OF A CERTAIN CO
LOR AND CREATES THE APPROPRIATE
GRAPHICS CODE
210 IF PPOINT(X,Y)=C THEN G=G+1
220 IF PPOINT(X,Y+1)=C THEN G=G+
2
230 IF PPOINT(X-1,Y)=C THEN G=G+
4
240 IF PPOINT(X-1,Y+1)=C THEN G=
G+8
250 IF R=2 THEN 290
260 IF PPOINT(X-2,Y)=C OR PPOINT
(X-3,Y)=C THEN G=G+16
270 IF PPOINT(X-2,Y+1)=C OR PPOI
NT(X-3,Y+1)=C THEN G=G+32
280 GOTO 310
290 IF PPOINT(X-2,Y)=C THEN G=G+
16
300 IF PPOINT(X-2,Y+1)=C THEN G=
G+32
310 ' THE FOLLOWING CONVERTS THE
VALUE OF G TO PRINTER CODE
320 G=G+64
330 IF G>95 THEN G=G-64

```

TRS-80C[®] and TDP 100[®] SPECIALISTS



COLORFORTH[®]

IS THERE LIFE AFTER BASIC? Yes! with **COLORFORTH**, a new, high level language for the color computer. **COLORFORTH**, a figFORTH compiler, has an execution time as much as 10 to 20 times faster than Basic, and can be programmed faster than Basic. **COLORFORTH** is highly modular for easy testing and debugging. **COLORFORTH** has been specially customized for the color computer and requires only 16K. It **does not** require Extended Basic. When you purchase **COLORFORTH**, you receive both cassette and RS/DISK versions, the figEDITOR and an extensive instruction manual. Both versions and 75 page manual, all for only \$ 49.95

PCFORTH

FORTH for the IBM PC[®] and Zenith Z-100[®]. All the features of **COLORFORTH**, but customized for the IBM and Zenith Z-100 personal computers. Requires 32K and MS/DOS or IBM/PCDOS. On 5-1/4" SSD diskette. Complete with 75 page manual, just \$ 59.95

NEW!

MASTER MIXOLOGIST[®] The Bartenders' Guide

This disk based program for the color computer contains recipes for over 150 of your favorite bar drinks- both alcoholic and non-alcoholic. **MASTER MIXOLOGIST** is menu driven for ease of use. Requires 16K and one RS/DOS drive. Get this one today, it will be great for your next party \$ 19.95

ARMADILLO BUG[®] MACHINE LANGUAGE MONITOR

More and more programs are appearing in magazines written in Machine Language. Now with **ARMADILLO BUG**, you can easily enter Machine Language programs without a lot of time consuming "pokes". **ARMADILLO BUG** is an excellent system for beginners to learn to write and debug their own Machine Language programs as well. This package includes: Memory examine and change; Move; Punch and Load; Fill commands; and more! Runs in 16K, and **DOES NOT** require Extended Basic. Complete on cassette with printed manual. Just \$ 14.95

COLOR BIORHYTHMS

This is a neat **BIORHYTHMS** program you can use to chart the future (or past). Includes High Resolution graphics **without** Extended Basic being required. Runs in 16K. On cassette, with instructions . . . \$ 10.95

OTHER ITEMS OF INTEREST

"**STARTING FORTH**", a book by Leo Brodie. The best introductory Forth text available. 384 pages. Soft cover \$ 16.00

figFORTH Installation Manual. Contains FORTH model, glossary, memory map, and instructions \$ 15.00

figFORTH 6809 Source Listing. (NOTE: THIS IS NOT IDENTICAL TO COLORFORTH SOURCE). Requires installation manual for implementation \$ 15.00

BUY BOTH at the same time and **SAVE!!** Both for \$ 25.00

"**Computers Piss Me Off**". Wear the official programmers badge. Large 2-1/4" yellow button says it all! Post paid \$ 1.50

"**I ♥ My Color Computer**". White button with black lettering and red heart. 2-1/4". Post paid, only \$ 1.50

DEALER and AUTHOR INQUIRES INVITED

Please add \$ 2.00 shipping in U.S.

Texas residents add 5 %

Foreign orders must be in U.S. funds drawn on U.S. banks, or Mastercard and VISA

ARMADILLO INT'L SOFTWARE

P.O. BOX 7661
AUSTIN, TEXAS 78712



PHONE (512)835-1088

UTILITIES AND GAMES FOR THE COLOR COMPUTER

- BACKUP** ----- \$ 9.95
Speed up disk backups, helps to recover crashed disks. Bypass I/O errors and fix many disk problems.
- CATALOG** ----- \$ 9.95
An automatic disk file cataloging system. File the directories of your disks.
- COPYTAPE** ----- \$ 9.95
Copy, merge, and backup your tape based software. Works even with most popular pre-loader tapes.
- CZAP** ----- \$ 9.95
A disk inspect and modify routine. Learn how disks work, fix problems on your disks.
- CCRPM** ----- \$12.95
A disk drive speed checking routine. Displays on your screen the current, average, high, and low speeds of your drive. Complete with instructions for correcting the speed of your disk drive.
- NEATDIR** ----- \$ 6.95
Places the file names of your disk directory into alphabetical order. Makes finding programs on your disks easy. Keeps your disks in order.
- OFFLOAD** ----- \$ 9.95
Create tape backups of your disks. A disk to tape, tape to disk backup system.
- ONERR** ----- \$12.95
An error handler for BASIC programs. Allows your program to receive control whenever any error occurs. Take control and fix your problems.
- TAPEDIR** ----- \$ 9.95
Create a directory of your tapes. Lists program name, length of program, start, end, and transfer addresses for all programs on your tapes.
- TAPELIB** ----- \$12.95
A BASIC tape subroutine append routine and a starter library of 5 subroutines. Create you own subroutine library on tape to append to your programs.
- TAPEXFER** ----- \$ 9.95
Load your tape programs to disk automatically. Great for Chromassette subscribers, automatically loads an entire issue to disk.
- TREKBOC** ----- \$14.95
The classic Star Trek computer game. A real time game with moving Klingons and action graphics.

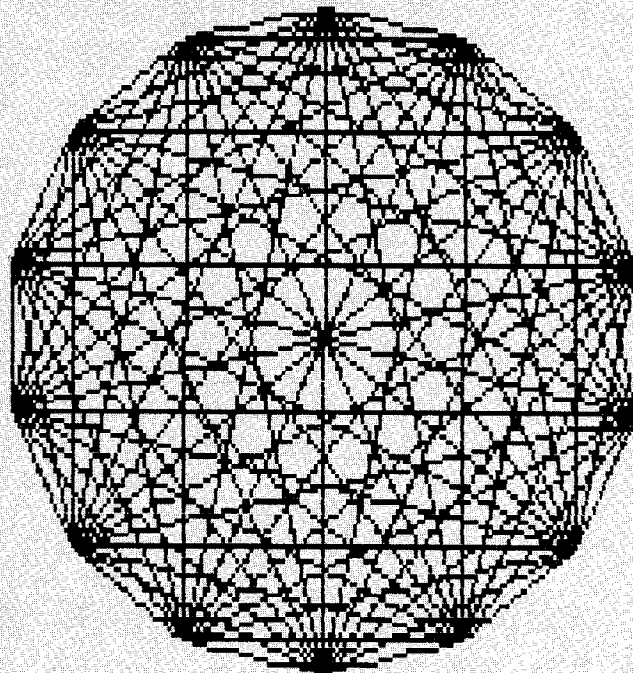
Please add \$1.00 shipping and handling on all orders. Pa. residents add 6% sales tax. Canada orders must be paid in American funds. No COD or charge cards, send check or money order only to:

A. M. HEARN SOFTWARE
602 S. 48th Street
Philadelphia, Pa. 19143

Write for a free catalog of these and other products. Dealer inquiries invited.

```

340 G#=G#+CHR$(G)
350 NEXT Y
360 POKE65494,0 : ' SLOW DOWN CPU
    BEFORE I/O
370 PRINT#-2,G#;
380 PRINT#-2,CHR$(15)CHR$(10)
390 NEXT X
400 SCREEN 0,1:CLS:PRINT@234,"FI
    NISHED":END
410 ' THE FOLLOWING GRAPHICS ARE
    USED TO DRAW A SIMPLE TEST PATT
    ERN ON THE SCREEN
420 PMODE 4,1:PCLS
430 SCREEN1,1
440 LINE(5,45)-(105,145),PSET,BF
450 LINE(0,191)-(256,0),PSET,B
460 LINE(100,10)-(120,30),PSET,B
    F
470 LINE(100,181)-(140,181),PSET
480 LINE(100,183)-(140,183),PSET
490 LINE(100,185)-(140,185),PSET
500 CIRCLE(200,96),50
510 CIRCLE(200,96),25
520 PAINT(200,96)
530 LINE(200,46)-(200,146),PSET
540 LINE(150,96)-(250,96),PSET
550 LINE(200,10)-(220,30),PSET,B
560 LINE(200,10)-(220,30),PSET
570 PAINT(205,11)
580 LINE(200,162)-(220,182),PSET
    ,B
590 LINE(220,162)-(200,182),PSET
600 PAINT(205,163)
610 GOTO 30 : 'BACK TO MENU
    
```



Answer The Question

'What Happens If . . .'

By Joseph Kolar
Rainbow Contributing Editor

What is a Color Computer? It is a one-eyed monster that challenges you to be creative. You power up, clear the logo and you are off and running. The possibilities are almost limitless.

You have your "Getting Started with Color BASIC" and by now have gotten to the part where you are shown a small routine and are challenged to make up a dice game. If you made up your own version of the crap game, you had fun and were proud to produce your own game. But, there was something lacking, wasn't there? It didn't tax your potential because a crap game is a crap game is a crap game.

Whenever you are sitting at the keyboard, communing with the computer, think to yourself, "what would happen if . . .?" "How can I develop this idea? How can I change or improve this program? How can I put my personal stamp on it?"

Answer one question at a time by working it out. Find out what happens if . . . Do not be afraid of ruining a program or routine you like. You never know what will trigger a train of thought or stimulate your mind to create new ideas. So you get an idea? It's wild! What do you do? Write it down! Try it out!

To give you an idea of what happens when you let your mind work its will upon the computer, I made up a crap game, *2CRAPSA*. "A" because it is a version of a taped *2CRAPS*. See Listing 1.

First, copy and *RUN* it. Then, dress it up. Say to yourself, "How would it look if I . . .? Suppose I changed the color? What if I added a sound? —Or, sounds? Where?" Try to improve it. I bet in 10 minutes you'll come up with something innovative and within an hour you will have so altered and improved it that you'll wonder what dope wrote the program in the first place.

Here are a few things wrong with the program:

- 1) The centering (horizontal and vertical) stinks. Did you realign it to make it more pleasing to look at?
- 2) The two dies are much too far apart. Did you move them closer together?
- 3) All the text, printed on the colored background, has green "trailers" (green line continues after the last line to the right margin). Did you correct this fault? If you didn't, type a ";" at the end of each line that has the trailer. Make a note of it in your notebook.

Now for a little logic! Boy, this computing sure exercises your mind!

Look at lines 637 to 690. Now, everybody knows that playing craps is a quick game averaging three or four throws. Isn't it foolish and tedious to ask a player to indicate if he wants to play or not to play? Wouldn't it be better to delete lines 637 to 690 and make *line 640 GOTO 10 . . .* and keepext player a chance at a new run or *NEW* and Kill the program playing? Doesn't it make sense to *BREAK* to give the nor simply turn off the computer? Why go through a mindless and time-consuming routine over and over? Try the change! Don't you agree?

When you have made a completed revision that suits you, insert a few *REMs* in the program listing your name and address. Well, what are you waiting for? Give it a name and *CSAVE* it. List it on the title card (start, name, end) and enter it into your tape register. Under "description" you can confidently print, "Revised *2CRAPA* game" by "your name."

Pay attention, now! Think boldly! Perhaps, even a bit wildly! What can be done to this dice game?

Let me throw this idea at you. How about a three-dice crap game? "Dopey!" you say. "Real dopey!" I reply.

Wait a cotton pickin' minute! So what, if there is no such animal as a three-dice crap game? Who says you can't make one? Who says it won't work? Let your imagination soar.

First, make up some rules. Make them to fit the situation as you determine it. You are in charge of creating a new game. You make the rules.

Think! A third die is needed. Room has to be made to display it alongside the other two. When the first roll is cast, you have to—well, you get the idea. Hop to it!

Remember to check out the modified version you made of the *2CRAPSA* listing and use it as a rough guide.

It is surprising to note that a three-craps game doesn't have too many more lines than a two-craps game. When you finish up your program, *RUN* and *LIST* it and figure any more nice touches you can add to it to make it more visually attractive or operate more efficiently. If you are satisfied, then a title should be added at this point. (We will get to creating titles in a future article.) Add the *REMs* such as your name and address, etc. Give it a name and *CSAVE* it to tape, list it on the tape title card and enter it into your tape register.

That was fun, wasn't it? You were both learning and reinforcing what you already knew. You learned that far out ideas (like the three-die game) are viable. That is where I want you to channel your thoughts: into uncharted regions.

Your computer has nearly unlimited capabilities to enable you to express yourself.

Creativity is not the sacred province of the gifted few. As long as you exercise *what ifs* or *suppose* *Is* you are being creative. It is a matter of getting into the habit of using your mind in an inquiring way.

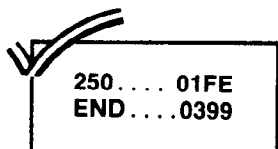
Always make an attempt to revise your own or an existing program. There is no program that can't stand improvement. Mainly, because there is more than one way to do anything.

Listing 2 is my version of *3CRAPS*. Don't key it in until you have made up your own *3CRAPS* game from the revised version of your *2CRAPS*. Your program should be better than the listing and that is as it should be!

Key in *3CRAPS* if you like, and touch it up. Give it your imprimatur (stamp of approval) and tape it for reference.

In the next article, we shall study this program in depth. If you are the proud creator of a nice, revised three-crap game and want to share it with me, I would be pleased to get a listing. Show me what you cooked up.

In the next article, we shall study this program in depth. If you are the proud creator of a nice, revised three crap game and want to share it with me, I would be pleased to get a listing. My address is 1709 Dickinson Street, Inverness, FL 32650. Show me what you cooked up.




Listing 1:

10 CLS

Chattanooga Choo Choo Software


*Your One Stop Station
For Computer Programs*

Track 29





<p>Mark Data Products Super Pro Keyboard \$69.95</p> <p>*Astro Blast, Cave Hunter and Haywire \$24.95 ea.</p> <p>Tom Mix Software *Donkey King (32K) NEW! \$24.95</p> <p>Space Shuttle (32K) \$28.95</p> <p>Prickley-Pear Software 15 % Off</p> <p>*Vikings, Flight (32K), Football \$16.95 ea.</p>	<p>Computerware Doodle Bug \$24.95</p> <p>Rail Runner \$21.95</p> <p>Anteco Software Intergalactic Force Pinball \$24.95 ea.</p> <p>(Both available in Rom Pac) \$29.95 ea.</p> <p>Datasoft</p> <p>*Zaxxon (32K) \$39.95 \$35.95</p> <p>*Moon Shuttle \$24.95 \$31.45</p>	<p>Spectral Associates Ghost Gobbler Planet Invasion NEW! Space Race \$19.95 ea.</p> <p>Soft Sector Marketing Color Caterpillar, Death Maze Master Control \$19.95 ea.</p>
--	--	--

*Also available on disk (32K) at extra charge
All programs 16K on cassette unless otherwise stated
Send for our free complete catalog and descriptions!
WE pay postage, YOU save money! (in the U.S. and Canada)
TN residents add 6.25% sales tax, C.O.D. orders add \$1.00



(615) 875-8656
P.O. Box 15892
Chattanooga, Tn 37415

```

20 B = RND(6)
30 A = RND(6)
40 R = A + B
50 PRINT @ 200, A
60 PRINT @ 214, B
70 PRINT @ 394, "YOU ROLLED A";R
80 IF R = 2 THEN 600
90 IF R = 3 THEN 600
100 IF R = 12 THEN 600
110 IF R = 7 THEN 500
120 IF R = 11 THEN 500
130 FOR X = 1 TO 800
140 NEXT X
150 CLS(5)
160 PRINT@ 195, "ROLL ANOTHER";R
    "AND YOU WIN"
170 PRINT@262, "ROLL A 7 AND YOU
    LOSE"
180 PRINT@ 420, "PRESS <ENTER> W
    HEN READY."
185 PRINT@ 456, "FOR YOUR NEXT R
    OLL."
190 INPUT A$
200 X = RND(6)
210 Y = RND(6)
220 Z = X + Y
225 CLS
230 PRINT@ 200, X
240 PRINT@ 214, Y
245 CLS(2)
250 PRINT@ 394, "YOU ROLLED A";Z
255 PRINT@ 295, "YOU NEED TO ROL
    L A";R
260 IF Z = R THEN 500
270 IF Z = 7 THEN 600
280 GOTO 180
500 FOR X = 1 TO 1000
510 NEXT X
515 CLS(2)
520 PRINT @ 230, "YOU'RE THE WIN
    NER"
530 PRINT@ 294, "CONGRATULATIONS
    !"
540 GOTO 635
600 FOR X = 1 TO 1000
610 NEXT X
615 CLS
620 PRINT@ 264, "SORRY, YOU LOSE
    "
635 FOR Z = 1 TO 1000
636 NEXT Z
637 CLS(8)
640 PRINT @ 453, " TO CONTINUE T
    YPE Y, IF NOT N."
650 INPUT L$
660 IF L$ = "Y" THEN 670
665 END
670 PRINT
680 GOTO 10
690 IF L$ = "N" THEN 665

```

340.... 02EF
END....0525

Listing 2:

```
1 '***<3CRAPS> LISTING 2 FOR ART
ICLE 5.
10 CLS:PRINT
20 PRINT "          RULES"
30 PRINT:PRINT:PRINT
40 PRINT"          RULES FOR THREE D
ICE."
50 PRINT
60 PRINT" IF YOU ROLL A 10 OR 1
7 ON "
70 PRINT"YOUR FIRST THROW, YOU W
IN!"
80 PRINT:PRINT:PRINT
90 PRINT " IF YOU ROLL A 4, 5,
OR 10,"
100 PRINT "ON YOUR FIRST THROW,Y
OU CRAP OUT"
110 FOR Z = 1 TO 4500
120 NEXT Z
130 CLS
140 B = RND(6)
150 A = RND(6)
160 C = RND(6)
170 R = A + B + C
180 PRINT @ 200,A
190 PRINT @ 200, B
200 PRINT @ 216,C
210 PRINT @ 393, "YOU ROLLED A"!
R;
220 IF R = 4 THEN 570
230 IF R = 5 THEN 570
240 IF R = 10 THEN 570
250 IF R = 10 THEN 510
260 IF R = 17 THEN 510
270 FOR X = 1 TO 800
280 NEXT X
290 CLS(5)
300 PRINT@ 195, "ROLL ANOTHER";R
"AND YOU WIN";
310 PRINT@261, "ROLL A 10 AND YO
U LOSE";
320 PRINT@ 420, "PRESS <ENTER> W
HEN READY ";
330 PRINT@ 454, "FOR YOUR NEXT R
OLL. ";
340 INPUT A#
350 X = RND(6)
360 Y = RND(6)
370 T = RND(6)
380 Z = X + Y + T
390 CLS(5)
400 PRINT@ 198, X
410 PRINT@ 207,Y
420 PRINT 216,T
430 CLS(2)
```

```
440 PRINT@358, "***YOU ROLLED A"!
Z;
450 PRINT@376, "***";
470 PRINT@ 262, "YOU NEED TO ROL
L A"!R;
480 IF Z = R THEN 510
490 IF Z = 10 THEN 570
500 GOTO 320
510 FOR X = 1 TO 1000
520 NEXT X
530 CLS(6)
540 PRINT @ 232, "YOU'RE THE WIN
NER";
550 PRINT@ 296, "CONGRATULATIONS
!";
560 GOTO 610
570 FOR X = 1 TO 1000
580 NEXT X
590 CLS(7)
600 PRINT@ 264, "SORRY, YOU LOSE
!";
610 FOR Z = 1 TO 1000
620 NEXT Z
630 GOTO 130
640 '***NOTE 630 GOTO 130 RATHER
THAN 10 TO AVOID HAVING TO READ
THE INSTRUCTIONS OVER AND OVER.
```

DOUBLE DUTY

You've spent a lot of money on your computer. Let it do double duty and protect your residence when you are away.

DOUBLE DUTY connects quickly to CoCo's ports and allows timed on/off control of one or more devices such as bells, sirens, lights, dialers, even sprinkler systems. Any number or combination of dry contact magnetics switches, foil, electric eyes, motion detector or may be connected. Series or parallel, norm. open or closed contacts. 10 foot cord allows remote location to avoid wire clutter.

Software may be user modified or write your own short simple programs in BASIC. DOUBLE DUTY will work with any COLOR COMPUTER, even 4K!

Full documentation included with tips for designing an effective alarm system layout.

DOUBLE DUTY plus tape, \$39.95 postage included

BLACKJACK ROYALE



More than just a game, but a system to help you win at the casinos. High resolution graphics deal realistic cards (10 of diamonds has 10 diamonds) and preset rules duplicate 80% of the world's casinos or enter you own to match where you play.

Full realistic play includes double down, splits, surrender, insurance bet, 1-8 decks used, burnt cards, shuffle frequency and more. A complete card counter option allows entry of any commercial blackjack winning system for evaluation. Each card can be given any count value and the computer keeps track of how many of what cards have been dealt and the total remaining deck point value. Teaches the game and will train you to count cards and win.

Play your cards right and this software will make you money at the casinos, the author did!

Requires 32K EB, no joysticks req'd.

Cassette and very complete documentation and Blackjack tutorial. \$34.95 postage included

CA RESID. ADD 6 1/2% SALES TAX


BOX 32215, SAN JOSE, CA 95152

CIS 71525,367

JMN

Supply Water to Thirsty Urbanites With Pipeline

By Martin S. Montes



A game programmer's aspiration has always been to make a game which plays and sounds like its arcade counterpart. Many such attempts have been successful, creating pixel for pixel copies of the fast, colorful, well-developed arcade games. The programs themselves usually are many bytes of a programmer's hard work and though his work is there, his creativity did not surface in the program since he is merely using the previously given game format.

To avoid both the dilemma of too much work for nothing more than a previously created game, I spent almost a week developing not the program, but the game's format. The essential elements of the game were to be color, speed, noise and most importantly a simple set of rules which would bear no resemblance to any of the current arcade games. It really was a good feeling to get the creative juices flowing, and immediately following the design, I was ready to see my idea come to life in the easy to use language of BASIC.

The programming part was actually one of my first considerations when designing the following game named *Pipeline*. I wanted to make full use of the powerful paint command and once you see the results, you'll write your next game program using any single command to display the game's major effect. The "X" command for draw strings is also used extensively (lines 70-100) for "quicker than eye" graphics without making use of any Speed Up the Processor pokes.

The rules to *Pipeline* are simple yet provide a very creative medium for the player. At the start of a round, the screen will display several yellow squares; these are pumping stations. Two of the squares are larger and these are two "thirsty cities." The object of the game is to build a pipeline connecting all cities on the screen; the trick is that there are many earthquake epicenters which cut across the path of the pipe and disrupt flow.

Construction of the pipe takes place beginning at the city colored red in the center. A pipe connecting one station to another is built in the direction indicated by pressing one of the four arrow keys on the keyboard. Once you are confident that a sound pipe has been built connecting all cities on the screen, press the space bar to begin the flow

through the pipe. If the flow cannot move through a section of pipe, possibly because an earthquake has cut across the line, the flow will look for an alternate route to the cities. If the flow is unsuccessful in getting to all cities on the screen, the game is over and your final score displayed.

Successfully getting the flow to all cities on the screen adds to your score the time left indicated by the time remaining line at the bottom of the display. This line gets shorter as you are in the process of building your pipeline and if the line diminishes to zero, the game ends. When the player scores, he begins the next round with an additional city and must begin again building a good pipeline between these cities. Total score for all previous rounds is displayed in the lower right corner.

If a player presses the space bar so that flow begins, but the flow does not reach one or more cities due to earthquake destruction or a connection between the cities not having been made, an alarm sounds as the thirsty city blinks and the game ends.

The following is a brief description of the function of the program's statements:

- 10 — remove this statement if you wish to type in a set of instructions.
- 20 — asks the player if he/she desires instructions. The response is stored in variable A\$ and a response of "yes" could display any instructions you wish to put.
- 30 — randomizer, using the TIMER to get a different number at the start of the game.
- 40 — functions used to get random pixel coordinates.
- 50 — data on how to draw numerals.
- 60 — data on how to draw section of pipe in four directions data on drawing pumping stations and earthquake epicenters.
- 70 — 100 draw strings for drawing rows and columns of pumping stations.
- 110 — locate starting city, max time per round, number and placement of earthquakes.
- 120 — code direction keys, placement of cities.
- 130 — paint starting city.

SAVE!!!

AT ARIZONA DISCOUNT SOFTWARE YOU CAN SAVE ON ALL SORTS OF SOFTWARE AND HARDWARE ITEMS FOR YOUR COLOR COMPUTER OR TDP 100!! (TDP IS A TRADEMARK OF TANDY)

CHECK THESE OUT!!!

GAMES 15% OFF!!!!

	TAPE	DISK
ZAKSUND (ELITE)	\$21.20*	\$23.75*
DONKEY KING (MIX)	21.20*	23.75*
SHARK TREASURE (COMPUTERWARE)	18.65	22.90
SPACE SHUTTLE (MIX)	24.60*	
EL DIABLERO (COMPUTERWARE)	16.95	21.20
MEGAPEDA (COMPUTERWARE)	18.65	22.90

*32K PROGRAM

PLUS!!!

ALL OTHER TOM MIX, COMPUTERWARE AND PETROCCI PROGRAMS 15% OFF!!!!

ALL PRICKLY PEAR PROGRAMS 20% OFF!!!!

ALL MARK DATA PROGRAMS 20% OFF!!!!

(NOTE: LIMITED QUANTITIES ON SOME ITEMS)

UTILITIES AND BUSINESS APPLICATIONS 15% OFF!!!!

THE NELSON SUPER COLOR LIBRARY THESE ARE SOME OF THE MOST POWERFUL PROGRAMS AVAILABLE FOR THE COLOR COMPUTER. ALL ARE 64K COMPATIBLE! ALL EXCEPT SPELLER AND DISK ZAP HAVE 32x16 & 51, 64, 85x21 SCREENS. ONLY ARIZONA DISCOUNT SOFTWARE OFFERS THESE GREAT PROGRAMS AT A DISCOUNT!!!!

	TAPE	ROMPK	DISK
SUPER COLOR WRITER 3.0	\$59.45	\$76.45	\$84.95
SUPER COLOR MAILER	33.95	N/A	50.95
SUPER COLOR CALC	N/A	76.45	84.95
SUPER COLOR DISK-ZAP	N/A	N/A	42.45
SUPER COLOR TERMINAL	42.50	50.95	59.45
SUPER COLOR SPELLER	N/A	N/A	59.45
SUPER COLOR DATABASE	N/A	N/A	67.95

THE ENTIRE SUPER COLOR LIBRARY (DISK ONLY) SAVE 20% OVER LIST 423.75

	TAPE	DISK
TELEWRITER 64 (COGNITEC)	\$42.45	\$50.95
TOOLKIT (ARIZIN)	25.45	

FRANK HOGG LABS 10% OFF

FLEX	89.00
FLEX & D/BASIC PKG	117.00
D/BASIC	36.00

HARDWARE VALUES!!!!

LIKE OUR SOFTWARE VALUES, ARIZONA DISCOUNT SOFTWARE ALWAYS DISCOUNTS HARDWARE. LOOK AT THESE BARGAINS!!!!

64K RAM CHIP SET	49.95
R/S DISK INTERFACE	149.95
DRIVE O FOR THE COCO	
(Tandon Drive and R/S Interface—Save \$175 over R/S)	424.95
MARK DATA PROFESSIONAL KEYBOARD	59.95
"F" BOARD AND TDP VERSION	64.95
LCA 47 LOWER CASE ADAPTER	69.95
COCO SWITCH (RS-232 SWITCH -3 WAY)	24.95

AZDS PRESENTS "THE WORKS"

64 K COLOR COMPUTER	DISK DRIVE 0 (TANDON DRIVE)
MARK DATA PRO KEYBOARD	LOWER CASE ADAPTER

★ ★ ★ \$999.95 ★ ★ ★

DRIVE CABLES

	ONE DRIVE	TWO DRIVES	FOUR DRIVES
Gold Contacts	24.95	34.95	44.95
Standard Contacts	19.95	24.95	34.95

TO ORDER

ADD \$2.00 POSTAGE AND HANDLING, \$1.50 C.O.D.
ARIZONA RESIDENTS ADD 5% SALES TAX.

Send Check or Money Order. (Checks take 2 weeks to clear) To:

ARIZONA DISCOUNT SOFTWARE

1110 S. ALMA SCHOOL SUITE 5-159
MESA, AZ 85202
PHONE (602) 231-0080
COMPU SERVE I.D.# 71715,2001

```
"C4BM5,187R"+I$: PLAY"02;3;8;8;3
;11;12;12"
```

```
170 I$=INKEY$: IF I$="" THEN 230
180 DX=0:DY=0:IF I$=L$ THEN DX=-
1 ELSE IF I$=R$ THEN DX=+1 ELSE
IF I$=U$ THEN DY=-1 ELSE IF I$=D
$ THEN DY=+1 ELSE IF I$="" THEN
280190 X=X+DX*16: Y=Y+DY*8
```

```
200 IF X<15 THEN X=15:SOUND 10,1
:GOTO 230 ELSE IF X>239 THEN X=2
39:SOUND 20,1:GOTO 230
```

```
210 IF Y<9 THEN Y=9:SOUND 10,1:G
OTO 230 ELSE IF Y>177 THEN Y=177
:SOUND 20,1:GOTO 230
```

```
220 PLAY"04L250;5":DRAW"BM"+STR$
(X-DX*16)+", "+STR$(Y-DY*8)+E$(DX
*2+DY+2)
```

```
230 IF RND(5)<>1 THEN 270 ELSE I
=RND(EP):L=X0(I):M=Y0(I): I$="BM
"+STR$(L)+", "+STR$(M): DRAW"C3XI
$;XEN$;"
```

```
240 IF RND(2)=1 THEN J=SGN(X-L):
K=0 ELSE J=0:K=SGN(Y-M)
```

```
250 DRAW"XI$;C2M"+STR$(L+J*16)+
", "+STR$(M+K*8)+"XEN$;"
```

```
260 X0(I)=L+J*16: Y0(I)=M+K*8
```

```
270 IF TIME<0 THEN 320 ELSE TIME
=TIME-0.3:DRAW"C3BM"+STR$(INT(TI
ME*2+5))+", 185D2":GOTO 170
```

```
280 PLAY"02L255T255;1;3;8;7;2;2;
2;3":PAINT(HX(0),HY(0)+1),4,2:FO
RI=1TO LEVEL:IF PPOINT(HX(I),HY(
I)+1)<>4THENDRAW"BM"+STR$(HX(I))
+", "+STR$(HY(I)):FORJ=1TO27+2*LE
:PLAY"05V31;1;3;8;8;12":DRAW"C4X
S$;":PLAY"04;12;10;6;6;3;1":DRAW
"C1XS$;":NEXTJ:GOTO320
```

```
290 NEXT I:FOR I=3 TO 5:PLAY"L24
00"+STR$(I)+";3;6;8;9":PAINT(HX(
0),HY(0)+1),1,2:PLAY"9;4;6;2;1":
PAINT(HX(0),HY(0)+1),4,2:NEXT I:
PLAY"T4L802;1;P32;1L4P32;1;4L8;8
P32;8;10P32;10L4;8;L2;3": PTS=PT
S+INT(TIME):LEVEL=LEVEL+1:GOTO11
0
```


```
300 R$=S$+"BR16":L$=S$+"BL16":U$
=S$+"BU8":D$=S$+"BD8": I=14:DRAW
"C2BM15,9"+MID$(R0$,5)+"XS$;":PL
AY"L255V2503;5;8;6;4;4;1"
```

```
310 PLAY"1;1;2;8;2":DRAW LEFT$(D
0$, (I+7)*4+1)+"XS$;":PLAY"3;10;4
":IF I=0 THEN RETURN ELSE DRAW L
EFT$(L0$, I*4+1)+"XS$;":PLAY"5;12
;6":DRAW LEFT$(U0$, (I+6)*4+1)+"X
S$;":PLAY"7;04;4;03;9":DRAWLEFT$
(R0$, (I-1)*4+1)+"XS$;": I=I-2:GOT
O 310
```

```
320 CLS:PRINT@230,"TOTAL POINTS
="PTS:PRINT@416:END
```

THE GREATEST SOFTWARE DEAL ON EARTH

Radio Shack
Color Computer
TDP
System 100



Tame your computer without breaking your wallet's spirit! Quality programs on tape for the price of peanuts!

A subscription to **Chromasette Magazine** consists of 6 to 8 ready-to-load useful, practical, and fun programs delivered by First Class Mail every month. Programs like Curve Fit, Diggem, Graph Text, List Mod, Robot Run, House Adventure, and Keep Text.

Treat yourself to a great show — get a subscription to **Chromasette Magazine**. Or catch a single act and try a back issue. You'll be delighted by the tricks your computer will do!

The Bottom Line:

1 year (12 issues) \$50.00
6 months
(6 issues) \$30.00
Single Copies \$ 6.00

Calif. residents add 6% to single copies.

North America — First Class postage included.

Overseas — add \$10 to subscriptions and \$1 to single copies. Sent AO rate.


The Fine Print:

All issues from July 1981 available — ask for list. Programs are for the Extended BASIC model and occasionally for disks.



Chromasette MAGAZINE

P.O. Box 1087 Santa Barbara, CA 93102 (805) 963-1066 MasterCard/Visa



A Musical Scale Generator

By Bob Delbourgo

The books and manuals on Color BASIC give instructions on how to produce a tone T of given length L through the command

SOUND T,L.

For instance, middle C (octave 03) has tone value T=89; the octave above (04) has a C note with T=176 and a further octave up (05) the T value is 218. Similarly for other notes and other octaves. One recognizes a steady upward progression in T as the notes get higher but to find out what T-value corresponds to a particular note one is forced to consult the manual. In fact the T-values associated with the various notes have an element of mystery about them. I shall try to dispel it.

Musicians with even a rudimentary scientific training will tell you that a note has a precise pitch, or frequency N (in cycles per second). For example, middle C has N=256. Each time that you go up an octave you double the frequency, N to 2*N, and conversely each time that you go down an octave you halve the frequency. There is obviously some relation between the frequency N and the tone T. You can get a fair idea of that by plotting N against T—the graph shows a steady and ever-steeper climb as T approaches the magic value of 256. If the N - T relation can be quantified, then a whole new range of musical possibilities is open to you.

I have found that a reasonably accurate formula is provided by

$$T = \text{INT}(259.4 - 41516 / (N - 11))$$

as you may perhaps agree by glancing at the following table. (A more accurate formula, especially nearer the low frequency end, is no doubt possible, but it would involve more complicated algebraic expressions. You are welcome to try improving mine.)

OCTAVE	NOTE	FREQUENCY N	T (by formula)	T (in manual)
02	G	192	30	32
03	C	256	89	89
03	G	384	148	147
04	C	512	176	176
04	G	767	204	204
05	C	1024	218	218
05	G	1534	232	232
06	C	2048	239	239

Since T must lie between one and 255, you must restrict the N to the range 172 to 12200, otherwise the formula will cause ncy an ?FC ERROR.

Why bother with any of this? *Because musical scales are based upon exact frequency ratios.* The major scale uses notes in the following proportion:

1 : 9/8 : 5/4 : 4/3 : 3/2 : 5/3 : 15/8 : 2
Do Re Mi Fa So La Ti Do

whereas the minor scale has instead the ratios:

1 : 9/8 : 6/5 : 27/20 : 3/2 : 8/5 : 15/8 : 2

The beauty of the formula is that you can generate a scale starting from any pitch (even from an unconventional note) without needing to consult the manual all the time and having to smarten up on musical theory into the bargain! Apart from the Color BASIC limitation on the length L of the note and the restriction to N>171, I think that the formula competes favorably with the *PLAY* command of Extended Color BASIC.

The twelve chromatic semitones are easily obtained by multiplying successive notes by the (equal temperament) factor 1.0595. See how simple is the Listing which produces

the chromatic scale:

```
1 N=256:GOSUB2:FOR K=1TO11:N=1.0595*N:GOSUB2
:NEXTK:GOTO1
2 T=INT(259.4-41516/(N-11)):SOUND T,2:RETURN
```

It is surely easier and more economical than writing a host of *SOUND* statements. Maybe you will be more impressed if you let **K** run from 1 to 35 in Line 1, when you go through three octaves chromatically!

More interesting musical phrases are now within your grasp. For instance, a sequence of arpeggios is generated in the next Listing:

```
1 M=192
2 N=2*M:GOSUB5:N=3*M/2:GOSUB5:N=5*M/4:
GOSUB5:N=M:GOSUB5
3 FORU=1TO100:NEXTU:M=1.0595*M:IFM>1024
THENM=192
4 GOTO2
5 T=INT(259.4-41516/(N-11)):SOUND T,1:RETURN
```

You simply cannot achieve the same effect *directly* in the sound statement, either by incrementing with a fixed number or by multiplying with some number—indeed, those sound procedures are decidedly harsh on the ear though they are often used for want of anything better. Now, I hope I have offered you something better.

Musically knowledgeable readers ought to be able to adapt my formula to serve up richer musical fare than I have done. And why not also build up other sets of scales (oriental, arabic,...) where the frequency ratios are different from the Western major and minor scales?



Back Issue Availability

Back copies of many issues of *the RAINBOW* are still available.

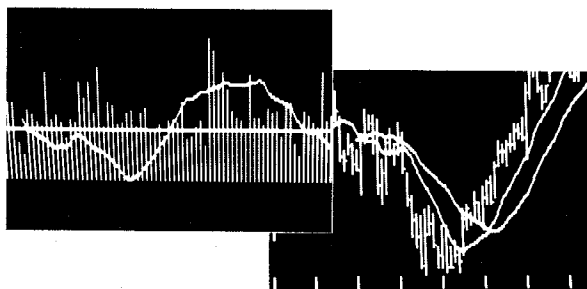
All back issues sell for the single issue cover price—which is \$2 for copies of Volume I, Numbers 1-8 (through February, 1982), \$2.50 for Volume I, Numbers 9, 10 and 12 (through June except May, 1982) and \$2.95 for those issues thereafter. In addition, there is a \$3.50 charge *per order* for postage and handling if sent by United Parcel Service and \$6 for orders sent U.S. Mail. UPS *will not* deliver to a post office box or to another country. This charge applies whether you want one back issue or all of them.

Most back issues are available on white paper in a reprint form. Issues out of print include May, July, August, September, October, November, and December, 1982 and January, February, 1983. VISA, MasterCard and American Express accepted. Kentucky residents please add 5 percent state sales tax.

Due to heavy demand, we suggest you order back issues you want now while supplies last.

In addition, copies of the cover *only* of the July, 1982, Anniversary Issue are available separately for \$1 each, plus 50 cents shipping and handling. These are suitable for framing.

MTS MARKET CHARTER MTS LOG MTS DATA NETWORK



PROFESSIONAL LEVEL INVESTMENT TOOLS NOW AVAILABLE FOR THE COLOR COMPUTER. POWERFUL TECHNICAL ANALYSIS FUNCTIONS INCLUDING MULTIPLE VARIABLE MOVING AVERAGES, RATE OF CHANGE, OSCILLATORS, ETC. PLUS AUTOMATIC DAILY UPDATING OF PRICE AND VOLUME FILES VIA MODEM UTILIZING LOCAL AREA PHONE NUMBERS.

SYSTEM COLOR COMPUTER 32K*
REQUIREMENTS: 1 DISK DRIVE
PRINTER (Optional)
HAYES SMARTMODEM
(Required For Auto Price Updating)


PRICE: MTS MARKET CHARTER—\$95.00
MTS LOG & DATA NETWORK—\$25.00 Per Month
PRODUCT MANUAL—\$25.00 If Purchased Separately

Send Order Or Inquiry To:



MTS
Market Timing Software, Inc.
6912 N. Sheridan Rd.
Chicago, IL 60626

*ALSO AVAILABLE FOR TRS 80 MOD III, II, 12 AND 16; IBM-PC, APPLE II PLUS, ETC.



Rainbug Redux

Part two of a four-part series on our new machine language monitor being developed by the author, *Rainbow* Technical Editor, Dan Downard. Our apologies to John Updike for this month's title

I hope by this time most of you have experimented with the memory examine function described in the first part of this series. This month we will add a command handler and a utility to calculate relative offsets to the *Rainbug* monitor. First, we will cover two of the fundamental ideas of machine language programming, registers and addressing. Next month we will cover the different types of machine instructions, or op-codes, that are available, as well as add more commands to our monitor. As we mentioned before some supplementary material will be necessary as we are only providing an overview of machine language programming. The best way I have found to become familiar with op-codes, etc., is by experimentation.

Registers

The 6809 contains internal memory locations called registers. There are nine registers for the programmer's use. They can be categorized into six areas; Index Registers, Stack Pointers, Program Counter, Accumulators, Condition Code and the Direct Page Register.

Index Registers (X,Y)

These two 16 bit registers normally contain address information for use during indexed addressing mentioned later in this article. They can also be used for counting or any time a 16-bit value is necessary during arithmetic operations.

Stack Pointers (S,U)

These two 16 bit registers contain information that is necessary to be temporarily stored during program execution, such as the return address during execution of a subroutine. The S Register is called the Hardware Stack Pointer as it is automatically used by the processor to store this information and, by the way, set to a specific location by BASIC. The U Register can be programmed by the user and can also be used as an Index Register.

Program Counter (PC)

The program counter is a 16 bit register that stores the address of the next instruction to be executed.

Accumulators (A,B,D)

The accumulators A and B are general purpose 8 bit registers for arithmetic and general purpose use. A and B can be combined to form a 16 bit D register.

Direct Page (DP)

This 8 bit register is used for direct addressing mentioned later. It is used as the 8 most significant bits of a 16 bit address.

Condition Code (CC)

Each of the 8 bits in this register is used to indicate the result of a previous operation, enable operations or indicate status.

Addressing

There are usually two types of information essential to the operation of a microprocessor, addresses and data. An address consists of 16 bits of binary information generated by the processor. Some elementary math will produce the fact that with 16 bits of binary information we can address 2 raised to the 16th power or 65,536 bytes of memory. Hence, we refer to the maximum addressable memory as 64K. Data consists of the 8 bits, or byte, of information contained in memory at any discrete address. The 16 bits of address and 8 bits of data are most commonly called the "Address Bus" and "Data Bus." Previously we mentioned that the microprocessor starts at a certain address and examines the data at that location. This data is interpreted by the microprocessor and this particular instruction is executed. Op-codes can be divided into several different categories, one important distinction being the type of addressing mode specified. Following are the different types of addressing modes available on the 6809 processor used in the TRS-80C.

Inherent Addressing

The instruction is self-contained. Only one byte of information is necessary to specify the operation to be performed. An example would be ABX or add Register B to Register X. The corresponding op-code for this mnemonic is 3A.

Immediate Addressing

The instruction consists of an op-code followed by an 8 or 16 bit data byte called the operand. The operand is a constant value. An example would be LDA #\$41 or load the immediate value \$41 into Register A. In the mnemonic language "#" is used to signify immediate addressing. Since we now have an op-code and an operand this particular instruction would appear in two consecutive memory locations as 86 41.

Extended Addressing

The operand contains an address, or two bytes, pointing to the data for the operation. LDA \$7000 would put the data at memory location \$7000 into the A-Register. Now, three consecutive memory locations should contain the op-codes B6 70 00.

Direct Addressing

Direct addressing is similar to extended addressing except the first byte, or the first two hexadecimal digits, of the operand are specified by the direct page register. Assuming the direct page register (DP) contains \$0, or zero, the instruction LDA <\$FF would load Register A with the data at memory location \$00FF. Note that the mnemonic symbol for direct addressing is "<."

Indexed Addressing—Constant Offset

In this mode of addressing, one of the 16 bit registers is used as a reference operand for the operation. The value of the X, Y, U or S Register is the effective memory location of the data. A 5-bit, 8-bit, or 16-bit offset may be specified in addition. An example would be LDA 2,X. Assuming the value of the X-Register was \$2000, this instruction would load the data at memory location \$2000 plus 2, or \$2002, into Register A. This type of operation requires an op-code and a postbyte. Since one of the functions of *Rainbug* will be the calculation of the postbyte we will not elaborate at this time, but be patient. For the particular example given, the machine code would appear as A6 02.

Indexed Addressing—Accumulator Offset

The contents of the specified register are added to the value of the specified accumulator (A, B or D) using a twos complement to form the effective address of the data. Assuming Register A contained \$02 and Register X contained \$2000, the execution of a LDA A,X instruction would load Register A with the data in memory location \$2002. The op-code and postbyte for this particular instruction would be A6 86.

Autoincrement/Decrement

This form of indexed addressing is essentially the same as constant offset except the specified register is either incremented or decremented depending on the operation. In the autoincrement mode the value of the effective address is incremented after the operation is performed. In the autodecrement mode the value of the effective address is decremented before the operation. Here, the effective address refers to a 16 bit register such as X or Y without an offset. The register can be incremented/decremented by one or two and is noted as LDA ,X+ or LDA ,X++ respectively. The mnemonic LDA ,X+ would have a corresponding op-code and postbyte of A6 80. The "+" or "-" specify the mode of operation.

Program Counter Relative

The Program Counter Register (PC) can also be used for indexed addressing. An offset of 8 or 16 bits can be added to form an effective address relative to the value of the current program counter. It is exactly the same as extended addressing and the mnemonic would appear as LDA \$2000,PCR. This instruction would load the data at memory location \$2000 into the A Register. Why not use extended addressing? Well, in this particular example it doesn't matter but one of the strong points of the 6809 is the ability to use position independent code or PIC. Program counter relative addressing allows us to specify an address relative to the

location of the instruction, thus allowing us to write programs that will execute no matter where they are located in memory.

Indirect Addressing

In this mode of addressing the operand contains the address of the data. For example, the operation LDA [\$A000] would instruct the processor to load Register A with the data at the address located at \$A000. Confused?. If \$A000 contained the two bytes \$1234, Register A would be loaded with the data at address \$1234.

Branch Relative

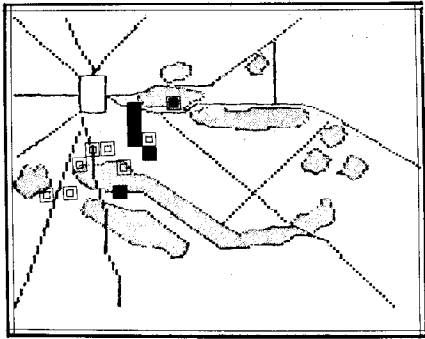
This type of addressing is used when conditional tests are made throughout the program to determine further operations. If the condition is satisfied, the program counter value will be incremented by a value called an offset. Usually tests are performed on the Condition Codes Register (CC) and a decision is made as to the next step in the program.

Since at the time the instruction is executed the program counter is pointing to the next instruction, the value of the postbyte is calculated using the address of the next instruction as the beginning address and the destination as the end address. Again, don't worry about calculating the offset value since *Rainbug* will calculate it for you. An example of relative addressing in mnemonic form would be BCC \$2000 where if the carry bit of CC was zero, the program counter would move to address \$2000. Relative addressing has two forms of op-codes and mnemonics depending on whether an 8 or 16 bit offset is necessary. With an 8 bit offset using twos complement arithmetic, the program counter can only be incremented by 128 or decremented by 127. If a longer

BATTLE of GETTYSBURG
A Strategy Game
for mature Players

STOP REBEL INVADERS
OR DIE!

16K ext.
joystick



cassette
\$20.95

SOFTWRIDE
P. O. Box 3504
Austin, Texas: 78764
(512)-444-6135

branch is necessary a "Long Branch" is necessary and in the previous example would be noted as LBCC \$2000.

Rainbug

This month the listing for *Rainbug* contains all of the necessary housekeeping software to initialize the monitor and give you a "#" on the screen to indicate that it's ready for a command. After displaying the prompt, it compares the command you type in the form of a single letter to the list of available commands and moves the program counter to that location for execution. Two new commands are implemented, W-Window and O-Relative offset calculation.

W-WINDOW W XXXX

This command sets the value of W to the value XXXX. This value may be used when entering expressions by simply entering W instead of the value.

O-OFFSET O XXXX YYYY

This command calculates the postbyte offset value for branch relative instructions where XXXX is the address of the current branch instruction and YYYY is the destination address. The resultant offset is printed on the next line and control is restored to the command mode.

Summary

Addressing is probably the most difficult feature of micro-processors to understand, but probably the most important from a programmer's view. By recognizing all of the available methods at your disposal, code can be minimized in length for a corresponding maximum efficiency. As we men-

tioned several times before, this article only presents an overview of machine language programming, but with the information in this month's installment, see if you can follow a little bit of the machine code in *Rainbug* and figure out how it works.

See you next month!

The listing:


```

00100 #RAINBUG
00110 #DAN DOWNARD    REV 1
00111 #LINES 100-2100 APPEARED
00112 #IN PART 1 OF THIS SERIES
3000    00120            DRG    $3000
         3006    00130 CMDBAD EQU    CMEM2
         008C    00140 SKIP2 EQU    $8C
         A000    00150 POLCAT EQU    $A000
         A002    00160 CHROUT EQU    $A002
                 02105 #COLD START
319E 30 8D 0015 02150 RESET LEAX MONTR,PCR
31A2 9F 9D       02160            STX    $9D
31A4 20 11       02170            BRA    MONTR
                 02175 #ERROR MESSAGE
31A6    3F04    02180 ERRMSG FDB    $3F04
31A8 30 8C FB    02190 ERROR LEAX ERRMSG,PCR
31AB 8D D9       02200            BSR    PDATA
31AD 20 1C       02210            BRA    CMD
                 02215 #MONITOR PROMPT
31AF    52       02220 SIGNON FCC    /RAINBUG/

```

BE A DOT-PAINTER


WHAT IS DOT-PAINTING?
Putting the highest resolution screen on your Color Computer or TDP-100 to work.! DRAW the FINEST ART possible..with ease!
NEW.....\$19.95



STOP THE MERZOIDS!

the STAR PILOT game

Use your Lasers or Space Torpedoes to destroy the Merzoid enemy, but don't forget to set your shield levels or repair damage. Lose computer control and drift into a black hole! Lose Life-Support & DIE.



BEST 'TREK' GAME as reviewed in Oct.82 RAINBOW..... \$ 19.95

WE PAY SHIPPING - OHIO RES. INCLUDE SALES TAX

SAVE THE PRINCESS

FROM THE EVIL TROLL..!
Surely, in all the wide kingdom, a brave knight will leap forward and brave the maze of halls avoiding the magic and other perils to escape with money, love & life.
disk or tape same price ONLY.....\$24.95
(For 32K systems)



GREAT DUNGEON MAZE

WATCH THIS SPACE

→ ◻ ←

For an all disk, super-graphic
SPY - ADVENTURE

COMING SOON - To a computer in your very own home !

M & S SOFTWARE #1 Sunset Drive
Lodi, OH 44254

	41				
	49				
	4E				
	42				
	55				
	47				
31B6	04	02230	FCB	#04	
		02235	*WARM START		
31B7 1A	00	02240	MONTR	ORCC	##80
31B9 34	7F	02250	PSHS	U,Y,X,DP,B,A,CC	
31BB 06	20	02260	LDA	##20	
31BD 07	319B	02270	STA	DELIM	
31C0 30	0C EC	02280	LEAX	SIGNON,PCR	
31C3 0D	C1	02290	BSR	PDATA	
31C5 0D	0C	02295	BSR	PCRLF	
31C7 10FF	3261	02300	STS	PSTACK	
		02305	*COMMAND LOOP		
31CB 10FE	3261	02310	CMD	LDS	PSTACK
31CF 4F		02320		CLRA	
31D0 5F		02330		CLRB	
31D1 FD	3199	02340		STD	NUMBER
31D4 06	23	02350		LDA	##23
31D6 0D	A2	02360		BSR	OUTCH
31D8 17	FF5D	02370		LBSR	READ
31DB 30	0D FE82	02380		LEAX	CMPADP,PCR
31DF 01	2F	02390		CMPA	##2F
31E1 27	1D	02400		BEQ	CMDXQT
31E3 1F	09	02410		TFR	A,B
31E5 0D	03	02420		BSR	SPACE
31E7 30	0D 001A	02430		LEAX	CMDTBL,PCR
31EB 06	10	02440		LDA	##10
		02445	*LOOK FOR COMMAND		
31ED E1	04	02450	CMD1	CMPB	,X
31EF 27	07	02460		BEQ	CMD2
31F1 30	03	02470		LEAX	3,X
31F3 4A		02480		DECA	
31F4 26	F7	02490		BNE	CMD1
31F6 20	B0	02500		BRA	ERRDR
		02505	*GO TO COMMAND		
31F8 30	01	02510	CMD2	LEAX	1,X
31FA EC	04	02520		LDD	,X
31FC AD	08	02530		JSR	D,X
31FE 20	CB	02535		BRA	CMD
		02537	*QUICK MEM COMMAND		
3200 AD	00	02540	CMDXQT	JSR	0,X
3202 16	FFB2	02550		LBRA	MONTR
		02555	*TABLE OF COMMANDS		
	3205	02560	CMDTBL	EQU	*
3205	42	02570		FCC	/B/
3206	005D	02580		FDB	BKPT-*
3208	43	02590		FCC	/C/
3209	005B	02600		FDB	CALL-*
320B	44	02610		FCC	/D/
320C	0059	02620		FDB	DISK-*
320E	45	02630		FCC	/E/
320F	0057	02640		FDB	ENCDE-*
3211	47	02650		FCC	/G/
3212	0055	02660		FDB	GD-*
3214	4C	02670		FCC	/L/
3215	0053	02680		FDB	LOAD-*

APPRAISAL & FINANCIAL SOFTWARE

INCOME APPROACH PRINTOUT USING MORTGAGE-EQUITY CAPITALIZATION

It provides a report ready page, listing all significant details of the cap. rate construction, capitalization of the net income, rounding and comments, if any. Select any interest or yield rate, and terms within normal parameters. User friendly; just answer the questions as to rates, terms, net appreciation/depreciation, net income and out comes the Income Approach page. It takes so little time, you can do it over quickly if you wish to amend the computation. Printer required. Tapes \$85. Disk \$95.

COMPOUND INTEREST & ANNUITY TABLES, WITH LEASEHOLD AND SUBLEASEHOLD COMPUTATION PROGRAMS

Have the big book and more for your assistance at computer speed. Computes any rate, and terms within normal parameters. This alone is worth the price. The lease program is of inestimable value. User friendly and menu driven for ease of use. Printer desirable. Tape \$85. Disk \$95.

INVESTMENT ADVISOR PROGRAM

Provides practical usage of all six functions of compound interest: (1) What a fixed amount left at compound interest will grow to, (2) What a fixed amount deposited periodically will grow to, (3) The periodic deposit required to grow to a fixed amount by a future date, (4) What a fixed amount due in the future is worth today, (5) What a fixed periodic payment for a fixed period of time is worth today, (6) Fixed periodic payment required to repay a loan at compound interest. THESE COMPOUND FUNCTIONS ARE THE BASIC REQUIREMENTS TO COMPUTE MOST FINANCIAL PROBLEMS. Printer desirable. Tape \$85. Disk \$95.

FULL NARRATIVE APPRAISAL REPORT

Narrative type appraisal with required data for prompting, computations and editing. Three approaches. Expedited comparison technique. Ask for price.

IN EXTENDED BASIC FOR TRS80CC & TDY100

ORDERING: Include \$3. for shipping in U.S. & Canada; others \$6.00. Add \$2.00 for C.O.D. Texas Residents add 5% for sales tax. Mastercard & Visa. 713/780-4566 (9 to 5 C.T.) All programs prepared by M.A.I. with over 20 years experience. WINSTEAD CO., INC. Box 31489, Houston, TX 77231

COCOPRO

COCOSLOTS

"as well done computerized one-armed bandit as I can imagine".....JAN 1983 RAINBOW REVIEW.....

ONLY ----- \$12.00

REVERSI

OTHELLO "this is a very good show from COCOPRO".....DEC 1982 RAINBOW REVIEW.....

CHEAP ----- \$12.00

FULL SCREEN EDITOR

Use arrow-keys control for editing of basic programs. Much much more.

BARGAIN ----- \$15.00

COLOR DIRECTORY

This is the DIR command that you wish you had. Sorted DIR list with selection. Optional display to printer.

A MUST ----- \$12.00

EXPANDED DIRECTORY

Save up to 120 files on one diskette.

GOOD BUY ----- \$12.00

CASSETTE DIRECTORY

List program name, length, start, end and transfer address. Free with all orders if requested or send \$2.50 for program on cassette.

Above programs written in machine language for 16k. COCOSLOTS, REVERSI, CASSETTE DIRECTORY and FULL SCREEN EDITOR do not require EXTENDED BASIC!!! But are compatible with EXTENDED or DISK BASIC.

MASTER DIRECTORY

* Master listing by diskette number with description.
* Master listing of all your programs in either diskette or program sequence.
* Basic for easy customizing: fast mach lang sort
* Requires 32k with printer

BEST SELLER ----- \$20.00

*** FREE CATALOG ***

Send self addressed stamped envelope.

Send check or money-order to:

COCOPRO
P.O. BOX 37022
ST LOUIS, MO 63141




Postage paid on pre-paid orders in continental U.S..
MO residents add 5.625% sales tax.

3217	4D	02690	FCC	/M/
3218	FDEB	02700	FDB	CNEM-*
321A	40	02710	FCC	/e/
321B	004E	02720	FDB	PRINT-*
321D	4F	02730	FCC	/O/
321E	0017	02740	FDB	OFFS-*
3220	50	02750	FCC	/P/
3221	0049	02760	FDB	PUNCH-*
3223	52	02770	FCC	/R/
3224	0047	02780	FDB	REG-*
3226	53	02790	FCC	/S/
3227	0045	02800	FDB	STLEV-*
3229	54	02810	FCC	/T/
322A	0043	02820	FDB	TRACE-*
322C	56	02830	FCC	/V/
322D	0041	02840	FDB	VER-*
322F	57	02850	FCC	/W/
3230	FESC	02860	FDB	CWINDO-*
3232	58	02870	FCC	/X/
3233	002A	02880	FDB	EXIT-*
		02885	*OFFSET CALCULATION	
3235	17	FF07	02890	OFFS LBSR CDNUM
3238	1F	01	02900	TFR D,X
323A	17	FF02	02910	LBSR CDNUM
323D	30	01	02920	LEAX 1,X
323F	34	30	02930	PSHS Y,X
3241	A3	E4	02940	SUBD ,S
3243	ED	E4	02950	STD ,S
3245	30	01	02960	LEAX 1,X
3247	1D		02970	SEX
3248	A1	E4	02980	CMPA ,S
324A	26	03	02990	BNE COFND1
324C	17	FF19	03000	LBSR OUT2HS
324F	EE	E4	03010	COFND1 LDU ,S
3251	33	5F	03020	LEAU -1,U
3253	EF	04	03030	STU ,X
3255	17	FF0E	03040	LBSR OUT4HS
3258	17	FF28	03050	LBSR PCRLF
325B	35	96	03060	PULS PC,X,D
			03065	*RETURN TO BASIC
325D	6E	9F FFFE	03070	EXIT JMP [\$FFFE]
			03075	*VARIABLES
3261			03080	PSTACK RMB 2
			03085	*RTS FOR FUTURE
			03086	*COMMANDS
3263	39		03090	BKPT RTS
3264	39		03100	CALL RTS
3265	39		03110	DISK RTS
3266	39		03120	ENCDE RTS
3267	39		03130	GO RTS
3268	39		03140	LOAD RTS
3269	39		03150	PRINT RTS
326A	39		03160	PUNCH RTS
326B	39		03170	REG RTS
326C	39		03180	STLEV RTS
326D	39		03190	TRACE RTS
326E	39		03200	VER RTS
		0000	03210	END

00000 TOTAL ERRORS

INTERNATIONAL COLOR COMPUTER CLUB, INC



Main Office

2101 E. Main St., Henderson, Texas 75652

Canadian Branch

96 Carleton Dr. Saskatoon, Saskatchewan S7H-3N6

WORLD'S LARGEST COLOR COMPUTER CLUB

HERE ARE SOME GOOD REASONS FOR JOINING

- 1). **FREE PROGRAMS.** Good programs written by our members are contained in the library, in the newsletter, and on the new member tape.
- 2). **NEWSLETTER.** A "magazine" sized newsletter (last issue 80 pages), with programs, tips data, reviews, articles and much more.
- 3). **NEWSLETTER Tape** A tape of all the programs appearing in the newsletter is available from the library for \$2.00 (to members)
- 4). **CLUB LIBRARY.** The club maintains a library of programs, books and Radio Shack ROM-packs. The programs are member written and are yours to keep, there is a small fee to cover postage and tape (\$2.). The books and ROMpacks may be checked out for 3 weeks at a time. (extencions possible)
- 5). **DISCOUNTS.** get large discounts on many software and hardware items for CoCo from some of the MAJOR companies. Also discounts on subscriptions to the RAINBOW, CCN and Chromasette magazines.
- 6). **ADVERTISE FREE** Members may place ads of up to ¼ page per issue in the newsletter **FREE.** (The ad must be computer related)
- 7). **BORROW PARTS.** Don't wait weeks for the parts to come in from Radio Shack! Just check them out of the Clubs Parts library and return when yours arrive.
- 8). **SURPRISE.** You receive a "New member" package containing many useful items.
- 9). **GET HELP.** This is the worlds largest Color Computer Club. With members in almost every field of expertise. So if you have a problem with the Color Computer, we can almost always get you the answer. Put your problem on the Clubs Bulletin Board, write, or call.
- 10). **FIND FRIENDS** As a new member, you will receive a list of the members in your area whom you may contact for CoCo talk.

HOW TO BECOME A MEMBER:

Write to the club for an application, there are no conditions for membership other than agreeing to obey the rules, being interested and paying the dues. The membership dues are \$30.00 per year and we believe you get more than your moneys worth. You can save more than the \$30.00 in discounts the club offers you. Example: Subscription to the RAINBOW, 25% off of regular subscription rates. Some members have told me that the new member tape alone is worth the \$ 30. it contains 10, very good programs. Some of the programs contained in the library are, Accounts Receiveable, General ledger, Inventory, Sales file and ticket program with automatic Inventory update (for 32 K with 2 disc.)



CORRECTIONS

A short listing was omitted from Melvin Hefter's article, "Learning To Live With A One Disk System" (April 1983). Mr. Hefter says, "I generally use the *VERIFY ON* command so that I know when I have a problem as soon as possible. The program I use for duplicating and restoring the needed directory information is a simple one that I run in a few seconds whenever I add a file to my disk or make any significant changes. A *RUN* command duplicates the information. When I have a problem and the *DIR* command results in an I/O error, a *RUN 100* command will restore the directory to its configuration during the last run of this program. If the *DIR* works OK, do not use this recovery procedure. Just accept the loss of one file. I keep a copy of this program on each of my disks so that it is easily available for running and always conveniently available when I have a problem."

The listing:

```
10 DIR 'RUN TO BACKUP DIRECTORY
20 CLEAR400
30 DSKI* 0,17,2,A*,B*
40 DSKO* 0,17,1,A*,B*
50 FOR I= 3 TO 9
60 DSKI* 0,17,1,A*,B*
70 DSKO* 0,17,1+9,A*,B*
```

```
80 NEXT I
90 END
100 CLEAR400 'RUN 100 TO RECOVER
110 DSKI* 0,17,1,A*,B*
120 DSKO* 0,17,2,A*,B*
130 FOR I=3 TO 9
140 DSKI* 0,17,1+9,A*,B*
150 DSKO* 0,17,1,A*,B*
160 NEXT I
```

Gremlins were hard at work on our March program, *Power of Attorney*. You can exorcise the little devils with the following line changes. **First you need to eliminate lines 33448, 627 and 2010** by typing in the line numbers and entering the vacant lines. Do not use the *EDIT* mode for making any corrections in this program. **Next, ENTER** the correct lines as follows:

```
60 PRINT "FOR GENERAL APPLICATION"
115 PRINT "ALIGN PAPER"
645 PRINT "STATE OF COMMISSION"
680 CLS: PRINT "PRINTING, PLEASE STAND BY."
755 PRINT #-2, ""
925 INPUT RG$
1360 PRINT #-2, "in his judgement deems advisable, but
not less than $";P;"."
2010 PRINT "HAS BEEN PRINTED. YOU MUST"
```

the RAINBOW's

SIMULATION CONTEST

Write a simulation program in the Rainbow's Simulation Contest. You will have the chance to win valuable prizes and to share your simulation with thousands of Color Computer, TDP-100 and Dragon-32 owners worldwide.

Your simulation can be about any subject—and can be either graphic or non-graphic. See examples of simulation programs printed in the Rainbow.

A few of the prizes already offered . . .

A New Epson FX-80 Printer, 4K Buffer and Cables (Value \$870)
A Disk Drive And Controller (Value \$470)

JARB Software
The Rainbow

Hardware Worth \$150
Software Worth \$75
Software Worth \$75
Any Program
Copy Of "Speak UP!"

Spectrum Projects
Tom Mix Software
Computer Island
Custom Software Engineering
Classical Computing Inc.

RULES: All programs must be original works, no "conversions." Entries must be postmarked by July 30 and become the property of Falsoft, Inc. publisher of *the Rainbow*. Decision of the judges is final. Duplicate prizes will be awarded in the case of ties. Winning programs to be featured in a special *Rainbow* Simulation issue. Mark entries "Simulation Contest Editor" and send to *the Rainbow*, P.O. Box 209, Prospect, KY 40059.

If you follow these instructions in the exact order they are given here, you should be rewarded with a working copy of the program.

To operate the *Fallout* program from our March issue, 16K systems will need a PCLEAR 2 before loading. Also, in order to merge the two parts of the program, you must change the following lines to the way they are listed here:

```
1000 PCLS;CLEAR100;GOSUB1110;SCREEN1,1
1750 PMODE0;PCLEAR4;PMODE4
1800 (delete this line entirely)
```

OOPS

Due to an error by *Rainbow*, the S & S Arcade Supplies ad in our April issue incorrectly listed the price of ZAXXON as \$32.95. The correct price is \$39.95. We regret any inconvenience this may have brought about.

Last month in our Pipeline column, we told you about a new bulletin board service called *CoCo's Nest*, run by Strictly Communications, Inc. If their I/O traffic hasn't picked up any, it could be because we forgot to include their phone numbers. Here they are: (212) 423-4623 — Data Line, and (212) 423-4626 - Voice Line.

IMPORTANT NOTICE ABOUT SUBSCRIPTIONS

This month's issue of *the Rainbow* carries a cover date of "June, 1983" although it is actually appearing at the time when you would normally receive your May issue. In addition, you **were not supposed** to have received an issue with the date of May on it.

The reason for this is simply a cosmetic one. We would prefer, and believe you would prefer, to have the June issue arrive in advance of June. By appearing to "skip" the May issue, you will get this, the June issue, before the month of June actually begins.

Your monthly issue of *the Rainbow* will arrive on or about the same time of the month as it always has. There will be no actual "break" in receipt of the issues themselves. The only effect of this change is that this issue has a cover date of "June" instead of "May."

If you are a subscriber, we have advanced the expiration date of your subscription by one month. Although we announced last month that this change would be evident on your mailing label this month, it actually was made last month. You will see by comparing your label on the March and April issues that the change was made.

So, you will not be "missing" an issue. There is no "May" issue of *the Rainbow* and, if you are a subscriber, your subscription expiration date has been advanced one month to reflect the new situation with our cover dates.

Rainbow On Tape subscribers have also had their subscription expiration dates advanced one month so that theirs will coincide with magazine expiration dates.



CANADIANS



P.O. BOX 513
LASALLE, QUE.
H8P 3J4

F & T SOFTWARE

INQUIRIES & ORDERS
CALL (514) 365-5392
BETWEEN 1 & 7 P.M.
(E.S.T.)

LOWEST PRICES IN CANADA — PROMPT DELIVERY — C.O.D. ACCEPTED — NOUS PARLONS FRANÇAIS

New Releases

ZAXXON \$55.00

Donkey King \$30.00

Limited quantities available.
Book now!

GAMES BY COMPUTERWARE

RAIL RUNNER	26.50
COLOR INVADERS	23.50
STARSHIP CHAMELEON	29.50
MAZERACE	23.50
DOODLE BUG	29.50
EL DIABLERO	23.50
STARSHIP CHAMELEON	29.50
COLOR PAC ATTACK	29.50

GAMES BY MARK DATA

CAVE HUNTER	29.50
BERSERK (EX HAYWIRE)	29.50
SPACE RAIDERS	29.50
ASTRO BLAST	29.50
BLACK SANCTUM	23.50
CALIXTO ISLAND	23.50

GAMES BY SPECTRAL

CC TELLO	18.00
GAME PAC III	18.00
PIRATES AHOY	12.00
DESERT GOLF	12.00
DEFENSE	26.00
PLANET INVASION	26.00
YAHTCC	12.00
GALAX ATTAX	26.00
KEYS OF THE WIZARD	23.95
SPACE WARS	26.00
SPACE INVADERS	26.00
GHOST GOBBLER	26.00
ROBOT BATTLE	26.00
TRILOGY	71.00
COSMIC SUPER BOWL	18.00
CROID	18.00
GRAPHIC ANIMATOR	12.00
GAME OF LIFE	18.00
COLOROUT	15.00
SPACE TRADERS	18.00
LASER COMMAND	14.00
SUB HUNT	18.00
ALCATRAZ II	15.00
LOTHAR'S LABYRINTH	12.00
BATTLEFLEET	18.00
GAME PAC I	18.00
GAME PAC II	12.00

UTILITIES

COLOR DIAGNOSTICS	21.50
COLOR MONITOR	29.50
COLOR ASSEMBLER	36.00
COLOR EDITOR	36.00
DISSASSEMBLER	18.00
BUGOUT (MONITOR)	24.00
MAGIC BOX	30.00
SOUNDSOURCE W/CABLE	30.00
SOUNDSOURCE	24.50
COMPUVOICE	54.00

PRICE IN
CANADIAN \$\$

BOOKS

COLOR COMPUTER GRAPHICS	16.70
COLOR COMPUTER SONGBOOK	13.50
55 MORE COLOR COMPUTER PROGRAMS FOR THE HOME, SCHOOL OR OFFICE	16.70
55 COLOR COMPUTER PROGRAMS FOR THE HOME	16.70
101 COLOR COMPUTER PROGRAMMING TIPS AND TRICKS	13.50
6809 ASSEMBLY LANG. PROGRAMMING	24.00
THE FACTS	22.00
6809 REFERENCE CARD	2.50

ORDERS: Quebec Residents Add 9% P.S.T.

Personal cheques and C.O.D.'s are Welcome — C.O.D.'s under \$100 pls add \$1.50 to cover postal charges.

No Additional Shipping Charges

CATALOGUES: For any of the following mail \$1.00
(Refundable on first order)

Color — Apple — Atari — TRS 80 I & III

FREE SHIPPING & HANDLING — FREE INSURANCE — NO HIDDEN CHARGES

RAINBOW Info

What's A CoCo

CoCo is an affectionate name which was first given to the TRS-80 Color Computer by its many fans, users and owners. As such, it is almost a generic term for three computers, all of which are very much alike.

When we use the term CoCo, we refer to the TRS-80 Color Computer, the TDP System-100 Computer and the Dragon-32 Computer. It is easier than using the three "given" names throughout *the Rainbow*.

In most cases, when a specific computer is mentioned, the application is for that specific computer. However, since the TDP System-100 and TRS-80 Color are, for all purposes, the same computer in a different case, these terms are almost always interchangeable.



The Rainbow Seal

The Rainbow Certification Seal is our way of helping you, the consumer. The purpose of the Seal is to certify to you that any product which carries the Seal has been physically seen by us and that it does, indeed, exist.

Manufacturers of products — hardware, software and firmware — are encouraged by us to submit their products to *the Rainbow* for certification. We ascertain that their products are, in actuality, what they purport to be and, upon such determination, award a Seal. This lets you know that we have seen the product and that it does, indeed, exist.

The Seal, however, is not a "guarantee of satisfaction." The certification process is different from the review process. You are encouraged to read our reviews to determine whether the product is right for your needs.

There is absolutely no relationship between advertising in *the Rainbow* and the certification process. Certification is open and available to any product pertaining to CoCo. A Seal will be awarded to any commercial product, regardless of whether the firm advertises or not.

We will appreciate knowing of instances of violation of Seal use.

Using Machine Language

Machine Language programs are one of the features of *the Rainbow*. There are a number of ways to "get" these programs into memory so that you can operate them.

The easiest way is by using an Editor-Assembler, a program you can purchase from a number of sources.

An editor-assembler allows you to enter mnemonics into your CoCo and then have the editor-assembler assemble them into specific instructions that are understood by the 6809 chip that controls your computer.

When you use an editor-assembler, all you have to do, essentially, is copy the relevant instructions from *the Rainbow's* listing into CoCo.

Another method of getting an assembly language listing into CoCo is called "hand assembly." As the name implies, you do the assembly by hand. This can *sometimes* cause problems when you have to set up an ORIGIN statement or an EQUATE. In short, you have to know something about assembly to hand assemble some programs.

Use the following program if you wish to hand assemble machine language listings:

```
10 CLEAR200,&H3F00:I=&H3F80
20 PRINT "ADDRESS:";HEX$(I);
30 INPUT "BYTE";B$
40 POKE I,VAL("&H"+B$)
50 I=I+1:GOTO 20
```

This program assumes you have a 16K CoCo. If you have 32K, change the &H3F00 in Line 10 to &H7F00.

Changing Issue Dates

We are "skipping" a cover issue date — but **not** an issue of *the Rainbow* — with this month's issue.

You may have noticed that this month's issue carries the cover date of "June, 1983" although the last *Rainbow* you received had a cover date of "April." No, you did not miss an issue — we just jumped a month in the cover dates so that your June *Rainbow* would arrive before June started, rather than in the middle or end of the month shown on the cover.

If you have a subscription, your subscription expiration date was advanced one month last month. (We said it would be this month, but we did it last month instead). You will still get a full 12 issues in your subscription.

The Rainbow Check

The small boxes which you see with programs in *the Rainbow* are our *RAINBOW CHECK* program, which is designed to help you type in programs accurately.

The check program will count the number of characters you type in. You can then compare the number the *RAINBOW CHECK* gives you to those printed in *the Rainbow*. On longer programs, some benchmark lines are given. When you reach the end of one of those lines with your typing, simply check to see if the numbers match.

To use the *RAINBOW CHECK*, type in the program, *CSAVE* it for future use, then type in the command *RUN* and press *ENTER*. Once the program has run, type *NEW* to remove it from that area into which you will be keying programs.

Now, whenever you press the down arrow, CoCo will give you the hexadecimal number of bytes in memory. This is to check against the numbers printed in *the Rainbow*. If your number is different, check the listing carefully to be sure you typed in the proper BASIC program code.

As the hexadecimal number appears in the upper-left corner of the monitor screen, you may want to clear the screen and press the spacebar five or six times to move the cursor out of the way for easy reading. The *RAINBOW CHECK* counts spaces, too, follow the spacing just as it appears in the magazine.

Here's the program:


```
10 CLS:IF PEEK(116)=127 THEN
X=32688 ELSE X=16304
20 CLEAR 25,X-1
30 IF PEEK(116)=127 THEN X=32688
ELSE X=16304
40 FOR Z=X TO X+77
50 READ Y:W=W+Y:PRINT Z,Y;W
60 POKE Z,Y:NEXT
70 IF W=5718 THEN 80 ELSE PRINT
"DATA ERROR":STOP
80 EXEC X:END
90 DATA 182, 1, 106, 167, 141, 0, 68
100 DATA 134, 126, 183, 1, 106, 190
110 DATA 1, 107, 175, 141, 0, 57, 48
120 DATA 141, 0, 4, 191, 1, 107, 57
130 DATA 129, 10, 38, 44, 52, 22, 220
140 DATA 27, 147, 25, 142, 4, 0, 141
150 DATA 6, 31, 152, 141, 2, 32, 25
160 DATA 52, 2, 68, 68, 68, 68
170 DATA 141, 4, 53, 2, 132
180 DATA 15, 129, 9, 46, 4, 139, 112
190 DATA 32, 2, 139, 55, 167, 128, 57
200 DATA 53,22,126,0,0
```


ADVERTISER'S INDEX

We encourage you to patronize our advertisers—all of whom support the TRS-80 Color and TDP System-100 computers. We will appreciate your mentioning the RAINBOW when you contact these firms.

Aardvark 80	215	Desert Software	243	Nanos Systems Corp.	221
Adventure International	42	Double Density Software	231	Nelson Software Systems	
All American Ultra-Light		DSL Computer Products	223	10, 11, 158, 159
Industry	216	Dugger's Growing Systems	49	New Salem Research	182
All Color Software	220	Dymax	150	Oelrich Publications	224
AMDEK Corp.	17	Dynamic Electronics	146	Oregon Color Computer	34
A. M. Hearn Software	254	Educational Programming		Owl's Nest Software	62
American Library & Info		Service	244	Owl-Ware	219
Services	235	Elite Software	33	Parsons Software	100
Anteco	19	Emerald Computer Service		PClear4 Co.	108
Arizin	65	190	PCLEAR 80	205
Arizona Discount Software	260	Endicott Software	61	Peacock Enterprises	214
Ark Royal Games	183	Erickson, B.	209, 233	Petrocci Freelance Associates	
Armadillo International	253	F & T	271	137
Aurora Software	196	Federal Hill Software	239	B.T. Pearce	222
B.C. Engineering	259	Freeland Engineering	195	Platinum Software	155
Basic Programs	53	Genesis Software	56	Prickly-Pear Software	
Basic Technology	173	Greentree Software	228	93, 119, 128
Bear Bones Software	105	Harmonycs	184	Prism Software	167
Bertamax	63	Hawg Wild	86	The Program Store	15
Better Software	12	Hawkes Research Services	176	The Programmer's Guild	245
B5 Software	133	HIB Software	180	The Programmer's Institute	
Botek Instruments	142	Frank Hogg Laboratory		89
Bruck Associates	230	35, 36, 37	PXE Computing	77
Bumblebee Software	211	Home Base Systems	57	Pyramid Distributors	29, 104
Calc-Soft	118	HYCOMP Software	31	Q-Soft	112
Cer-Comp	23	Hyperion	160	Quasar Animations	101
Chattanooga Choo-Choo		Illustrated Memory Banks	67	Radio Shack	25
Software	256	Ilume Design	213	Rainbow Connection Software	
Chris Computers	78	Intellectronics	115	43
Chroma Systems	32	Inter+Action	79, 117	Rainbow On Tape	80
Chromasette	261	Intercept Enterprises	191	Real Software	120
Circle City Software	106	International Color Computer		REM Industries	18
Classical Computing	16, 206	Club	269	S & S Arcade	203
CoCo Data Enterprises	192	International Software	229	SDS Computers	162
CoCo Hut	226	Intracolor	151	SP Software	136
CoCo Pro	268	Intronics	233	Selected Software	187
CoCo Warehouse	13	JARB Software	179, 207	Shamrock Software	64
Cognitec	59	J&M	45	Shauntronics	99
Color Computer Weekly	232	J-NOR Industries	41	Shoehorn	72
Color Software Services		JPC	144	Snake Mountain Software	87
.....	47, 73, 139	JPS	152	Soft City	197
Color Soft Software	247	Kaleidoscopic Creations	92	Soft Sector Marketing	95
Colorware	26, 27	Kalglo Electronics	202	Software Factory	104
Comp-U-Kids	248	K&K Computerware	201	Software Shop	236
Compukit	238	KRT Software	172	Softwide	265
Computer Accessories		Land Systems	218	Soundworks Productions	77
of Arizona	193	Leader Sales Corporation	200	Southern Software Systems	242
Computer Dynamics	29	Liberty Hill Software	104	Spectral Associates	85, BC
The Computer House	111	Mark Data Products		Spectrum Projects	
Computer Island	185	165, 186, IBC	121, 122, 123, 125, 127, 129, 131	
Computer Plus	3	Market Timing	263	Speech Systems	163
Computer Shack		Marymac Industries	166	Star-Kits	171
.....	69, 70, 71	Med Systems Software	153	Hoyt Stearns Electronics	208
Computer Systems Center	141	Micro Catalog	234	Sugar Software	103
Computerware		Micro-80	214	Superior Graphic Software	113
.....	78, 96, 97, 157, 210, 227	Micrologic	114	Superior Oracle Software	134
Control Craft, Inc	51	Micronix	169	T & D Software	161
Creative Technical	145	Micro-Products Division	212	TASADA	188
Crimson Software	222	Micro Technical Products	154	Transformation Technologies	
Custom Software Engineering		The Micro Works	81	170
.....	107	Mr. R's Software	34	Transition Technology	241
Data-Comp	194	Tom Mix Software		Washington Computer	
Datacomp Computer Systems	66	74, 75, IFC	Services	135
Dataman	181	ML-US'R Software	50	Winstead Co., Inc.	267
Datasoft	9	Moreton Bay Laboratory		Word Merchant	88
Debug	237	178, 217	World Electronics	104
Delker Electronics	149, 177	Moses Engineering	143	York-10	225
Desert Press, Inc	126	M&S	266	Zeta Software	189

FAST, EFFICIENT
MACHINE LANGUAGE



NEW ARCADE GAMES

GLAXXONS / EL BANDITO / COSMIC CLONES / BUMPERS

ARCADE GAMES

HAYWIRE / ASTRO BLAST / CAVE HUNTER / SPACE RAIDERS
ARCADE GAMES, CASSETTES 24.95—REQUIRE 16K / DISC 29.95—REQUIRES 34K

ADVENTURE GAMES

CALIXICO ISLAND / THE BLACK SANCTUM
ADVENTURE GAME CASSETTES 19.95—REQUIRES 16K

BUY FROM YOUR FAVORITE DEALER OR DIRECT FROM


MARK DATA PRODUCTS

24001 ALICIA PKWY., NO. 226, MISSION VIEJO, CA 92691 • (714) 768-1551

We pay shipping on all orders in the continental U.S. and Canada. Overseas add \$3.00. California residents, please add 6% sales tax. We accept MasterCard and VISA. We are always looking for quality machine language programs. Contact us for details.

MD

Mark Data Products



Tension mounts as you lower your magic lance and maneuver your bird into position for the final run of the journey. Will Death Flyer, despised arch enemy, emerge victorious or will your attack be sure and strong, dismounting and grinding him into the island dust.

You concentrate on Death Flyer, the flags go down, and you're off! Your bird races faster and faster gaining speed for the flying leap between floating islands. Now comes the fatal decision!

Your magic lance dismounts your opponent into a ball of suspended life energy. If you're quick you can absorb him before he regains his shape.

But watch out for your deadliest enemy, **The Invincible Deadly Buzzard**, for its slightest touch will destroy you. At last, you win the day placing yourself in the most envied court position possible!

You are playing **LANCER**, the revolutionary new "JOUST" type game available from Spectral Associates.

by Rick LaMont

SPECTRAL ASSOCIATES MAKES THE BEST HI RES GRAPHICS GAMES FOR THE COLOR COMPUTER! TRY THE BEST YOUR MONEY CAN BUY:

**GHOST GOBBLER
PLANET INVASION
MS. GOBBLER
WHIRLYBIRD RUN
DONKEY KING**

COLOR COMPUTER

Quality Hardware and Software Support

TRS-80 • TDP SYSTEM 100 • DRAGON 32

For Orders Only

1-800-426-1830

except WA, AK, HI

We accept Visa, MASTERCARD, AMERICAN EXPRESS

All prices U.S. Funds. Add 3% for shipping, No C.O.D. WA residents add 7.8% sales tax.

Call or write for a complete catalog
Business Office and Information Call:

.....(206) 581-6938

Office open 8:30-4:30 P.S.T.

SPECTRAL ASSOCIATES

3416 S. 90th

Tacoma, WA 98409

DEALER INQUIRIES INVITED