

Serving the CoCo Community for


The

RAINBOW


12 YEARS

THE COLOR COMPUTER MONTHLY MAGAZINE
October 1992 Vol. XII No. 3

Canada \$4.95 U.S. \$3.95

Working with

Tools FOR OS-9

**Tips,
Traps,
and
Tricks**



TIM KIENTZLE

Playing the Odds

This is the first installment of a column directed toward intermediate programmers. As you gain experience and begin to tackle larger programming projects, there are a number of problems and issues you'll have to solve. My goal then is to discuss these issues, which often arise when writing larger, more complex programs. I also hope to point out some common strategies for dealing with problems.

Although much of the discussion in this column will tend to be aimed at programmers working with C or assembly language, the same issues arise in BASIC and many other languages. Hopefully the techniques presented here will be useful to you as well. In addition, beginning and advanced users should find food for thought here.

To start, let's take a look at a topic that many people programming in BASIC and C take for granted (and that many assembly-language programmers consider quite mysterious): random numbers. As it turns out, generating random numbers need not be mysterious at all. But it should be taken seriously.

What are Random Numbers?

The longer you think about the subject

of random numbers, the more complex it becomes. Let's clarify what we mean by random numbers. It should be apparent that no computer program can generate truly random numbers, since anyone who knows the method being used can (at least in theory) predict the exact sequence of "random" numbers. For this reason, we should really be referring to such numbers as *pseudo-random numbers*.

It should also be apparent that the random properties we want are actually properties of the sequence of numbers, not of any one number itself. So when we attempt to generate "good" pseudo-random numbers, we should think of a list of consecutive numbers produced by our method, and consider properties this list of numbers should have. Some of these include:

- ☛ Uniform Distribution — this is really just a fancy way of saying that no number should appear much more often than any other (i.e., the list shouldn't be "loaded").
- ☛ Long Cycle — it isn't hard to prove that any reasonable method will eventually repeat itself. Ideally, this should only happen after a very long time.
- ☛ Uncorrelated — this means that there should be no apparent connection between one number and the next. As an example, if our pseudo-random number generator just returns 1, 2, 3, 4, etc., then it does satisfy our first two conditions but still can't be considered very random.

The last of these three requirements is by far the most technical, requiring a strong knowledge of statistics to analyze. Most supposed random-number generators fail the second requirement. Odds are that if you write a pseudo-random number generator without a good theoretical understanding, the sequence you get will eventually settle into a very short cycle. Clearly, the numbers 2, 27, 342, 2, 27, 342, 2, 27, 342, etc., cannot be considered random.

The point of all this is that you shouldn't try developing your own method of generating random numbers unless you really know what you're doing. In *The Art of Computer Programming*, Donald Knuth summarizes this by emphasizing that "random numbers should not be generated with a method chosen at random." A specific example of this trap is when people try to make numbers *more* random by randomly listing a bunch of numbers. Such efforts are almost always counterproductive, resulting in a less random sequence that takes longer to generate.

So How Do You Do It?

Despite the theoretical complexity, there

are several highly effective means of generating random numbers. These techniques have been extensively analyzed, are known to produce good results and are quite easy to program. The simplest is the *linear congruential* generator, which we'll look at here. This routine typically requires only one multiplication and one addition for each new number. To implement this using 16-bit arithmetic, we start with a seed number, then generate the next random number in the sequence using

$$\text{seed} = (13849 * \text{seed} + 25173) \text{ mod } 65536$$

Notice that the mod 65536 part simply becomes "ignore the overflow" if we're

using 16-bit arithmetic. The two values 13849 and 25173 are not chosen at random; they satisfy a number of requirements that help guarantee the resulting sequence will have appropriate properties. Despite the simplicity of this method, it performs quite well and should be more than adequate for all but the most sophisticated statistical applications.


In 6809 assembly language, the linear congruential method can be implemented by setting aside a two-byte value for the seed, then using the subroutine *r* and shown in Figure 1. If you don't have much experience working with multiple-precision multi-

SEE ODDS ON PAGE 16

Feature Program

THE UNIVERSAL PICK-UP

by Kenneth Reighard Jr.



Another day of trash collection in the galaxy. People have advanced far enough that they can colonize the stars, yet they still make quite a mess. It hasn't really been a tough job. That is, until that argument with the boss, which he won of course. And that resulted in reassignment to the Palmerian Asteroid Field route. Now it takes every ounce of skill just to keep from becoming space dust...

SEE PICK-UP ON PAGE 10

In this issue:

| | | | |
|--|----|---|----|
| ➤ Add Program Headers by Pete Blackwell | 12 | ➤ Sketch in ASCII by Michael Gochoco | 13 |
| ➤ Back Issue Information | 11 | ➤ Sort With BASIC09 by Ken Kobes | 4 |
| ➤ CoCo Consultations by Marty Goodman | 7 | ➤ Tips, Tricks and Traps by Tim Kientzle | 1 |
| ➤ Delphi Bureau by Eddie Kuns | 13 | ➤ Track Car Repairs by David Polonsky | 6 |
| ➤ Inter-Planetary Trash by Kenneth Reighard Jr. | 1 | ➤ Word Processor Database by Keiran Kenny | 6 |
| ➤ Letters to Rainbow | 2 | ➤ Zippy Animation in BASIC? by Joseph Pendell | 3 |
| ➤ Molecular Mass by Kevin Speight | 16 | ➤ Product Reviews: The CoCo Collection from Sheldon Parsons | 10 |
| ➤ OS-9 BBS Database by Phil Scherer | 17 | ➤ CoCo Font Pro from Color Computing | 16 |
| ➤ Received and Certified | 11 | | |
| ➤ See What You Delete by Geoff Friesen | 12 | | |

THE RAINBOW

Editor and Publisher

Lawrence C. Falk

Managing Editor Cray Augsburg

Associate Editor Sue Fomby

Submissions/Reviews Editor

Julie Hutchinson

Technical Editor Greg Law

Technical Assistant Ed Eilers

Contributing Editors Tim Kientzle,

Martin Goodman, M.D., Eddie Kuns

Art Director Debbie Diamond

Designers Sharon Adams, Heidi Nelson

Consulting Editors Judi Hutchinson,

Laurie D. Falk

Falsoft, Inc.

President Lawrence C. Falk

General Manager Peggy Lowry Daniels

Asst. General Mgr. for Finance

Donna Shuck

Admin. Asst. to the Publisher

Ellen Patterson

Editorial Director John Crawley

Director of Creative Services

O'Neil Arnold

Bookkeeper/Dealer Accounts

Beverly Quirk

Asst. Gen. Manager For Administration

Tim Whelan

Corporate Business Technical Director

Calvin Shields

Customer Service Manager

Beverly Bearden

Chief of Printing Services Melba Smith

Business Assistant Shannon Yoffe

Chief of Building Security and Maintenance

Lawrence Johnson

Advertising Assistant

Carol Fenwick

Western Sales Director

Ira Barsky

(312)587-1818

Eastern Sales Director

Kim Lewis

(502)228-4492

For RAINBOW Advertising and Marketing Office Information, see Page 23.

THE RAINBOW is published every month of the year by FALSOFT, Inc., The Falsoft Building, 9509 U.S. Highway 42, P.O. Box 385, Prospect, KY 40059, phone (502) 228-4492. THE RAINBOW, RAINBOWest and THE RAINBOW and RAINBOWest logos are registered trademarks of FALSOFT, Inc. • Second class postage paid Prospect, KY and additional offices. USPS N. 705-050 (ISSN No. 0746-4797). POSTMASTER: Send address changes to THE RAINBOW, P.O. Box 385, Prospect, KY 40059. Authorized as second class postage paid from Hamilton, Ontario by Canada Post, Ottawa, Ontario, Canada; GST No. R125434092. • Entire contents copyright © by FALSOFT, Inc., 1992. THE RAINBOW is intended for the private use and pleasure of its subscribers and purchasers and reproduction by any means is prohibited. Use of information herein is for the single end use of purchasers and any other use is expressly prohibited. All programs herein are distributed in an "as is" basis, without warranty of any kind whatsoever. • Tandy, Color BASIC, Extended Color BASIC and Program Pak are registered trademarks of the Tandy Corp. • Subscriptions to THE RAINBOW are \$31 per year in the United States. Canadian rates are U.S. \$38. Surface mail to other countries is U.S. \$68, air mail U.S. \$103. All subscriptions begin with next available issue. • Limited back issues are available. Please see notice for issues that are in print and their costs. Payment accepted by VISA, MasterCard, American Express, cash, check or money order in U.S. currency only. Full refund after mailing of one issue. A refund of 10/21ths the subscription amount after two issues are mailed. No refund after mailing of three or more magazines.



LETTERS

Kudos

Editor:

Well, it's time to renew my subscription to THE RAINBOW, and it's the only bill I don't mind paying. It may be true that the number of pages in THE RAINBOW has decreased, but I believe the quality of the content has steadily increased.

Perry Friesen

Box 1743

High Level, AB T0H 1X0

Canada

Thanks! We needed that.

Looking for a Source

Editor:

I have a 128K Color Computer 3 with a CM-8 monitor, a single-drive FD-502, a DMP-132 printer and a CCR-81. Could you please send me a list or catalog with all of your software and equipment for the Color Computer 3?

James Kinney

731 St. Martin

Cahokia, IL 62206

THE RAINBOW is the catalog, of sorts, for Color Computer hardware and software. If you see something you want, you simply contact the specific advertisers offering that item. We know of no other "catalog" for CoCo products.

The Compleat CoCo 3 Manual?

Editor:

I am looking for a complete, detailed, yet easy-to-understand manual explaining the CoCo 3. I need a simple guide telling me just what this computer will and won't do, and what it can and can't be connected to. Please tell me where I can write to order such a book.

R. Melanson

71 1/2 Mecklenburg

St. John, NB E2L 1P9

Canada

To the best of our knowledge, there is no single complete guide to using the CoCo 3. The manual that comes with the computer provides all you need to know about its general use (connecting it to a television or monitor, running programs, etc.). The biggest resource available for your Color Computer is back issues of THE RAINBOW. Here you will find hints, in-depth articles, programs, answers to technical questions and more. January back issues usually follow a "beginner" theme and include several how-to articles you might find helpful.

How 'bout It, Folks?

Editor:

I enjoy reading THE RAINBOW and look forward each month to receiving the new issue. I have been a subscriber since January 1987, and many articles in the magazine have been "launching pads" for programs I have written.

A few months ago I purchased OS-9 Level II. Shortly after that I upgraded to 512K RAM and added a second disk drive. Since then I have entered nearly all the OS-9 programs I have found. There are, however, some noteworthy utilities that I cannot enter because OS-9 Level II does not come with an assembler. Three that come to

mind are *Dsort* (March 1988, Page 186), *Nice* (March 1990, Page 96) and *Find* (March 1992, Page 27). Would it be possible to print an article in your magazine that presented these programs in the form of BASIC09 programs that generate the executable files (i.e., *MakeDsort*, *MakeNice* and *MakeFind*)?

I realize that space is at a premium in THE RAINBOW. However, there would be no need to include explanations for the listings. Simply provide references back to the issues in which the original programs appeared. I am sure there are many readers who, like me, would be grateful for these and other programs they could enter and use.

Clinton Huber

2727 Neff Road East

Regina, SK S4V 1X7

Canada

Wants Astronomy and Ham Software

Editor:

I am new to the Color Computer world and have just bought a 512K CoCo 3, two disk drives, two RGB monitors, two printers, and a bunch of software. I also have a 128K CoCo 3 and a 64K CoCo 2.

I am looking for programs dealing with the subjects of astronomy and amateur radio. I know there are many of these types of programs for the IBM and also the Macintosh, but I haven't been able to find anything for the CoCo.

I also have back issues for 10 years of THE RAINBOW. I have read them but didn't find anything that would help me. Perhaps another RAINBOW reader can help me?

Bud Helck

1127 Perry Avenue

Bremerton, WA 98310

Needs More Spreadsheet Power

Editor:

I have been a subscriber to THE RAINBOW for many years, and I own quite a bit of software that I have purchased for my CoCo 2 and CoCo 3 through ads in your magazine.

I am the treasurer for an investment club, and I use *VIP Calc* to create all my financial reports. However, this is a very troublesome process. Can anyone recommend a higher-performance spreadsheet for the CoCo?

I also bought OS-9 Level II, and I have not been able to work with it.

Ghislain Renaud

640, rang des Sables

Chabard, PQ G0W 1G0

Canada

In terms of features, *VIP Calc* supports most of those available with any other Color Computer spreadsheet program (though the graphics-screen update is a bit slow). Given more information about your exact needs and what the problem is, perhaps we (or a reader) could offer helpful suggestions for reducing the trouble you are encountering.

Wants a Standard Environment

Editor:

I want to use the *env.file* that comes with *Multi-Vue* on some of my custom system-masters disks. How can I be sure the *env.file* is being read? Would adding something to my startup file help?

Ernest Bazzinotti, Jr.

91 Huggins Road

Rockland, MA 02370

Multi-Vue includes a built-in routine that reads the environment file when you start *Multi-Vue*. This is not part of the OS-9 system itself; OS-9 does not provide support for an environment setup of this nature. This cannot be changed simply by installing a call to *env.file* in your startup file. On the other hand, OS-9 automatically knows how much memory you have, and drivers are loaded for all the disk drives and other devices. Specific changes (e.g., selecting an RGB monitor instead of composite) are handled through external commands.

Going Once, Going Twice . . .

Editor:

I have an extra FD-502 disk system (without cable) that I am willing to part with if anyone needs one. I'm making it available as separate parts (drive, case and power supply, and controller).

I'm also forming a CoCo users group in the Pottstown/Allentown/Reading area. All you need to join is a CoCo, one program to contribute to the library, and an intense interest in the CoCo Community.

Ryan Boughter

176 Henry Road

Barto, PA 19504

See the letter from Adam Tiday in this issue. He is trying to locate a new drive system, and perhaps you could help him out.

Needs a New Drive

Editor:

My FD-502 disk drive is no longer working. I'm looking for a new one, but I'm having a lot of trouble finding a seller. Can you help?

I'm also looking for the *Peeks, Pokes 'n Execs* series of books from Microcom Software (mentioned in the August 1991 issue, Page 13). Could you tell me where and for how much I could get them?

Adam Tiday

499 Hill Top Road

York Springs, PA 17372

Adam, see the letter from Ryan Boughter in this issue for information on a replacement disk-drive system. As best we can tell, no vendors are currently selling the *Peeks, Pokes 'n Execs* series from Microcom.

Where's the Memory?

Editor:

Does anyone make (or have plans to do so) a memory-expansion board for the CoCo 3 that uses the 256K SIMMS Macintosh users are discarding in droves as they upgrade to 4MB and beyond? It seems to me a perfect opportunity for someone to develop such a board that takes advantage of these relatively inexpensive 256KB and/or 1MB SIMMS. If anyone has information on this subject, please contact me at the address below.

It also saddened me to learn THE RAINBOW is now available by subscription only. For some time I have purchased the first copy available at my newsstand. It looks like I'll have to get a gift subscription for my brother-in-law (he bought my CoCo 3 when I defected to the Macintosh world). My kids still have a CoCo 2, and one of my coworkers bought my venerable CoCo I. In addition, my daughter loves the GUI that TCE's *Child Writer* uses.

Alan Rouiter

4766 Weaver Avenue

Indianapolis, IN 46227

THE RAINBOW welcomes letters to the editor. Mail should be addressed to: Letters to Rainbow, The Falsoft Building, 9509 U.S. Hwy 42, P.O. Box 385, Prospect, KY 40059. Letters should include the writer's full name and address. Letters may be edited for clarity or to conserve space.

Letters to the editor may also be sent to us through our Delphi CoCo SIG. From the CoCo SIG> prompt, enter RA1 to get to the Rainbow Magazine Services area of the SIG. At the RAINBOW> prompt, enter LET to reach the LETTERS> prompt, then select Letters for Publication. Be sure to include your complete name and address.

Feature Program

Zippy Animation On BASIC? by Joseph Pendell

I've always wanted to use 3-D rotating graphics programs but found them too complicated; it sometimes seems that you need a doctorate to figure out what numbers to enter in order to generate the graphics. I decided it was time to make things simple, so I wrote *I-Spin*. After you enter the program and run it, you'll see a large letter I spinning in the center of the screen, and you don't have to enter any numbers to get it to work.

When I was considering how to approach writing *I-Spin*, I at first thought it would be next to impossible to create rotating graphics with BASIC. After all, there are a lot of calculations to perform for each movement the figure makes. So I designed *I-Spin* to take care of all the calculations beforehand. During the display part of the program, the only job the computer has to perform is that of drawing the graphics images.

Program Notes

Line 270 contains six pairs of x and y values, corresponding to points in Cartesian coordinates. These coordinates define the endpoints of the lines required to draw a capital letter I. Lines 120 through 250 read these data points, converting them to polar

coordinates. This is done to simplify rotation of the image.

Once the coordinates are in polar form, the points are transformed back into Cartesian coordinates; however, the values of their angles are changed, thus producing rotated coordinates. The new points are then stored in two-dimensional arrays, X and Y (lines 260 through 400). Each of these arrays has two indices; the first index determines which of the 6-I rotations (see Line 30), the figure is in. The second index differentiates between the six line endpoints.

Modifications

Enough with the technical stuff — here are some practical ways to modify *I-Spin*. Consider using the high-speed poke (POKE 65497,C for the CoCo 3, POKE 65495,0 for the CoCo 1 or 2). While the movement is already pretty quick, it is amazing to see this BASIC rotation at high-speed. Don't forget to slow the computer down, however, before any disk or tape I/O (POKE 65496,0 for the CoCo 3, POKE 65494,0 for the CoCo 1 or 2).

Another simple modification is to change the figure size. To do this, change the value 5 in Line 100.

As written, the figure rotates in the

counter-clockwise direction. To make it turn clockwise, change Line 470 to

```
470 FOR I=RES 1 TO 1 STEP -1
```

Let's change the figure. To see a rotating triangle instead of the letter I, make the following line changes:

```
40 NUMPOINTS=3
270 DATA 0,15,-10,-15,10,-15
500 LINE(X(I,1),Y(I,1))-(X(I,2),Y(I,2)),PSET
510 LINE (X(I,3),Y(I,3)),PSET
520 LINE (X(I,1),Y(I,1)),PSET
```

For another quick modification, try changing Line 480 to

```
480 C=C+1:IF C=16 THEN C=0:PCLS
```

There are several other changes I've

experimented with. For instance, to get the fastest rotation possible, use PMODE 0 instead of PMODE 1. You'll lose some of the resolution, but it'll move quicker. Or rewrite the data to draw a clock hand. You could even carry this to the point of creating your own CoCo grandfather clock. A final suggestion is to make the center of the rotating object move, producing a rolling effect. It will take some work, but it can be done, and the effect is well worth the effort.

Joseph Pendell has a degree in electrical engineering from the University of Maryland. In addition to programming the Color Computer, Joseph enjoys using the Macintosh. His hobbies include riding skateboards and playing Super Nintendo.

CoCo 3

The Listing: TSPIN

```

1 'I SPIN
2 'BY JOSEPH PENDELL
3 'COPYRIGHT (C) 1992
4 'BY FALSOFT, INC.
5 'RAINBOW MAGAZINE
30 RES=64
40 NUMPOINTS=5
50 DIM R(NUMPOINTS)
60 DIM H(NUMPOINTS)
70 DIM X(RES,NUMPOINTS)
80 DIM Y(RES,NUMPOINTS)
90 P=PI/2
100 P=PI/4
110 'X,Y COORDINATES AND MAKE POINTS
120 FOR I=1 TO NUMPOINTS
130 FOR J=1 TO RES
140 R(I)=POW(SIN(X*PI/2))
150 H I X(I)=R(I)
160 'SPECIAL CASE ANGLES
170 IF Y=0 THEN TH(I)=0
180 IF Y>0 THEN TH(I)=PI/2
190 IF Y<0 THEN TH(I)=3*PI/2
200 GOTO 250
210 TH(I)=ATN(Y/X)
220 'ACCOUNT FOR JITTER QUADRANTS
ANIS
230 IF X<0 THEN TH(I)=TH(I)+PI
240 IF X>0 AND Y<0 THEN TH(I)=TH(I)+2*PI
250 NEXT I
260 'X,Y COORDINATES FOR ROTATING FIGURE
270 DATA 0,15,-10,-15,10,-15,10,-15,0,15,0,15
280 CLS
290 PRINT@,"SETTING UP GRAPHICS";
300 INC=2*PI/RES
310 BASE=0
320 'CALCULATE POINTS FOR ROTATE
D FIGURE
330 FOR DANGLE=0 TO 2*PI STEP INC
340 FOR I=1 TO NUMPOINTS
350 X(BASE,I)=128+R(I)*COS(TH(I)+DANGLE)
360 Y(BASE,I)=96-R(I)*SIN(TH(I)+DANGLE)
370 PRINT " ";
380 NEXT I
390 BASI=BASI+1
400 NEXT DANGLE
410 'START THE SHOW!
420 PMODE 1:
430 PCLS
140 SCREEN 1,0
150 PMODE 1,3
460 FOR J=1 TO 4
470 FOR I=0 TO RES-1 STEP 1
480 PCLS
490 'CONNECT POINTS
500 ITC(X(I,1),Y(I,1))-(X(I,2),Y(I,2)),PSET I
510 ITC(X(I,3),Y(I,3))-(X(I,4),Y(I,4)),PSET
520 LINE(X(I,5),Y(I,5))-(X(I,6),Y(I,6)),PSET
530 PCOPY 3 10 1
540 PCOPY 4 10 2
550 NEXT I
560 NEXT J
570 GOTO 460

```

NEW HARDWARE!

- RS-232 Port** - Supports flow control! Seven lines instead of four. Jumpers for port address, DSR/DCD swap. Requires MPI, SlotPak, or Y-Cable (add \$9.95 for ext. power, required w/ Y-cable) - **\$44.95**
- Mouse Tamer** - Swap between mouse and joystick hi & low resolution. Connects directly to back of CoCo, no box at all! - **\$19.95**

COMING REAL SOON.....

- Buss XPander!** - Adds two expansion ports INSIDE CoCo! RS-232 port built in! Requires case modification or repackaging system. Also retains external connector! - **CoNect**

449 South 90th, Milwaukee, WI 53214
Add \$4 S&H • Write for catalog

A Laptop Color Computer?
Portable? With an 80 column, 24 line screen?
No special software required? **YES!**
All of this is possible due to the joint effort of FARNA and CoNect! Would be the perfect companion to any OS-9, OSK, or even DECBC home system! Write CoNect for details!

SUPPORT FOR OSK/OS9!

Featuring software from:

- IMS •
- Sub-Etha •
- Bob van der Poel •

• Public Domain OSK/OS9 (CoCo) •
Send long SASE for PD list (state OSK or OS9)

WOW! MM/1 KITS FROM \$995!
VED/OSK - \$39.95
VPrint/OSK - \$59.95
CheckBook+/OSK - \$34.95

Blackhawk Enterprises
P.O. Box 10552, Enid, OK 73706-0552
405-234-2347 9am-1pm CST

NEW ITEMS FROM FARNA!

- Little Black Book** - Address and phone number database that also prints labels!
- YTO** (Video Tape Organizer) Video library database, also prints tape labels. Both by Jason Reighard. Both require 32K DECB, CoCo 1,2, or 3 - **\$12.95** each
- NEW! OS-9 Quick Reference Guide** - Similar to CoCo Basic Q.R.G. shipped with CC3. Contains command syntax, error codes, screen codes, etc. - all in a handy little desktop book, not a bulky manual! - **\$7.95**
- ORG Disk** - patches from Delphi! \$5 w/ORG, \$7.50 alone.
- Programming The 6809** by Zaks & Labiak (Assembly machine) language programming - recommended by Motorola (maker of 6809)! 362 pages, 150 illustrations. No experience required! - **\$22.95**

COMING IN '93- CoCo History & Survival Guide - Will contain a history of the CoCo from creation, brief descriptions of all peripherals over the years, current clubs, upgrades, things Tandy should have told you (hi-speed pokes, etc.), and current vendor list. Taking advance orders - need only 50 to print! Over 100 pages, illustrated. Due March '93 - **\$24.95**

The CoCo Family Recorder

Genealogy data system. Print & store all records! Requires drive 0 & 1, 80 column monitor, 128K DECB - **\$24.95**

KEEP-TRAK General Ledger. Double entry small business system. 32K DECB - **\$24.95**

ACCOUNTS RECEIVABLE for above - add \$10

BOB'S MAGIC Graphics Machine
Create basic graphics for your programs with a joystick. 32K DECB - **\$19.95**

OMEGA FILE Database: Up to 16 fields, 255 char. Menu driven! 32K DECB - **\$24.95**

FARNA Systems
904 2nd Ave., Warner Robins, GA 31098-1029
912-328-7859 - Add \$1.50 S&H (GA add 5% tax)

Would you like your ad here? Very reasonable rates! Choose this size, above, or at left. Call or write FARNA (Rainbow approved!)

Feature Program

Sort Directories

with BASIC09

by KEN KOBES

L sometimes find it hard to keep up with my OS-9 directories since entries are never in alphabetical order. In short directories this isn't a big problem, but in directories with many entries... well, confusion reigns. Having seen a directory-sorting utility on my father's PC compatible, I decided to write one for the CoCo using BASIC09 — *SortDir* is the result.

Flow for the program is fairly straightforward: read the directory entries, sort them and rewrite them. The source code shown in the listing is commented to give some guidance.

Using *SortDir* is easy: Get BASIC09 running, enter and save the source code (or load it from disk if you've already entered it), then run it. *SortDir* prompts you for the path to the directory you want sorted. Once you enter this, the program goes to work.

Alternatively, to have *SortDir* ready all the time, pack it into the CMDS directory. Then you can enter *sortDir* at the OS-9 prompt (make sure *runb* is also in the current execution directory).

As written, *SortDir* sorts directories after temporarily converting all entries to lowercase. If you follow the standard OS-9 practice of naming subdirectories in uppercase and files in lowercase, you'll find directories intermingled with files instead of all bubbled to the top of the directory listing after you run *SortDir*. To change this, remove the two lines containing *LOR* statements at offsets \$04E9 and \$051C in the listing. The best way to do this is to change them to remark statements.

I believe you'll find this little utility is a big help when it comes to organizing your OS-9 disk files. I know I do!

Ken Kobes enjoys using the OS-9 operating system and programming his Color Computer in BASIC09. He can be contacted at 1107 Bingham Avenue, Sault St. Marie, MI 49783. Please include an SASE when requesting a reply.

NEW PRODUCT

Delmar Company recently announced the release of *DataDex* by J. Stephen Carville. This free-form data-management program for the OS-9/68000 operating system is designed to keep records in much the same way as a 3"-by-5" card file. *DataDex* does not require that users learn a database programming language. For more information, contact Delmar Company at P.O. Box 78, Middletown, DE 19709. (302) 378-2555.

OS-9

The Listing: SortDir.b09

```

PROCEDURE SortDir
0000 REM This procedure reads in a directory's entries
0030 REM and sorts them alphabetically. It then
005A REM rewrites the directory in alphabetical order
0089
009A TYPE rec=Entry(32):BYTE:SEntry:STRING[29]
00A5 DIM array(200):rec
00B3 DIM temp:rec
00BC DIM ByteRecord(32):BYTE
00CB DIM path:BYTE
00CF DIM zero:BYTE
00D6 zero:=$00
00DE DIM i,j,l:INTEGER
00ED DIM ErrNo:INTEGER
00F4 DIM DirName:STRING[80]
0100 DIM Swap:BOOLEAN
0107
0109 ON ERROR GOTO 200
010E PRINT CHR$(12)
0113 PRINT "*** Sort and Rewrite a Directory's Entries ***"
0143 PRINT
0145 PRINT "Enter Path to Directory to be Sorted"
0160 INPUT DirName
0172 PRINT
0174 PRINT "Reading Directory Entries":
0192 OPEN #path,DirName:READ+DIR
019E SEEK #path,64.\REM skip anonymous directory entries
01CE
0105 WHILE NOT(EOF(#path)) DO
01E0 GET #path,ByteRecord
01EA IF ByteRecord(1)>0 THEN
01F8 i:=i+1
0203 array(i).Entry:=ByteRecord
0212 GOSUB 100
0216 PRINT ".":
021C ENDF
021E ENDWHILE
0222 CLOSE #path
0228 PRINT
022A
022B REM now sort the directory array on name
0252 REM using simple bubble sort
0260 PRINT "Sorting Directory Entries":
0288 REM preserve value in i by using i
02AC i:=i
02B4 Swap:=TRUE:
02BA WHILE Swap DO
02C3 Swap:=FALSE
02C9 FOR j:=2 TO I
02DA IF array(j-1).SEntry>array(j).SEntry THEN
02F6 Swap:=TRUE
02FC temp:=array(j-1)
030A array(j-1)=array(j)
031C array(j)=temp
0328 PRINT ".":
032E ENDF
0330 NEXT j
0338 i:=i-1
0346 ENDWHILE
034A PRINT
034C
034D REM now write back sorted data to directory file
037C REM and set first byte of all unused entries to zero
03AF PRINT "Writing Directory Entries":
03CD OPEN #path,DirName:WRITE+DIR
03D9 SEEK #path,64.\REM skip anonymous directory entries
0405 FOR j:=1 TO I
0416 PUT #path,array(j).Entry
0427 PRINT ".":
042D NEXT j
043B WHILE NOT(EOF(#path)) DO
0443 SEEK #path,(i+2)*32
0453 PUT #path,zero
045D i:=i+1
0468 ENDWHILE
046C CLOSE #path
0472 PRINT
0474 END
0476 100 REM convert file name to all lowercase for sorting
04AA array(i).SEntry:=""
049B FOR j:=1 TO 29
04CB EXITIF ByteRecord(j)>127 THEN
04D7 ByteRecord(j):=ByteRecord(j)-128
04E9 ByteRecord(j):=LOR(ByteRecord(j),32)
04FB array(i).SEntry:=array(i).SEntry+CHR$(ByteRecord(j))
0518 ENDEXIT
051C ByteRecord(j):=LOR(ByteRecord(j),32)
052E array(i).SEntry:=array(i).SEntry+CHR$(ByteRecord(j))
0548 NEXT j
0556 RETURN
0558 200 ON ERROR GOTO 300
0561 ErrNo:=ERR
0567 PRINT
0569 PRINT CHR$(7).\REM sound bell
057B PRINT "Error Number":
058C PRINT USING "i4",ErrNo:
0599 PRINT " has occurred"
05AA PRINT "***** Procedure Aborted *****"
05CB CLOSE #path
05D1 300 END

```

Reviewer Information

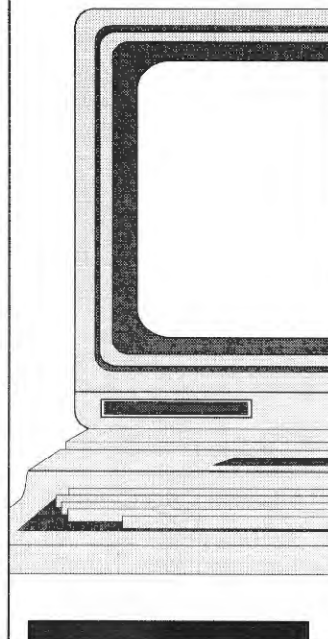
In order to continue to bring Tandy Color Computer users all the best information about new hardware and software products each month, we are constantly looking for new people to join our independent review staff. Therefore, we invite you to join THE RAINBOW's elite fleet of reviewers.

You read THE RAINBOW because you love your Color Computer, so if you want a creative outlet and a chance to examine quality hardware and software, with your observations published nationwide, we want to hear from you.

Send us a cover letter with your name, address, occupation, list of equipment, areas of general interests, and a sample review of a CoCo product you are currently using. We look forward to your response. After all, we already see you have the best taste in computers.

Reply to:

Reviews Editor
The Rainbow
The Falsoft Building
P.O. Box 385
Prospect, KY 40059





Proven Technology


On the Razor's Edge of the Color Computer Frontier

In our 10th Year!

A DECADE OF SERVICE TO THE COMPUTER USER!

486SX-20 SYSTEMS - \$1795.00!

Now You can enter the world of 486 computing at a reasonable cost!



the OWL SUPER ATOM - 486

High Powered Computing from a local, well established company.

- 33MHz / 50MHz i486 based Systems with Socket for Weitek CoProcessor
- System and Video BIOS In Cache
- Large Tower Case : (33MHz, FCC Class B) - (50MHz, FCC Class A)
- 230 Watt Power Supply & 8 Option Slots
- System Price includes: 40MB HD, 4MB RAM, Std. Resolution Color VGA Monitor, High Resolution VGA Card, 2 High Density FD's, MS DOS 5.0

\$1795 / \$2095 / \$2695 / \$3595

486SX-20 ISA 486DX-33 ISA 486DX-50 ISA 486DX-50 EISA

- 105MB HD Upgrade Add \$160.00
- Super VGA Upgrade Add \$95.00

3-YEAR WARRANTY Including One Full Year on Parts and Labor
on all systems! Manufacturer's 3-Year Warranty on All Hard Drives

OWL SUPER ATOM - 386



\$1565/\$1645
25MHz 40MHz

- 25/40MHz 386DX Based
- Small Footprint Case
- FCC Class B Approved
- 200 Watt Power Supply
- 7 Expansion Slots
- 4MB of RAM
- 40MB Hard Drive
- Std. Resolution VGA Color Monitor
- 2 High Density FD's
- 101 Keyboard
- MS DOS 5.0

OWL SUPER ATOM - SX



\$1295/\$1349
16MHz 25MHz

- 16/25MHz 386SX Based
- Small Footprint Case
- FCC Class B Approved
- 200 Watt Power Supply
- 7 Expansion Slots
- 2MB of RAM
- 40MB Hard Drive
- Std. Resolution VGA Color Monitor
- 2 High Density FD's
- 101 Keyboard
- MS DOS 5.0

386-SX Notebook Computers

20MHz, 60MB HD, 1.4MB FD, 2MB RAM (exp. to 5MB), VGA 640X480 LCD w/32 shades of gray. Ports: 2 Ser, 1 Par, 1 VGA, DOS & Windows, 7.7LBS!

\$1545

386-DX Notebook Computers

33MHz, 120MB HD, 1.44MB FD, 32KB CACHE, 4MB RAM (exp. to 16MB), Std. VGA LCD w/32 gray, Ext. Keypad inc., DOS & Windows, 7.7LBS!

\$1925

OWL COMPUTER SERVICES

5950 Keystone Drive
Bath, PA (215)-837-1917

Kids & Us - RadioShack
Pottstown Ave., RT. 663
Pennsburg (215)-679-3389

St. Onge Systems
Wescosville
Call for Appt. (215)-481-9775

Computers & Games
Muhlenberg Shopping Plaza
Reading (215)-929-0540

DISK DRIVES

Bonus!
Special
Bundled
Software
with any
Disk Drive
Purchase!



Floppy Drive Systems

The Highest Quality for Years of Service

Drive 0 Systems (Half Height, Double Sided,

SOLD OUT!

WE NEED CONTROLLERS!

~~\$180~~

IF YOU HAVE 502 CONTROLLERS, CALL US!

Drive 1 Systems (Half Height, Double Sided,

Direct Drives) **\$115.**

New 3.5", 720K Drives for OS-9 with case

& Power Supply **\$129. SALE!**

Drive 1 Systems have drive, case, power supply. (You may require optional cable and/or DOS chip to use)

Special for 0/1 Combos (0,1,2,3) **\$199.**

(WITHOUT CONTROLLER)

HALF-HEIGHT DRIVE UPGRADES FOR RS HORIZONTAL CASES

Why only double the capacity of your system when you can triple in the same case? Kit includes: double-sided to fit your case, chip to run both sides of new drive, hardware, and detailed instructions. Easy! Takes only 5 minutes!

Model **Only \$119.**
500, 501, or 502

All drives are new and fully assembled. We ship only FULLY TESTED and CERTIFIED at these low prices. We use Fuji, YE Data, and other fine brands. No drives are used or surplus unless otherwise stated to you when you order. We appear to be the one of the few advertisers in Rainbow who can truly make this claim. We have 7 years experience in the CoCo disk drive market! We are able to provide support when you have a problem.

Drives 1 Year Warranty

OWL Phones

Order Numbers (only)

1-800-245-6228

1-215-682-6855

Fax: 1-215-837-1942

Technical Help

1-215-837-1917

OWL WARE Software Bundle

Disk Tutorial/Utilities/Games

DISK TUTOR Ver 1.1

Learn how to use your disk drive from this multi-lesson, machine language program. This tutor takes you through your lessons and corrects your mistakes for a quick, painless disk drive introduction. (This professionally written tutor is easily worth the bundle's total price.)

3 UTILITIES

A copy verify, copy, and DOS utility.

2 GAMES

We will select 2 games from our stock. These are sold for more than \$20 each.

Do not mistake this software with cheap "Public Domain" software which others offer. All of this software is copyrighted and professional in quality. The tutor is unique with us and has helped thousands of new users learn their disk drive.

only \$27.95
(or even better)
only \$6.95 with
any Disk Drive Purchase!!

512K Upgrade

Again at a popular price. Fully assembled and tested before shipping. Easy to install. Uses fast 120 ns. chips.

SALE \$79.

Now includes **memory test, Ram Disk Lighting, Printer Lighting, and Backup Lighting.** All with an upgraded manual exclusive with OWL!

Our prices include a discount for cash but do not include shipping.

OWL WARE has a liberal warranty policy. During the warranty period, all defective items will be repaired or replaced at our option at no cost to the buyer except for shipping costs. Call our tech number for return. Return of non-defective or unauthorized returns are subject to a service charge.

OWL-WARE
P.O. BOX 116
Mertztown, PA 19539

Feature Program

by David Polonsky

Track Auto Repairs

the Easy Way

Car Log is a CoCo 3 filing system designed to help you keep track of repairs made on your automobiles. It works in the same fashion as all the Versabase files I presented in the February 1992 issue of THE RAINBOW ("Versabase," Page 10).

Car Log allows you to record which car was serviced, the mileage at the time of service, the type of work done, where the car was serviced, the date and the cost. As with the earlier Versabase files, you can keep a separate database for each car you own, or store all the information in one file.

Car Log requires a CoCo 3 and a disk drive. You'll also need to have entered one of the Versabase files from the February 1992 article. To get the program running, first enter the listing as shown, then save it to disk in ASCII format (SAVE "CARLOG", A).

Now, load one of the original Versabase programs into memory, then merge Car Log by entering

```
MERGE "CARLOG"
```

After the program has been merged, simply save it to disk. I chose to switch disks and use the same program name (CARLOG). However, you could also save it with a different name, such as AUTOLOG. Now run the program and start entering data. [Editor's Note: For convenience, Car Log is provided as a ready-to-run program on this month's RAINBOW ON TAPE/DISK. Tape and Disk subscribers won't need to merge the program before running it. However, tape users will need to copy the program to disk first.]

Once merged, Car Log is a complete

filing system. The program is relatively user-friendly, so I won't go into detail on its operation. Refer to the February issue for specific points of operation.

David Polonsky is currently on disability retirement from a position as a special education teacher. Most of the programs he has written were originally designed to assist his students. He can be contacted at 4 Tudor Court, Apt. 15, 800 N. Broad Street, Elizabeth, NJ 07208, (908) 352-8931. Please include an SASE when requesting a reply.

Feature Program

Use a WORD PROCESSOR for DISK DATABASE

By Keiran Kenny

After recently spending many hours searching for certain files in my disordered disk collection, I decided to organize things. I wrote Directory Saver as a means to this end.

Directory Saver is a simple BASIC program that reads the directory from the disk

in Drive 0 and saves the directory information in ASCII form on that disk. The data is saved with the filename DIRFILES.DAT. Once you have run Directory Saver, you can load this data file into a word processor for editing and storage.

Before saving the directory information, Directory Saver asks you for a disk number. Simply assign a unique number to each of your disks before running the program, then enter the appropriate number at this prompt.

After you have run all your disks through

Directory Saver, boot your word processor. At this point, load the file DIRFILES.DAT from each disk, storing them in the word processor's buffer one after another. (Hint: It might make it easier later if you load these text files in order.) Notice that Directory Saver is designed to add spaces, formatting the ASCII data for 80 columns. If you don't have 80-column capability with your word processor, you can either modify the program or edit the spaces once the data file is loaded. When I had all my files loaded into the word processor, I saved them together in one file named DSKFILES. I can load it anytime to find out what is on each disk or on which disk a specific file is located, using my word processor's Find (search) function.

When I want to change the file record for a disk on which I have added or deleted files, I just run Directory Saver again. After this, I append the file to my DSKFILES file as before. Finally, to keep things neat, I delete the old record and use the word processor's Move function to relocate the new directory information. Note that this isn't strictly necessary; it just helps to keep things in order.

Word processors make excellent filing programs for storing just about any information in text form. As a freelance writer, I need to keep research material and references on a variety of topics. With Teletwriter-128 I have more than 48K of memory available for each topic. When I want to find a "record" in these files, I use the Find function: it's faster than the fastest-searching disk databases.

Keiran Kenny's interests lie mainly with the Color Computer's graphics and math capabilities. But in his own words, "I like to try everything." He may be contacted at vanMontfoortlaan 31, 2596 SP The Hague, Holland. Please include an SASE when requesting a reply.

```

CoCo 3 Disk
-----
The Listing: CARLOG
1 'VERSABASE/CARLOG
70 FDS(1)="CAR" : FDS(2)="MI
LEAGE" : FDS(3)="TYPE OF RE
PAIR" : FDS(4)="WHERE" : FDS(5)="DA
TE OF REPAIR" : FDS(6)="COST"
350 SFS="SPACE FOR+STR$(60-NO)+
" MORE RECORDS" : CLS : LOCATE4,0 : AT
TR1,0 : PRINT"AUTO LOG #NO"
": LOCATE4,1 : PRINTSF$ : ATTR0,0
360 LOCATE5,3 : PRINT" CAR:" :
LY-3 : AY-3 : PL-21 : GOSUB1230
370 LOCATE5,5 : PRINT" MILEAGE:" :
LY-5 : AY-4 : PL-10 : GOSUB1230
380 LOCATE0,7 : PRINT"TYPE OF REPA
IR:" : LY-7 : AY-2 : PL-22 : GOSUB1230
390 LOCATE5,9 : PRINT" WHERE:" :
LY-9 : AY-5 : PL-20 : GOSUB1230
400 LOCATE0,11 : PRINT"DATE OF REP
AIR:" : LY-11 : AY-7 : PL-9 : GOSUB1230
410 LOCATE5,13 : PRINT" COST:" :
LY-13 : AY-1 : PL-8 : GOSUB1230
420 LOCATE15,3 : LINEINPUT D$: IF D$
=" " THEN 80
430 IF LEN(D$)>21 THEN LOCATE15,
3 : PRINTSTRING$(60,32) : GOSUB1200 :
LY-3 : AY-3 : PL-16 : GOSUB1230 : GOT042
0
440 LOCATE15,5 : LINEINPUT C$
450 IF LEN(C$)>10 THEN LOCATE15,
5 : PRINTSTRING$(60,32) : GOSUB1200 :
LY-5 : AY-4 : PL-16 : GOSUB1230 : GOT044
0
460 LOCATE15,7 : LINEINPUT T$
470 IF LEN(T$)>30 THEN LOCATE15,
7 : PRINTSTRING$(60,32) : GOSUB1200 :
LY-7 : AY-2 : PL-16 : GOSUB1230 : GOT046
0
480 LOCATE15,9 : LINEINPUT Y$
490 IF LEN(Y$)>25 THEN LOCATE15,
9 : PRINTSTRING$(60,32) : GOSUB1200 :
LY-9 : AY-5 : PL-10 : GOSUB1230 : GOT048
0
500 LOCATE15,11 : LINEINPUT X$
510 IF LEN(X$)>9 THEN LOCATE15,1
1 : PRINTSTRING$(60,32) : GOSUB1200 :
LY-11 : AY-7 : PL-9 : GOSUB1230 : GOT050
0
520 LOCATE15,13 : LINEINPUT Z$
530 IF LEN(Z$)>10 THEN LOCATE15,
13 : PRINTSTRING$(60,32) : GOSUB1200 :
LY-13 : AY-1 : PL-8 : GOSUB1230 : GOT05
20
600 LOCATE6,2 : ATTR1,0 : PRINT"AUTO
MOBILE LOG #PT:ATTR,0
610 LOCATE0,4
620 PRINT" CAR :
": NM$(PT)
630 PRINT" MILEAGE :
": AD$(PT)
640 PRINT" TYPE OF REPAIR :
": CT$(PT)
650 PRINT" WHERE :
": ST$(PT)
660 PRINT" DATE OF REPAIR :
": BB$(PT)
670 PRINT" COST :
": DP$(PT)
1010 PRINT"NO. CAR MILEA
GE TYPE OF REPAIR WHERE
DATE OF REPAIR COST " : P
RINTSTRING$(79,45)
1020 FOR I=1 TO NE:PRINTUSING"##
% % % % % % % %
% % % % % % % % : I:NM
$(I) : AD$(I) : CT$(I) : ST$(I) : BB$(I) :
DP$(I)
1030 IF I=20 OR I=40 OR I=60 OR I
=80 OR I=100 OR I=120 OR I=140 O
R I=150 THEN GOSUB1160 : CLS : PRIN
T"NO. CAR MILEAGE
TYPE OF REPAIR WHERE DATE OF
REPAIR COST " : PRINTSTRING$(
79,45) : GOT01070ELSE1070
1031 PRINT#-2,CHR$(27);CHR$(14) :
CHR$(27);CHR$(31);CHR$(27);CHR$(
20) : PRINT#-2,TAB(5),"AUTOMOBILE
REPAIR LOG "
1032 PRINT#-2,CHR$(27);CHR$(15)
1040 PRINT#-2,CHR$(27);CHR$(31) :
CHR$(27);CHR$(20);CHR$(15) : PRINT
#-2,"NO. CAR TYPE
MILEAGE WHERE
DATE OF REPAIR COST
":PRINT#-2,""
1051 FOR I=1 TO NE:PRINT#-2,USING"
# % % % % % % % %
% % % % % % % % : I:NM$(I) : AD$
(I) : CT$(I) : ST$(I) : BB$(I) : DP$(I) :
PRINT#-2,""

```

```

16K Extended
-----
The Listing: DIRSAVER
1 'DIRECTORY SAVER
2 'BY KEIRAN KENNY
3 'COPYRIGHT (C) 1992
4 'BY FALSOFF, INC.
5 'RAINBOW MAGAZINE
10 CLS : CLEAR1000
20 PRINT0224,"INSERT DISK - PRES
S ANY KEY"
30 EXEC44539 : CLS : PRINT0192
40 INPUT"DISK NO.:" : DN$
50 DN$="DISK NO.:" + DN$
60 OPEN"0",#1,"DIRFILES"
70 PRINT#1,DN$
80 FOR X=3T011
90 DSK10,17,X,A$,B$
100 CS=AS+LEFT$(B$,127)
110 NAM$(0)=LEFT$(CS,8)
120 EXT$(0)=MID$(CS,9,3)
130 FORN=1T07
140 NAM$(N)=MID$(CS,N*32+1,8)
150 EXT$(N)=MID$(CS,9+N*32,3)
160 NEXTN
170 FORN=8T07
180 IF LEFT$(NAM$(N),1)=CHR$(255)
THEN 210ELSE IF LEFT$(NAM$(N),1)=CH
R$(0) THEN 190ELSE PRINT#1,NAM$(N)+
"/"+EXT$(N),
190 NEXTN
200 NEXTX
210 CLOSE#1
220 END

```



MARTY GOODMAN

Easy 6309 Upgrades

Q Is there any easier way to replace a bad 68B09E with a good one (or to replace a 68B09E with a Hitachi 63B09E) than de-soldering the chip? Also, what have you heard concerning assemblers for use with the extended instruction set in the Hitachi 63B09E?

Dennis McMillan (COCOKIT1)
Pittsburg, California

A Chris Burke, developer of the PowerBoost software that takes advantage of the extra power of the 6309 and applies it to OS-9, has come up with a clever means of replacing the microprocessor in a Color Computer that does not require desoldering the old 68B09E chip. This works well in computers with working 68B09E chips where you want to add, switchably, a 6309. It is a very clever approach.

I'm not sure I can recommend this approach, though, in cases where the 68B09E is blown out because it's possible that the CPU was damaged in such a way that this technique will not work. Indeed, in cases where one has done this technique and has later fried the processor by jiggling or removing a Multi-Pak Interface or card with the power on, I would tend to recommend that any repair involve completely desoldering the original chip — just to get it out of the picture entirely. What follows is Chris Burke's procedure for adding a 63B09E. I must again emphasize that while this approach will work if you start with a working computer, I am concerned that you may have to rip out the entire modification and do a proper, complete replacement of the 68B09E if you ever blow out your computer.

- Cut Pin 39 (TSC) on the 6809, leaving a small piece sticking out of the processor so you can solder to it.
- Cut off pins 5, 6, 33, 36 and 38 from a 40-pin IC socket. Bend out Pin 39 so you can solder to it.
- Stack the 40-pin socket on top of the 6809. Solder all corresponding pins together. However, do not solder Pin 39 of the 68B09E to the socket.

At this point you have two options:

- Solder a wire from Pin 39 of the 6809 to +5 volts and another wire from Pin 39 of the socket to ground; or
- Solder a 4.7K-ohm resistor from Pin 39 of the 6809 to +5 volts and solder another 4.7K-ohm resistor from Pin 39 of the socket to +5 volts. Then take an SPDT (single-pole, double-throw) switch, connect the common contact to ground, connect one end of the switch to Pin 39 of the 6809, and connect the other end of the switch to Pin 39 of the socket.

In either case, finish up by plugging the 6309 into the socket. If you picked Option 1, you now have a 6309 system. If you picked Option 2, your system is now switch-

able between the 6809 and the 6309 (before power-up — not while running!).

Regarding your question about assemblers for the 6309, Bill Vergona of CerComp has just announced that he is well into making a working assembler for the 6309's extended instruction set. As I write this, he is in the process of puzzling out the last few details regarding some instructions that were not well-documented, and expects to have this assembler available as a commercial product in the not too distant future. I believe this will be a Disk BASIC-based product, but perhaps at some point he will arrange to have it ported to OS-9.

Modifying the Kitz EPROM Burner

Q I have a Kitz EPROM burner and want to burn 27128 EPROMs. However, my burner handles only V_{pp} voltages of 25 and 21 volts, and most 27218s I've seen require a 12.5-volt V_{pp} . Where can I get 27128 EPROMs that use 21-volt programming voltages?

John Gordon-Reid (TICTOC)
New York

A Early 27128s were made that used a 21-volt programming level, but all modern units require 12.5 volts. The last time I checked, the 27128 series of EPROMs was fairly consistently labeled as follows: Parts that have 27128 as their part number use a 21-volt programming level, and those that were numbered 27128A require 12.5 volts for programming. Most (but not all) 27128A parts also had written on them "Program at 12.5 volts." Thus, if you can get parts whose numbers are 27128 (and not 27128A), which do not say on them "Program at 12.5 volts," they will almost certainly be 21-volt type parts. Note that the above logic is *not* true for 27256 EPROMs. There, some of the parts labeled 27256 (no "a") require 21 volts for V_{pp} (such as some Fujitsu parts) whereas other 27256 (again, no "a") parts take 12.5 volts for programming!

The best approach is to modify your Kitz burner so that it supplies the required 12.5-volt V_{pp} . V_{pp} on the Kitz burner is set by a simple circuit consisting of a zener diode and a resistor. The raw +27 volts from your three 9-volt batteries is fed into the resistor, and the resistor in turn connects to the cathode (the end with the stripe on it) of a zener diode, whose other side goes to ground. The zener conducts at a precise voltage, causing regulation to occur. The zeners for the 21- and 25-volt settings are chosen to conduct at close to those voltages.

You can add another zener diode in parallel with the existing zener that sets the 21-volt V_{pp} , with a SPST (single-pole, single-throw) switch that connects or disconnects it from ground. This other zener must be chosen to conduct at around 12-volts. Radio Shack sells a 12-volt zener diode that might do the job. With this added zener switched in, your Kitz burner will, when jumpered for 21-volts V_{pp} , supply 12.5 volts instead.

Do You Rest Easy at Night?



THE RAINBOW is the only publication that offers peace of mind to CoCo users. Members of the CoCo Community have always looked to THE RAINBOW for comfort — hints, tips, the latest news and communication with others — for their Tandy Color Computers.

THE RAINBOW continues to serve and support CoCo users, from beginners to the advanced, by covering the wide variety of topics affecting the CoCo Community. Looking for games? Telecommunications packages? Finance programs? Interested in helpful utilities? Hands-on hardware projects? Want to take the guesswork out of buying software and hardware? From Disk BASIC to OS-9, THE RAINBOW has the answers to all your CoCo questions.

Get rid of your nightmares by renewing your subscription today. THE RAINBOW — the best security blanket for a good night's rest.

Use our 800 number!

For credit card orders, you may phone in your subscription. Our credit card order number is (800) 847-0309, 9 a.m. to 5 p.m. EST. We accept VISA, MasterCard and American Express. All other inquiries call (502) 228-4492.

Yes! Please send me RAINBOW Magazine.

- Choose one: New Renew (attach label)
- One Year \$31 — 35% off cover price
 Two Year \$58 — 39% off cover price
 One Year \$79 — 44% off cover price



Which Tandy Color Computer do you use?
 CoCo 1 CoCo 2 CoCo 3

Name _____
 Address _____
 City _____ State _____ ZIP _____
 My check in the amount of _____ is enclosed.
 Charge to: VISA MasterCard American Express
 Account Number _____
 Expiration Date _____ Signature _____

Subscriptions to THE RAINBOW are \$31 a year in the United States. Canadian rate is \$38 plus 7% GST (U.S. funds only). Surface rate elsewhere is \$68 (U.S.). Non-U.S. subscribers must inquire about multi-year discount. Airmail is \$103 (U.S.). Kentucky residents add 6% sales tax. All subscriptions begin with the current issue. Please allow 6 to 8 weeks for the first copy. In order to hold down non-editorial costs, we do not bill.

For credit card orders, call (800) 847-0309, 9 a.m. to 5 p.m. EST. All other inquiries call (502) 228-4492.

RELIEF



Save Money Too!

Subscribe to these convenient services and receive each month's programs in a ready-to-run form. No more long tedious hours wasted typing! No more red eyes and sore fingers! All you do is load and run, using the current issue of THE RAINBOW as documentation.

OS-9 programs are available too! One side of the RAINBOW ON DISK is formatted for the OS-9 operating system (OS-9 programs cannot be put on tape) so you can get all the great programs in the magazine.

A one-year subscription to THE RAINBOW and RAINBOW ON TAPE is only \$91 in the U.S., \$108 in Canada, \$153 foreign surface rate and \$188 foreign airmail.

A one-year subscription to THE RAINBOW and RAINBOW ON DISK is only \$115 in the U.S., \$138 in Canada, \$183 foreign surface rate and \$218 foreign airmail. U.S. currency only. Back issues of both RAINBOW ON TAPE and RAINBOW ON DISK are also available! (see our back issue ad in this issue).

RAINBOW ON TAPE back issues are available beginning with the April 1982 issue. A single copy of RAINBOW ON TAPE is \$10 within the U.S., \$12 in all other countries. The annual subscription for RAINBOW ON TAPE is \$80 within the U.S.; \$90 in Canada; and \$105 for all other countries. U.S. currency only.

RAINBOW ON DISK back issues are available beginning with the October 1986 issue. A single copy of RAINBOW ON DISK is \$12 within the U.S., \$14 in Canada, \$16 in all other countries. The annual subscription for RAINBOW ON DISK is \$99 within the U.S.; \$115 in Canada; and \$130 for all other countries. U.S. currency only.

Yes! Sign me up for a joint 1-year subscription (12 issues) to:

- THE RAINBOW and Rainbow on Tape
- THE RAINBOW and Rainbow on Disk
- New
- Renewal (attach labels)

Name _____
 Address _____
 City _____
 State _____ Zip _____

My check in the amount of _____ is enclosed.
 Charge to: VISA MasterCard American Express
 Account Number _____
 Expiration Date _____ Signature _____

For credit card orders, call (800) 847-0309, 9 a.m. to 5 p.m. EST. All other inquiries call (502) 228-4492.

* Payment must accompany order; we do not bill. U.S. currency only, please. Kentucky residents add 6% sales tax; Canadian residents, 7% GST. Please allow 6 to 8 weeks for delivery of first copies. All subscriptions begin with the current issue.

Please note: While group purchases of RAINBOW ON TAPE and RAINBOW ON DISK are permitted (and multiple subscriptions are even discounted if purchased in one order from a club), no license to make copies is conveyed or implied. Unauthorized copying of any copyright product is strictly illegal.

You can check the voltage of the V_{pp} circuit using a simple volt meter to be sure you've got it right before you try it on an EPROM. Anything between 12.1 and 12.8 volts should work just fine. If you find yourself burning exclusively 12.5-volt EPROMs, you might want to modify your battery pack to use only two, not three, batteries to take a little strain off the 12.5-volt zener by dropping its input voltage from 27 to 18 volts.

Debugging the 6309

I'm writing an assembler for the 6309. The information I have concerning the AIV, OIM, EIM and TIM instructions is vague. I know these are meant to be analogous to similarly named instructions in the 6801's instruction set. In the documentation for the 6309 I got from Delphi, it lists these as three byte instructions. But the opcode is one byte and a direct address is specified by only one byte, which makes two. So why do the docs lists these as three-byte instructions?

Bill Vergona (CERCOMPVILLY)
Las Vegas

A Art Flexser (ARTFLEXSER) replied to Bill's question on Delphi. Following is his response:

Bill, I did some experimenting with the 6309 in my computer, and here's what I think is going on: I believe the I in those four instructions stands for Immediate, A, O, E, and T stand for And, Or, Exclusive Or and Test, respectively. The M stands for memory and, yes, you are right, it is in Direct Addressing mode. Thus, the instructions are three bytes long, as your documentation says. The first byte is the opcode, the second byte is the Immediate Value, and the third byte is the Direct Address. Specifically:

- AIM #nn, \$aa means to AND the contents of \$aa with nn, then store the result in \$aa.
- OIM #nn, \$aa means to OR the contents of \$aa with nn, then store the result in \$aa.
- EIM #nn, \$aa means to XOR the contents of \$aa with nn, then store the result in \$aa.
- TIM #nn, \$aa means to AND the contents of \$aa with nn, then TST the result without changing the contents of \$aa.

Note that you might want to play a bit with TIM; I am not absolutely certain I've got that one exactly right. But if I'm not right, I'm probably quite close. Good luck on your work on the 6309 assembler!

Faster Chips, Faster Computer?

What exact phrase do I use when ordering memory chips for a 512K memory board? Will a CoCo 3 run any faster if I replace the 120ns 41256 chips in my 512K upgrade with 70ns 41256 chips?

Dan Holly (DANHOLLY)
Frankfort, Kentucky

A When ordering memory chips for a CoCo 3 512K memory board, you should specify that you want 16-pin, 256K-by-1-bit dynamic RAM chips (generically known as 41256 chips) rated at 120 nanoseconds. Your CoCo 3 will most likely run OK if the chips are rated at 150, 100, 80 or 70ns; but I suggest, if you can get them, you specify 120ns. These chips typically cost anywhere from fifty cents to a dollar each if you buy them from chip salvagers used; they may run a buck to a buck fifty or so each if you buy prime, new parts.

The answer to whether buying faster chips will make your CoCo 3 actually run faster is no. The speed rating of the chips (given as an access time in nanoseconds)

indicates the fastest speed at which the chips are capable of operating. However, the speed at which they actually operate is determined not by their access time but by the system clock of the computer in which they are installed. The CoCo 3's system clock is fixed by the crystal and GIME chip on the motherboard. Changing to faster DRAMs will in no way change the speed of the rest of the system.

You can't speed the CoCo 3 system by changing the crystal without seriously messing up other aspects of the CoCo 3, such as its video synchronization and software baud rates because those are tied to the same crystal within the GIME chip. In fact, empirical reports indicate that 120ns chips often work slightly better than faster rated chips, especially in CoCo 3's with 1-Meg upgrades. If true, this would be explained by very subtle aspects of the internal timing of the chips. Similarly, I have heard reports of 512K CoCo 3's that replacing 150ns chips with 100ns chips has resulted in the DRAM running much cooler. However, what is happening in those cases may not be related to the rated access time but to some other subtle timing difference between the different brands of chips used.

Martin H. Goodman, M.D., a physician trained in anesthesiology, is a longtime electronics tinkerer and outspoken commentator — sort of the Howard Cosell of the CoCo world. On Delphi, Marty is the SIGop of THE RAINBOW's CoCo SIG. His non-computer passions include running, mountaineering and outdoor photography. Marty lives in San Pablo, California.

Submitting Material To Rainbow

Contributions to THE RAINBOW are welcome from everyone. We like to run a variety of programs that are useful, helpful and fun for other CoCo owners.

WHAT TO WRITE: We are interested in what you want to tell our readers. We accept for consideration anything that is well written and has a practical application for the Tandy Color Computer. If it interests you, it will probably interest lots of others. However, we vastly prefer articles with accompanying programs that can be entered and run. The more unique the idea, the more it appeals. We have a continuing need for short articles with short listings. These are especially appealing to our many beginners.

FORMAT: Program submissions must be on tape or disk, and it is best to make several saves, at least one of them in ASCII format. We're sorry, but we do not have time to key in programs and debug our typing errors. All programs should be supported by some editorial commentary explaining how the program works. We also prefer that editorial copy be included in ASCII format on the tape or disk, using any of the word processors currently available for the Color Computer. Also, please include a double-spaced printout of your editorial material and program listing. Do not send text in all capital letters; use upper- and lowercase.

COMPENSATION: We do pay for submissions, based on a number of criteria. Those wishing remuneration should so state when making submissions.

For the benefit of those wanting more detailed information on making submissions, please send a self-addressed, stamped envelope (SASE) to: Submission Guidelines, THE RAINBOW, The Falkoff Building, P.O. Box 385, Prospect, KY 40059. We will send you complete guidelines.

Please do not submit material currently submitted to another publication.

CBASIC Editor/Compiler
The ULTIMATE Color Computer
Basic Compiler!!!

If you want to write fast machine language programs but you don't want to spend the next few years trying to write them in Assembly Language, then CBASIC is the answer!!!

CBASIC is the only fully integrated Basic Compiler and program editing system available for the Color Computer. It will allow you to take full advantage of all the capabilities available in your color computer without having to spend years trying to learn assembly language programming. CBASIC allows you to create, edit and convert programs from a language you are already familiar with Extended Disk Color Basic, into fast efficient machine language programs easily and quickly.

"The most complete Editor/Compiler I have seen for the CoCo..." -The RAINBOW March 1986

CBASIC is a powerful tool for the Beginner as well as the Advanced Basic or M.L. programmer. CBASIC features well over 150 compiled Basic Commands and Functions that fully support Disk Sequential and Direct access files, Tape, Printer and Screen I/O. CBASIC supports ALL the High and Low Resolution Graphics, Sound, Play and String Operations available in Enhanced Color Basic, including Graphics H/GET, H/PUT, PLAY and H/DRAW, all with 99% syntax compatibility.

Specify Coco 1, 2 or 3 Disk \$149.00

DataPack III Plus V1.1

AUTOPILOT and AUTO-LOG Processors
X-MODEM DIRECT DISK FILE TRANSFER
VT-100 & VT-52 TERMINAL EMULATION

- No lost data even at 2400 Baud on the Serial I/O port.
- 8 Selectable Display Formats, 32/40/64/80 columns
- ASCII & BINARY disk file transfer via XMODEM.
- Directly record receive data (Data Logging).
- VT-100 emulation for VAX, UNIX and other systems.
- VT-100/52 cursor keys, position, PF & Alt. Kbd. keys.
- Programmable Word Length, Parity, Stop Bits
- Complete Full and Half Duplex operation.
- Send full 128 character set from Keyboard.
- Complete Editor, Insert, Delete, Change or Add.
- 9 Variable length, Programmable Macro Key buffers.
- Programmable Printer rates from 110 to 9600 Baud.
- Send Files from the Buffer, Macro Key Buffers or Disk.
- Display on Screen or Print the contents of the Buffer.
- Freeze Display & Review information On line.
- Built in Command Menu (Help) Display.

Supports: Modem-Pak & Deluxe Pak or Serial Port
Specify Coco 1, 2, 3 Disk \$49.95

EDT/ASM III

EDT/ASM III is a Disk based co-resident Text Editor & Assembler. It is designed to take advantage of the new features of the COCO 3. It has 8 Display formats from 32/40/64/80 columns. The disk also contains a free standing ML Debug Monitor.

EDT/ASM III has the most powerful, easy to use Text Editor available in and Editor/Assembler package for the Color Computer.

- * Local and Global string search and/or replace.
- * Full Screen line editing.
- * Load and Save standard ASCII formatted files.
- * Block Move & Copy, Insert, Delete, Overtyping.
- * Create and Edit files larger than memory.

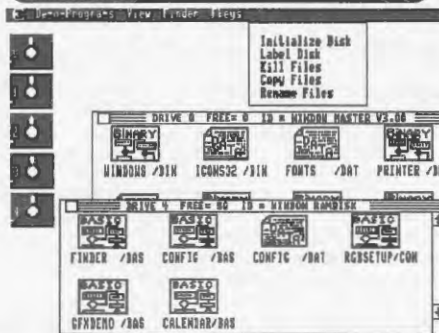
The Assembler features include:

- * Conditional If/Then/Else assembly.
- * Disk Library files up to 9 levels deep.
- * Supports standard Motorola directives.
- * Allows multiple values in FCB/FDB directives.
- * Allows assembly from Buffer, Disk or both.

Specify Coco 1, 2 or 3 Disk \$59.95



**Window Master
V3.0**



The Ultimate User Friendly Point & Click operating System for your Coco 3. Simple enough even for children to use, just point and click to run programs, select files, do disk or file maintenance or almost any



task you currently do by typing commands. You also get things like a print spooler, Programmable Function Keys, a Buffered Keyboard, Ramdisk, Serial I/O port and Deluxe Pak support along with Windows, Icons, Buttons, Pull Down Menus, Edit Fields and Mouse functions all in one program. It has multiple fonts in 54 possible sizes and styles, Enhanced Basic Editing and much much more. It add over 50 commands and Functions to Basic to fully support the Point & Click System without OS9.

"...it offers so many features that it is probably underpriced. I recommend this software to all CoCo3 owners." -The Rainbow February 1989

It is completely compatible with existing Basic programs and takes absolutely no memory away from basic. It requires 1 Disk Drive, R.S. hires interface & Joystick or Mouse.

Includes 128 & 512K
Versions Only \$69.95

"The Source"

The SOURCE will allow you to easily and quickly Disassemble machine language programs directly from disk and generate beautiful, Assembler Source Code. And "The Source" has all the features and functions you are looking for in a Disassembler.

- * Automatic Label generation.
- * Allows specifying FCB, FCC and FDB areas.
- * Disassembles programs directly from Disk.
- * Automatically locates addresses.
- * Output listing to the Printer, Screen or both.
- * Generates Assembler source directly to disk.
- * Built in Hex/ASCII dump/display.
- * 8 Selectable Display formats 32/40/60/80.
- * Built in Disk Directory and Kill file commands.
- * Menu display with single key commands.
- * Written in Ultra fast machine language.

Specify Coco 1, 2 or 3 Disk \$49.95

Window - Ware

Window Writer - A point & click Word Processor, powerful formatting capability, works with any printer. On screen Italic, bold etc. WYSIWYG..... \$59.95

"Window Writer is a powerful word processor that is fun to use, very user friendly..... The Environment compares favorably to that of Microsoft Windows" - RAINBOW Dec. 1989

Window Writer/W - for non W/M owners.....\$79.95

Window Basic Compiler-similar to CBASIC...\$99.00

Window Ed/Asm - A full featured Assembler...\$49.95

Font/Icon Editors - Basic & M.L. versions..... \$19.95

Advanced Programmers Guide -\$24.95

The Memory game - Concentration game\$19.95

Desk Accessory Pak-7 resident programs\$39.95

Deluxe Terminal

A Completely New and Easy to use Terminal Program designed specifically for the Coco III.

With advanced features you would expect to find only in a Hi-Priced MS-Dos program. It has a 26 Entry Phone Directory with complete Configuration information for Communications and Automatic logon. Supports the Serial I/O Port up to 2400 baud, Deluxe & Modem Pak and the Disto Serial I/O board up to 9600 baud. It has a Full Screen Text Editor, X/Y Modem File transfer support, Split Screen Conference Mode, Macro Keys. Full Disk Support including Multitask Copy, Kill, Rename, Arc/Un-Arc and Disk Initialize and it is Completely Compatible with ADOS.

Requires 128K, Disk & 80 Col. Display \$44.95

CoCo III Tool Kit

Disk Commands
Backup, Initialize,
Directory, Verify,
Compare, Search, Edit,
Erase, Speed Test, Step
Rate Test, Gran Table
Analysis & Repair

File Commands
Archive, Copy, Kill,
Rename, Erase, View,
Edit, Print, Compare,
Salvage, Search, Verify,
Test Archive, Un-Archive,
Xmodem Send/Rec.

The Disk Utility Program that you always dreamed of is now a Reality. CoCo Tools is a comprehensive disk utility Program providing the most complete set of functions available for the standard R.S. DOS disk system. Comparable in scope and functionality to that of the famous utility available for MS-DOS computers "PC-TOOLS"!

CoCo Tools is also the most Comprehensive Disk Repair program available, it automatically diagnosis and repairs file allocation errors, locates corrupt directory information and cross linked files. It provides fast and easy recovery of deleted files without the drudgery normally associated with killed file recovery.

Requires 128K, Disk & 80 col. display \$49.95

This Months Specials

Savings Up To 35%

EDT/ASM III\$49.95
Window Master.....\$49.95
Window Master & Window Writer.....\$79.95
Deluxe Terminal.....\$34.95

VISA, MASTERCARD or COD

Call Toll Free 1-800-383-8529

(Monday thru Saturday, 8am to 5pm PST).

To order by mail, send check or money order for the amount of the program plus \$4.00 for shipping to:

Cer-Comp Ltd.

5566 Ricochet Avenue

Las Vegas, NV 89110

702-452-0632

PICK-UP CONTINUED FROM COVER

Oh, no! There's another one. Turn quick and grab the trash. Dodge another asteroid. Look out! Aaaaagh . . .

Interplanetary Trash Collector is a game in which you are the pilot of a supercharged garbage scow assigned to a route smack in the middle of an asteroid field (be nicer to the boss next time). Your job is to successfully pilot your ship through the field, attempting to pick up the red trash bins without smacking into the side of an asteroid. Steer your ship using the four arrowkeys on the CoCo-driven console of the ship.

Because of a redesign in garbage scows, you are able to collect trash bins simply by running over them. However, the redesign depleted funds originally intended to go toward the correction of a serious flaw in your ship's construction: Your ship leaks radioactive waste. For this reason, if you steer the ship across its own path (the blue trail onscreen), you'll be destroyed.

When you first run *Interplanetary Trash Collector* you are asked to enter a skill level between 1 (lowest) and 50 (highest). The chosen skill level exactly corresponds to the number of trash bins available for pickup. Should you be successful and collect all the trash bins on one screen, the next screen is automatically set to the next highest skill level.

Interplanetary Trash Collector is designed to be run on a CoCo 3. However, a

few simple changes are all it takes to allow the program to run on a CoCo 1 or 2: First change Line 600 to

```
600 POKE 65495,0
```

and change POKE 65496,0 in Line 470 to POKE 65494,0. Then change Line 605 to

```
605 CLS0
```

and delete Line 606.

If you are using a CoCo 3 with a composite monitor, replace RGB in Line 605 with CMP. This should make the screen colors accurate.

Finally, remember that *Interplanetary Trash Collector* uses the high-speed mode. If you exit the program using the BREAK key, make sure you slow the computer down by entering POKE 65496,0 (POKE 65494,0 for CoCo 1 and 2 users) before performing any tape or disk I/O.

Ken Reighard Jr. is studying computer science and engineering at the University of Toledo, where he is also a member of the Triangle fraternity. He can be contacted at 2F441 Ridgeland Drive, Toronto, OH 43964, (614) 537-4875. Please include an SASE when requesting a reply.

```
CoCo 3/32K Extended
The Listing: IPTASH
1 'INTER-PLANETARY
2 'TRASH COLLECTOR
3 'BY KENNETH REIGHARD, JR.
4 'COPYRIGHT (C) 1992
5 'BY FALSOFT, INC.
6 'RAINBOW MAGAZINE
7 GOTO 600 'TITLE SCREEN
14 ' SCREEN SET UP
15 S=0
20 PMODE 1.1:PCLS 2:SCREEN 1.0:C
OLOR 4,2
40 FOR Q=1 TO INT(SK/2):A=RND(25
0):B=RND(187):CIRCLE(A,B),6.1:PA
INT(A,B),1,1:NEXT Q
45 FOR Q=1 TO 190:INT(SK/2+5):PS
ET(RND(255),RND(191),1):NEXT Q
50 FOR Q=1 TO SK
60 A=RND(243)+7:B=RND(179)+7
90 IF A<18 AND B<18 THEN A=18:B=
18
100 FOR Z=(A-6) TO (A+12) STEP2:
FOR ZZ=(B-6) TO (B+12) STEP2:IF
```

```
PPOINT(Z,ZZ)=4 THEN 60 ELSE NEXT
ZZ,Z
110 LINE(A,B)-(A+6,B+6),PSET,BF:
PLAY"T255L25503BCDFG"
115 NEXT Q
120 LINE(0,0)-(16,16),PRESET,BF
130 PLAY"T203P4L8BCBCBC"
140 X=0:Y=0:H=2:V=0:SS=0
143 ' START MAIN GAME LOOP
145 PSET(X,Y,3)
150 QS=INKEY$
160 IF QS=CHR$(B) THEN H=-2:V=0
170 IF QS=CHR$(9) THEN H=2:V=0
180 IF QS=CHR$(10) THEN H=0:V=2
190 IF QS=CHR$(94) THEN H=0:V=-2
200 X=X+H:Y=Y+V:S=S+.2
210 IF X<0 OR X>255 OR Y<0 OR Y>
191 THEN 240
220 ON PPOINT(X,Y) GOTO 230, 145
, 240, 250
221 ' END MAIN GAME LOOP
222 ' ASTEROID/PLANET COLLISION
230 FOR Q=2 TO 30 STEP2:CIRCLE(X
,Y),0,RND(2)+2:PLAY"T255L25503V=
0:CDC+V-B":NEXT Q
```

```
235 FOR Q=30 TO 1 STEP-1:CIRCLE(
X,Y),Q,2:PLAY"Y-Q:02FBCA":NEXT Q
237 PLAY"V15":GOTO 340
239 ' TRAIL COLLISION
240 FOR Q=30 TO 1 STEP-1:PSET(AB
S(RND(30)+X-15),ABS(RND(30)+Y-15
),RND(4)):PLAY"T255L25501V-Q:BDC
":NEXT Q
245 PLAY"V15":GOTO 340
249 ' PICK UP BIN
250 FOR Z=(X-6) TO (X+6) STEP2:F
OR ZZ=(Y-6) TO (Y+6) STEP2:IF PP
OINT(Z,ZZ)=4 THEN PSET(Z,ZZ,2):N
EXT ZZ,Z ELSE NEXT ZZ,Z
260 PLAY"T255L25503CDGA01DEGA":S
=S+20
270 SS=SS+1:IF SS<SK THEN 145
280 S=INT(S+SK*10)
290 GOSUB 700
300 PRINT@352,"AFTER CLEARING LE
VEL"SK". . ."
310 PRINT@416,"BONUS="SK*10,"SCO
RE="S;
320 PLAY"T3LB01FGABP100GAP100FGP
100EFP100L16CDEFGAB02L2CP2"
330 SK=SK+1:GOTO 20
335 ' GAME OVER SEQUENCE
340 GOSUB 700
345 S=INT(S)
350 PRINT@352,"SPACE DUST!","
GAME OVER!";
360 PRINT@416,"THE FINAL SCORE="
S;
370 PRINT@484,"PRESS ENTER TO CO
NTINUE";
380 QS=INKEY$
381 IF QS<>CHR$(13) THEN 380
385 ' HIGH SCORE ?????
390 GOSUB 700
395 IF S>HI(3) THEN PRINT@384,"G
REAT SCORE!!":PLAY"L1602CDEFGAB"
:INPUT"NAME ";S$:S=LEFT$(S$,10)
400 FOR Q=1 TO 3
410 IF S>HI(Q) THEN FOR Z=3 TO Q
STEP-1:HI(Z+1)=HI(Z):HI$(Z+1)=H
I$(Z):NEXT Z:HI(Q)=S:HI$(Q)=S$ E
LSE NEXT Q
420 GOSUB 700
430 PRINT@359,"THE TOP PLAYERS"
440 FOR Q=1 TO 3:PRINTQ:HI$(Q),H
I(Q):NEXT Q
445 PLAY"04T3L2GDL4EFG"
450 PRINT@487,"PLAY AGAIN (Y/N)
?";
460 QS=INKEY$
470 IF QS="Y" THEN 500 ELSE IF Q
="N" THEN POKE65496,0:CLS:END E
LSE 460
499 ' INPUT SKILL LEVEL
500 GOSUB 700
510 PRINT@416,"STARTING SKILL LE
VEL (1-50)":
520 INPUT SK$:SK=VAL(SK$)
530 IF SK<1 THEN GOSUB 800:GOTO
500
535 IF SK>50 THEN SK=50
540 GOTO 15
599 ' TITLE & INIT.
600 POKE65497,0
```

```
605 RGB:CLS0:PALETTE1,0:PALETTE0
,34:PALETTE 12,9:PALETTE 13,0
606 'ON BRK GOTO 600
607 GOSUB 800
610 GOSUB 700
620 PRINT@388,"BY KENNETH REIGHA
RD, JR.";
630 PRINT@455,"COPYRIGHT (C) 199
2";
640 FOR Q=1 TO 5:PLAY"T9L801CDEF
GAB0ADF01BAGFEDC":NEXT Q
644 DIM HI$(4),H(4)
646 FOR Q=1 TO 3:HI$(Q)="COCO":H
I(Q)=400-100*Q:NEXT Q
650 GOTO 500
699 ' CLEAR SCREEN SUB.
700 PRINT@352,STRING$(159,32);:P
OKE1535,96:RETURN
799 ' DRAW TITLE SUB.
800 RESTORE
803 CLS0
810 FOR Q=1 TO 352:READ Z:PRINT
CHR$(Z+128):NEXT Q
830 RETURN
899 ' TITLE DATA
900 DATA35,35,35,35,35,35,35,
35,35,35,35,35,35,35,35,35,35,
35,35,35,35,35,35,35,35,35,35,
5,35,35
901 DATA51,51,50,48,48,49,48,48,
48,48,48,64,64,83,83,82,82,80,80,
80,80,80,80,81,80,80,80,80,80,8
0,80,80
902 DATA48,58,48,62,58,61,56,62,
58,62,58,64,64,91,83,90,90,94,90
,94,90,94,90,93,88,94,90,94,90,9
0,80,85
903 DATA48,58,48,58,58,53,62,56,
58,76,72,90,90,90,94,90,90,90,9
4,88,85,94,90,90,92,92,93
904 DATA60,60,56,56,56,52,80,60,
56,56,80,80,80,80,80,80,88,88,8
8,88,80,92,88,84,80,88,88,88,80,8
0,81,94
905 DATA83,83,83,83,83,83,83,83,
83,83,83,83,83,83,83,83,83,83,8
3,83,83,83,83,83,83,83,83,83,8
3,94
906 DATA3,2,113,115,1,
12,112,113,113,112,112,112,112,1
12,114,112,112,112,112,112,115,
907 DATA10,14,10,14,10,14,8,10
,10,117,112,117,125,117,117,117
,125,117,124,116,126,117,125,117
,124,122,112,127,
908 DATA32,10,32,10,32,14,10,12,
10,14,10,32,117,112,117,112,117,
117,117,124,117,112,32,122,117,1
17,117,32,32,124,32
909 DATA32,8,32,8,32,8,12,8,8,
8,32,116,124,116,124,116,116,116
,124,116,124,32,120,116,124,116,
32,32,32,124,32
910 DATA44,44,44,44,44,44,44,44,
44,44,44,44,44,44,44,44,44,44,44
,44,44,44,44,44,44,44,44,44,44,44
,44,44,44,44,44,44,44,44,44,44,44
,44,44
```

Product Review

The CoCo Collection: A Bit of Work and a Bit of Play

The CoCo Collection is a package of 13 ready-to-run programs for the CoCo 3. This new offering from Sheldon Parsons requires a disk drive, and you'll need a printer for a couple of the programs it includes. However, most of the programs are games. The package is menu-driven; to get started, the user simply enters "RUN MENU". Each of the 13 programs is assigned a number or letter, and you need only press this character to run its associated program. Let's see what programs *The CoCo Collection* offers:

- Blind Poker** — a cute two-player game with nice graphics. The game is similar to "real" poker, but you don't get to peek at your face-down cards.
- Mind Boggler** — a game in which you attempt to rearrange two sets of colored blocks on a grid, but the game restricts you

- to certain types of moves and jumps. I find *Mind Boggler* to be a real challenge.
- Calendar Maker** — a utility for creating a handy desk calendar. This program requires a printer.
- Connect Four** — the same game that has been around for many years. Designed for two players, this game is fun to play and frequently frustrating!
- DOS Commands** — This utility is a collection of handy commands for disk functions. It allows you to execute, rename, copy and kill disk files, as well as perform directory functions and print disk jackets with disk directories on them.
- Hangman Jr.** — The classic game of *Hangman* except that it uses no graphics. Another interesting twist is that you never hang the man either. You just keep playing until the correct answer is found. The 2computer keeps track of the letters used and displays them on the screen.
- Indian Poker** — plays like the old classic where each player holds a single card against his forehead; you can see everybody else's card but not your own. In this version you take turns looking at the computer screen to see the card your opponent has. No graphics, but the principle is the same.

- Pair Two** — a memory-type game in which you try to remember the colors found behind numbered blocks. I really had trouble with this one (obviously my memory is too short).
- A Day at the Races** — bet your "money" and take your chances. (Daily odds and tips are provided.) When the race begins, you see little "stick" horses racing across your screen. And just as on my trips to Churchill Downs, I lost my shirt on some 20-to-1 nag!
- Reach for the Money** — my favorite. This is a game in which the computer simply asks all sorts of questions; best of all, you get "money" for each right answer. Designed for two players, the first player to earn \$2000 wins the match.
- Slot Machine 1** — a non-graphic slot-machine game. It plays fine, but most won't use it since the next one is far superior.
- Slot Machine 2** — provides a nice graphic representation of a slot machine. You play with quarters, and when you win, you receive quarters (which spit out the bottom of the machine). *Slot Machine 2* is a lot of fun (but thank goodness they were electronic quarters).
- Tic-Tac-Toe** — no explanation needed here. This version does not use graphics,

but then graphics aren't really necessary. Designed for two players.

As a bonus, *The CoCo Collection* also includes a program called LOCK. This security program requires the user to enter the correct password before the computer can be used.

The CoCo Collection includes 10 pages of printed instructions describing what each program does and how to use it. The author also includes instructions for making a backup copy of the disk so the original can be kept safely tucked away.

Overall I am impressed with what *The CoCo Collection* has to offer; it is a nice package at a fair price. Keep in mind, however, the author accepts only money orders. (Sheldon Parsons, P.O. Box 117, Beaumont, N.D. Bay, NFLD A0J IAO, Canada; \$9.95 plus \$2 S/H)

— Jerry Semones



Once the excitement of playing games wears off, many Color Computer owners turn to finding more productive uses for their computers in their homes. There is a wide variety of applications for computers in the home — finance tracking/budgeting, filing and word processing immediately come to mind. In addition, the CoCo is a versatile tool for use with many other hobbies.

If you have written such a program for the CoCo, why not share it with others? We are now making tentative plans for the February 1993 issue of THE RAINBOW and are accepting submissions in BASIC and under OS-9 appropriate for that issue's theme, Home Help. All submissions must be received by us no later than October 26, 1992, and must follow our standard submission guidelines (see Page 8 for details and address).

We'd also like to see any other programs you have written (submitted material must be the original work of the submitting party, or submitted with written permission). All submissions are evaluated and considered for publication in future issues.



The following products have recently been received by THE RAINBOW, examined by our staff and issued the Rainbow Seal of Certification, your assurance that we have seen the product and have ascertained that it is what it purports to be.

CoCo Cassette #118, a variety of programs for the CoCo 1, 2 and 3. This issue includes *Vocabulary Tester*, great practice for the SAT and ACT tests; *Nourished 3*, a linear maze game for the CoCo 3; *Eye Witness 3*, tests youngsters' skill at identifying faces; *Temperature Conversions*, teaches the difference between Celsius and Fahrenheit; *Green House*, a game for those with (and without) green thumbs; *Addition Test*; a teachers' aid; *Demon Fire*, a space-based shoot-'em-up; *UFO Hunter*, ditto; *Shadow World*, a text adventure; and *Showdown in the Sewer 3*, a Turtle-based graphics game. *T & D Subscription Software*, 2490 Miles Standish Drive, Holland, MI 49424, (616) 399-9468; \$8.

The following products were received as a group from **Walter Bayer of Coles Computer Design**, 1917 Madera Street, #8, Waukesha, WI 53186, (414) 549-0750:

- **CIH PagesE v2.5**, the latest version of *CIH PagesE*, complete with a new manual and reference guide. Fontsets 2 and 3 now come with this package. Requires a CoCo 3, a disk drive and the Tandy Hi-Res joystick interface. \$29.95 plus \$3 S/H;
- **Video "U" Dig**, video-digitizing software for use with the Computize digitizer. Supports digitization through VCRs and cameras (B/W or color) and allows manipulation of captured images. Requires a CoCo 3, a Multi-Pak Interface, a disk drive, the Computize video digitizer and a mouse or joystick. \$19.95 plus \$3 S/H;
- **CIH ClipartE Set 2**, 450 clipart images in page, screen and stamp sizes for *CIH PagesE*. \$14.95 plus \$3 S/H;
- **M10 Clipart Set 2**, 300 clipart images for *Max-10*. \$14.95 plus \$3 S/H;
- **MX Clipart /SBK Set 1**, 300 clipart images (same as *M10 Clipart Set 1*) in scrapbook format for *CoCo Max III*. \$19.95 plus \$3 S/H;
- **MX Clipart /SYS Set 1**, 300 clipart images (same as *M10 Clipart Set 1*) in clipbook format for *CoCo Max II*. \$19.95 plus \$3 S/H;
- **MX Clipart /MAX Set 1**, 300 clipart images (same as *M10 Clipart Set 1*) in binary (PMODE 4) format for *CoCo Max*, *CoCo Max II* or any other PMODE 4 graphics program.


- **ZCLIP for CIH PagesE**, CIH clipart format images converted from Zebra Systems, Inc. picture disks 1 through 6. \$12 plus \$3 S/H; proof of picture disks purchase required;
- **ZCLIP for CoCo Max III**, scrapbook format images converted from Zebra Systems, Inc. picture disks 1 through 6. \$12 plus \$3 S/H; proof of picture disks purchase required;
- **ZCLIP for Max-10**, M10 clipart format images converted from Zebra Systems, Inc. picture disks 5 and 6. \$12 plus \$3 S/H; proof of picture disks purchase required.

The Rainbow Seal of Certification is open to all manufacturers of products applicable to the Tandy Color Computer, regardless of whether or not those companies advertise in THE RAINBOW. By awarding the Seal, we certify the product exists — we have a sample copy and have examined it. However, this does not constitute any guarantee of satisfaction. As soon as possible, these products will be forwarded to reviewers for evaluation.

Yes! They're still available!



RAINBOW Back Issues



BACK ISSUES STILL AVAILABLE
Have you explored the wealth of information in our past issues? From our very first, four-page issue to many with more than 300 pages of material, it's all just for CoCo users — a great way to expand your library!

A WORLD OF INFO AT A BARGAIN PRICE
All back issues sell for the single issue cover price. In addition, there is a \$3.50 charge for the first issue, plus 50 cents for each additional issue for postage and handling if sent by

United Parcel Service. There is a \$5 charge for the first issue, plus a \$1 charge for each additional issue on orders sent by U.S. Mail. UPS will not deliver to a post office box or to another country.

MOST ISSUES STILL AVAILABLE
Available issues through June 1992 are provided on white paper in a reprint form. All others are in regular magazine form. VISA, MasterCard and American Express accepted. Kentucky residents please add 6 percent sales tax; Canadian residents, 7 percent GST. In

order to hold down costs, we do not bill, and no C.O.D. orders are accepted.

Due to heavy demand, we suggest you order the back issues you want now while supplies last.

To order, review and fill out the form below and mail it with your payment.

For greater convenience, order through the Rainbow Magazine Services area of our Delphi CoCo SIG.

RAINBOW INDEX

A complete index for July 1981 through June 1984, is printed in the July 1984 issue. Separate copies are available for \$2.50 plus 50¢ handling. Indexes for subsequent years are published annually in the July issues of THE RAINBOW.

| | |
|-------------------------------|-------|
| TOTAL | _____ |
| KY RESIDENTS ADD 6% | _____ |
| CANADIAN RESIDENTS ADD 7% GST | _____ |
| U.S. MAIL CHARGE | _____ |
| SHIPPING & HANDLING | _____ |
| U.P.S. CHARGE | _____ |
| TOTAL AMOUNT | _____ |
| ENCLOSED | _____ |

Article Reprints

In instances where a given issue is now out of print and not available for purchase, we do provide photocopies of specific articles. The cost for this service is \$1.50 plus 50 cents S/H per article. This service is provided only in the case of out-of-stock issues.

Name _____
Address _____
City _____ State _____ Zip _____
 Payment Enclosed, or Charge to my: VISA MC AE
Card # _____
Expiration Date _____ Phone () _____
Signature _____

TO ORDER BY PHONE (credit card orders only) call (800) 847-0309, 9 a.m. to 5 p.m. EST. All other inquiries call (502) 228-4492. send to: THE RAINBOW, The Falsoft Building, P.O. Box 385, Prospect, KY 40059

Please send me the following back issues:

| | | | |
|--------------------------------------|---|--------------------------------------|---|
| JUL 81 FEB 82 | VOLUME 1 Premier Issue \$2.00 <input type="checkbox"/> \$2.00 <input type="checkbox"/> | APR 84 MAY 84 JUN 84 | Gaming \$3.95 <input type="checkbox"/> Printer \$3.95 <input type="checkbox"/> Music \$3.95 <input type="checkbox"/> Anniversary \$3.95 <input type="checkbox"/> |
| JUN 83 | VOLUME 2 Printers \$2.95 <input type="checkbox"/> | JUL 84 | Anniversary \$3.95 <input type="checkbox"/> |
| AUG 83 SEP 83 OCT 83 MAR 84 | VOLUME 3 Games \$2.95 <input type="checkbox"/> Education \$2.95 <input type="checkbox"/> Graphics \$3.95 <input type="checkbox"/> Business \$3.95 <input type="checkbox"/> | AUG 84 SEP 84 OCT 84 NOV 84 | VOLUME 4 Games \$3.95 <input type="checkbox"/> Education \$3.95 <input type="checkbox"/> Graphics \$3.95 <input type="checkbox"/> Data Comm. \$3.95 <input type="checkbox"/> |

| | | |
|--|--|--|
| DEC 84 JAN 85 FEB 85 MAR 85 APR 85 MAY 85 JUN 85 JUL 85 | Holiday Beginners Utilities Business Simulations Printer Music Anniversary | \$3.95 <input type="checkbox"/> \$3.95 <input type="checkbox"/> \$3.95 <input type="checkbox"/> \$3.95 <input type="checkbox"/> \$3.95 <input type="checkbox"/> \$3.95 <input type="checkbox"/> \$3.95 <input type="checkbox"/> \$3.95 <input type="checkbox"/> |
| AUG 85 SEP 85 OCT 85 NOV 85 DEC 85 JAN 86 FEB 86 MAR 86 APR 86 MAY 86 JUN 86 JUL 86 | VOLUME 5 Games Education Graphics Data Comm. Holiday Beginners Utilities Business Home Help Printer Music Anniversary | \$3.95 <input type="checkbox"/> \$3.95 <input type="checkbox"/> \$3.95 <input type="checkbox"/> \$3.95 <input type="checkbox"/> \$3.95 <input type="checkbox"/> \$3.95 <input type="checkbox"/> \$3.95 <input type="checkbox"/> \$3.95 <input type="checkbox"/> \$3.95 <input type="checkbox"/> \$3.95 <input type="checkbox"/> \$3.95 <input type="checkbox"/> \$3.95 <input type="checkbox"/> |
| AUG 86 SEP 86 OCT 86 NOV 86 DEC 86 JAN 87 FEB 87 MAR 87 APR 87 MAY 87 JUN 87 JUL 87 | VOLUME 6 Games Education Graphics Data Comm. Holiday Beginners Utilities Business Home Help Printer Music Anniversary | \$3.95 <input type="checkbox"/> \$3.95 <input type="checkbox"/> \$3.95 <input type="checkbox"/> \$3.95 <input type="checkbox"/> \$3.95 <input type="checkbox"/> \$3.95 <input type="checkbox"/> \$3.95 <input type="checkbox"/> \$3.95 <input type="checkbox"/> \$3.95 <input type="checkbox"/> \$3.95 <input type="checkbox"/> \$3.95 <input type="checkbox"/> \$3.95 <input type="checkbox"/> |
| AUG 87 SEP 87 OCT 87 NOV 87 DEC 87 JAN 88 FEB 88 MAR 88 APR 88 MAY 88 JUN 88 JUL 88 | VOLUME 7 Games Education Graphics Data Comm. Holiday Beginners Utilities Business Home Help Printer Music Anniversary | \$3.95 <input type="checkbox"/> \$3.95 <input type="checkbox"/> \$3.95 <input type="checkbox"/> \$3.95 <input type="checkbox"/> \$3.95 <input type="checkbox"/> \$3.95 <input type="checkbox"/> \$3.95 <input type="checkbox"/> \$3.95 <input type="checkbox"/> \$3.95 <input type="checkbox"/> \$3.95 <input type="checkbox"/> \$3.95 <input type="checkbox"/> \$3.95 <input type="checkbox"/> |
| AUG 88 SEP 88 OCT 88 NOV 88 DEC 88 JAN 89 | VOLUME 8 Games Education Graphics Data Comm. Holiday Beginners | \$3.95 <input type="checkbox"/> \$3.95 <input type="checkbox"/> \$3.95 <input type="checkbox"/> \$3.95 <input type="checkbox"/> \$3.95 <input type="checkbox"/> \$3.95 <input type="checkbox"/> |

| | | |
|--|---|--|
| FEB 89 MAR 89 APR 89 MAY 89 JUN 89 JUL 89 | Home Help Hardware Business Printer Summer Fun Anniversary | \$3.95 <input type="checkbox"/> \$3.95 <input type="checkbox"/> \$3.95 <input type="checkbox"/> \$3.95 <input type="checkbox"/> \$3.95 <input type="checkbox"/> \$3.95 <input type="checkbox"/> |
| AUG 89 SEP 89 OCT 89 NOV 89 DEC 89 JAN 90 FEB 90 MAR 90 APR 90 MAY 90 JUN 90 JUL 90 | VOLUME 9 Beyond BASIC Education Graphics Data Comm. Holiday Beginners Home Help Hardware Business Printer Summer Fun Anniversary | \$3.95 <input type="checkbox"/> \$3.95 <input type="checkbox"/> \$3.95 <input type="checkbox"/> \$3.95 <input type="checkbox"/> \$3.95 <input type="checkbox"/> \$3.95 <input type="checkbox"/> \$3.95 <input type="checkbox"/> \$3.95 <input type="checkbox"/> \$3.95 <input type="checkbox"/> \$3.95 <input type="checkbox"/> \$3.95 <input type="checkbox"/> \$3.95 <input type="checkbox"/> |
| AUG 90 SEP 90 OCT 90 NOV 90 DEC 90 JAN 91 FEB 91 MAR 91 APR 91 MAY 91 JUN 91 JUL 91 | VOLUME 10 OS-9 Education Graphics Data Comm. Holiday Beginners Home Help Hardware Music Printer Summer Fun Anniversary | \$3.95 <input type="checkbox"/> \$3.95 <input type="checkbox"/> \$3.95 <input type="checkbox"/> \$3.95 <input type="checkbox"/> \$3.95 <input type="checkbox"/> \$3.95 <input type="checkbox"/> \$3.95 <input type="checkbox"/> \$3.95 <input type="checkbox"/> \$3.95 <input type="checkbox"/> \$3.95 <input type="checkbox"/> \$3.95 <input type="checkbox"/> \$3.95 <input type="checkbox"/> |
| AUG 91 SEP 91 OCT 91 NOV 91 DEC 91 JAN 92 FEB 92 MAR 92 APR 92 MAY 92 JUN 92 JUL 92 | VOLUME 11 Graphics Education OS-9 Data Comm. Holiday Utilities Home Help Hardware Music Printer Programming Anniversary | \$3.95 <input type="checkbox"/> \$3.95 <input type="checkbox"/> \$3.95 <input type="checkbox"/> \$3.95 <input type="checkbox"/> \$3.95 <input type="checkbox"/> \$3.95 <input type="checkbox"/> \$3.95 <input type="checkbox"/> \$3.95 <input type="checkbox"/> \$3.95 <input type="checkbox"/> \$3.95 <input type="checkbox"/> \$3.95 <input type="checkbox"/> \$3.95 <input type="checkbox"/> |
| AUG 92 SEP 92 OCT 92 | VOLUME 12 Graphics Education OS-9 | \$3.95 <input type="checkbox"/> \$3.95 <input type="checkbox"/> \$3.95 <input type="checkbox"/> |

Feature Program

See What You're Deleting With EDIT

by Geoff Friesen

The EDIT command provided with BASIC for the TRS-80 Model III is nearly identical to the EDIT command in BASIC for the Color Computer. The difference is that the Delete subcommand (D) on the Model III highlights the deleted character as you press D. This "highlighting" is accomplished by displaying the deleted character between two exclamation marks. This feature makes it easier to see what you are deleting. Until now, though, it hasn't been available to CoCo users.

FIXEDIT makes the necessary patches to CoCo BASIC to provide character highlighting when the D subcommand of EDIT is invoked. The program is designed for the Color Computer 3 since these patches require the computer to be in an all-RAM mode. FIXEDIT may also work on a CoCo 1 or 2 in the all-RAM mode (see POKE, September 1992, Page 3), but such use has not been tested.

As a bonus, FIXEDIT also patches the RESTORE command. Once the program has

been run, you can restore the read pointer to any data line. In other words, you can have the READ command begin reading data from any DATA statement without using a loop to skip over previous data. Figure 1 shows a sample routine in which this is done.

You can use line numbers for non-existent lines (see Line 190 in Figure 1). The only restriction is that you may not use a line number greater than the line number of the last DATA statement in the program. If you do, you'll receive an OD (out of data) error.

Geoff Friesen has a bachelor of science degree in computer science and mathematics. He is the author of several published articles about computers. He may be contacted at General Delivery, Dauphin, MB R7N 2T3, Canada, (204) 638-7302. Please include an SASE when requesting a reply.

```

100 DATA NEW
110 DATA RESTORE
120 DATA COMMAND
130 RESTORE
140 READ B$
150 PRINT B$
160 RESTORE 120
170 READ B$
180 PRINT B$
190 RESTORE 109
200 READ B$
210 PRINT B$
220 END
    
```

Figure 1: RESTORE Example

CoCo 3

The Listing: FIXEDIT

```

10 'FIX EDIT AND RESTORE
20 'BY GEOFF FRIESEN
30 'COPYRIGHT (C) 1992
40 'BY FALSOFT, INC.
50 'RAINBOW MAGAZINE
100 '*****
110 '*** MINOR IMPROVEMENTS ***
120 '*****
130 '
140 REM: EDIT D !C!
150 '
160 FOR I=&H0000 TO &H013
170 READ B$
180 POKE I,VAL("&H"+B$)
190 NEXT I
200 POKE &H85CB,&HBD
210 POKE &H85CC,&H80
220 POKE &H85CD,0
230 DATA 86,21,BD,A2,82,A6,84,BD
240 DATA A2,82,B6,21,BD,A2,82,BD
250 DATA 85,D1,5A,39
260 '
270 REM: RESTORE [LINE#]
280 '
290 FOR I=&H014 TO &H022
    
```

```

300 READ B$
310 POKE I,VAL("&H"+B$)
320 NEXT I
330 POKE &H8B85,&H80
340 POKE &H8B86,&H14
350 DATA 10,27,2D,CC,BD,AF,67,BD
360 DATA AD,01,9E,47,7E,AD,E6
    
```

Feature Program

ADD HEADERS FOR EASY REFERENCE

by P.B. Blackwell

Have you ever run a program that you entered from an earlier RAINBOW only to find that you had forgotten how the program works? I find myself in this position often, and I've gotten a little tired of trying to remember which issue the program appears in so I could find the directions. Now I use program headers that include all the pertinent information.

The BASIC program in Listing 1, HEADER12, prints the title, author and issue for any program you specify. To use this header, first enter it as it appears and save it to tape or disk. Then when you are ready to enter a new program, load this header and edit it to properly reflect the program you are planning to enter. Finally, add the program, starting at Line 10. [Editor's Note:

Programs we've published over the last several years already include a header with our copyright notice. However, when we run listings for production, we don't always know ahead of time on which page a listing will fall. It's alright with us if you use the headers presented here, as long as you retain the copyright notice in our listings. All programs published in THE RAINBOW are copyrighted.]

Another way to accomplish the same thing if you have a disk drive is to edit the header and save it in ASCII format. You can then merge the header into an existing program (provided it does not have line numbers below 10). This is an excellent way to add the header to programs you've already entered.

If there is not enough space at the beginning of a program listing to include the header and you don't want to renumber the program, try renumbering the header and saving it at the end of the program you are entering. Then use a GOSUB or a couple of GOTOs to jump to the header routine.

The program in Listing 2, HEADER3, works much the same as HEADER12. The main difference is that this program supports the 40-column screen on the CoCo 3. If you have a monitor capable of displaying 80 columns, feel free to change the WIDTH

command and alter the LOCATE statements to suit your needs.

Pete Blackwell is a retired electronics technician who has owned and operated CoCos since December 1981. His hobbies include gardening (flowers and vegetables) and reading science fiction. He can be contacted at 4762 Nottingham Drive SE, Ft. Myers, FL 33905-4107. Please include an SASE when requesting a reply.

16K

The Listing: HEADER12

```

0 CLS:PRINTCHR$(13);"  HEADER1
for the CoCo 1 & 2"
1 PRINTCHR$(32);STRING$(29,42)
2 PRINTCHR$(32);CHR$(42);"  M
usic Sheet Paper ";CHR$(42)
3 PRINTCHR$(32);CHR$(42);"
For the DMP-105 ";CHR$(42)
4 PRINTCHR$(32);CHR$(42);"  b
y Barry McNeice ";CHR$(42)
5 PRINTCHR$(32);CHR$(42);"
Yakima, WA ";CHR$(42)
6 PRINTCHR$(32);CHR$(42);"  (
c) Falsoft, Inc. ";CHR$(42)
    
```

```

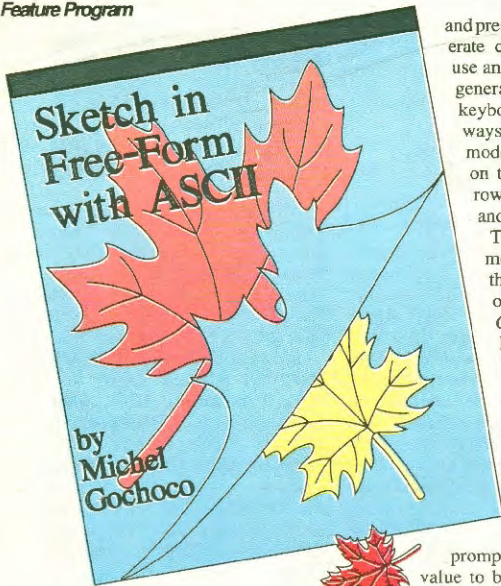
7 PRINTCHR$(32);CHR$(42);" The R
ainbow June '86 pg.20 ";CHR$(42)
8 PRINTCHR$(32);STRING$(29,42)
9 PRINTSTRING$(5,13);STRING$(10,
32);"Press a Key";:EXEC 44539
    
```

The Listing: HEADER3

```

0 WIDTH 40:CLS 5:LOCATE9,2:PRINT
"HEADER 3 for the CoCo 3"
1 LOCATE 15,5:PRINT"AutoGRAY"
2 LOCATE 13,7:PRINT"AutoGray Sca
ler"
3 LOCATE 8,9:PRINT"by Stuart Wys
s-Gallifent"
4 LOCATE 4,11:PRINT"(c) Falsoft,
Inc. - The Rainbow"
5 LOCATE 14,13:PRINT"May '92 pg
.4"
6 LOCATE 12,23:PRINT"Press any K
ey";:EXEC 44539
    
```

Feature Program



and press the other keys to generate characters — you can use any character that can be generated from the CoCo keyboard. *Clip Board* is always in an "overwrite" mode; to erase a character on the screen, use the arrows to position the cursor and press the space bar.

To call *Clip Board's* menu, press SHIFT and the up arrow simultaneously. To return to the *Clip Board* screen, press R. If you select Option P from the menu, the program prints the text you have onscreen. Option N clears the screen, giving you a clean slate on which to work. To change the printer rate, press B. You'll be

prompted for the appropriate value to be poked into Memory Location 150. Press E to end the program.


Clip Board is great for those quick note printing jobs and (as anyone who has seen ASCII graphics while online with Delphi or a BBS knows) for doodling with ASCII characters. I hope you enjoy it as much as I do. □

Clip Board is a quickie CoCo 3 program that lets you write memos or draw on the 80-column screen. The program is essentially a one-screen, full-screen (actually, 78 columns by 22 rows) text editor. Since the program uses the Hi-Res text screen, it'll be much easier to read the screen if you use an RGB or monochrome monitor. Use the arrow keys to move the cursor around,

```
CoCo 3
The Listing: CLIPBORD
1 'COCO 3 CLIPBORD
2 'BY MICHAEL GOCHOCO
3 'COPYRIGHT (C) 1992
4 'BY FALSOFT, INC.
5 'RAINBOW MAGAZINE
10 PALETTE RGB:WIDTH 80:ATTR 3,2
:CLS
20 CLEAR 5000:DIM A$(24)
30 A$(1)="*****"
***** COMPUTER CLIPBOARD **
*****
40 FOR A=2 TO 23
50 A$(A)=""
```

```
60 NEXT A
70 FOR A=1 TO 24
80 PRINT A$(A);
90 NEXT A
100 A=2:B=1
110 LOCATE B,A-1
120 B$=INKEY$
130 IF B$="" THEN 120
140 GOTO 220
150 LOCATE B,A-1
160 MID$(A$(A),B+1,1)=B$
170 PRINT B$;
180 B=B+1
190 GOSUB 310
200 LOCATE 0,A-1:PRINT A$(A);:LO
CATE B,A-1
210 GOTO 110
220 ON BRK GOTO 360
230 IF B$=CHR$(12) THEN 110
240 IF B$=CHR$(95) THEN 370
250 IF B$=CHR$(94) THEN A=A-1
260 IF B$=CHR$(10) THEN A=A+1
270 IF B$=CHR$(8) THEN B=B-1
280 IF B$=CHR$(9) THEN B=B+1
290 IF B$=CHR$(94) OR B$=CHR$(10)
OR B$=CHR$(8) OR B$=CHR$(9) TH
EN GOSUB 310 ELSE 150
300 GOTO 110
310 IF A-1<1 THEN A=2
```

```
320 IF A-1>22 THEN A=23
330 IF B<1 THEN B=1
340 IF B>78 THEN B=78
350 RETURN
360 END
370 CLS
380 LOCATE 23,12
390 PRINT "CLIPBOARD MENU"
400 PRINT TAB(25);"V-RETURN TO S
CREEN"
410 PRINT TAB(25);"P-PRINT SCREE
N"
420 PRINT TAB(25);"N-NEW SCREEN"
430 PRINT TAB(25);"B-SELECT BAUD
"
440 PRINT TAB(25);"E-END PROGRAM
"
450 PRINT:PRINT TAB(25);"SELECT
OPTION":
460 INPUT O$
470 IF O$="V" THEN 530
480 IF O$="P" THEN 600
490 IF O$="N" THEN 540
500 IF O$="B" THEN GOTO 560
510 IF O$="E" THEN END
520 GOTO 370
530 CLS:GOTO 70
540 CLS:CLEAR:GOTO 20
550 INPUT "POKE 150,":B
560 CLS:LOCATE 25,8
570 INPUT "POKE 150,":B
580 POKE 150,B
590 GOTO 370
600 FOR A=1 TO 24
610 PRINT #2,A$(A)
620 NEXT A
630 GOTO 370
```



most obvious Forum command is EXIT or CTRL-Z, of course! These commands bring you back to the SIG's Mail menu. You can also log off Delphi directly from the Forum by entering BYE.

When you enter the Forum, you see a message like that shown in Figure 1. (Of course there isn't really a Made Up SIG on Delphi! And I've changed the numbers to protect the innocent.) You can tell from the entry message that the most recent message in the Forum is 8796 and that the highest message you have read so far is 7700. In this imaginary SIG, you are almost 1100 Forum messages behind! Fortunately, only 10 of these unread messages are to you.

Notice the message Press RETURN to READ WAITING Messages. A waiting message is a message that is addressed to you that you haven't read yet. If you want to read only waiting messages, all you need to do is press ENTER (what Delphi calls the RETURN key) to read the first message to you. Once you have read this message, you press ENTER to read the next waiting message to you. When you have read all messages addressed to you, you'll see "No more messages" after pressing ENTER. If you now exit Forum, Delphi changes your high-message counter to the highest numbered message you've read.

If you want to read every message posted after the highest message you have read so far, you should type READ NEW. New messages are those messages posted after the highest numbered message you have read. If you type READ NEW, Delphi displays the next available message each time you press ENTER. (Of course messages longer than one

The Forum is often the most active area of a SIG, with ongoing discussions, questions and answers, people swapping jokes, and other random chatter. Every SIG on Delphi has a Forum. You may not be interested in all of the messages in the Forum, or you may simply not have the time to read them all. How can you get by? How can you read the messages that interest you without spending a lot of time reading those that don't? Let's start with Forum basics.

You enter the Forum by typing FORUM at the SIG prompt and pressing ENTER. The

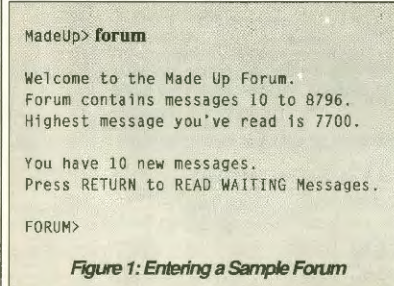


Figure 1: Entering a Sample Forum

Word Power 3.3 (for CoCo III) \$39.95

Word Processor Comparison - April 89 Rainbow; Page 26... "Just think of any word processing feature, chances are Word Power has it... packs a lot of features.. excellent word processor..."

Fast, 40/80 column color & monochrome, word/wrap, help-screens, spooler, spell checking, mail-merge, macros, two-column printing, punctuation checker, and lots more.

Pokes, Peeks 'n Execs Books

These books will give you the power of Machine Language without leaving the security of BASIC. Each book is a collection of "inside" information with explanations and examples. Everyone from the novice to the professional will find these books a wealth of information.

#PK500 • 500 Pokes Peeks 'n Execs \$16.95 500 commands such as BASIC Program Autostart. Rompak Transfer to tape. Commands/Keys Disables and much much more! For CoCo 1,2, & 3

#PKSUP • Supplement to 500 Pokes Peeks 'n Execs. 200 additional commands such as Rompak transfer to disk, double-sided drive support, 40/80 track drive support & much more! For CoCo 1,2,3.

#PK300 • 300 Pokes Peeks 'n Execs for CoCo 3 All new commands for the CoCo 3!!!

- ___ item # CGDP \$7.00
- ___ item #WP33 \$39.95
- ___ item #PK500 \$16.95
- ___ item #PK300 \$19.95
- ___ item #PKSUP \$9.95

Shipping \$3.00
Tax for NY & NJ residents
OPTIONAL ORDER FORM TOTAL

Name _____
Address _____
City _____
State _____ ZIP _____
Card# _____ Exp. / ____
Checks, MO's VISA/MC accepted, no COD

The Print Shop For Free

...Well practically. Send us \$10 to cover the costs of shipping, order processing, manual printing, and disk duplication, and we'll send you our best selling CoCo Graphics Designer Plus. The CGDP is the closest thing on the CoCo to Broderbund's Print Shop for IBM and Apple Computers. This tried and true formula for graphics productivity comes with Fonts, Graphics and Border collections! The CGDP prints banners, signs, and greeting cards, includes a clear 64 page users manual, and requires a 64K CoCo II or III, mouse or joystick, disk drive, and supports most popular printers. The CGDP is one of the most popular and useful CoCo programs ever written.

This offer is limited to one copy per family to first time Zebra customers only. It's our rather extreme way of introducing the Zebra product line to those CoCo users who've read all the great reviews of our products over the years and still haven't tried them. \$10 includes everything (except NY residents must add sales tax). Offer good for mail orders only and expires December 15, 1992.

The Print Shop is a trademark of Broderbund Software Inc.
Zebra Systems, Inc.
131 Joralemon Street #52
Brooklyn, NY 11201
(718) 625-6220

screen will be paused at each screenful.) You will encounter at least some of your waiting messages by reading through all new messages.

Why only some? It has to do with the way Delphi keeps track of waiting messages and your highest message. Waiting messages remain waiting until you have read them; however, if you read the last message in the Forum and then leave the Forum, Delphi marks your high message as the last message in the Forum! Thus, if you still have waiting messages, READ WAITING will find them, but READ NEW will not.

If the highest message in the Forum is 1100 messages higher than your high message, that doesn't imply that you have 1100 messages to read. Why not? Some messages may have been deleted. Anyone can delete a message he has sent or received. And you may have deselected some of the topics.

The OS9 Online and CoCo SIG Forums — indeed, all Forums on Delphi — have exactly the same topics as those in their respective databases. However, you can choose to ignore certain topics in the Forum. For example, if you regularly read the Forum in the CoCo SIG but are not interested in either graphics or hardware hacking, you probably would not be interested in articles posted to the CoCo 3 Graphics, Hardware Hacking or Classic Graphics topics. To ignore all postings to a given topic, use the CLEAR command while in Forum. For example, to ignore articles from the CoCo 3 Graphics topic and then check which topics you have enabled and disabled, you type:

```
FORUM> clear coco
"CoCo 3 Graphics" is no longer one of
your default topics.
```

```
FORUM> show
```

Topics set:

- General Information
- Source for 6809 Assemblers
- Utilities & Applications
- Hardware Hacking
- Games
- Classic Graphics
- Music & Sound
- Info on Rainbow
- Archives
- HELP
- Product Reviews & Announcement
- Rainbow On Tape
- Telecommunications
- Soapbox (chitchat)

Topics available (not set):

CoCo 3 Graphics

Use the SET command to make a topic visible that is currently disabled. The disabled topics are listed above under Topics available (not set): — so far you have disabled only the CoCo 3 Graphics topic.

Most Forum articles are posted to the General Information topic, but many people try to put messages into the proper topics. It's always best to try to put your messages into the appropriate topics.

Now that we've discussed topics and high message counters and waiting messages, what does a message look like? Figure 2 shows a fictional message in the Made Up SIG. The article was sent on the second of July (this year); messages older than about 3 months show the date in a slightly different format. This Forum article was posted to the General Information topic. The subject is "RE: How do you DO that?" and the message is in reply to a previous

```
7754 02-JUL 00:54 General Information
RE: How do you DO that? (Re: Msg 7688)
From: MYFRIEND To: ME (NR)
```

```
Hi. I saw your question and thought I'd send you a program to show you
how. Check your EMail.
```

Your Best Friend

Figure 2: A Sample Message

message in the Forum: message number 7688. ("RE:" is a common shorthand for reply. When you reply to a message, "RE:" is automatically prepended to the subject.) This message was written by Delphi user MYFRIEND and was meant for Delphi user ME. The "(NR)" after the "To:" name indicates that the message recipient has not yet read this message; "NR" is short for "Not Read."

Next month I'll continue discussing Forum, and I'll mention ways to save money and search through old Forum messages to find answers to questions. Quite a bit of wisdom is stored in several years worth of old Forum messages in both the CoCo and OS9 SIGs!

New Weekly Conference

Chris Deierlein (CDEIERLEIN) is hosting a new weekly conference in the OS-9 SIG titled "OS-9 Help Line." The conference starts each Thursday at 10 p.m. Eastern time. Other members of OS9 Online drop in from time to time. If you have any questions about OS-9 you want to ask, this a good place to ask them.

May Uploads

The big news this month in the OS-9 SIG

is Marty Goodman's (MARTYGOODMAN) reports from the Chicago CoCo Fest hosted by CoCoPro! and his trip to the Consumer Electronics Show with Steve Bjork (6809ER). Rodger Alexander (SALZARD) also uploaded information about a later show in the Pacific Northwest, which we will hopefully hear about later. A great amount of May (and later!) Forum traffic followed the arrival of the May issue of THE RAINBOW when people read Lonnie Falk's editorial; some of this also appeared in the databases!

Darren Kindberg (DKINDBERG) released a demo version of GIndex for Multi-Vue. Jim Vestal (JIMVESTAL) uploaded a port to the CoCo of Scribe. This program allows you to connect to certain BBSs and download all your unread mail, and then read it at home when you have hung up the phone. You can save considerably on your phone bills if you regularly connect to a BBS that allows you to use Scribe.

Philip Brown (THEFERRET) contributed programs to several database topics! One is the OS-9/68000 binary for the Bourne Shell, sh, from the TOP distribution disks. This popular shell is derived from a standard UNIX Shell. Philip also released a program for K-Windows that allows you to set fore-

ground/background colors and more on the MM/1 and any other machine running K-Windows. Finally, Redial is a Bourne Shell script that allows you to keep redialing a busy number until you connect.

David Wilson (KRELL) provided example C code that uses signals under OS-9/6809 to help those who are trying to figure out how to use signals.

Mike Sweet (DODGECOLT) released a preliminary version of Doc, a port of his popular editor Ed to OS-9/68000 and K-Windows. Robert Heller's (RHELLER) Home Librarian maintains a database of "cards" — you can use this program to keep track of CD's, books, and many other items.

In the CoCo SIG this month, Chris Burke (COCOXT) released BASIC for Frank Hogg Laboratory's TC-9. John Saya (SAYA) uploaded his disk management program, CoCo Directory Manager. Johnny Williams (DRILLMASTER) contributed a memory exercise game, Memlcons, similar to Concentration. Don Hutchison (DONHUTCHISON) shared an amusing history of the world in the form of a collection of student bumper stickers.

Eddie Kuns is pursuing a doctorate in physics at Rutgers University. He lives in Aurora, Illinois, and works as a programmer and researcher at Fermilab. Eddie is the database manager of the OS-9 SIG and can be reached online as EDDIEKUNS.

DATABASE REPORT

OS-9 SIG

General Information

SAT. SESSION REPORT ON COCOFEST
 MARTYGOODMAN Many Goodman
 REPORT ON CHICAGO CES & COCOFEST
 MARTYGOODMAN Many Goodman
 INSIDE OS9 LEVEL II BOOK/DISK
 FHOGG Frank Hogg
 NORTHWEST COCOFEST
 SALZARD Rodger Alexander
 NW COCOFEST TRIVIA CONTEST
 SALZARD Rodger Alexander
 NORTHWEST FEST ANNOUNCEMENT
 SALZARD Rodger Alexander
 RESPONSE TO RAINBOW EDITORIAL
 PDUNC Paul Duncan
 LONNIE FALKS MAY '92 EDITORIAL
 JIMVESTAL Jim Vestal

Applications (6809)

CRYPTO (REVISED) AND ENCRYPTO
 RICKGRAY Rick Gray
 TSEDIT "VI" PATCHES VI.2
 RICKADAMS Rick Adams
 GINDEX 1.1 FOR MULTIVUE
 DKINDBERG Darren Kindberg
 VU TEXT FILE VIEWER VERSION 1.1
 JIMVESTAL Jim Vestal
 HEX. & DEC. CONVERTING UTILS
 TAFOLD Scott S. Stone
 HDBACKUP: HARDDRIVE IMAGE BACKUP
 MARKGRIFFITH Mark Griffith

Telecom (6809)

DOMINIONS V2.1: RIBBS GAME
 EMTWO Paul M. Fitch, Jr.
 PATCHED AUTOMODE FOR OSTERM
 DBURGETT Dave Burgett
 SCRIBE OFFLINE READER FOR QWK PA
 JIMVESTAL Jim Vestal

Games & Graphics

LONE WOLF (VEF)
 MOHRT Tim Mohr
 VEF2GIF: ANOTHER VEF TO GIF UTIL
 RICKMAC Richard McNabb
 RAYTRACES (GIF)
 JOHNBAER John Baer
 VEF2GIF: GIF CONVERTER
 MEYE001 Homer Meyer

YRBIO: BIORYTHM PROGRAM

WOAY Jim Martin
 GIF CONVERSIONS
 MEYE001 Homer Meyer
 SUNSET - RAYTRACE (GIF)
 JOHNBAER John Baer
 AUTODESK ANIMATOR FLI/FLC FORMAT
 MIKEHAALAND Mike Haaland
 KDBTRACE: RAY TRACING PACKAGE
 COMPER Glen Hathaway
 FIVE SIMPLE RAYTRACES (GIF)
 COMPER Glen Hathaway

Music & Sound

SWEDISH CHEF (DIGITIZED)
 MICHAELJN Mike Nelson

Programmers Den

CNTX: C SYNTAX CHECKER
 WOAY Jim Martin
 SH: BOURNE SHELL BINARY
 THEFERRET Philip Brown
 QSIG.C: SIGNAL HANDLING EXAMPLE
 KRELL David Wilson

OSK Applications

TEXT MODE UTIL
 THEFERRET Philip Brown
 ISPELL 2.0.02.1: SPELLING CHECKER
 KSCALES Ken Scales
 OS-9/6809 EMULATOR
 SEMLER John Semler
 DOC V0.05: TEXT EDITOR
 DODGECOLT Mike Sweet
 HOME LIBRARIAN
 RHELLER Robert Heller
 MM/1 35 FONTS UPDATE
 JOELHEGBERG Joel Hegberg
 35 FONTS FOR THE MM/1!
 JOELHEGBERG Joel Hegberg

OSK Telecom

REDIALER SHELL SCRIPT
 THEFERRET Philip Brown

Tutorials & Education

INTERNET ADDRESS GUIDE
 MRGOOD Hugo Bueno

STARTING GCAL AFTER BOOTING

DKINDBERG Darren Kindberg

CoCo SIG

General Information

REPORT ON SATURDAY OF COCOFEST
 MARTYGOODMAN Marty Goodman
 PNW COCOFEST
 SALZARD Rodger Alexander
 FRIDAY NITE IN CHICAGO
 MARTYGOODMAN Marty Goodman
 TC9BASIC
 COCOXT Christopher Burke

CoCo 3 Graphics

GOOD GIF FILES
 SAYA John Saya
 GIF PICTURES
 SAYA John Saya
 STILLIFE.GIF
 SAYA John Saya
 4 IMAGES OF PAUL MCCARTNEY
 DEANHOLDER Dean Holder
 GIF TO CM3 CARTOONS
 RICKMAC Richard McNabb

Utilities & Applications

COCO DIRECTORY MANAGER (CDM/BAS)
 SAYA John Saya
 HORSEPRO/ARC
 JERRY79 Jerry Brown

Games

MEMICONS
 DRILLMASTER Johnny Williams

Music & Sound

RICHARD MARX'S "HAZARD"
 BAWILLIAMS Bob Williams

Soapbox (chitchat)

HISTORY OF THE WORLD
 DONHUTCHISON Don Hutchison

Announcing **UpTime**

The new newsletter than gives you the latest scoop about the CoCo, OS-9, and OSK world!

- ☞ Find out about new products and up-grades for your favorite computers.
- ☞ Learn about what new technical breakthroughs are on the horizon.
- ☞ Discover what programs really can do, and what they can't.
- ☞ Published monthly in newsletter format.

Get one year of UpTime for two installments of \$7.50 each!

Foreign orders, two installments of \$11.00 to cover postage.

Nine-Times:
In each issue:

The bi-monthly disk magazine for OS-9 Level 2.

- 9 helpful and useful programs
- C and Basic09 programming examples
- Hints, Help columns, and informative articles
- All graphic/joystick interface
- Can be used with a hard disk or ram disk

One Year Subscription, \$34.95; Canadian Orders, add \$1.00; Foreign Orders, add \$8.00

Back-Issues:

From May 1989. Write for back issue contents.
\$7.00 each; Foreign Orders, add \$2.00 each

Magazine Source:

Full Basic09 code and documentation for the presentation shell used with Nine-Times.
\$25.95; Foreign Orders, add \$5.00

Foreign postage excludes U.S. Territories and Canada. These products for OS-9 Level 2 on the CoCo 3. Sorry, no C.O.D.'s or credit cards; Foreign & Canadian orders, *please* use U.S. money orders. U.S. checks, allow 4 weeks for receipt of order.



OS-9

ODDS CONTINUED FROM COVER

plication, you may want to take a careful look at this routine — notice that it computes only the bottom 16 bits of the 32-bit result. (I've used the `l` symbol to indicate the logical AND operation, in accordance with Motorola assembler conventions. Your assembler may differ.)

Going Further

The linear congruential generator returns a random number between 0 and 65535, inclusive. This is probably not the range you'll want, so you'll need to convert it for the desired range. Before doing so,

however, consider this: For this sort of random-number generator, where the modulus is a power of two, the low-order bits are not as random as the high-order bits. In the resulting sequence, the bottom bit alternates. So, you should always depend on the high-order bits. For example, to get a random number from 0 to 255, use the high-order byte, not the low-order byte.

In general, there is an easy trick for scaling numbers like this. If we treat the number as having a decimal point at the left, we can actually interpret the random number as being in the range 0 to .99998. To get a random number between 0 and 10, for example, just multiply by 11. The high-

```
* Get a dice roll from 1 to 6
* Returns value in A, destroys CC, all other registers preserved
*
rand6  pshs  b   Save B
      bsr   rand  Get random number
      ldb   #6   Ignore the low-order byte
      mul   #6   Convert to a random number from 0 to 5
      inca  This gives a random number from 1 to 6
      puls  b,pc Restore B and return
```

Figure 2: Sample Dice Routine

```
mult  equ 13849   Hex $3619
const equ 25173  Hex $6255

rand  lda seed      High-order byte of seed
      ldb #mult!255 Low-order byte of multiplier ($19)
      mul
      pshs b        Save the partial result
      lda seed+1    Low byte of seed
      ldb #mult!256 High byte of multiplier ($36)
      mul
      pshs b        Save the partial result
      lda seed+1    Low byte of seed
      ldb #mult!255 Low byte of multiplier ($19)
      mul
      adda ,s+      Add the partial results
      adda ,s+
      add #const    Add const
      std seed      Save the new seed
      rts          Return the result in D
```

Figure 1: The rand Subroutine

order byte of the result will then be between 0 and 10, as desired.

To see what we're talking about, look at Figure 2, which shows a short subroutine that returns a random dice roll. It has been simplified by ignoring the low-order byte of the random number completely, which only creates a small error in our scaling. This optimization is acceptable in this case, but if you needed random numbers from 1 to 600, for example, you should use the full 16-bit result returned by `rand`.

For More Information

The only really good discussion I've found of random-number generators is in the first half of Volume Two of Donald Knuth's series *The Art of Computer Programming*, titled "Seminumerical Algorithms." Unfortunately the content is very technical and does not include many concrete examples. If you are comfortable with formal statistics and number theory, this

text can be a very useful source of ideas. It includes a lengthy discussion of testing random-number generators.

That's all for this first installment of "Tips, Tricks and Traps." Next time we'll take a look at a little trick I use for converting hexadecimal numbers into ASCII.



Tim Kientzle is currently pursuing a doctorate in mathematics at the University of California at Berkeley. He is the author of N-Term and has worked with the Color Computer since 1982.

Product Review

The CoCo Font Pro Adds Flexibility to CoCo 3 Typefaces

The *CoCo Font Pro* is a font-design and -selection program for the CoCo 3. With it, you can create new fonts or use the seven fonts included to display many different typefaces on the CoCo 3 graphics screens from within your BASIC programs (using `HPRINT`). Written in machine language, *The CoCo Font Pro* is fast; and the menu-driven user interface (along with the many prompts and dialogue windows) makes the program very user-friendly.

The *CoCo Font Pro* requires a disk drive and works with any type of monitor. To get the program running, all you need to do is enter `DOS` or, if you have Disk BASIC 2.0, enter `LOADM"LOADER":EXEC`. A colorful menu appears providing options for loading the font editor, loading the Install modnie, or quitting.

The editor shows all of the characters and symbols in a specific font. Selection of a single character for modification is done via the right joystick. The editor screen also shows a grid, called the zoom window, in which the selected character is displayed while you are working on it. Editing is performed on a pixel-by-pixel basis and is controlled via the right joystick. At any time, you can load a previously constructed font set for editing or viewing. You can also save the font set currently in memory.

Since fonts are saved in sets of six, *The CoCo Font Pro* requires you to enter a filename for the set as well as ID numbers for the fonts. These font ID numbers help you keep track of which font is which when you use them in BASIC. This also brings us to one of the handiest features of *The CoCo Font Pro* system: Since you'll have up to six fonts in memory simultaneously, you can choose the font you want at any time.

You can even mix fonts on the graphics screen.

Before you can use the new fonts from within BASIC, you must add a short subroutine to your BASIC program. This subroutine is included on the disk in ASCII format, facilitating easy merging into your program. The actual font selection is accomplished by using a simple poke along with the appropriate ID number for the font you want. Also included with *The CoCo Font Pro* is a demo program that displays all six installed fonts on an `HSCREEN2` page.

The Install option allows you to select the six fonts you want placed in a given font set. When you first run the program, all six memory blocks are set up to reflect the normal font. Using the arrow keys, you simply move a pointer to select the six fonts (by name) that you want to use.

The CoCo Font Pro includes the following fonts: Normal, Normal Inverted, Picture, Script, Fancy, Outline and Bold. Other ready-to-use fonts are available, including Old English, Future, 1940s and more. The optional font-set disk also includes a utility that allows you to renumber the font sets, as well as a utility for converting *McPaint* fonts to *The CoCo Font Pro* format.

The CoCo Font Pro is an excellent product and will be useful to most CoCo hackers and software tinkerers. It's simple yet effective and can even be used by novices. It's also priced right for today's Color Computer market. (*Color Computing Software*, 65 Oak Road, Canton, MA 02021; \$14.95 plus \$1 SH; optional font disk, \$4.95.)

—Robert Gray

Feature Program

Now that the school year has begun, students in beginning chemistry are probably wondering why they took that course. Many find themselves looking for all the help they can get. *Molecular Mass Finder* is a simple Color Computer program designed to ease the burden by calculating the mass of specific compounds.

When you run *Molecular Mass Finder*, you are asked to enter the symbol for an element. Simply type the standard chemical symbol (e.g., Fe, H, etc.) for the first element in the compound and press ENTER. You are then asked for the number of atoms of this element in the compound. Repeat this for each element; as you add new elements to the compound, the new total molecular mass appears onscreen. This result is displayed in terms of grams per mole. (Do you remember Avogadro's number?) To start a new compound, press ENTER twice.

Molecular Mass Finder handles most common elements. To add support for some of the less common elements, add to the DATA statements in the program. The format used places the symbol for the element first, followed by the atomic weight. If you add data, make sure the last data entry in the list is `XXX,XXX` (see the end of Line 90).

Kevin Speight is a university student who enjoys using his CoCo for programming and word processing. He can be contacted at Box 266, Howe Hall, Dalhousie University, Halifax, Nova Scotia, B3A 4J5. Please include an SASE when requesting a reply.

Molecular Mass Finder.
by Kevin Speight

```
16K Extended
The Listing: MOLEMASS
1 *MOLECULAR MASS
2 *BY KEVIN SPEIGHT
3 *COPYRIGHT (C) 1992
4 *BY FALSOFT, INC.
5 *RAINBOW MAGAZINE
30 TL=0
40 CLS:PRINT" MOLECULAR MAS
5 FINDER":PRINT@416,"PRESS ENTER
TWICE TO ERASE TOTALPRESS ENTER
AT SECOND PROMPT FOR
ONE ATOM":PRINT@292,"TOTAL: "
;TL;"GRAMS/MOLE"
50 PRINT@96,"symbol of element:
":INPUTEL$:INPUT"number of atom
s: ";NUS:IFEL$=""THENRUNELSEIF
NUS=""THENNU=1ELSENU=VAL(NUS)
60 RESTORE
70 READX$:IFX$="XXX"THENPRINT@26
3,"element not found.":SOUND1,1:
FORX=1TO1400:NEXT:GOTO40
80 DATA,12,01,H,1,01,O,16,00,CL
,35,45,N,14,01,NA,22,99,AL,26,98
,S,32,06,CA,40,08,ZN,65,38,K,39,
1,BA,137,33,P,30,97,AG,107,87,CR
,52,B,10,81,SI,28,09,F,19,CU,63,
55,NI,58,71,FE,55,85
90 DATAM,54,94,MG,24,31,LI,6,94
,BE,9,01,BR,79,9,AS,74,92,HG,200
,59,PB,207,19,81,208,98,AU,196,9
7,RB,85,47,SN,118,69,SB,121,75,C
S,132,91,I,126,9,C,58,93,XXX,XX
X
100 IFX$<EL$THEN70ELSEREADNU(1)
:TL=TL+(NU(1)*NU)
110 GOTO40
```


Feature Program

OS-9 Database Saves NETWORKING INFO

by Philip G. Scherer

BBS9 is one section of a three-part database system I wrote for OS-9 Level II on the Color Computer 3. I use BBS9 to allow easy access to phone numbers and locations for the computer bulletin boards I contact. It can also be used to store and retrieve numbers for Delphi, GENie, CompuServe and networks. As published in this article, **BBS9** is a stand BBS database.

BBS9 is written in C, and you'll need the Microware C Compiler to compile the source code. The program has been tested and compiled using a 512K CoCo 3, but it should also work with 128K machines. Since **BBS9** uses Level II's windows, you do need OS-9 Level II. Also, the `mkdir` command is required when you first set up the program. (This command is included with Level II.) In order to compile **BBS9**,

you also need the `cgfx.l` graphics library, which is supplied with *Multi-Vue*. Alternatively, a C graphics library is available for downloading from the databases in the OS9 Online SIG on Delphi. The compiled ready-to-run program is on this month's RAINBOW ON DISK for those without access to the Microware C Compiler.

The source-code is broken into four files for easier editing and handling, and they are

commented so you can follow the program's logic. The first file is the main control program, `bbstop.c`. This section provides the **BBS9**'s Main menu. The second file, `bbssearch.c`, includes the `bbssearch.c` function only and is the primary search function used when **BBS9** is running. The third file is `bbsen_del.c`, which is made up of the functions `bbsEnter.c` and `bbsDelete.c`. `bbsEnter` allows you to enter new BBS records, and `bbsDelete` handles the deletion of unwanted records. The final source-code file for the **BBS9** system is `bbsdis_ch.c`. This section contains the display and change functions that are called and used by the other functions for screen display and editing.

Using the Program

After you have compiled the **BBS9** source code, you must create a directory named `BASE9` in the root directory of your /dd device. Do this with the `mkdir` command as follows:

```
mkdir /dd/BASE9
```

You are now ready to run **BBS9**. To do so, just enter `bbs9` at the OS9 prompt.

The first time you run **BBS9**, a prompt appears informing you that the database doesn't exist and asking if you want to create it. Press Y and the program creates and initializes the database file `bbs` in the `BASE9` directory. After this, the Main menu appears, with options for searching, adding new records, deleting records and quitting. **BBS9**'s Main menu is "hot-keyed", so you don't have to press ENTER after selecting an option — simply press the number corresponding to what you want to do.

At this point, there are no records in the database. Press 2 to enter new records and the program prompts you to enter the name of a BBS. If you change your mind and decide not to enter new records, simply press ENTER by itself here. After you enter a BBS name, **BBS9** asks you to enter the phone number and location, and your User ID and password for the BBS. When entering untried BBSs, I leave the last entries blank or fill them with `<na>` and change them later. Finally, the program asks if you want to record your entries. To save the record to the database file, press Y. (*Hint: I find it easier to go ahead and save the record and go back later to correct mistakes than to retype the entire record.*) Once the record is saved, you are asked if you want to enter information for another BBS. Press Y or N accordingly. Note that if you enter a BBS name that already exists in the `bbs` database file, the program alerts you and does *not* overwrite the existing record. **BBS9** is designed to trap user errors.

Once you have added records to the database, you can select the search option (Option 1) from the Main menu. After selecting this option, press 1 again and enter the name of the BBS you want to find. This part of the search function is most useful for calling up information when you have more than one BBS name beginning with the same letter(s). It is also the only route to take when you want to edit a record's contents. Otherwise, it is easier to select Function 2 on the Search menu, then press the first letter of the BBS name you want. If you select Function 2, **BBS9** steps through every record for BBSs beginning with that letter. Function 3 on the Search menu allows you to list all the records in the data-

JWT Enterprises

Optimize Utility Set 1:

- ⇒ Optimize your floppies and hard drives quickly and easily!
- ⇒ Includes utility to check file and directory fragmentation.
 - ⇒ Works alone or with Burke & Burke *repack* utility.
- ⇒ One stop optimization for any Level 2 OS-9 system.

\$29.95; Foreign Postage, add \$3.00

Optimize Utility Set 2:

- ⇒ Check and correct any disk's file and directory structures without any technical mumbo-jumbo.
- ⇒ Run periodically to maintain the integrity of your disks as well as the reliability of your data.
 - ⇒ Especially useful before optimizing your disks.

\$19.95; Foreign Postage, add \$3.00

Optimize Utility Set Pac:

- ⇒ Get both packages together and save!

\$39.95; Foreign Postage, add \$4.00

JWT Enterprises
5755 Lockwood Blvd.
Youngstown, OH 44512

Technical Assistance & Inquiries:
(216)-758-7694



Sorry, no C.O.D.'s or credit cards; Foreign & Canadian orders, please use U.S. money orders.
U.S. checks, allow 6-8 weeks for receipt of order.

Copyright (c) 1992

OS-9 is a trademark of Microware Systems Corp. and Motorola, Inc.



Burke & Burke
P.O. Box 733 Maple Valley, WA 98038
U.S. ORDER DESK: (800) 237-2400
INT'L & TECHNICAL: (206) 432-1814

Boost your CoCo with these fine Burke & Burke products:

THEXDER:OS9 -- NEW FOR OS9. Use your TANDY™ Thexder cartridge under OS9. By Alan DeKok. \$29.95

The 6309 Book -- 6309 programming book by Chris Burke. Includes XSM assembler, disassembler, and DEBUG patches for OS9 Level 2. \$24.95

PowerBoost -- 2 MHz enhanced HD63B09E processor w/ OS9 kernel and I/O patches (10% - 50% speed improvement). Note: soldering required for installation. \$29.95

WORLD CLASS CHESS* -- Use Cyrus Chess cartridge w/ L2 OS9 \$29.95

FILE SYSTEM REPACK 1.1 -- Faster OS9 disk defragmenter \$29.95

FILE RECOVERY SYSTEM -- Helps recover files from OS9 disks. \$24.95

R. S. B.* -- Disk BASIC for Level 2 (BASIC ROM required). \$39.95

EZGEN 1.09 -- Handy & powerful OS9 bootfile editor \$19.95

WILD & MV -- Use wildcards with OS9 commands; move files \$19.95

PERTASCH -- Challenging OS9 game to make words from a list of random letters. Play against the computer, multi-user, or BBS. \$19.95

ZCLOCK - Continuous time / date display on Level 2 screen \$9.95

COCO XT -- Use PC MFM or RLL hard drives with CoCo! OS9 S/W included (add \$30 for COCO XT-RTC version with real-time clock; add \$20 for XT-ROM hard disk auto-boot ROM). \$69.95

DAGGORPATCH -- Transfers TANDY™ Dungeons of Daggorath cartridge to DISK BASIC. Adds disk I/O, screen dump, repeat. \$9.95

WA RESIDENTS ADD 8.2% SALES TAX. MasterCard & VISA accepted. U.S. COD's add \$3.75. Min. U.S. shipping \$4.00. Min. to Canada \$5.00. Please allow 2 weeks for delivery. Overnight or 2nd-day available for in-stock items. Software upgrades \$5.00 each w/receipt, including U.S. shipping.

Call or write for a free catalog of more exciting Color Computer products!

base, and Function 4 returns you to the Main menu.

Option 3 on the Main menu is the Delete function. When you select this option, you are asked for the name of the BBS listing you want to delete. If you select the Delete function erroneously, simply press ENTER to return to the Main menu. After you enter a BBS name here, you are given one more opportunity to abort.

As a final note, BBS9 always converts the name of the BBS to uppercase charac-

ters when handling records. All other fields are stored just as you enter them.

Phil Scherer is a mechanical-design engineer for automatic packaging and assembly systems. In addition to working with OS-9 on the CoCo, his hobbies include snorkeling and horticulture. He can be contacted at 6191 NW 34 Hwy., Ft. Lauderdale, FL 33309. Please include an SASE when requesting a reply.

OS-9 Level II

Listing 1: bbstop.c

```
#include <stdio.h>
#include <string.h>
#include <ctype.h>
#include <stdlib.h>

direct struct base {
    char name[15];
    char number[15];
    char location[25];
    char id[15];
    char pass[20];
} record;

direct struct tempof {
    char name[15];
    char number[15];
    char location[25];
    char id[15];
    char pass[20];
} temp;

pflinit();

char database[] = "/DD/BASE9/bbs";

main()
{
    char ch;
    FILE *fp;
    int init=0;

    #asm
    info "BBS9 v1.3 copywrite P.Scherer 1992"
    #endasm

    setbuf(stdin,0);
    setbuf(stdout,0);

    /*create database if it doesn't exist*/
    if((fp=fopen(database,"r"))==NULL){
        OWSet(1,1,10,7,60,12,0,1);
        printf("\n\n Database %s does not exist\n",database);
        printf("\nDo you wish to open one with this name? ");
        ch=getchar();
        if(ch=='y'||ch=='Y'){
            fp=fopen(database,"w+");
            fwrite(&init,sizeof init,1,fp);
        }

        /*create initial file in database*/
        strcpy(record.name,"?");
        fwrite(&record,sizeof (struct base),1,fp);
        fclose(fp);
        OWEnd(1);
    } else { OWEnd(1);
        return; }

    /*create main menu*/
    OWSet(1,1,0,0,80,24,0,2);

    do {
        OWSet(1,1,12,6,60,12,0,4);
        OWSet(1,1,10,7,60,12,0,1);
        OWSet(1,1,11,8,58,10,3,2);
        CurXY(1,20,1);
        puts("MENU");
        puts("\n 1) Search"); puts(" 2) Enter New Record");
        puts(" 3) Delete A Record");
        puts(" 4) Exit");

        /*force a selection from 1 to 4*/
        do{
            CurXY(1,0,8);
            DelLine(1);
            CurXY(1,14,8);
            printf("SELECT A NUMBER: ");
            ch=getchar();
            } while(ch<49||ch>52);

        /*call appropriate function*/
        switch(ch) {
            case '1': bbsSearch(database);
                break;
            case '2': bbsEnter(database);
                break;
            case '3': bbsDelete(database);
                break;
            default: OWEnd(1);
                OWEnd(1);
                OWEnd(1);
                OWEnd(1);
        }
    } while(ch!=52);
}
```

Listing 2: bbssearch.c

```
#include <stdio.h>
#include <stdlib.h>
#include <string.h>
#include <ctype.h>

extern direct struct base {
    char name[15];
    char number[15];
    char location[25];
    char id[15];
    char pass[20];
} record;

bbsSearch(database)
char database[25]; {
    char ch,ch2;
    register int x;
    int count;
    register int y=1;
    int w=0;
    long z=(sizeof (struct base));
    long loc;
    FILE *fp;
    char choice[20];

    /*create title window and search menu window*/
    OWEnd(1);
    OWEnd(1);
    OWEnd(1);
    OWSet(1,1,3,1,24,3,0,1);
    OWSet(1,1,4,2,22,1,3,2);

    printf(" BBS SEARCH FUNCTION");

    /*main search loop*/
    do {

        /*restore menu window if a search or change happened*/
        if(y){
            OWSet(1,1,21,5,44,14,0,1);
            OWSet(1,1,23,6,40,12,0,2);
            Clear(1);
            printf("\n\n 1) Search by name\n");
            printf(" 2) Search by First Initial of name\n");
            printf(" 3) List names in database\n");
            printf(" 4) Exit Search");

            /*force selection of 1 to 4*/
            do {
                CurXY(1,0,8);
                DelLine(1);
                CurXY(1,5,8);
                printf("CHOOSE SEARCH OPTION: ");
                ch=getchar();
                } while(ch<49||ch>52);

            /*close windows and exit to main menu*/
            /*:if exit is chosen*/
            if(ch=='4') {
                OWEnd(1);
                OWEnd(1);
                OWEnd(1);
                OWEnd(1);
                return; }

            /*open file for read and write*/
            if((fp=fopen(database,"r+"))==NULL) {
                printf("%s not accessible\n",database);
                puts("press any key: ");
                ch=getchar();
                return; }

            /*read the number of entries in the bbs database*/
            fread(&count,sizeof count,1,fp);

            /*handle selection from menu*/
            switch(ch) {

                /*start of search by name*/
                case '1': Clear(1);
                    CurXY(1,7,3);
                    puts("Press <ENTER> to abort.");
                    CurXY(1,2,6);
                    printf("Enter BBS to find: ");
                    x=readln(0,choice,19);
                    choice[-x]=0;

                    /*return to search menu if abort is chosen*/
                    if(!choice) {
                        fclose(fp);
                        break; }

                    /*convert search name to upper case for comparison to file entries*/
                    for(y=0;choice[y];y++){
                        choice[y]=toupper(choice[y]);
                        y=0;
                    }

                    /*search and compare loop*/
                    for(x=0;x<count;x++){
                        fread(&record,sizeof (struct base),1,fp);


                        /*call display function if match is found*/
                        if(!strcmp(choice,record.name)) {
                            y=display(x,y);
                            break; }

                        /*announce search failure if no match is found*/
                        if(x>count){
                            Clear(1);
                        }
                    }
                }
            }
        }
    }
}
```

DELPHI — The \$1 per hour online solution!

**DELPHI's 20/20 Advantage Plan sets the standard for online value:
20 hours for only \$20, for all the services you want!**

- Thousands of files to download.
- Chat lines with hundreds of participants.
- Worldwide e-mail.
- Hobby and computer support groups.
- Multi-player games.
- Local access numbers in over 600 cities and towns.



Trial Offer: 5 hours for \$5!

Try DELPHI at \$1 per hour. Join today and get 5 hours of evening and weekend access for only \$5. If you're not satisfied, simply cancel your account before the end of the calendar month with no further obligation. Keep your account active and you'll automatically be enrolled in the 20/20 plan for the next month.

1. Via modem, dial 1-800-365-4636.
2. When connected, press RETURN once or twice.
3. At *Password*, enter **RB55**

Questions? Call 1-800-695-4005.

Rates apply for evening and weekend access from within the mainland US. There is a one-time enrollment fee of \$19 when you join the 20/20 Advantage Plan. Further details are provided during the online registration.



DELPHI is a service of
General Videotex Corporation
1030 Massachusetts Avenue
Cambridge, MA 02138-5302

800-695-4005 • 617-491-3393

```

CurXY(1,7,4);
printf(" There is no record of %s\n",choice);
printf("\n Press any key.");
ch=getchar();
else
do {
/*give change option if search is successful*/
printf("\n Do you want to change anything <Y or N> ");
ch=getchar();
if(ch=='Y' || ch=='y'){
CrRtn();
ErLine();
change();
display(x,y);
w++;
}while(ch=='89' || ch=='121);

/*write new record if <w> is greater than <0> indicating a change*/
if(w){
loc=((loc-ftell(fp))-sizeof (struct base));
fseek(fp,loc,0 );
fwrite(&record,sizeof (struct base),1,fp);
w=0; }
fclose(fp);

/*erase display window and return to top of loop*/
if(y){
OWEnd(1);
OWEnd(1); }
break;

/*start of search by first initial*/
case'2':Clear(1);
CurXY(1,8,3);
puts("Press <ENTER> to abort.");
CurXY(1,8,6);
printf("Enter first initial: ");
ch=getchar();
if(ch=='\n'){
fclose(fp);
y=0;
break;}

/*convert search letter to upper case for compare with first letter in file*/
ch=toupper(ch);
y=0;

/*search and compare loop*/
for(x=0;x<-count;x++){
fread(&record,sizeof (struct base),1,fp);

/*call display if match is found*/
if(record.name[0]==ch){
y=display(x,y);
printf("\n Press any key to continue.");
printf(" Press <E> to end search: ");
ch2=getchar();

/*if end search is selected, close display window and return to main menu*/
if((ch2=toupper(ch2))=='E'){
OWEnd(1);
OWEnd(1);
fclose(fp);
break;}}

/*advise if search fails after first find and return to main menu*/
if(x>count){
if(y){
Clear(1);
CurXY(1,14,3);
puts("There are no more records.");
CurXY(1,14,5);
printf("Starting with the letter %c",ch);
CurXY(1,14,7);
printf("Press any key to continue.");
ch=getchar();

/*close display window*/
OWEnd(1);
OWEnd(1);
fclose(fp);
break;}

/*advise if search fails and return to main menu*/
else {
Clear(1);
CurXY(1,6,3);
printf("There are no records");
CurXY(1,6,5);
printf("beginning with the letter %c",ch);
CurXY(1,6,7);
printf("Press any key to continue: ");
ch=getchar();
fclose(fp);
break;}

/*start of list of all files in bbs database*/
/*close main menu window and open list window*/
/*does not use display for list*/
case'3':OWEnd(1);
OWEnd(1);
OWSet(1,1,26,3,37,20,0,1);
OWSet(1,1,28,4,33,18,0,2);
y=0;

/*start of read and print to screen loop*/
do {
Clear(1);
for(x=0;x<0&&y<-count;x++) {
fread(&record,sizeof (struct base),1,fp);
/*<y> is incremented for reopening main window at top of main loop*/
y++;
if(strcmp(record.name,"?"){
printf("\n %s\n",record.name);
printf("\n Press any key to continue: ");
ch=getchar();
}while(y<-count);

/*close display window and return to main menu*/
OWEnd(1);
OWEnd(1);
break;
}while(ch!='4');
}

Listing 3: bbsen_del.c
#include <stdio.h>
#include <stdlib.h>
#include <string.h>
#include <ctype.h>

extern direct struct base{
char name[15];
char number[15];
char location[25];
char id[15];
char pass[20];
}record;

extern direct struct tempo{
char name[15];
char number[15];
char location[25];
char id[15];
char pass[20];
}temp;

bbsEnter(database)
char database[20]; {
char ch;
int count;
int y,w=0;
register int x;
long z=(sizeof (struct base));
FILE *fp;

OWEnd(1);
OWEnd(1);
OWEnd(1);
OWSet(1,1,3,1,23,3,0,1);
OWSet(1,1,4,2,21,1,3,2);

printf(" BBS ENTER FUNCTION");

OWSet(1,1,5,6,52,16,0,1);
OWSet(1,1,6,7,50,14,3,2);

/*start of main loop*/
do {
Clear(1);
puts("\n Press <Enter> to abort\n");
printf("\n Enter BBS name: ");
FColor(1,0);
x=readln(0,record.name,14);
record.name[--x]=0;
FColor(1,3);

/*test for abort*/
if(!record.name){
OWEnd(1);
OWEnd(1);
OWEnd(1);
OWEnd(1);
return;}

/*convert to upper case to compare with existing records*/
for(x=0;record.name[x];x++)
record.name[x]=toupper(record.name[x]);

if((fp=fopen(database,"r+"))==NULL){
Clear(1);
printf("\nCannot access %s\n",database);
printf("Press any key: ");
ch=getchar();
OWEnd(1);
OWEnd(1);
OWEnd(1);
OWEnd(1);
return; }

/*read the file count and search for open places from deleted records*/
fread(&count,sizeof count,1,fp);
for(x=0;x<count;x++){
fread(&temp,sizeof (struct tempo),1,fp);

/*initialize y with x if open place is found, double ?? identify*/
/*location of space, w is 0 until space is found*/
if(!w){
if(!strcmp(temp.name,"?"){
y=x;
w++; }

/*search for existing record to prevent duplication*/
if(!strcmp(temp.name,record.name)){
Clear(1);
CurXY(1,10,5);
printf(" %s already exists",record.name);
CurXY(1,10,7);
printf("Press any key to continue: ");
ch=getchar();
x=0;
fclose(fp);
break; }
}
}
}

```

```

/*begin entries after duplication search*/
if(x>count){
printf(" Enter BBS phone number: ");
FColor(1,0);
x=readln(0,record,number,14);
record.number[--x]=0;
FColor(1,3);
printf(" Enter BBS location: ");
FColor(1,0);
x=readln(0,record,location,24);
record.location[--x]=0;
FColor(1,3);
printf(" Enter BBS entry I.D.: ");
FColor(1,0);
x=readln(0,record,id,14);
record.id[--x]=0;
FColor(1,3);
printf(" Enter BBS password: ");
FColor(1,0);
x=readln(0,record,pass,19);
record.pass[--x]=0;
FColor(1,3);
printf("\n DO you want to record entries?\n");
printf("\n Y or <N>: ");

if((ch=toupper(ch-getchar()))!='Y') {
x=0;
fclose(fp);
break;}
}

/*if a deletion opening was found, seek the location and enter record*/
if(w)
fseek(fp,((long) sizeof count)+(y*z),0);

/*if no deletion opening was found, increment and update count variable*/
/*and enter record at end of file*/
else {
count++;
rewind(fp);
fwrite(&count,sizeof count,1,fp);
fseek(fp,count*z,1);
fwrite(&record,sizeof (struct base),1,fp);
fclose(fp);}

Clear(1);
w=0;
CurXY(1,5,5);
puts("\n DO you want to make another entry?");
printf("\n <Y> or N: ");
ch=toupper(ch-getchar()); }

/*end of main loop*/

while(chl!='N');

OWEnd(1);
OWEnd(1);
OWEnd(1);

OWEnd(1);
return; }

bbsDelete(database)
char database[20]; {
FILE *fp;
char ch;
char bbs[20];
int count;
register int x;
long z=(sizeof (struct base));

OWEnd(1);
OWEnd(1);
OWEnd(1);

OWSet(1,1,3,1,22,3,0,1);
OWSet(1,1,4,2,20,1,4,0);

printf(" BBS DELETE SYSTEM");

OWSet(1,1,3,8,60,7,0,4);
OWSet(1,1,4,9,58,5,0,2);
printf("\n Press <ENTER> to cancel\n");
printf("\n Enter name of BBS to DELETE: ");
x=readln(0,bbs,19);
bbs[--x]=0;

/*test for abort*/
if(!*bbs){
OWEnd(1);
OWEnd(1);
OWEnd(1);
OWEnd(1);
return; }
OWSet(1,1,7,12,60,7,0,4);
OWSet(1,1,8,13,58,5,0,2);

/*convert to upper case to compare name to records*/
for(x=0;bbs[x];x++)
bbs[x]=toupper(bbs[x]);
printf("\n READY TO DELETE %s -- PROCEED? <Y or N>: ",bbs);
ch=getchar();
if(ch=='Y'){
if(!fopen(database,"r+")==NULL) {
printf("Unable to access %s\n",database);
printf("Press any key: ");
ch=getchar();}

/*read count variable and record files*/
fread(&count,sizeof count,1,fp);
for(x=0;x<count;x++){
fread(&record,sizeof (struct base),1,fp);

/*if a match is found, replace record name with double ?? causing the*/
/*program to ignore it--delete it.*/
if(!strcmp(bbs,record.name)) {
strcpy(record.name,"??");
}
}
}
}
    
```

star Plug 'n' Go for Your CoCo!



star NX-1020

This CoCo compatible NX-1020 system sets new standards in color printer performance... 225 cps, 4 NLQ fonts including Script, plus a high speed draft font: but the enhancements don't stop there. Add a 16k buffer, a special quiet mode, top feed, bottom and rear tractor and the list goes on. Seven on-demand colors, 8 color graphic modes, Epson and IBM emulation for maximum software compatibility. Virtually everything desired in a printer is here — speed, color and versatility at an affordable price with a 2 year warranty.

Our Plug'n'Go for the Coco system includes:

- NX-1020 Multi Font Color Printer
- Blue Streak Ultima
- Software Support Disk
- Color Graphics Utilities

\$239⁹⁵

+ \$10 Shipping & Insurance



star NX-1001

This CoCo compatible NX-1001 system is fully featured with 4 NLQ plus a draft font, 10 character sizes from subscript to quadruple size, 4k buffer, 180 cps, friction and tractor feed, and much much more. Backed by a 2 Year warranty, Epson and IBM emulation modes for maximum software compatibility. A performer so versatile you may never exhaust it's creative possibilities!

Our Plug'n'Go for the Coco system includes:

- NX-1001 Multi Font Printer
- Blue Streak Ultima
- Software Support Disk

\$188⁸⁸

+ \$10 Shipping & Insurance



The Ultimate Serial to Parallel Interface!

The Blue Streak Ultima

7 Switchable Baud Rates - 300 thru 19200!

- An interface cable that converts the serial output of a CoCo 1, 2 or 3 to a standard parallel format, compatible with modern parallel printers.
- Connecting the Ultima is as easy as plugging in the cable! The four pin pin plugs into the serial I/O port of your CoCo and the other end, a 36 pin connector, connects to the parallel port of the printer.
- The Ultima is powered with the +5V supplied by most printers on pin 18. If your printer does not have +5V on pin 18 you'll need to add the power option when ordering.

\$39⁹⁵

+ \$2 Shipping
POWERED VERSION
ADD \$6.00

STAR 24 WIRE PRINTER SYSTEMS ALSO AVAILABLE!

CoCo compatible • Color and Monochrome • Call for pricing

Order Your System Today... Call (513) 885-5999

DAYTON ASSOCIATES of W.R. Hall, INC.

9644 Quailwood Trail • Spring Valley, Ohio 45370

Epson is a registered trade mark of Seiko Epson Corp. IBM is a registered trade mark of International Business Machines Corp.

Visa MasterCard

Ohio residents add 6.5% sales tax COD add \$4.00
Shipping charges to Canada, P.R., HI, AK, APD, FPO are double. Triple charge to all other countries.
Price and Specifications are subject to change without notice.

All Dayton Associate's products have a 30 day moneyback guarantee.

```
fseek(fp,((long) sizeof count+(x*2),0);
fwrite(&record,sizeof (struct base),1,fp);
printf("\r Record DF1TFD:\n");
break;}

/*:if no message is found, send message and exit function*/

if(x>count)
    printf("\nThere is no record listed as %s\n",base);
fclose(fp);
printf(" Press any key: ");
ch=getchar();
OWEnd(1);
OWEnd(1);
OWEnd(1);
OWEnd(1);
OWEnd(1);
OWEnd(1);
OWEnd(1);
return; }
```

Listing 4: bbsd1s ch.c

```
#include <stdio.h>
#include <stdlib.h>
#include <string.h>
#include <ctype.h>

extern struct base {
    char name[16];
    char number[16];
    char location[25];
    char id[16];
    char pass[20];
} record;

display(x,y)
int x;
int y;

/*if y=0 then open windows for the display function*/
/*after first time through display(), y is more than 0*/

if(!y)
    OWEnd(1);
    OWEnd(1);
    OWSet(1,1,10,6,65,13,0,1);
    OWSet(1,1,1,7,63,11,0,2);
clear();
fColor(1,3);
printf("\r Record DF1TFD:\n");
printf("\r BBS= ");
fColor(1,0);
printf("\r ",record.name);
fColor(1,3);
printf("\r PHONE= ");
```

```
fColor(1,0);
printf("%s\r\n",record.number);
fColor(1,3);
printf(" 3) LOCATION= ");
fColor(1,0);
printf("%s\r\n",record.location);
fColor(1,3);
printf(" 4) LOGIN I.D.= ");
fColor(1,0);
printf("%s",record.id);
fColor(1,3);
printf(" 5) PASSWORD= ");
fColor(1,0);
printf("%s\r\n",record.pass);
y++;
return y; }

change()
char ch;
char str[5][16];
char str2[25];
int x;

strcpy(str[0], "Name");
strcpy(str[1], "Phone Number");
strcpy(str[2], "Location");
strcpy(str[3], "I.D.");
strcpy(str[4], "Password");

/*force selection of 1 thru 5*/

do {
    CurXY(1,0,9);
    ErLine(1);
    printf(" Select entry number to CHANGE <1 thru 5> ");
    ch=getchar();
    if(ch=='\n')
        return;
    while(ch<49||ch>53);
    CurXY(1,0,9);
    ErLine(1);
    printf(" Enter new BBS %s: ",str[ch-49]);
    gets(str2);

    switch(ch)
    case '1':for(x=0;str2[x];x++)
        str2[x]-toupper(str2[x]);
        strcpy(record.name, str2); break;
    case '2':strcpy(record.number, str2); break;
    case '3':strcpy(record.location, str2); break;
    case '4':strcpy(record.id, str2); break;
    default:strcpy(record.pass, str2); break;
    }
}
return; }
```



New from GALE FORCE NITROS9

OS9 Level II expediter

What is NITROS9?

NITROS9 is a modification to OS9 Level II that takes advantage of new features in the HD63B09E - a replacement for your Coco's CPU. The 6309 has more commands and can execute commands faster than the 6809.

With NITROS9 OS9 level II will run at LEAST 20% faster. EVERY program is affected, not just the system. Some OS9 system calls will actually get a higher performance increase than this, as high as even 10 times the normal speed!

Nit-OS9 patches OS9 Level II to run in the 6309's NATIVE mode. Many of the 6809 instructions will run one clock cycle faster. Running in NATIVE mode also eliminates problems encountered when running OS9 and applications both modified for the faster 6309 instructions. OS9 will run as smooth as it did before and get faster as Gale Force updates the Nitros9 package.

Upgrades to NITROS9 version 1 will be made available for FREE through Dephi and Compuserve. If you do not have access to these online services NITROS9 upgrades will be available from us on disk for a minimal handling fee.

When upgrades are available, please call us for details. Continual updates will be in the works.

Nitros9 software only **\$34.50**
Nitros9 Kit **\$49.50**
 - comes with complete installation instructions plus necessary hardware.

Nitros9 requires OS9 Level II.

KWIKGEN v1.01

Still using OS9Gen, Cobbler, or Config?
Get a REAL bootfile editor.

EzGen v1.09 vs. **KwikGen v1.01**
 5 minutes 40 sec. 44 SECONDS!

* Identical operations performed on identical fragmented boot disks
 - 2 deletes and one insert performed by both utilities

- Editing done in memory
- Load boot from disk or memory
- Patch modules
- Change order of modules
- 100% assembly code
- Make multiple boot disks in one session
- Edit existing boot files in place easily
- Load kernel from disk or mem. and write to disk
- runs under Level I or II

KwikGen requires OS9 Level I, or OS9 Level II. \$24.95

KWIKZAP v1.1

Fast and powerful file editor/zapper

- display updating is instantaneous
- dynamic sector stack
- work on file or stack
- searching functions
- 100% assembly code
- configurable environment
- "smart" verify command
- allows editing of nibbles or half bytes
- built in help - easy to use

KwikZap requires OS9 Level II. \$24.95

Experience GALE FORCE speed!

Shipping and handling is \$4.00.
Call or write for our free catalogue.
Please call for Canadian prices.

Checks: Allow 4 - 6 weeks for delivery.
Money orders: processed immediately for KWIK delivery.

Send check or money order to:
Gale Force Enterprises
 P.O. Box 66036 Station F, Vancouver,
 B.C., Canada, V5N 5L4



(604) 589-1660 8AM - 5PM PST (voice) and support BBS 5PM - 8AM PST

Support "The OS9 Underground" magazine.

Dedicated to OS9/OSK users.
For further information contact:

Fat Cat Publications
 4650 Cahunga Blvd. Ste. #7
 Toluca Lake, CA
 91602

PHOTON

The critics will be raving about this strategy game! Based on an original concept by author Jeff Steidel, *Photon* is an addictive time-muncher in the spirit of *Lemmings*™ and *Tetris*™. Match wits with Ludevide, the evil power droid, as you reason your way through over 60 devious levels. The numerous original music scores, digitized speech and sound effects, and pleasing animation and graphics enrich *Photon* to make it an unparalleled gaming experience. Soon to be released on a variety of computer platforms, the CoCo Community is lucky enough to be given first glance at this fantastic game! Req. 128K CoCo-3, disk drive, and joystick.

\$34.95

50% OFF!

Sundog Systems is blowing out selected back-stock software, and you can now take advantage of these bargains to complete your Sundog collection! For a limited time, you can buy some of the best CoCo games at 50% off retail price! Half off factory-new game software...you'll never find a better deal!

| | | |
|-----------------------------|--------------|--------------|
| Paladin's Legacy | reg. \$24.95 | now \$12.45! |
| Hall of the King 1, 2, or 3 | reg. \$29.95 | now \$14.95! |
| Kung-Fu Dude | reg. \$24.95 | now \$12.45! |
| White Fire of Eternity | reg. \$19.95 | now \$9.95! |
| Dragon Blade | reg. \$19.95 | now \$9.95! |
| Champion | reg. \$19.95 | now \$9.95! |



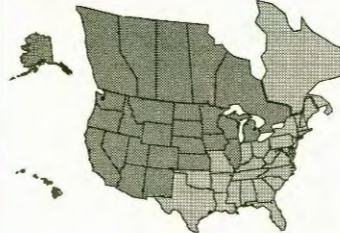
PO Box 766 Manassas, VA 22111
(703) 330-8989

Visa, MC, check, MO, and COD (US only, please) accepted. All foreign orders must be sent in US currency MO's. Include \$2.50 for shipping in USA & Canada, \$5 foreign. \$3 extra for COD orders. PA residents add 6%tax.

Advertisers Index

| | | | |
|--------------------|----|----------------------|----|
| Burke & Burke | 17 | JWT Enterprises | 15 |
| Cer-Comp | 9 | JWT Enterprises | 17 |
| Cer-Comp | 23 | Owl-Ware | 5 |
| Dayton Associates | | Rainbow Back Issues | 11 |
| of W.R. Hall, Inc. | 21 | Rainbow Subscription | 8 |
| Delphi | 19 | Rainbow on Tape/Disk | 7 |
| Farna Systems | 3 | Sundog Systems | BC |
| Gale Force | 22 | Sundog Systems | 23 |
| Hawksoft | 23 | Zebra Systems | 13 |

We appreciate your mentioning THE RAINBOW when you contact these advertisers.



Call Kim Lewis
Eastern Sales Director
(502) 228-4492

Call Ira Barsky
Western Sales Director
(312) 587-1818

The Falsoff Building
9509 U.S. Highway 42, P.O. Box 385, Prospect, KY 40059
(502) 228-4492 • FAX (502) 228-6121

CoCo III Tool Kit

Disk Commands

Backup, Initialize, Directory, Verify, Compare, Search, Edit, Erase, Speed Test, Step Rate Test, Gran Table Analysis & Repair

File Commands

Archive, Copy, Kill, Rename, Erase, View, Edit, Print, Compare, Salvage, Search, Verify, Test Archive, Un-Archive, Xmodem Send/Rec.

Coco Tools is a comprehensive set of disk utilities, providing the most complete set of functions available for the standard R.S. DOS disk system. Comparable in scope and functionality to that of the famous utility available for MS-DOS computers "PC-TOOLS"!

Coco Tools provides fast and easy operation of standard DOS commands like Copy, Rename, Kill, Disk Initialize and Directory thru a consistent and easy to use interface. It provides easy visual selection of files, so multiple file operations can be carried out with very few keystrokes. Coco Tools is also the most Comprehensive Disk Repair program available, it Automatically diagnosis and repairs file allocation errors, locates corrupt directory information and cross linked files. It provides fast and easy recovery of deleted files without the drudgery normally associated with killed file recovery. It also does lightning fast disk I/O for fast Backup and Copying at speeds you thought only higher priced computers could perform. Coco Tools has multi-file Arciving, Un-Arciving and Test Arciving functions plus the ability to extract any selected group or individual files from a compressed file with easy visual file selection. And allows customizing of display colors, printer/Serial baud rate, Drive step rates and Directory sorting preference. Coco Tools requires a 128K CoCo III, 1 Disk drive and an 80 column display \$49.95

To order by VISA, MASTERCARD or COD

Call Toll Free 1-800-383-8529

(Monday thru Saturday, 8am to 5pm PST).

To order by mail, send check or money order for the amount of the program plus \$4.00 for shipping and handling to :

Cer-Comp Ltd.
5566 Ricochet Avenue
Las Vegas, NV 89110
702-452-0632

Announcing

Icon Basic09

The next programming language for OS-9!

Icon Basic09 is a graphical user interface (GUI) to Basic09, which will make programming easier than ever! Icon Basic09 takes an innovative approach by using graphic representations, or icons, to represent statements and keywords for writing Basic09 programs and procedures. Instead of constantly typing while writing a program, the user can simply point & click to choose the desired statement!

Icon Basic09 can also be very useful in studying procedures and programs written by others to learn how they operate. The package contains a full set of icons...or, you may edit or create icons using the included icon editor. Icon Basic09 requires a CoCo-3 with at least 256k, mouse or joystick, and OS-9 lv 2.

\$20

Dual hi-res joystick adapter (RS/Colorware) **\$40**

Hi & Lo-res joystick adapter **\$27**

HAWKsoft keyboard extension cable **\$25**

Domination ("Risk"-like wargame!) **\$18**

MyDOS full-featured DOS extension **\$15**



Hawksoft

PO Box 7112
Elgin, IL 60121-7112
(708) 742-3084 eves & ends

US and CDN S&H always included. Terms: MO, check, or COD.

SUNDOG SYSTEMS



Energy is everything; your home world depends on it. However, someone or something is slowly siphoning it away. As your world's champion, you must climb into the experimental Power Tank to challenge this nemesis and his minions. Your key lies with the ability to teleport solid mass. Use this to manipulate and explore the endless stronghold of the enemy, and to exploit the free-floating DUPES (Dense Units of Photon Energy) to destroy the menacing Plasma Droids. Be cautious, though; those DUPES can be deadly, too! Photon, a fantastic new arcade game for your CoCo3, contains spectacular 320x200 resolution, 16 color graphics, ultra-smooth 60 Hz animation, and loads of real-time music and sound effects. It will send your mind racing over endless possibilities, requiring quick decisions and reactions. Quite simply, Photon is incredibly addictive; it will deliver hours of excitement. Will you become your world's greatest hero, or just another energy slave? Req. 128K CoCo 3 and disk drive.

\$34.95



GrafExpress 2.0 is a complete graphics and music programming environment. From the beginner to the accomplished professional, you can use GrafExpress to create lightning fast arcade games, graphic applications and utilities, and windowing multimedia demonstrations! The GrafExpress package includes two incredible systems. GrafExpress 16 works on all monitor types and offers support in 12 graphic resolutions (from 128x192 to 320x225). GrafExpress 256 offers 6 resolutions (from 128x192 to 160x225 on a composite monitor) in an astounding 256 colors! Ever see a CoCo do that before? Both systems include standard graphics commands (CIRCLE, FILL, etc.) that blow away the competition. For example, the BOX command peaks out at over 2 MegaPixels/second; that's 300 times faster than BASIC! 255 separate sprites of up to 100x100 pixels each are supported with window clipping and high-res pixel level collision checking. The 8-octave/4-voice music synthesizer has independent envelope, waveform, and volume controls, a 7+ KHz sampling rate, and much more. Other features include text/graphics mixing, different font sizes, fast window copying and scrolling, picture save/load, easy implementation from both BASIC and assembly language, multiple screen animation, and support for 128K/512K, double speed, and the high-res joystick interface. The package also contains support programs that are worth the purchase price of GrafExpress alone! These include an introductory demo, a picture editor, a waveform editor, and an art program that supports 256 colors! GrafExpress also comes with a 50 page manual that fully explains all of its incredible features. If you do any graphics programming or simply want to see what your little CoCo is capable of, GrafExpress is a must! Req. 128K CoCo 3 and disk drive.


\$34.95



The world is in unrest. Power-hungry villains and evil warlords are readying their forces. It falls to you to lead your people against these armies, and only your best strategic plans can save the day. Fight the good fight in any era or locale. Play a simple game of capture the flag armed with water balloons, or climb into the cockpit of a 100 foot high armored warrior. Explore the deepest dungeons, defend your galaxy, or create your own scenarios with this incredible war game construction set/simulator. Your imagination is your only limit. You will deploy your forces with total control over hostile terrain while you scroll a graphic bird's-eye window over an immense world. War Monger has terrific 320x200 resolution, 16 color graphics and includes a tile editor to create or edit your own. Play against the computer, battle with another player, or simply watch the computer plot against itself. The enemy is everywhere. Are you ready to take on the challenge as the War Monger? Req. 128K CoCo 3 and disk drive.


\$29.95

The Quest for THELDA




An immensely popular 128K CoCo 3 arcade-adventure. Over 500 screens of fast fantasy action and puzzle solving. Great graphics and sound effects. **\$34.95**. Hint book only \$4.95.

★ THE CONTRAS ★



A 512K two player futuristic combat arcade game. Full screen 320x225 hardware scrolling and smooth animation. Back-ground music score and sound effects! 512K CoCo3 only. **\$4.95**. Shipping soon!

Crystal City



This was THE game of '91! Ultra-fast space action with hardware scrolling on a 128K CoCo 3. Wild sound effects and over 30 MegaBytes of amazing graphics! **\$4.95**.

ZENIX




Lightning fast arcade game for the 128K CoCo 3. Terrific 320x225 graphics, back-ground music score and sound effects, and out-of-sight game play. **\$29.95**.

ALSO AVAILABLE

| | |
|--|-------------|
| Warrior King CoCo 3 | \$29.95 |
| In Quest of the Star Lord CoCo 3 | \$34.95 |
| Hint Sheet | \$ 3.95 |
| Hall of the King 1, 2 or 3 CoCo 1-3 | \$29.95 ea. |
| Hall of the King Trilogy | \$74.95 |
| White Fire of Eternity CoCo 1-3 | \$19.95 |
| Dragon Blade CoCo 1-3 | \$19.95 |
| Champion CoCo 1-3 | \$19.95 |
| Paladin's Legacy CoCo 1-3 | \$24.95 |

Visa, Mastercard, Check, Money Order, and COD (USA only, please) accepted. All foreign orders must be sent in US currency Money Orders. Include \$2.50 for shipping in USA and Canada. \$5.00 Foreign. \$3.00 extra for COD orders. PA residents add 6% sales tax. Dealer inquiries welcome. Authors, we're looking for new software!

Sinistaar



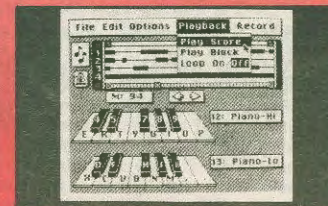
Everyone loves this 512K arcade game. 3 disks packed with spectacular graphics and eerie background digital sound effects. 512K CoCo 3 only. **\$34.95**.

KYUM-SAI TO BE NINJA



The best selling 128K CoCo 3 martial arts arcade game. Now available in both RS-DOS and OS-9 versions. Play the incredible combat experience you've been missing under the operating system of your choice! **\$29.95**.



FOUNDATIONS



A polyphonic digital sound sequencing system for your 128K/512K CoCo 3 with a user-friendly point-and-click graphic editor. Create music scores with your own sounds or from the many we provide. **\$34.95**. Sample instrument disks: 6 sides of sampled sounds/instruments. Only \$12.95 each or \$29.95 for all three.



SUNDOG SYSTEMS



P.O. Box 766 • Manassas, VA 22111
703/330-8989