

Serving the CoCo Community for

The

RAINBOW


11
YEARS

THE COLOR COMPUTER MONTHLY MAGAZINE

February 1992 Vol. XI No. 7

Canada \$4.95 U.S. \$3.95

Home Help



Versabase: Get all your ducks in a row

**Plus: Games
Reviews
Puzzles
and
more**



0

44254 00001

02

SUNDOG SYSTEMS

NEW! PHOTON



Energy is everything; your home world depends on it. However, someone or something is slowly siphoning it away. As your world's champion, you must climb into the experimental Power Tank to challenge this nemesis and his minions. Your key lies with the ability to teleport solid mass. Use this to manipulate and explore the endless stronghold of the enemy, and to exploit the free-floating DUPES (Dense Units of Photon Energy) to destroy the menacing Plasma Droids. Be cautious, though; those DUPES can be deadly, too! Photon, a fantastic new arcade game for your CoCo3, contains spectacular 320x200 resolution, 16 color graphics, ultra-smooth 60 Hz animation, and loads of real-time music and sound effects. It will send your mind racing over endless possibilities, requiring quick decisions and reactions. Quite simply, Photon is incredibly addictive; it will deliver hours of excitement. Will you become your world's greatest hero, or just another energy slave? Req. 128K CoCo 3 and disk drive.

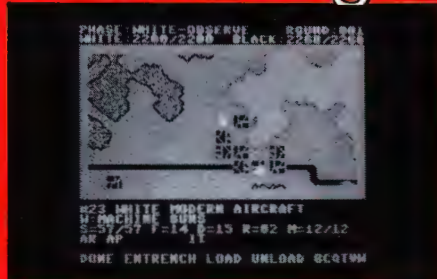
\$34.95

NEW! GRAF EXPRESS 2.0

GrafExpress 2.0 is a complete graphics and music programming environment. From the beginner to the accomplished professional, you can use GrafExpress to create lightning fast arcade games, graphic applications and utilities, and windowing multimedia demonstrations! The GrafExpress package includes two incredible systems. GrafExpress 16 works on all monitor types and offers support in 12 graphic resolutions (from 128x192 to 320x225). GrafExpress 256 offers 6 resolutions (from 128x192 to 160x225 on a composite monitor) in an astounding 256 colors! Ever see a CoCo do that before? Both systems include standard graphics commands (CIRCLE, FILL, etc.) that blow away the competition. For example, the BOX command peaks out at over 2 MegaPixels/second; that's 300 times faster than BASIC! 255 separate sprites of up to 100x100 pixels each are supported with window clipping and high-res pixel level collision checking. The 8-octave/4-voice music synthesizer has independent envelope, waveform, and volume controls, a 7 + KHz sampling rate, and much more. Other features include text/graphics mixing, different font sizes, fast window copying and scrolling, picture save/load, easy implementation from both BASIC and assembly language, multiple screen animation, and support for 128K/512K, double speed, and the high-res joystick interface. The package also contains support programs that are worth the purchase price of GrafExpress alone! These include an introductory demo, a picture editor, a waveform editor, and an art program that supports 256 colors! GrafExpress also comes with a 50 page manual that fully explains all of its incredible features. If you do any graphics programming or simply want to see what your little CoCo is capable of, GrafExpress is a must! Req. 128K CoCo 3 and disk drive.

\$34.95

NEW! War Monger



The world is in unrest. Power-hungry villains and evil warlords are readying their forces. It falls to you to lead your people against these armies, and only your best strategic plans can save the day. Fight the good fight in any era or locale. Play a simple game of capture the flag armed with water balloons, or climb into the cockpit of a 100 foot high armored warrior. Explore the deepest dungeons, defend your galaxy, or create your own scenarios with this incredible war game construction set/simulator. Your imagination is your only limit. You will deploy your forces with total control over hostile terrain while you scroll a graphic bird's-eye window over an immense world. War Monger has terrific 320x200 resolution, 16 color graphics and includes a tile editor to create or edit your own. Play against the computer, battle with another player, or simply watch the computer plot against itself. The enemy is everywhere. Are you ready to take on the challenge as the War Monger? Req. 128K CoCo 3 and disk drive.


\$29.95

The Quest for THELDA



An immensely popular 128K CoCo 3 arcade/adventure. Over 500 screens of fast fantasy action and puzzle solving. Great graphics and sound effects. \$34.95. Hint book only \$4.95.

★ THE ★ CONTRAS



A 512K two player futuristic combat arcade game. Full screen 320x225 hardware scrolling and smooth animation. Back-ground music score and sound effects! 512K CoCo3 only, \$4.95. Shipping soon!

Crystal City



This was THE game of '91! Ultra-fast space action with hardware scrolling on a 128K CoCo 3. Wild sound effects and over 30 Megabytes of amazing graphics! \$4.95.

ZENIX



Lightning fast arcade game for the 128K CoCo 3. Terrific 320x225 graphics, back-ground music score and sound effects, and out-of-sight game play. \$29.95.

ALSO AVAILABLE

Warrior King CoCo 3	\$29.95
In Quest of the Star Lord CoCo 3	\$34.95
Hint Sheet	\$ 3.95
Hall of the King 1, 2 or 3 CoCo 1-3	\$29.95 ea.
Hall of the King Trilogy	\$74.95
White Fire of Eternity CoCo 1-3	\$19.95
Dragon Blade CoCo 1-3	\$19.95
Champion CoCo 1-3	\$19.95
Paedlin's Legacy CoCo 1-3	\$24.95

Sinistaar



Everyone loves this 512K arcade game. 3 disks packed with spectacular graphics and eerie background digital sound effects. 512K CoCo 3 only. \$34.95.

KYUUN-SAI TO BE NINJA



The best selling 128K CoCo 3 martial arts arcade game. Now available in both RS-DOS and OS-9 versions. Play the incredible combat experience you've been missing under the operating system of your choice! \$29.95.

SOUNDTRAX



A polyphonic digital sound sequencing system for your 128K/512K CoCo 3 with a user-friendly point-and-click graphic editor. Create music scores with your own sounds or from the many we provide. \$34.95. Sample instrument disks: 6 sides of sampled sounds/instruments. Only \$12.95 each or \$29.95 for all three.

Visa, Mastercard, Check, Money Order, and COD (USA only, please) accepted. All foreign orders must be sent in US currency Money Orders. Include \$2.50 for shipping in USA and Canada. \$5.00 Foreign. \$3.00 extra for COD orders. PA residents add 6% sales tax. Dealer inquiries welcome. Authors, we're looking for new software!



SUNDOG SYSTEMS





P.O. Box 766 • Manassas, VA 22111




703/330-8989


Features




10
Versabase 
 David Polonsky
A framework for many filing jobs



20
The Assembly Line 
 William P. Nee
 Zig Zag

24
Logic Puzzler 
 Kevin Speight
Test your logic skills with an endless supply of puzzles

36 10
Interrupt-Driven Serial Communications 
 Dan Charrois
Reliable host operation through the CoCo 3's serial port
Uppercase directories

Product Reviews

CF83 Forth/BDS Software _____ **42**
Gems/Eversoft Games, Ltd. _____ **47**
Super Boot/Sub-Etha Software _____ **42**
Tools II/CoCo PRO! _____ **44**

Departments


Advertisers Index _____ 49
 Back Issue Info _____ 17
 Letters to Rainbow _____ 4
 Received & Certified _____ 48
 Submitting Material _____ 46
 Subscription Information _____ 38


Columns

26
CoCo Consultations
 Marty Goodman
Modern pak addressing


29
Delphi Bureau
 Eddie Kuns
Editing submissions II

7
Print#-2
 Lonnie Falk
Editor's notes

18
BreakPoint 
 Greg Law
Uppercase directories


 The cassette/tapedisk symbols beside features and columns indicate that the program listings with those articles are on this month's RAINBOW ON TAPE and RAINBOW ON DISK. Those with only the disk symbol are not available on RAINBOW ON TAPE. For details, check the RAINBOW ON TAPE and RAINBOW ON DISK ad on the inside front cover.

Novices Niche

32
Sine Lines 3 
 Mikel Voss

32
CoCo Hangman 
 John Saya

33
Pre-fab Arkitekt 
 Keiran Kenny

34
Pop-Up Menus 
 Bill Bernico

THE RAINBOW is published every month of the year by FALSOFT, Inc., The Falsoft Building, 9509 U.S. Highway 42, P.O. Box 385, Prospect, KY 40059, phone (502) 228-4492. THE RAINBOW, RAINBOWfest and THE RAINBOW and RAINBOWfest logotypes are registered trademarks of FALSOFT, Inc. • Second class postage paid Prospect, KY and additional offices. USPS N. 705-050 (ISSN No. 0746-4797). POSTMASTER: Send address changes to THE RAINBOW, P.O. Box 385, Prospect, KY 40059. Authorized as second class postage paid from Hamilton, Ontario by Canada Post, Ottawa, Ontario, Canada. • Entire contents copyright © by FALSOFT, Inc., 1992. THE RAINBOW is intended for the private use and pleasure of its subscribers and purchasers and reproduction by any means is prohibited. Use of information herein is for the single end use of purchasers and any other use is expressly prohibited. All programs herein are distributed in an "as is" basis, without warranty of any kind whatsoever. • Tandy, Color BASIC, Extended Color BASIC and Program Pak are registered trademarks of the Tandy Corp. • Subscriptions to THE RAINBOW are \$31 per year in the United States. Canadian rates are U.S. \$38. Surface mail to other countries is U.S. \$68, air mail U.S. \$103. All subscriptions begin with next available issue. • Limited back issues are available. Please see notice for issues that are in print and their costs. Payment accepted by VISA, MasterCard, American Express, cash, check or money order in U.S. currency only. Full refund after mailing of one issue. A refund of 10/12ths the subscription amount after two issues are mailed. No refund after mailing of three or more magazines.

Editor and Publisher
Lawrence C. Falk

Managing Editor Cray Augsburg
Associate Editor Sue Fomby
Submissions/Reviews Editor Tony Olive
Technical Editor Greg Law
Technical Assistants Ed Eilers,
Gregory Shultz
Editorial Assistant Julie Hutchinson
Contributing Editors
 Tony DiStefano
 Martin Goodman, M.D.
 Eddie Kuns
Art Director Heidi Nelson
Designers Sharon Adams, Teri Kays,
Debbie Diamond
Consulting Editors Judi Hutchinson,
Laurie D. Falk
Typesetter Debbie Diamond

Falsoft, Inc.

President Lawrence C. Falk

General Manager Peggy Lowry Daniels
Asst. General Mgr. for Finance Donna Shuck
Admin. Asst. to the Publisher Kim Thompson
Editorial Director John Crawley
Director of Creative Services O'Neil Arnold
Chief Bookkeeper Diane Moore
Dealer Accounts Judy Quashnock
Asst. Gen. Manager For Administration
 Tim Whelan
Corporate Business Technical Director
 Calvin Shields
Customer Service Manager Beverly Bearden
Customer Service Representative
 Patricia Eaton
Chief of Printing Services Melba Smith
Business Assistant Wendy Falk Barsky
Chief of Building Security and Maintenance
 Lawrence Johnson
**Asst. General Manager for Advertising,
 Development and Production** Ira Barsky
Advertising Representatives Belinda Kirby,
Kim Lewis
Advertising Assistant Carolyn Fenwick
 (502)228-4492

For RAINBOW Advertising and Marketing Office Information, see Page 49

Letters to the RAINBOW

CoCo Max III and the NX-1020 Rainbow

Editor:

We have received many customer questions and comments regarding the letter from Wayne A. Johnson published in the November 1991 issue. In his letter, Mr. Johnson wrote of an incompatibility between the Star NX-1020 Rainbow printer and *CoCo Max III*.

After Mr. Johnson spoke with Colorware and wrote the letter to you, he sought help from our technical support staff. Working together over the telephone, we were able to get his system "Color CoCo Maxin" in minutes. He told us that Colorware was unaware that its existing *Color Printer Driver* for the NX-1000 Rainbow printer is also compatible with the NX-1020 Rainbow. We have informed Colorware so they can expand their support of one of the most illustrious programs ever written for the CoCo, *CoCo Max III*.

William R. Hall

President

*Dayton Associates, Inc.
 9644 Quailwood Trail
 Spring Valley, OH 45370*

Thanks for the Support

Editor:

This brief note is to express a sincere "Thank You" to you and the dedicated readers of THE RAINBOW. Following your publication of my letter in the November issue, I had several responses from avid CoCo users offering assistance in my attempt to adapt the Star NX-1020 printer for *CoCo Max III*. Responses included letters, phone calls, and samples from those who had working programs. I was overwhelmed by the response. It is proof positive there is a loyal and dedicated elite who are not prepared to abandon the little computer that proved it could! Again, thanks to THE RAINBOW and your considerate readers, the program is now up and running.

Wayne A. Johnson

Route 2

Thamesford, ON N0M 2M0

Canada

New vs. Old

Editor:

As your covers sail to 68K (CPU) oceans

far past my 64K (RAM) horizon, I am thrilled to see THE RAINBOW's publisher praising *Telewriter-64*, admitting there has been no real improvement since that classic came out. I'd love to try *Simply Better's* foreign character font, etc., but Mr. Falk is absolutely correct.

A while back, I wrote to Mr. William Barden about his offer in the June issue for a copy of his *EZ Assembler*. He wrote back saying he has put his CoCo away. Mr. Barden is a pioneer and a researcher. To hear he's hung up his CoCo is like hearing that Daniel Boone put away his flintlock. Computer Island is deserted, Microcom doesn't advertise, and even the kind gentleman at CoCoSoft in House, New Mexico, has gone offline. I'm glad you're still with us; there is so much I still have to discover about my CoCos!

Charles Scanlon

2 Eagle Lane

Simsbury, CT 06070

We all have our preferences regarding word-processors, and some do offer many new and useful features. But we agree; Lonnie's point ("Do you really need a more powerful machine in order to do what you want to do?") is a good one.

Scanners and Double-Sided Drives

Editor:

Radio Shack sells a 4-inch page scanner (Cat. No. 900-2383) with a serial interface. Can I use this device with my CoCo 3, and are there any programs that are compatible with it? I am also looking for a DOS with which I can gain access to the second side of my FD-502 disk drive.

Charles Rempel

P.O. Box 245

Plum Coulee, MB R0G 1R0

Canada

Presently, hand scanners are not supported by the CoCo. However, Chris Burke of Burke & Burke has been doing some work toward using a hand scanner with OS-9. Most of the alternate DOSs that have been developed for the CoCo allow the use of 40-track double-sided drives. OS-9 Level II also supports double-sided drives. The following pokes allow you to use both sides of an FD-502 (double-sided) drive with

CBASIC Editor/Compiler The ULTIMATE Color Computer Basic Compiler!!!

If you want to write fast machine language programs but you don't want to spend the next few years trying to write them in Assembly Language, then CBASIC is the answer!!!

CBASIC is the only fully integrated Basic Compiler and program editing system available for the Color Computer. It will allow you to take full advantage of all the capabilities available in your color computer without having to spend years trying to learn assembly language programming. CBASIC allows you to create, edit and convert programs from a language you are already familiar with Extended Disk Color Basic, into fast efficient machine language programs easily and quickly.

"The most complete Editor/Compiler I have seen for the CoCo..." -The RAINBOW March 1986

CBASIC is a powerful tool for the Beginner as well as the Advanced Basic or M.L. programmer. CBASIC features well over 150 compiled Basic Commands and Functions that fully support Disk Sequential and Direct access files, Tape, Printer and Screen I/O. CBASIC supports ALL the High and Low Resolution Graphics, Sound, Play and String Operations available in Enhanced Color Basic, including Graphics H/GET, H/PUT, PLAY and H/DRAW, all with 99% syntax compatibility.

Specify Coco 1, 2 or 3 Disk \$149.00

DataPack III Plus V1.1

AUTOPILOT and AUTO-LOG Processors
X-MODEM DIRECT DISK FILE TRANSFER
VT-100 & VT-52 TERMINAL EMULATION

- No lost data even at 2400 Baud on the Serial I/O port.
- 8 Selectable Display Formats, 32/40/64/80 columns
- ASCII & BINARY disk file transfer via XMODEM.
- Directly record receive data (Data Logging).
- VT-100 emulation for VAX, UNIX and other systems.
- VT-100/52 cursor keys, position, PF & Alt. Kbd. keys.
- Programmable Word Length, Parity, Stop Bits
- Complete Full and Half Duplex operation,
- Send full 128 character set from Keyboard.
- Complete Editor, Insert, Delete, Change or Add.
- 9 Variable length, Programmable Macro Key buffers.
- Programmable Printer rates from 110 to 9600 Baud.
- Send Files from the Buffer, Macro Key Buffers or Disk.
- Display on Screen or Print the contents of the Buffer.
- Freeze Display & Review information On line.
- Built in Command Menu (Help) Display.

Supports: Modem-Pak & Deluxe Pak or Serial Port.
Specify Coco 1, 2, 3 Disk \$49.95

EDT/ASM III

EDT/ASM III is a Disk based co-resident Text Editor & Assembler. It is designed to take advantage of the new features of the COCO 3. It has 8 Display formats from 32/40/64/80 columns. The disk also contains a free standing ML Debug Monitor.

EDT/ASM III has the most powerful, easy to use Text Editor available in and Editor/Assembler package for the Color Computer.

- Local and Global string search and/or replace.
- Full Screen line editing.
- Load and Save standard ASCII formatted files.
- Block Move & Copy, Insert, Delete, Overtyping.
- Create and Edit files larger than memory.

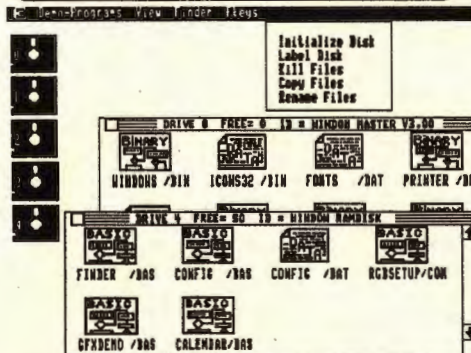
The Assembler features include:

- Conditional If/Then/Else assembly.
- Disk Library files up to 9 levels deep.
- Supports standard Motorola directives.
- Allows multiple values in FCB/FDB directives.
- Allows assembly from Buffer, Disk or both.


Specify Coco 1, 2 or 3 Disk \$59.95



Window Master V3.0



The Ultimate User Friendly Point & Click operating System for your Coco 3. Simple enough even for children to use, just point and click to run programs, select files, do disk or file maintenance or almost any task you currently do by typing commands.



You also get things like a print spooler, Programmable Function Keys, a Buffered Keyboard, Ramdisk, Serial I/O port and Deluxe Pak support along with Windows, Icons, Buttons, Pull Down Menus, Edit Fields and Mouse functions all in one program. It has multiple fonts in 54 possible sizes and styles, Enhanced Basic Editing and much much more. It add over 50 commands and Functions to Basic to fully support the Point & Click System without OS9.

"...it offers so many features that it is probably underpriced. I recommend this software to all CoCo3 owners." -The Rainbow February 1989

It is completely compatible with existing Basic programs and takes absolutely no memory away from basic. It requires 1 Disk Drive, R.S. hires interface & Joystick or Mouse.

Includes 128 & 512K
Versions Only \$69.95

"The Source"

The SOURCE will allow you to easily and quickly Disassemble machine language programs directly from disk and generate beautiful, Assembler Source Code. And "The Source" has all the features and functions you are looking for in a Disassembler.

- Automatic Label generation.
- Allows specifying FCB, FCC and FDB areas.
- Disassembles programs directly from Disk.
- Automatically locates addresses.
- Output listing to the Printer, Screen or both.
- Generates Assembler source directly to disk.
- Built in Hex/ASCII dump/display.
- 8 Selectable Display formats 32/40/60/80.
- Built in Disk Directory and Kill file commands.
- Menu display with single key commands.
- Written in Ultra fast machine language.

Specify Coco 1, 2 or 3 Disk \$49.95

Window - Ware

Window Writer- A point & click Word Processor, powerful formatting capability, works with any printer. On screen Italic, bold etc. WYSIWYG..... \$59.95

"Window Writer is a powerful word processor that is fun to use, very user friendly..... The Environment compares favorably to that of Microsoft Windows" - RAINBOW Dec. 1989

Window Writer/W- for non WM owners.....\$79.95

Window Basic Compiler-similar to CBASIC...\$99.00

Window Edi/Asm- A full featured Assembler...\$49.95

Font/Icon Editors- Basic & M.L. versions..... \$19.95

Advanced Programmers Guide..... \$24.95

The Memory game- Concentration game\$19.95

Desk Accessory Pak-7 resident programs\$39.95

Deluxe Terminal

A Completely New and Easy to use Terminal Program designed specifically for the Coco III.

With advanced features you would expect to find only in a Hi-Priced MS-Dos program. It has a 26 Entry Phone Directory with complete Configuration information for Communications and Automatic logon. Supports the Serial I/O Port up to 2400 baud, Deluxe & Modem Pak and the Disto Serial I/O board up to 9600 baud. It has a Full Screen Text Editor, X/Y Modem File transfer support, Split Screen Conference Mode, Macro Keys. Full Disk Support including Multifile Copy, Kill, Rename, Arc/Un-Arc and Disk Initialize and it is Completely Compatible with ADOS.

Requires 128K, Disk & 80 Col. Display \$44.95

CoCo III Tool Kit

Disk Commands	File Commands
Backup, Initialize, Directory, Verify, Compare, Search, Edit, Erase, Speed Test, Rate Test, Gran Table Analysis & Repair	Archive, Copy, Kill, Rename, Erase, View, Edit, Print, Compare, Salvage, Search, Verify, Test Archive, Un-Archive, Xmodem Send/Rec.

The Disk Utility Program that you always dreamed of is now a Reality.

Coco Tools is a comprehensive disk utility Program providing the most complete set of functions available for the standard R.S. DOS disk system. Comparable in scope and functionality to that of the famous utility available for MS-DOS computers "PC-TOOLS"!

Coco Tools is also the most Comprehensive Disk Repair program available, it Automatically diagnosis and repairs file allocation errors, locates corrupt directory information and cross linked files. It provides fast and easy recovery of deleted files without the drudgery normally associated with killed file recovery.

Requires 128K, Disk & 80 col. display \$49.95

This Months Specials

Savings Up To 35%

EDT/ASM III	\$49.95
Window Master.....	\$49.95
Window Master & Window Writer.....	\$79.95
Deluxe Terminal.....	\$34.95

VISA, MASTERCARD or COD

Call Toll Free 1-800-383-8529

(Monday thru Saturday, 8am to 5pm PST).

To order by mail, send check or money order for the amount of the program plus \$4.00 for shipping to:

Cer-Comp Ltd.
5566 Ricochet Avenue
Las Vegas, NV 89110
702-452-0632

Disk BASIC on the CoCo 3, assuming you are using a disk-drive cable in which all teeth are used in the drive connectors.

Disk BASIC 2.0:

POKE &HD7AC,&H41
POKE &HD7AD,&H42

Disk BASIC 2.1:

POKE &HD89F,&H41
POKE &HD8A0,&H42

SR-1000 and the CoCo

Editor:

I have a CoCo 2 and recently borrowed a Peripheral Sears SR-1000 printer from one of my friends. What pins would I connect from the CoCo to the printer to make it work?

Brian Miranda
4449 N. Larmie Avenue
Chicago, IL 60630

We don't have access to an SR-1000 so we can't determine just what you need to do. If the printer uses a serial interface, you need to make a special serial cable to use it with the CoCo. However, if the printer features a standard Centronix parallel interface, you can use a serial-to-parallel converter to drive it with the CoCo. To locate one, try calling Dayton Associates, Owl-Ware and/or CoCo PRO!

The Three Mugateers, Again

Editor:

My friend was playing with his Color Computer 3 one day and a picture of three guys appeared on the screen. He told me it was a very detailed picture, as if taken with a camera. What caused this to happen?

Gabe Ashe
6151 E. Linda Vista
Apache Junction, AZ 85219

The picture your friend saw was the rage of the CoCo Community when the CoCo 3 was first introduced. The three men in the picture are programmers from Microware who patched and added to the BASIC interpreter for Tandy. For more information about the image of the "CoCo Three," see "Building December's Rainbow" on Page 16 of the December 1986 issue.

RAINBOW ON DISK Extras

Editor:

I have seen many people write to you, explaining that they have no access to Delphi. They have also requested you print some of the patches and advice to which others have easy access. Thank you very

much for all the extra files (for "Making the Move", October 1991, Page 10) on the October RAINBOW ON DISK, but why couldn't they have been included in the magazine as well? Putting them on the disk is a step in the right direction, but a listing in the magazine would help a lot more people.

John Coldwell
McInnes Island Lightstation
C/O Bag 3670
Prince Rupert, BC V8J 3R1
Canada

The source code for just a few of those extra programs would more than fill an entire RAINBOW. Based on this, we chose the disk-only medium for two reasons: Some people won't be interested in using the extra programs, and we doubt any readers would forego the other things they get from THE RAINBOW to have these programs listed.

A Change of Scenery

Editor:

I subscribe to THE RAINBOW, and I use and enjoy it immensely — I have every issue ever printed. I am looking for scenery disks for Radio Shack's *Flight Simulator II*. Do you know where I might find them?

Charles Baker
3140 Center Street
Bakersfield, CA 93306

At the October CoCofest in Atlanta, CoCo PRO! had several unused copies of the Japan scenery disks on hand. Give CoCo PRO! a call — you might get lucky.

Shareware Blues

Editor:

I seldom write to any magazine to complain about anything, but I want to share a problem I had. In July 1991 I downloaded from Delphi what I consider to be a useful OS-9 program, *CCTools*. The program was uploaded to the OS-9 Group as shareware from the Micro80 Users Group in Winnipeg, Canada. According to the documentation, for a \$15 registration fee the group promised to send a module to "disable the annoying screens" in the program. I sent my registration fee on July 22.

After a more-than-reasonable wait (three months), I wrote a letter to the same address, advising the group that I had not yet received the promised module. I have not received a reply, though my cancelled check did come back. I have not had any luck contacting the group via Delphi or Fidonet, either.

I do not expect THE RAINBOW to do

anything about this; I consider it \$15 down the tube, not to mention a black-eye for the concept of shareware. During these days of dwindling support for the Color Computer, more and more people are relying on shareware for quality software. Groups like the Micro80 Users Group take away a lot of credibility from those honest folks who deserve all the credit and donations they can get.

As a long-time subscriber to THE RAINBOW, I'm concerned about its smaller size and content. But as long as I have a CoCo, I'll continue to subscribe to the best magazine around. Keep up the great work!

Tom Brakel
12628 S. 30th Street
Omaha, NE 68123

The Quest for Higher Learning

Editor:

I am looking for educational programs (Dorsett, Computer Island, etc.) for my CoCo 2. Do you know of any that are still available? Any help would be appreciated.

Ryan Hecht
717 Brentwood
Auburn, IN 46706

Unfortunately, we know of no companies exclusively marketing educational software for the Color Computer. However, T & D Subscription Software does offer several disks containing Public Domain educational programs. Also you may still find some offerings from Tandy in its Radio Shack stores. CoCo PRO! often re-sells original software packages, and a call might be worth your quarter. And THE RAINBOW will continue to include shorter educational programs.

THE RAINBOW welcomes letters to the editor. Mail should be addressed to: Letters to Rainbow, The Falsoft Building, P.O. Box 385, Prospect, KY 40059. Letters should include the writer's full name and address. Letters may be edited for purposes of clarity or to conserve space. Letters to the editor may also be sent to us through our Delphi CoCo SIG. From the CoCo SIG> prompt, type RAT to take you into the Rainbow Magazine Services area of the SIG. At the RAINBOW> prompt, type LET to reach the LETTERS> prompt and then select Letters for Publication. Be sure to include your complete name and address.



At Home With the CoCo

I was asked the other day to talk about how THE RAINBOW and Falsoft got started. It was a terrific hour and a half, and I think some of the things I said fit right in with our theme this month — “Work At Home.”

Few people know these days, but THERAINBOW was very much a one-person show for almost the first year of its life. In that time, it grew from a four-page newsletter to a hundred or so pages (or would have been had we not begun typesetting it) and all of it was done on a plain Color Computer with pretty limited memory, floppy disk drives and a television set for a monitor.

I say this not only because it is a nifty story, but because I think many times we downgrade the CoCo in our own eyes. The Color Computer you are using today is much more powerful and flexible than the one I had at my disposal back then, yet I was able to build a business from that single box.

This means, of course, that you can do the same thing. And you have the machine to do it sitting right in front of you.

Whether you work at home or have work at home, your CoCo is an excellent partner. It can, indeed, be the “secret” to your success. How come? Because, as the old saying goes, genius is 10 percent inspiration and 90 percent perspiration. All you need is an idea and the willingness to spend a lot of time at it.

There are, my friends, a million schemes out there to help you make money: peddling products door-to-door, holding “sales parties” in your home or office, conducting telephone sales, and even the old standby — “addressing envelopes at home.” The trouble is, most of these schemes are something thought up by someone else. And while you can do all right with some of them, few ever achieve major success.

The reason is simply that it is always someone else’s idea. Rather than that, try your own

idea. Look at your CoCo — what can you do with it? Where is a niche that needs some doing and a bit of firepower to make it happen?

How can you do this? Well, you have to have the idea, but let me give you but one example of what you have available to help you.

If you remember the wonderful magazines of the ’30s and ’40s (*The Saturday Evening Post*, *Look*, *Life*, *Colliers* and the like), you might wonder (as I have) just how those magazines ever got mailed. They had millions of subscribers and nary a computer. Computers were unknown at the time.

Think of the time and manpower it must have taken just to get labels on all of those magazines. It had to be done, at least partially, by hand. There was technology, but it was slow technology.

Once the computer was invented — the early vacuum-tube machines — things changed drastically. And your Color Computer has a heck of a lot more power than those room-sized giants of the ’50s. Imagine it.


In fact, imagine putting your computer to work today doing something no one else is doing. Maybe only a niche in some large market, but one that *you* can fill — because *you* thought of it.

With a powerful ally such as your CoCo, perhaps *your* business at home will outgrow your home altogether. Mine did. So can yours.

* * * * *

I am pleased to announce that THE RAINBOW will have a new look starting with the March 1992 issue. We are excited about the changes we are making — changes that give us more options in providing you with the best information you can have for your Color Computer.

— Lonnie Falk



OWL-WARE

Proven

On the Razor's Edge of

CALL (215) 837-1917

In Our 10th Year

We Are One Of The Oldest Computer Stores In The Country!

BLOW OUT PRICING

SOME OF THE LOWEST PRICES AND BEST WARRANTIES ANYWHERE!

**NOW VGA
EQUIPPED**



Shown with Standard VGA Monochrome Monitor. Color-VGA or Non-Interlaced Monitor available. \$200 to \$500 additional.

the OWL SUPER ATOM-386/486

Much Faster Power than Major Brand 386* at a fraction of the cost!

- 25/33 MHz 80386/80486.0 Wait State
- Sockets for the 80287, 80387, or Weitek Coprocessors
- 2 Serial, 1 Parallel Port, Clock
- System and Video BIOS in Cache
- 8 Option Slots
- Modern Small Footprint Case
- FCC Class B Approved
- Class A on 486
- AT Style Case with 200-Watt Power Supply
- System Price Includes 40 Meg HD, Monochrome VGA Monitor, and 1.2 Meg Floppy Drive, MS DOS & Basic, Hr. Res. VGA Card

**NOW
4MB RAM
STANDARD**


\$1695/\$1995/\$2895/\$3595

25MHz-386 33MHz-386 33MHz-486 486 EISA BUSS
Complete 40 Meg, VGA Mono Systems (Add \$150 for 80 Meg Drive)

3-Year Warranty!
on all systems

**Including One Full Year
on Parts and Labor**

NEW OWL ATOM — 16/20



**NOW VGA
INCLUDED**

Color or Non-Interlaced System Monitors and Other Hard Drives are Available. CALL!

NEW LOW PRICES!

\$1425

16 MHz (386SX)

\$1545

20 MHz (386 SX)

Complete 40 Meg Mono Systems

386-SX Notebooks Available

386-SX, 16MHz, 7.7 LBS! 40MB HD, 1.44MB FD, 2MB RAM Standard (exp. to 5MB) VGA 640x480 LCD Screen w/32 Shades of Gray. Ports: 2 SER. 1 PAR. 1 VGA


20 MHz Notebooks Available Call!

There is no small print in this ad.

\$2145
1-800-245-6228

OWL ATOM (ET) — 12/16

- 1 Meg-RAM
- Small Footprint Case
- 200-Watt PS
- Monochrome or VGA Monitor
- 12 or 16 MHz 80286
- 8 Slots
- 4 Drive Slots
- 40-Meg Drive, 1.2 Mg. Floppy



\$1045/\$1245 VGA Color

Complete 40-Meg Mono or Color Systems!

New! 16 MHz 80286 Same Price!

OWL Computer Services

5950 Keystone Drive
Bath, PA (215) 837-1917



Kids & US/ Radio Shack
Dealer
Pottstown Ave., Rt. 663, Pennsburg
(215) 679-3389

St. Onge Systems Wescosville

Call For Appt. (215) 481-9775

Computers & Games

Muhlenberg Shopping Plaza
Reading (215) 929-0540

Technology

the Color Computer Frontier

DISK DRIVES

Bonus!
Special
Bundled
Software
with any
Disk Drive
Purchase!



Floppy Drive Systems

The Highest Quality for Years of Service

Drive 0 Systems (Half Height, Double Sided,

Direct Drives) **\$189.**

Drive 0 systems complete with drive, controller, legal DOS, cable, case, power supply, and manual

Drive 1 Systems (Half Height, Double Sided,

Direct Drives) **\$115.**

New 3.5", 720K Drives for OS-9 with case

& Power Supply **\$149.**

Drive 1 Systems have drive, case, power supply. (You may require optional cable and/or DOS chip to use)

Special for 0/1 Combos (0,1,2,3) \$259.

SALE Prices on Drives!

HALF-HEIGHT DRIVE UPGRADES FOR RS HORIZONTAL CASES

Why only double the capacity of your system when you can triple in the same case? Kit includes: double-sided to fit your case, chip to run both sides of new drive, hardware, and detailed instructions. Easy! Takes only 5 minutes!

Model Only \$119.

500, 501, or 502

All drives are new and fully assembled. We ship only FULLY TESTED and CERTIFIED at these low prices. We use Fuji, YE Data, and other fine brands. No drives are used or surplus unless otherwise stated to you when you order. We appear to be the one of the few advertisers in Rainbow who can truly make this claim. We have 7 years experience in the CoCo disk drive market! We are able to provide support when you have a problem.

Drives 1 Year Warranty

OWL Phones

Order Numbers (only)

1-800-245-6228

1-215-682-6855

Fax: 1-215-837-1942

Technical Help

1-215-837-1917

OWL WARE Software Bundle

Disk Tutorial/Utilities/Games DISK TUTOR Ver 1.1

Learn how to use your disk drive from this multi-lesson, machine language program. This tutor takes you through your lessons and corrects your mistakes for a quick, painless disk drive introduction. (This professionally written tutor is easily worth the bundle's total price.)

3 UTILITIES

A copy verify, copy, and DOS utility.

2 GAMES

We will select 2 games from our stock. These are sold for more than \$20 each.

Do not mistake this software with cheap "Public Domain" software which others offer. All of this software is copyrighted and professional in quality. The tutor is unique with us and has helped thousands of new users learn their disk drive.

only \$27.95

(or even better)

only \$6.95 with

any Disk Drive Purchase!!

512K Upgrade

Again at a popular price. Fully assembled and tested before shipping. Easy to install. Uses fast 120 ns. chips.

Only \$85.

Now includes **memory test, Ram Disk Lighting, Printer Lighting, and Back-up Lighting.** All with an upgraded manual exclusive with OWL!

Our prices include a discount for cash but do not include shipping.

OWL-WARE has a liberal warranty policy. During the warranty period, all defective items will be repaired or replaced at our option at no cost to the buyer except for shipping costs. Call our tech number for return. Return of non-defective or unauthorized returns are subject to a service charge.

OWL-WARE

P.O. BOX 116

Mertztown, PA 19539

Versabase

by David Polonsky

Arithmetic operations may be the reason computers were originally developed, but storing and retrieving information is where most of the action is.

We use word processors for text and spreadsheets for numbers. To handle information that would otherwise be put in a metal file, we use a database.

Versabase provides a foundation from which many different disk-based database applications for the CoCo 3 can be formed. Before going further, however, it must be clear that *Versabase* is not a free-form database. Rather it is a framework, in the form of a BASIC program, to which you can add program code to create independent, single-purpose databases. Let's see how this works.

The program shown in Listing 1 is a database for VCR tapes. VCRDATA allows you to enter data for up to 60 tapes in the fields listed in Figure 1, with the indicated field lengths. When you run VCRDATA, you are asked whether you want a 40- or an 80-column screen. Then you see a menu listing the options provided by the *Versabase* skeleton. They are as follows:

Load Data File — When you select this option, you are prompted for a filename. Type the desired name and press ENTER.

Save Data File — Once you have entered new data or modified data in an exist-

ing file, use this option to save the file to disk.

Data Entry — Use this option to add data to a file, whether new or previously saved. When you select this option, the screen clears and six data-entry fields appear. To the right of each field is a colored block indicating the suggested length limit for data in that field. As you type, the colored block disappears. When it is gone, you have reached the maximum number of characters you can enter in that field using the Data Entry option.

Enter your data in the appropriate fields, pressing ENTER after each entry. If you press ENTER without entering any data in the first field, *Versabase* returns to the main menu. When you have completed the record, you are asked if you want to enter another. Respond by pressing Y or N. Note: When entering several records at one time, it is wise to return to the main menu and save the file every five records or so. Otherwise an Out of Memory error could crash the program, forcing you to re-enter the data from the beginning.

View/Edit Data — Use this option to see and edit single records in the current database file. You are asked to enter the number of the starting record, which then appears onscreen. At this point, press E to edit the record, N to see the next record, P to see the previous record, M to return to the main menu or W to toggle the width between 40 and 80 columns.

Print Data — When you select this option, you are asked whether you want the data printed to the screen or the printer. If you enter S, a paginated summary of the

data in all records is displayed on the screen, one record per line. The Screen option works only in the 80-column mode. Even with this, because of the width limitations, only the first portion of the data fields is shown. However, more than enough is displayed so you can tell what record number holds what item; and care was taken to ensure the important data is completely visible. This is important because the *Versabase* foundation does not support searches.

If you request a printed copy (by entering P at the above prompt), the data for all records is sent to the printer. Each record is printed on its own line, and the entire field contents are printed, based on the filed lengths set up in the BASIC program.

Toggle Width — Select this option to toggle the screen width between 40 and 80 columns.

Quit Program — This option is self-explanatory. You are asked if you are sure you want to quit.

Title	30
Star	30
Co-Star	30
Tape Number	5
Date	8
Counter Number	5

Figure 1: VCRDATA Data Fields

The *Versabase* skeleton provides little error-trapping; however, it does work intuitively. For instance, if you have not entered or loaded any records into memory, selecting the Save Data File, View/Edit or Print Data options has no effect.

Versabase in Other Applications

The versatility of the *Versabase* founda-

David Polonsky worked as a special education teacher for 14 years. He is disabled and enjoys working with the Color Computer. Most of his programs were designed to address the needs of his former students. David may be reached at 4 Tudor Court, Apt. 15, Elizabeth, NJ 07208, (908) 352-8931. Please include an SASE when requesting a reply.

Programming in C++ with Windows, PC Troubleshooter, or PC Applications Specialist
Now! NRI training assures your success in three of today's fastest-growing PC career fields

Like never before, organizations everywhere are paying top dollar for people with the skills to create software for a Windows environment, troubleshoot and service PCs, or evaluate, recommend, and use vital PC software applications.

Now you can prepare for success in today's hottest PC careers with your choice of NRI's three innovative new courses — Programming in C++ with Windows, PC Troubleshooter, or PC Applications Specialist.

1 Programming in C++ with Windows:
Combine two of today's hottest programming skills into one great new career!

Now NRI shows you how to combine the power of object-oriented C++ with the new freedom and ease of Windows to create in-demand software for business, industry, or personal use.

NRI's Discovery Learning Method takes you step by step from computer basics to advanced programming in C++, the time-saving language computer pros hail as the key to programming's future. You go on to take command of today's newest design techniques for Windows — mastering the skills you need to create fast, powerful programs complete with on-screen graphics, custom cursors, icons, and all the other features today's computer users want most.

Train with and keep a 386sx-based computer with VGA color monitor, plus Borland's Turbo C++ and Microsoft Windows

NRI knows: To program in C++ and create powerful Windows applications, you need to work with a state-of-the-art computer system. That's why NRI gives you hands-on experience with an 80386sx-based mini-tower computer — yours to train with and keep! Only a computer this powerful and fast would do. Best of all, your computer system comes complete with VGA color monitor, enhanced keyboard and mouse, 40 meg IDE hard drive, and three full megabytes of RAM.

This outstanding computer system gives you the memory, speed, and power you need to take advantage of all the features of your Borland Turbo C++ for Windows compiler and Microsoft Windows software — both included in your course. Using these professional tools, you discover how to write real-world applications that rival software produced by top-paid design teams. Soon you have what it takes to develop the kind of quality software programs today's employers and consumers demand.

Find out more — send for your free NRI catalog today!



2 Earn good money as a PC troubleshooter

There's no doubt about it: Businesses spend billions of dollars on personal computers each year, *even more* on PC service and support. That means big opportunity for computer pros who can diagnose system failures, replace damaged chips, retrieve lost data, troubleshoot faulty disk drives and circuit boards, and keep today's PC systems running at peak performance.

Now, with NRI, you can master the skills you need to become a PC troubleshooter — and advance on the job, start a high-paying new career, or launch a full- or part-time business of your own.

Training includes AT-compatible computer, diagnostic hardware and software

To make sure you get real-world troubleshooting experience, NRI gives you hands-on training with a powerful AT-compatible computer, 40 meg IDE hard drive, and professional diagnostic hardware and software — all included in your course.

Using the special utilities of PC Tools diagnostic software, you learn to do everything from hard disk backup to data recovery, disk

and file management, even virus and memory loss protection. But that's not all...

You go on to use the Ultra-X R.A.C.E.R. plug-in diagnostic card and QuickTech menu-driven software — also included in your course — to test the system RAM and uncover problems that can occur with PC motherboards and peripheral adapters.

Get the skills you need to succeed as a PC troubleshooter — send for your free NRI catalog today!

3 Become today's in-demand PC applications specialist

Check the want-ads in any major newspaper and you'll see: Today's good jobs go to those who can use word processing, spreadsheet, database management, and data communications software to improve business productivity and profits.

Now NRI gives you the computer, the software, and the hands-on skills you need to become today's sought-after PC applications specialist — on the job or in a new, high-paying career.

Train with and keep an AT-compatible computer and Microsoft Works software

With NRI, you learn by doing through hands-on experience with a powerful AT-compatible computer, a 2400 baud modem, and today's most popular integrated software package — Microsoft Works — all yours to train with and keep!

Even if you've never worked with a computer before, you quickly master each one of the four superior applications included with Microsoft Works: word processing, spreadsheet analysis, database management, and data communications. And with each new PC skill you acquire, you move one step closer to advancement, a new career, or a full- or part-time business of your own.

FREE catalog tells more—send today!

If the coupon is missing, write to NRI Schools, McGraw-Hill Continuing Education Center, 4401 Connecticut Avenue, NW, Washington, DC 20008.

IBM and AT are registered trademarks of the IBM Corp. R.A.C.E.R. and QuickTech are registered trademarks of Ultra-X, Inc.



SEND FOR YOUR FREE NRI CATALOG TODAY!

NRI Schools McGraw-Hill Continuing Education Center
 4401 Connecticut Avenue, NW, Washington, DC 20008



YES! Send me the FREE catalog I've checked and show me how NRI can give me the state-of-the-art computer training I need for advancement, extra income, even a business of my own!

- Check one free catalog only
- Programming in C++ with Windows
- PC Troubleshooter
- PC Applications Specialist

Other computer career training:

- Computer Programming
- Desktop Publishing & Design
- Bookkeeping and Accounting

Name _____ Age _____
(please print)

Address _____

City _____ State _____ Zip _____

Accredited Member, National Home Study Council

5410-022

tion comes from the fact that it is written in BASIC and is easily modified to suit many different filing needs. Take a look at listings 2 through 5. When merged with the VCRDATA program, the programs in these listings create four new filing programs. The *Versabase* portion of VCRDATA remains unchanged, but the program lines controlling the data fields and printing options are modified.

To use one of these "merge" files, first enter and save to disk the program in Listing 1. After checking to be sure VCRDATA works properly, enter NEW, then enter the merge listing as it appears here. When you have finished, save the merge file to disk in ASCII format by entering

```
SAVE "filename.ext",A
```

Once the merge file is saved, load VCRDATA and create the new database program by entering

```
MERGE "filename.ext"
```

Then save the complete database program to disk, using the filename shown in the appropriate listing. That's all there is to it. Using this method and the listings here, you get five complete database programs for storing information about VCR tapes, addresses, compact discs, photograph information and medical prescription records. The field titles and lengths for the last four databases are shown in Figure 2. Otherwise each database works just like VCRDATA, as described above.

As written, the programs require a disk drive. All five database programs are included on this month's RAINBOW ON TAPE and DISK. They are already merged (they are complete and ready-to-run) and are saved in tokenized format. To use them, simply save them on a new formatted disk.

Making Changes

The BASIC code used to create *Versabase* applications is straightforward and should be easily understood by even novice

ADDRESS.BAS:		COMPACT.BAS:	
Name	25	Title	25
Address	25	Composer	25
City	20	Orchestra	25
State	2	Tracks	2
Zip	10	Conductor	25
Phone	12	Soloist	20
PHOTOS.BAS:		MEDICINE.BAS:	
Date	8	Doctor	15
ASA	5	Person	15
F-Stop	5	Prescription	15
Shutter Speed	7	Number	9
Location	30	Date	8
Camera	15	Cost	7

Figure 2: Field Titles and Lengths

users. To refine a database for specific needs, consider adding more fields. (For instance, you could add fields that would allow you to list the actual song titles in the compact disc database.)

The *Versabase* programs allow up to 60 records per database file. You can increase this number by changing the value of Variable ME in Line 50. The main thing to consider when adding fields or allowing more records per file is that *Versabase* is designed to work with its data in memory — data items are stored in dimensioned arrays, not loaded from disk one record at a time. This makes it easier to manipulate the data but limits the size of *Versabase* files.

The limit on file size is based on the amount of free memory in your CoCo 3. Reducing the size of the fields gives you more room for other types of information. Also the CLEAR 8000 in Line 20 can be increased to allow a little more room.

When entering data, you might encounter a situation where you really need a few characters beyond the indicated field length. Since *Versabase* saves data to disk as a contiguous ASCII file, it is possible to have much longer data entries. You can add a few characters to a field by entering the

record normally (observing the appropriate field lengths), then using the View/Edit option to change the information for a specific field. However, use this sparingly or you will soon encounter Out of Memory errors.

Versabase does not support any form of data sorting. The records are stored in the order in which you enter them. Consider adding data-sorting routines if you find them necessary.

Another possible change is to allow searches. It should be a simple matter to add a routine that scans certain array elements looking for a specific string of characters.

The printer codes used in Line 1040 are designed for Tandy printers. They are used to set the printer for bold, condensed type. You can change them for your specific printer if necessary. (For help, see "Printer Diversions and Conversions" on Page 142 of the August 1988 issue.)

After you have experimented with the existing code, try writing your own merge files to create more databases. It's easy to do. The possibilities are endless, and you'll find *Versabase* can handle most of your filing needs. □

Definitions

Three terms are often confused when people speak of databases. To help minimize the confusion, let's define the terms.

A database *field* represents a single piece of information about a person, place, event, etc. The term *record* is used to mean all of the fields (individual pieces of information) about the single person, place, event, etc. A *file* is comprised of a related group of records about several persons, places, events, etc.

Using VCRDATA as an example, the file would hold information about all the VCR tapes you own. Each record would contain all the information about a specific tape, and the fields would be the title, star, tape number, etc., for that tape.

You can still have several different files, however. For instance, you might have one file with records for all of your tapes and another containing information about all of your best friend's tapes.

CoCo 3 Disk

Listing 1: VCRDATA

```
1 'VERSABASE/VCRDATA
2 'BY DAVID POLONSKY
3 'COPYRIGHT (C) JANUARY 1992
4 'BY FALSOFT, INC.
5 'RAINBOW MAGAZINE
6 '*****
7 'THANKS TO BILL BERNICO FOR
  HIS SUBROUTINES AND IDEAS
20 CLEAR8000:WIDTH32:CLS:INPUT"4
  0 OR 80 COLUMN WIDTH";W
30 IF W<>40 THEN 40 ELSE 50
40 IF W<>80 THEN 20 ELSE 50
```

```

50 ME=60:WIDTH W:RGB:PALETTE8,63
:PALETTE0,1:CLS1
60 DIM NM$(ME),AD$(ME),CT$(ME),S
T$(ME),BB$(ME),DP$(ME),FD$(6)
70 FD$(1)="TITLE":FD$(2)="STARRI
NG":FD$(3)="CO-STARRING":FD$(4)="
TAPE # ":FD$(5)="DATE":FD$(6)="
COUNTER #"
```

```

220 NEXT:CLOSE#1:GOTO80
230 IFNE=0 THEN110
240 LOCATE12,10:ATTR1,0:PRINT"2.
SAVE DATA FILE":GOSUB1180:IFF$
=""" THEN 80
250 OPEN"O",#1,F$:PRINT#1,NE
260 FORI=1 TO NE
270 PRINT#1,NM$(I):PRINT#1,AD$(I
)
280 PRINT#1,CT$(I)
290 PRINT#1,ST$(I)
300 PRINT#1,BB$(I)
310 PRINT#1,DP$(I)
320 NEXT:CLOSE#1:GOTO80
330 IFNE=ME THEN 110
340 NO=NE+1
350 SF$="SPACE FOR"+STR$(ME-NO)+
" MORE RECORDS":CLS:LOCATE4,0:AT
TR1,0:PRINT"VCRDATA RECORD #""NO"
":LOCATE4,1:PRINTSF$:ATTR0,0
360 LOCATE3,3:PRINT" TITLE : "
:LY=3:AY=3:PL=31:GOSUB1230
370 LOCATE3,5:PRINT" STARRING : "
:LY=5:AY=4:PL=31:GOSUB1230
380 LOCATE3,7:PRINT" CO-STAR : "
:LY=7:AY=2:PL=31:GOSUB1230
390 LOCATE3,9:PRINT" TAPE# : "
:LY=9:AY=5:PL=6:GOSUB1230
400 LOCATE3,11:PRINT" DATE : "
:LY=11:AY=7:PL=9:GOSUB1200
410 LOCATE3,13:PRINT" COUNTER# : "
:LY=13:AY=1:PL=6:GOSUB1230
420 LOCATE15,3:LINEINPUT D$:IFD$
=""" THEN 80
430 IF LEN(D$)>30 THEN LOCATE15,
3:PRINTSTRING$(60,32):GOSUB1200:
```

```

LY=3:AY=3:PL=31:GOSUB1230:GOTO42
0
440 LOCATE15,5:LINEINPUT C$
450 IF LEN(C$)>30 THEN LOCATE15,
5:PRINTSTRING$(60,32):GOSUB1200:
LY=5:AY=4:PL=31:GOSUB1230:GOTO44
0
460 LOCATE15,7:LINEINPUT T$
470 IF LEN(T$)>30 THEN LOCATE15,
7:PRINTSTRING$(60,32):GOSUB1200:
LY=7:AY=2:PL=31:GOSUB1230:GOTO46
0
480 LOCATE15,9:LINEINPUT Y$
490 IF LEN(Y$)>5 THEN LOCATE15,9
:PRINTSTRING$(60,32):GOSUB1200:L
Y=9:AY=5:PL=6:GOSUB1230:GOTO480
500 LOCATE15,11:LINEINPUT X$
510 IF LEN(X$)>8 THEN LOCATE15,1
1:PRINTSTRING$(60,32):GOSUB1200:
LY=11:AY=7:PL=9:GOSUB1230:GOTO50
0
520 LOCATE15,13:LINEINPUT Z$
530 IF LEN(Z$)>5 THEN LOCATE15,1
3:PRINTSTRING$(60,32):GOSUB1200:
LY=13:AY=1:PL=6:GOSUB1230:GOTO52
0
540 FORXX=1TO300:NEXT
550 NE=NE+1:NM$(NE)=D$:AD$(NE)=C
$:CT$(NE)=T$:ST$(NE)=Y$:BB$(NE)=
X$:DP$(NE)=Z$
560 LOCATE4,16:ATTR1,0:PRINT"ENT
ER ANOTHER? ":ATTR0,0
562 K$=INKEY$:IF K$=""" THEN 562
564 IF K$="Y" OR K$="y" THEN 330
566 GOTO 80
570 IFNE=0 THEN 110
```

SUPER SUPER SPECIAL

All 530 Public Domain Programs-\$145 Value
All 1,020 Subscription Programs-\$260 Value
All 250 Graphic Pictures-\$70 Value
ENTIRE PACKAGE Regularly \$475


Now Only...



\$279.00!

SEE PAGE 43 FOR DETAILS

Over 250 Quality Pictures



Each Set Includes
An Excellent Graphics Editor!
Pictures are CoCo-MAX II compatible.

**Each Set Of 10 Disks
Only \$35.00!
Buy 2, Get One Free!**

Set #1	Set #2	Set #3
Clipart	Celebrities	Adult Only
Space Pictures	Cartoon Characters	R-Rated
Animals	Great Graphics	Beautiful Women
More	More	

T&D Subscription Software • 2490 Miles Standish Dr., Holland, MI 49423 • 616-399-9648

```

580 WIDTH W:LOCATE8,4:ATTR1,0:IN
PUT"ENTER RECORD NUMBER -> ":PT
582 IF PT<1 THEN 580
584 IF PT>NE THEN PT=NE
586 ATTR 0,0
590 WIDTH W
600 LOCATE6,2:ATTR1,0:PRINT"VCRD
ATA RECORD #":PT;ATTR0,0
610 LOCATE0,4
620 PRINT"          TITLE : ";NM$(
PT)
630 PRINT"          STAR  : ";AD$(
PT)
640 PRINT"          CO-STAR : ";CT$(
PT)
650 PRINT"          TAPE # : ";ST$(
PT)
660 PRINT"          DATE  : ";BB$(
PT)
670 PRINT"          COUNTER # : ";DP$(
PT)
680 LOCATE2,23:ATTR1,0,B:PRINT"E
";ATTR0,0:LOCATE3,23:PRINT"DIT"
";ATTR1,0,B:LOCATE8,23:PRINT"N";
:ATTR0,0:LOCATE9,23:PRINT"EXT";:
ATTR1,0,B:LOCATE14,23:PRINT"P";:
ATTR0,0:LOCATE15,23:PRINT"REVIUO
S";
690 ATTR1,0,B:LOCATE24,23:PRINT"
M";:ATTR0,0:LOCATE25,23:PRINT"EN
U";:ATTR1,0,B:LOCATE30,23:PRINT"
W";:ATTR0,0:LOCATE31,23:PRINT"ID
TH";
700 K$=INKEY$:IFK$="M" THEN800
710 IFK$="P" THEN 760
720 IFK$="N" THEN 770
730 IFK$="E" THEN 780
740 IFK$="W" THEN 1210
750 GOTO700
760 IFPT=1 THEN700 ELSEPT=PT-1:G
OTO590
770 IFPT=NE THEN700 ELSEPT=PT+1:
GOTO590
780 LOCATE2,23:PRINTSTRING$(37,3
2);:FORI=1TO6:LOCATE1,I+3:PRINTU
SING"("#);I;NEXT
790 LOCATE6,12:ATTR3,3:PRINT"Pre
ss 1-6 To Edit - E To Exit";:ATT
R0,0
800 K$=INKEY$:IFK$="" THEN 800
810 IFK$="E" THEN 590
820 K=VAL(K$):IFK<1 OR K>6 THEN
800
830 LOCATE5,12:PRINTSTRING$(33,3
2);:LOCATE5,12:ATTR1,0:PRINT"NEW
"FD$(K)": ";:LINEINPUT A$
840 ON K GOTO 850,860,870,880,89
0,900,910,920
850 NM$(PT)-A$:GOTO590
860 AD$(PT)-A$:GOTO590
870 CT$(PT)-A$:GOTO590
880 ST$(PT)-A$:GOTO590
890 BB$(PT)-A$:GOTO590
900 DP$(PT)-A$:GOTO590
910 GOTO590
920 GOTO590
930 IF NE=0 THEN 110
940 CLS1:INPUT"Print to (S)creen
or (P)rinter? (S/P)";DN$:CLS1
950 IF W=80 THEN 980
960 IF W=40 THEN CLS:LOCATE 1,1:
PRINT"SCREEN LIST OPTION ONLY WI
TH 80-COLUMN SCREEN. RETURN TO
MENU TO TOGGLE WIDTH
970 LOCATE 1,20:PRINT"HIT ANY KE
Y TO RETURN TO MENU":EXEC44539:G
OTO80
980 IF DN$="S" THEN DN=0:GOTO 101
0
990 IF DN$="P" THEN DN=-2:GOTO 10
40
1000 GOTO 940
1010 PRINT"NO. TITLE
STAR CO-STAR
TAPE# DATE CNTR#":PRIN
TSTRING$(79,45)
1020 FORI=1 TO NE:PRINTUSING"###
% % % % % % % %
% % %";I;NM$(I);AD$(I);CT
$(I);ST$(I);BB$(I);DP$(I)
1030 IFI=20 OR I=40 OR I=60 OR I
=80 OR I=100 OR I=120 OR I=140 O
R I=150 THEN GOSUB1160:CLS:PRIN
T"NO. TITLE STAR
CO-STAR TAP
E# DATE CNTR#":PRINTSTRING$(
79,45):GOTO1070ELSEI070
1040 PRINT#-2,CHR$(27);CHR$(31);
CHR$(27);CHR$(20);CHR$(15):PRINT
#-2,"NO. TITLE
STARRING
CO-STARRING
TAPE# DATE CNTR#":PR
INT#-2,""
1051 FORI=1TO NE:PRINT#-2,USING"#"
## %
% % % % % % % %
% % % % % % %";I;NM$(I)
;AD$(I);CT$(I);ST$(I);BB$(I);DP$
(I):PRINT#-2,""
1060 IFI=30 OR I=60 OR I=90 OR I
=120 OR I=150 THEN CLS:PLAY"O4T6
0CBCBCBC":PRINT"INSERT NEXT PAGE
AND HIT <ENTER> TO CONTINUE PRI
NTING":PRINT#-2,CHR$(12):GOSUB11
60:CLS
1070 NEXT I
1080 IF DN=0 THEN GOSUB1160
1090 GOTO80
1100 IF W=40 THEN W=80:GOTO 80
1110 IF W=80 THEN W=40:GOTO 80
1120 LOCATE12,17:ATTR1,0:PRINT"A
RE YOU SURE? (Y/N)";:ATTR0,0:PLA
Y"O4T60CBCBCBCBCBC
1130 K$=INKEY$:IFK$="N" THEN 80
1140 IFK$<>"Y" THEN 1130
1150 WIDTH32:ATTR0,0:PALETTE8,0:
PALETTE0,63:END
1160 LOCATE5,23:PRINT"Press <ENT
ER> To Continue";
1170 IFINKEY$<>CHR$(13) THEN 117
0 ELSE RETURN
1180 LOCATE12,17:PRINTSTRING$(17
,32);:LOCATE15,17:PRINT"Filename
": ";:LINEINPUT F$
1190 RETURN
1200 ATTR1,0:SOUND191,1:LOCATE3,
18:PRINT"INPUT TOO LONG! TRY AG
AIN";:FOR X=1 TO 700:NEXT:ATTR 0
,0:LOCATE3,18:PRINTSTRING$(28,32
):RETURN
1210 IF W=40 THEN W=80:GOTO 590
1220 IF W=80 THEN W=40:GOTO 590
1230 LOCATE 15,LY:ATTR 2,AY:PRIN
TSTRING$(PL,32);:ATTR0,0:RETURN

```

Listing 2: ADDRESS

```

1 VERSABASE/ADDRESS
70 FD$(1)="NAME " :FD$(2)="ADDRE
SS" :FD$(3)="CITY " :FD$(4)
="STATE " :FD$(5)="ZIP " :FD$(6)="
PHONE "
350 SF$="SPACE FOR"+STR$(ME-NQ)+
" MORE RECORDS":CLS:LOCATE4,0:AT
TR1,0:PRINT"ADDRESS RECORD #":NQ"
";:LOCATE4,1:PRINTSF$:ATTR0,0
360 LOCATE3,3:PRINT" NAME : "
:LY=3:AY=3:PL=26:GOSUB1230
370 LOCATE3,5:PRINT" ADDRESS : "
:LY=5:AY=4:PL=26:GOSUB1230
380 LOCATE3,7:PRINT" CITY : "
:LY=7:AY=2:PL=21:GOSUB1230
390 LOCATE3,9:PRINT" STATE : "
:LY=9:AY=5:PL=3:GOSUB1230
400 LOCATE3,11:PRINT" ZIP : "
:LY=11:AY=7:PL=11:GOSUB1230
410 LOCATE3,13:PRINT" PHONE : "
:LY=13:AY=1:PL=13:GOSUB1230
420 LOCATE15,3:LINEINPUT D$:IFD$
="" THEN 80
430 IF LEN(D$)>25 THEN LOCATE15,
3:PRINTSTRING$(60,32):GOSUB1200:
LY=3:AY=3:PL=26:GOSUB1230:GOTO42
0
440 LOCATE15,5:LINEINPUT C$
450 IF LEN(C$)>25 THEN LOCATE15,
5:PRINTSTRING$(60,32):GOSUB1200:
LY=5:AY=4:PL=26:GOSUB1230:GOTO44
0
460 LOCATE15,7:LINEINPUT T$
470 IF LEN(T$)>20 THEN LOCATE15,
7:PRINTSTRING$(60,32):GOSUB1200:
LY=7:AY=2:PL=21:GOSUB1230:GOTO46
0
480 LOCATE15,9:LINEINPUT Y$
490 IF LEN(Y$)>2 THEN LOCATE15,9
:PRINTSTRING$(60,32):GOSUB1200:L
Y=9:AY=5:PL=3:GOSUB1230:GOTO480
500 LOCATE15,11:LINEINPUT X$
510 IF LEN(X$)>10 THEN LOCATE15,
11:PRINTSTRING$(60,32):GOSUB1200
:LY=11:AY=7:PL=11:GOSUB1230:GOTO
500
520 LOCATE15,13:LINEINPUT Z$
530 IF LEN(Z$)>12 THEN LOCATE15,
13:PRINTSTRING$(60,32):GOSUB1200
:LY=13:AY=1:PL=13:GOSUB1230:GOTO
520
600 LOCATE6,2:ATTR1,0:PRINT"CLER
ICAL RECORD #":PT;ATTR0,0
610 LOCATE0,4
620 PRINT"          NAME : ";NM$(
PT)
630 PRINT"          ADDRESS : ";AD$(
PT)
640 PRINT"          CITY : ";CT$(
PT)
650 PRINT"          STATE : ";ST$(
PT)
660 PRINT"          ZIP : ";BB$(
PT)
670 PRINT"          PHONE : ";DP$(
PT)
1010 PRINT"NO. NAME
ADDRESS CITY
ST ZIP PHONE ":PRINTSTRI
NG$(79,45)
1020 FORI=1 TO NE:PRINTUSING"###
% % % % % % % %
% % %";I;NM$(I)
;AD$(I);CT$(I);BB$(I);DP$(I)

```

```

% % % % % %
% " ; I ; NM$(I) ; AD$(I) ; CT
$(I) ; ST$(I) ; BB$(I) ; DP$(I)
1030 IF I=20 OR I=40 OR I=60 OR I
=80 OR I=100 OR I=120 OR I=140 O
R I=150 THEN GOSUB1160:CLS:PRIN
T"NO. NAME ADDRESS
SS CITY ST Z
IP PHONE":PRINTSTRING$(79,45):
GOTO1070ELSE1070
1040 PRINT#-2,CHR$(27);CHR$(31);
CHR$(27);CHR$(20);CHR$(15):PRINT
#-2,"NO. NAME ADDRESS CIT
Y PHONE " ST ZIP
1050 FOR I=1 TO NE:PRINT#-2,USING"#
## % % % %
% % % % % %
% " ; I ; NM$(I) ; AD$(I) ; CT$(I)
; ST$(I) ; BB$(I) ; DP$(I)

```

```

# " NQ " " ; LOCATE4,1:PRINTSF$:ATTR0
,0
360 LOCATE3,3:PRINT" TITLE : "
:LY=3:AY=3:PL=26:GOSUB1230
370 LOCATE3,5:PRINT" COMPOSER : "
:LY=5:AY=4:PL=26:GOSUB1230
380 LOCATE3,7:PRINT"ORCHESTRA : "
:LY=7:AY=2:PL=26:GOSUB1230
390 LOCATE3,9:PRINT" TRACKS : "
:LY=9:AY=5:PL=3:GOSUB1230
400 LOCATE3,11:PRINT"CONDUCTOR :
":LY=11:AY=7:PL=26:GOSUB1230
410 LOCATE3,13:PRINT" SOLOIST :
":LY=13:AY=1:PL=21:GOSUB1230
420 LOCATE15,3:LINEINPUT D$:IFD$
=" " THEN 80
430 IF LEN(D$)>25 THEN LOCATE15,
3:PRINTSTRING$(60,32):GOSUB1200:
LY=3:AY=3:PL=26:GOSUB1230:GOTO42
0
440 LOCATE15,5:LINEINPUT C$
450 IF LEN(C$)>25 THEN LOCATE15,
5:PRINTSTRING$(60,32):GOSUB1200:
LY=5:AY=4:PL=26:GOSUB1230:GOTO44
0
460 LOCATE15,7:LINEINPUT T$
470 IF LEN(T$)>25 THEN LOCATE15,
7:PRINTSTRING$(60,32):GOSUB1200:
LY=7:AY=2:PL=26:GOSUB1230:GOTO46
0
480 LOCATE15,9:LINEINPUT Y$
490 IF LEN(Y$)>2 THEN LOCATE15,9
:PRINTSTRING$(60,32):GOSUB1200:L
Y=9:AY=5:PL=3:GOSUB1230:GOTO480
500 LOCATE15,11:LINEINPUT X$
510 IF LEN(X$)>25 THEN LOCATE15,
11:PRINTSTRING$(60,32):GOSUB1200
:LY=11:AY=7:PL=26:GOSUB1230:GOTO
500
520 LOCATE15,13:LINEINPUT Z$
530 IF LEN(Z$)>20 THEN LOCATE15,
13:PRINTSTRING$(60,32):GOSUB1200
:LY=13:AY=1:PL=21:GOSUB1230:GOTO
520
600 LOCATE6,2:ATTR1,0:PRINT"COMP
ACT DISK RECORD # " PT ; :ATTR0,0
610 LOCATE0,4
620 PRINT" TITLE : " ; NM$(
PT)
630 PRINT" COMPOSER : " ; AD$(
PT)
640 PRINT" ORCHESTRA : " ; CT$(
PT)
650 PRINT" TRACKS : " ; ST$(
PT)
660 PRINT" CONDUCTOR : " ; BB$(
PT)
670 PRINT" SOLOIST : " ; DP$(
PT)
1010 PRINT"NO. TITLE
COMPOSER ORCHEST
RA TRKS CONDUCTOR":PRINTST
RING$(79,45)
1020 FOR I=1 TO NE:PRINTUSING"###
% % % % % %
% " ; I ; NM$(I) ; AD$(I) ; CT
$(I) ; ST$(I) ; BB$(I)
1030 IF I=20 OR I=40 OR I=60 OR I
=80 OR I=100 OR I=120 OR I=140 O
R I=150 THEN GOSUB1160:CLS:PRIN
T"NO. TITLE COMPO
SER ORCHESTRA
TRKS CONDUCTOR":PRINTSTRING$(79,

```

Listing 3: COMPACT

```

1 'VERSABASE/COMPACT
70 FD$(1)="TITLE":FD$(2)="COMPOS
ER":FD$(3)="ORCHESTRA":FD$(4)="T
RACKS":FD$(5)="CONDUCTOR":FD$(6)
="SOLOIST"
350 SF$="SPACE FOR"+STR$(ME-NQ)+
" MORE RECORDS":CLS:LOCATE4,0:AT
TRI,0:PRINT"COMPACT DISK RECORD

```

Outstanding CoCo Software!!!

WP Shel™

A Multi-View style environment for access to any OS9 text editor, text formatter, & spelling checker (that you supply). Create a word processing system with your favorite "pieces." Req. Color Computer 3 w/256k, disk drive, OS9 Level 2, & Windint module (avail. w/Multi-View). Only \$20.95!

Variations of Solitaire™

FIVE solitaire games! Incl: Pyramid, Klondike, Spider, Poker, & Canfield. All games include color graphics, & mouse support! Req. Color Computer 3 w/256k, disk drive, OS9 Level 2, & mouse/joystick. Color monitor recommended. Fantastic! \$32.95!

OS9 Level 2 Game Pack™

Five FUN Coco games! Includes: Sea Battle, Minefield, KnightsBridge, CoCoHollo (Monochrome monitor support included), & CoCoYahzee (Req. 80 column monitor). Includes color graphics & mouse support! Req. a Color Computer 3 w/256k, disk drive, & OS9 Level 2. Color monitor recommended. Wow! \$32.95!

MV Banner™

A Multi-View style banner generator with two fonts, three char. sizes, twenty seven images, & image editor! Req. Color Computer 3 w/256k, OS9 Level 2, disk drive, Multi-View, 80 col. monitor, & mouse/joystick. Incredible! \$18.95!

DeskTamer™

A point & click desk top companion for OS9 & Multi-View! Certain to help you stay organized, DeskTamer includes a card file, note pad, phone directory/dialer & scheduling system! Written by Ted Jaeger, DeskTamer is supplied in compact Basic09 I-Code format. DeskTamer is fully compatible with Multi-View. Req. Color Computer 3 w/512K, disk drive, OS9 Level 2, & Windint module. A modem is required to use the telephone dialer. Compatible with both the RS and Disto RS232 paks. Just \$34.95!

More great values ...

High Finance™ Simply the best financial analysis tool for the CoCo! Req. Color Computer 3 w/128k (256k or more recommended), disk drive, mouse/joystick, & OS9 Level 2 w/Windint module. Multi-View recommended. Unbelievable \$24.95!

OS9 Calendar Utilities™ Create, view, print, and maintain Gcal compatible calendar files quickly and easily! Req. Color Computer 3 w/128k, disk drive, & OS9 Level 2. Multi-View optional. Still \$14.95!

OS9 Budget System™ More than just a budget program, allows you to track and analyze your financial transactions and prepare useful reports to fit your financial needs. Runs on text or graphics screens. Req. Tandy Color Computer 3 w/256k, disk drive, & OS9 Level 2. Multi-View optional. \$21.95!

TV for OS9 Level 2™ Scroll/page through your text files with this handy replacement for the list command. Req. Tandy Color Computer 3 w/128k, disk drive, & OS9 Level 2. Only \$8.95!

Send for free catalog!

Software Developers: We need quality OS9/OSK software to market. MV Systems is actively involved in helping software developers like you bring their product(s) to market. We can help you market your product(s) effectively! So, if you have written (or are writing) software you would like to market, contact us for details.

All products carry the Rainbow Certification Seal. VISA and MasterCard orders accepted. Please add \$2.50 (U.S.) or \$5.00 (foreign) for shipping and handling to all orders. Colorado residents please add 7.3% sales tax. The Windint module is available with Multi-View.

MV Systems

P.O. Box 818
Arvada, CO 80001

(303) 420-7777

The OS9 and Multi-View specialists!

Announcing

Icon Basic09

The next programming language for OS-9!

Icon Basic09 is a graphical user interface (GUI) to Basic09, which will make programming easier than ever! Icon Basic09 takes an innovative approach by using graphic representations, or icons, to represent statements and keywords for writing Basic09 programs and procedures. Instead of constantly typing while writing a program, the user can simply point & click to choose the desired statement!

Icon Basic09 can also be very useful in studying procedures and programs written by others to learn how they operate. The package contains a full set of icons...or, you may edit or create icons using the included icon editor. Icon Basic09 requires a CoCo-3 with at least 256k, mouse or joystick, and OS-9 lv 2.

\$20

Dual hi-res joystick adapter (RS/Colorware) **\$40**

Hi & Lo-res joystick adapter **\$27**

HAWKsoft keyboard extension cable **\$25**

Domination ("Risk"-like wargame!) **\$18**

MyDOS full-featured DOS extension **\$15**



PO Box 7112
Elgin, IL 60121-7112
(708) 742-3084 eves & ends

US and CDN S&H always included. Terms: MO, check, or COD.

45):GOTO1070ELSE1070
 1040 PRINT#-2,CHR\$(27);CHR\$(31);
 CHR\$(27);CHR\$(20);CHR\$(15):PRINT
 #-2,"NO. TITLE
 COMPOSER ORC

HESTRA TRACKS CO
 NDUCTOR SOLOIST
 " :PRINT#-2,""
 1051 FORI=1TONE:PRINT#-2,USING"
 ## % % %

% %
 % % %
 % %
 %";I;NM\$(I);AD\$(I);CT\$(I);S
 T\$(I);BB\$(I);DP\$(I):PRINT#-2,""

Listing 4: PHOTOS

1 'VERSABASE/PHOTOS
 70 FD\$(1)="DATE":FD\$(2)="ASA":FD
 \$(3)="F-STOP":FD\$(4)="SHUTTER SP
 EED":FD\$(5)="LOCATION":FD\$(6)="C
 AMERA"
 350 SF\$="SPACE FOR"+STR\$(ME-NQ)+
 " MORE RECORDS":CLS:LOCATE4,0:AT
 TR1,0:PRINT"PHOTO RECORD #"
 "NQ"
 :LOCATE4,1:PRINTSF\$:ATTR0,0
 360 LOCATE3,3:PRINT" DATE :"
 :LY=3:AY=3:PL=9:GOSUB1230
 370 LOCATE3,5:PRINT" ASA :"
 :LY=5:AY=4:PL=6:GOSUB1230
 380 LOCATE3,7:PRINT" F-STOP :"
 :LY=7:AY=2:PL=6:GOSUB1230
 390 LOCATE3,9:PRINT" SHUTTER :"
 :LY=9:AY=5:PL=8:GOSUB1230
 400 LOCATE3,11:PRINT" LOCATION :"
 :LY=11:AY=7:PL=31:GOSUB1230
 410 LOCATE3,13:PRINT" CAMERA :"
 :LY=13:AY=1:PL=16:GOSUB1230
 420 LOCATE15,3:LINEINPUT D\$:IFD\$
 ="" THEN 80
 430 IF LEN(D\$)>8 THEN LOCATE15,3
 :PRINTSTRING\$(60,32):GOSUB1200:L
 Y=3:AY=3:PL=9:GOSUB1230:GOTO420
 440 LOCATE15,5:LINEINPUT C\$
 450 IF LEN(C\$)>5 THEN LOCATE15,5
 :PRINTSTRING\$(60,32):GOSUB1200:L
 Y=5:AY=4:PL=6:GOSUB1230:GOTO440
 460 LOCATE15,7:LINEINPUT T\$

470 IF LEN(T\$)>5 THEN LOCATE15,7
 :PRINTSTRING\$(60,32):GOSUB1200:L
 Y=7:AY=2:PL=6:GOSUB1230:GOTO460
 480 LOCATE15,9:LINEINPUT Y\$
 490 IF LEN(Y\$)>7 THEN LOCATE15,9
 :PRINTSTRING\$(60,32):GOSUB1200:L
 Y=9:AY=5:PL=8:GOSUB1230:GOTO480
 500 LOCATE15,11:LINEINPUT X\$
 510 IF LEN(X\$)>30 THEN LOCATE15,
 11:PRINTSTRING\$(60,32):GOSUB1200
 :LY=11:AY=7:PL=31:GOSUB1230:GOTO
 500
 520 LOCATE15,13:LINEINPUT Z\$
 530 IF LEN(Z\$)>15 THEN LOCATE15,
 13:PRINTSTRING\$(60,32):GOSUB1200
 :LY=13:AY=1:PL=16:GOSUB1230:GOTO
 520
 600 LOCATE6,2:ATTR1,0:PRINT"PHOT
 O RECORD #"
 "PT;:ATTR0,0
 610 LOCATE0,4
 620 PRINT" DATE :";NM\$(
 PT)
 630 PRINT" ASA :";AD\$(
 PT)
 640 PRINT" F-STOP :";CT\$(
 PT)
 650 PRINT"SHUTTER SPEED :";ST\$(
 PT)
 660 PRINT" LOCATION :";BB\$(
 PT)
 670 PRINT" CAMERA :";DP\$(

PT)
 1010 PRINT"NO. DATE ASA F-
 STOP SHUTTER LOCATION
 CAMERA":PRINTSTRING\$(
 79,45)
 1020 FORI=1 TO NE:PRINTUSING"###
 % % % % % % % %
 %";I;NM\$(I);AD\$(I);CT
 \$(I);ST\$(I);BB\$(I);DP\$(I)
 1030 IFI=20 OR I=40 OR I=60 OR I
 =80 OR I=100 OR I=120 OR I=140 O
 R I=150 THEN GOSUB1160:CLS:PRINT
 "NO. DATE ASA F-STOP SHUTT
 ER LOCATION
 CAMERA":PRINTSTRING\$(79,45):GOT
 01070ELSE1070
 1040 PRINT#-2,CHR\$(27);CHR\$(31);
 CHR\$(27);CHR\$(20);CHR\$(15):PRINT
 #-2,"NO. DATE ASA F-STOP
 SHUTTER LOCATION
 CAMERA " :PRIN
 T#-2
 1051 FORI=1TONE:PRINT#-2,USING"
 ## % % % % % % % %
 % %
 % % " :I;NM\$(I);A
 D\$(I);CT\$(I);ST\$(I);BB\$(I);DP\$(I
):PRINT#-2

Listing 5: MEDICINE

1 'VERSABASE/MEDICINE
 70 FD\$(1)="DOCTOR":FD\$(2)="PERSO
 N":FD\$(3)="PRESCRIPTION":FD\$(4)=
 "NUMBER":FD\$(5)="DATE":FD\$(6)="C
 OST"
 350 SF\$="SPACE FOR"+STR\$(ME-NQ)+
 " MORE RECORDS":CLS:LOCATE4,0:AT
 TR1,0:PRINT"MEDICAL RECORD #"
 "NQ"
 :LOCATE4,1:PRINTSF\$:ATTR0,0
 360 LOCATE3,3:PRINT" DOCTOR :"
 :LY=3:AY=3:PL=16:GOSUB1230
 370 LOCATE3,5:PRINT" PERSON :"
 :LY=5:AY=4:PL=16:GOSUB1230
 380 LOCATE3,7:PRINT"PRESCRIPT :"
 :LY=7:AY=2:PL=16:GOSUB1230
 390 LOCATE3,9:PRINT" NUMBER :"
 :LY=9:AY=5:PL=10:GOSUB1230
 400 LOCATE3,11:PRINT" DATE :"
 :LY=11:AY=7:PL=9:GOSUB1230
 410 LOCATE3,13:PRINT" COST :"
 :LY=13:AY=1:PL=8:GOSUB1230
 420 LOCATE15,3:LINEINPUT D\$:IFD\$
 ="" THEN 80
 430 IF LEN(D\$)>15 THEN LOCATE15,
 3:PRINTSTRING\$(60,32):GOSUB1200:
 LY=3:AY=3:PL=16:GOSUB1230:GOTO42
 0
 440 LOCATE15,5:LINEINPUT C\$
 450 IF LEN(C\$)>15 THEN LOCATE15,
 5:PRINTSTRING\$(60,32):GOSUB1200:
 LY=5:AY=4:PL=16:GOSUB1230:GOTO44

0
 460 LOCATE15,7:LINEINPUT T\$
 470 IF LEN(T\$)>15 THEN LOCATE15,
 7:PRINTSTRING\$(60,32):GOSUB1200:
 LY=7:AY=2:PL=16:GOSUB1230:GOTO46
 0
 480 LOCATE15,9:LINEINPUT Y\$
 490 IF LEN(Y\$)>9 THEN LOCATE15,9
 :PRINTSTRING\$(60,32):GOSUB1200:L
 Y=9:AY=5:PL=10:GOSUB1230:GOTO480
 500 LOCATE15,11:LINEINPUT X\$
 510 IF LEN(X\$)>8 THEN LOCATE15,1
 1:PRINTSTRING\$(60,32):GOSUB1200:
 LY=11:AY=7:PL=9:GOSUB1230:GOTO50
 0
 520 LOCATE15,13:LINEINPUT Z\$
 530 IF LEN(Z\$)>7 THEN LOCATE15,1
 3:PRINTSTRING\$(60,32):GOSUB1200:
 LY=13:AY=1:PL=8:GOSUB1230:GOTO52
 0
 600 LOCATE6,2:ATTR1,0:PRINT"MEDI
 CAL RECORD #"
 "PT;:ATTR0,0
 610 LOCATE0,4
 620 PRINT" DOCTOR :";NM\$(
 PT)
 630 PRINT" PERSON :";AD\$(
 PT)
 640 PRINT" PRESCRIPTION :";CT\$(
 PT)
 650 PRINT" NUMBER :";ST\$(
 PT)

660 PRINT" DATE :";BB\$(
 PT)
 670 PRINT" COST :";DP\$(
 PT)
 1010 PRINT"NO. DOCTOR P
 ERSON PRESCRIPTION N
 UMBER DATE COST":PRINTSTR
 ING\$(79,45)
 1020 FORI=1 TO NE:PRINTUSING"###
 % % % % % % % %
 % % " :I;NM\$(I);AD\$(I);CT\$
 (I);ST\$(I);BB\$(I);DP\$(I)
 1030 IFI=20 OR I=40 OR I=60 OR I
 =80 OR I=100 OR I=120 OR I=140 O
 R I=150 THEN GOSUB1160:CLS:PRIN
 T"NO. DOCTOR PERSON
 PRESCRIPTION NUMBER
 DATE COST":PRINTSTRING\$(79,4
 5):GOTO1070ELSE1070
 1040 PRINT#-2,CHR\$(27);CHR\$(31);
 CHR\$(27);CHR\$(20);CHR\$(15):PRINT
 #-2,"NO. DOCTOR PERSON
 PRESCRIPTION NUMBER
 DATE COST "
 1051 FORI=1TONE:PRINT#-2,USING"
 ## % % % % % % % %
 % % " :I;NM\$(I);AD\$(I);C
 T\$(I);ST\$(I);BB\$(I);DP\$(I)

Yes! They're still available

Rainbow Back Issues



BACK ISSUES STILL AVAILABLE
Have you explored the wealth of information in our past issues? From our very first, four-page issue to many with more than 300 pages of material, it's all just for CoCo users — a great way to expand your library!

A WORLD OF INFO AT A BARGAIN PRICE

All back issues sell for the single issue cover price. In addition, there is a \$3.50 charge for the first issue, plus 50 cents for each additional

issue for postage and handling if sent by United Parcel Service. There is a \$5 charge for the first issue, plus a \$1 charge for each additional issue on orders sent by U.S. Mail. UPS will not deliver to a post office box or to another country.

MOST ISSUES STILL AVAILABLE

Available issues through June 1982 are provided on white paper in a reprint form. All others are in regular magazine form. VISA, MasterCard and American Express accepted. Kentucky residents please add 6 percent sales

tax; Canadian residents, 7 percent GST. In order to hold down costs, we do not bill, and no C.O.D. orders are accepted.

Due to heavy demand, we suggest you order the back issues you want now while supplies last. To order, review and fill out the form below and mail it with your payment.

For greater convenience, order through the Rainbow Magazine Services area of our Delphi CoCo SIG.

RAINBOW INDEX

A complete index for, July 1981 through June 1984, is printed in the July 1984 issue. Separate copies are available for \$2.50 plus 50¢ handling. Indexes for subsequent years are published annually in the July issues of THE RAINBOW.

TOTAL _____
 KY RESIDENTS ADD 6% _____
 CANADIAN RESIDENTS ADD 7% GST _____
 U.S. MAIL CHARGE _____
 SHIPPING & HANDLING _____
 U.P.S. CHARGE _____
 TOTAL AMOUNT _____
 ENCLOSED _____

Article Reprints

In instances where a given issue is now out of print and not available for purchase, we do provide photocopies of specific articles. The cost for this service is \$1.50 plus 50 cents S/H per article. This service is provided *only* in the case of out-of-stock issues.

Name _____
 Address _____
 City _____ State _____ Zip _____

Payment Enclosed, or
 Charge to my: VISA MC AE

CARD # _____

EXPIRATION DATE _____ PHONE () _____

SIGNATURE _____

TO ORDER BY PHONE (credit card orders only) call (800) 847-0309, 9 a.m. to 5 p.m. EST. All other inquiries call (502) 228-4492.
 send to: **THE RAINBOW, The Falsoft Building, P.O. Box 385, Prospect, KY 40059**

Please send me the following back issues:

JUL 81	VOLUME 1	Premier Issue	\$2.00	<input type="checkbox"/>	AUG 83	VOLUME 3	Games	\$2.95	<input type="checkbox"/>
FEB 82			\$2.00	<input type="checkbox"/>	SEP 83		Education	\$2.95	<input type="checkbox"/>
					OCT 83		Graphics	\$3.95	<input type="checkbox"/>
	VOLUME 2				MAR 84		Business	\$3.95	<input type="checkbox"/>
JUN 83		Printers	\$2.95	<input type="checkbox"/>	APR 84		Gaming	\$3.95	<input type="checkbox"/>

MAY 84	Printer	\$3.95	<input type="checkbox"/>
JUN 84	Music	\$3.95	<input type="checkbox"/>
JUL 84	Anniversary	\$3.95	<input type="checkbox"/>

VOLUME 4

AUG 84	Games	\$3.95	<input type="checkbox"/>
SEP 84	Education	\$3.95	<input type="checkbox"/>
OCT 84	Graphics	\$3.95	<input type="checkbox"/>
NOV 84	Data Comm.	\$3.95	<input type="checkbox"/>
DEC 84	Holiday	\$3.95	<input type="checkbox"/>
JAN 85	Beginners	\$3.95	<input type="checkbox"/>
FEB 85	Utilities	\$3.95	<input type="checkbox"/>
MAR 85	Business	\$3.95	<input type="checkbox"/>
APR 85	Simulations	\$3.95	<input type="checkbox"/>
MAY 85	Printer	\$3.95	<input type="checkbox"/>
JUN 85	Music	\$3.95	<input type="checkbox"/>
JUL 85	Anniversary	\$3.95	<input type="checkbox"/>

VOLUME 5

AUG 85	Games	\$3.95	<input type="checkbox"/>
SEP 85	Education	\$3.95	<input type="checkbox"/>
OCT 85	Graphics	\$3.95	<input type="checkbox"/>
NOV 85	Data Comm.	\$3.95	<input type="checkbox"/>
DEC 85	Holiday	\$3.95	<input type="checkbox"/>
JAN 86	Beginners	\$3.95	<input type="checkbox"/>
FEB 86	Utilities	\$3.95	<input type="checkbox"/>
MAR 86	Business	\$3.95	<input type="checkbox"/>
APR 86	Home Help	\$3.95	<input type="checkbox"/>
MAY 86	Printer	\$3.95	<input type="checkbox"/>
JUN 86	Music	\$3.95	<input type="checkbox"/>
JUL 86	Anniversary	\$3.95	<input type="checkbox"/>

VOLUME 6

AUG 86	Games	\$3.95	<input type="checkbox"/>
SEP 86	Education	\$3.95	<input type="checkbox"/>
OCT 86	Graphics	\$3.95	<input type="checkbox"/>
NOV 86	Data Comm.	\$3.95	<input type="checkbox"/>
DEC 86	Holiday	\$3.95	<input type="checkbox"/>
JAN 87	Beginners	\$3.95	<input type="checkbox"/>
FEB 87	Utilities	\$3.95	<input type="checkbox"/>
MAR 87	Business	\$3.95	<input type="checkbox"/>
APR 87	Home Help	\$3.95	<input type="checkbox"/>
MAY 87	Printer	\$3.95	<input type="checkbox"/>
JUN 87	Music	\$3.95	<input type="checkbox"/>
JUL 87	Anniversary	\$3.95	<input type="checkbox"/>

VOLUME 7

AUG 87	Games	\$3.95	<input type="checkbox"/>
SEP 87	Education	\$3.95	<input type="checkbox"/>
OCT 87	Graphics	\$3.95	<input type="checkbox"/>
NOV 87	Data Comm.	\$3.95	<input type="checkbox"/>
DEC 87	Holiday	\$3.95	<input type="checkbox"/>
JAN 88	Beginners	\$3.95	<input type="checkbox"/>
FEB 88	Utilities	\$3.95	<input type="checkbox"/>
MAR 88	Business	\$3.95	<input type="checkbox"/>
APR 88	Home Help	\$3.95	<input type="checkbox"/>
MAY 88	Printer	\$3.95	<input type="checkbox"/>
JUN 88	Music	\$3.95	<input type="checkbox"/>

JUL 88	Anniversary	\$3.95	<input type="checkbox"/>
--------	-------------	--------	--------------------------

VOLUME 8

AUG 88	Games	\$3.95	<input type="checkbox"/>
SEP 88	Education	\$3.95	<input type="checkbox"/>
OCT 88	Graphics	\$3.95	<input type="checkbox"/>
NOV 88	Data Comm.	\$3.95	<input type="checkbox"/>
DEC 88	Holiday	\$3.95	<input type="checkbox"/>
JAN 89	Beginners	\$3.95	<input type="checkbox"/>
FEB 89	Home Help	\$3.95	<input type="checkbox"/>
MAR 89	Hardware	\$3.95	<input type="checkbox"/>
APR 89	Business	\$3.95	<input type="checkbox"/>
MAY 89	Printer	\$3.95	<input type="checkbox"/>
JUN 89	Summer Fun	\$3.95	<input type="checkbox"/>
JUL 89	Anniversary	\$3.95	<input type="checkbox"/>

VOLUME 9

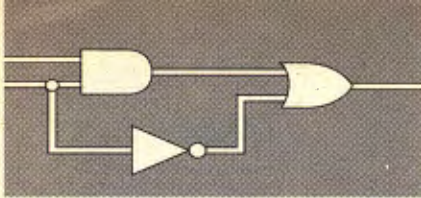
AUG 89	Beyond BASIC	\$3.95	<input type="checkbox"/>
SEP 89	Education	\$3.95	<input type="checkbox"/>
OCT 89	Graphics	\$3.95	<input type="checkbox"/>
NOV 89	Data Comm.	\$3.95	<input type="checkbox"/>
DEC 89	Holiday	\$3.95	<input type="checkbox"/>
JAN 90	Beginners	\$3.95	<input type="checkbox"/>
FEB 90	Home Help	\$3.95	<input type="checkbox"/>
MAR 90	Hardware	\$3.95	<input type="checkbox"/>
APR 90	Business	\$3.95	<input type="checkbox"/>
MAY 90	Printer	\$3.95	<input type="checkbox"/>
JUN 90	Summer Fun	\$3.95	<input type="checkbox"/>
JUL 90	Anniversary	\$3.95	<input type="checkbox"/>

VOLUME 10

AUG 90	OS-9	\$3.95	<input type="checkbox"/>
SEP 90	Education	\$3.95	<input type="checkbox"/>
OCT 90	Graphics	\$3.95	<input type="checkbox"/>
NOV 90	Data Comm.	\$3.95	<input type="checkbox"/>
DEC 90	Holiday	\$3.95	<input type="checkbox"/>
JAN 91	Beginners	\$3.95	<input type="checkbox"/>
FEB 91	Home Help	\$3.95	<input type="checkbox"/>
MAR 91	Hardware	\$3.95	<input type="checkbox"/>
APR 91	Music	\$3.95	<input type="checkbox"/>
MAY 91	Printer	\$3.95	<input type="checkbox"/>
JUN 91	Summer Fun	\$3.95	<input type="checkbox"/>
JUL 91	Anniversary	\$3.95	<input type="checkbox"/>

VOLUME 11

AUG 91	Graphics	\$3.95	<input type="checkbox"/>
SEP 91	Education	\$3.95	<input type="checkbox"/>
OCT 91	OS-9	\$3.95	<input type="checkbox"/>
NOV 91	Data Comm.	\$3.95	<input type="checkbox"/>
DEC 91	Holiday	\$3.95	<input type="checkbox"/>
JAN 92	Utilities	\$3.95	<input type="checkbox"/>
FEB 92	Home Help	\$3.95	<input type="checkbox"/>



Uppercase Directories

by Greg Law
Technical Editor

After using our new `makedir` utility (April 1991, Page 28) for a while, I began thinking of ways in which it might be improved. One idea that seems the most beneficial is to automatically convert all of the directory names to uppercase. The fact that directory names should always be in all uppercase as a de-facto standard further enhances the idea.

new function that converts a string from a combination of upper- and lowercase letters to all uppercase. This function must be created because no similar function exists in the C library. However, the C library does include the `toupper()` and `tolower()` functions that convert a single character to

either its upper- or lowercase counterpart. And it is the `toupper()` function on which our `strupr()` function is based.

The `strupr()` function (shown in the listing) is passed a pointer to a null-terminated string, which is called `s` in the listing. A `while` loop is then used to compare the

**Here's a newer
and more-
improved makdir.**

For the insatiably curious, directory names appear in all uppercase to make it easier to distinguish (lowercase) filenames from directories.

The modification involves creating a

In addition to being OS-9 Online SIGop, Greg Law enjoys programming on all types of computers and has worked on systems ranging from the CoCo to the Burroughs B6700 super mainframe. He lives in Louisville, Kentucky.

OS-9

The Listing: `makedir.c`

```
#include <modes.h>
#include <stdio.h>
#include <string.h>

main(argc, argv)
int argc;
char *argv[];
{
    char *path;
    char *ptr;
    int i = 0;

    if(argc < 2)
        help(argv[0]);

    while(--argc)
    {
        ptr = path = argv[++i];
        strupr(ptr);

        if(path[0] == '/' || path[0] == '.')
            ptr = index(ptr + 1, '/') + 1;

        while((ptr = index(ptr, '/')) != 0)
        {
            *ptr = '\\0';
            I_MakDir(path);
            *ptr = '/';
            ptr++;
        }

        I_MakDir(path);
    }
}
```

```

    }
}

I_MakDir(path)
char *path;
{
    int status;

    status = mknod(path, 077);

    if(status == -1)
        printf("%-40s - ERROR %03d\n", path, errno);
    else
        printf("%-40s - created\n", path);
}

help(name)
char *name;
{
    printf("This utility is used to create multiple directories\n");
    printf("and subdirectories in one pass. It will also create\n");
    printf("all directories specified in a pathlist as required\n");
    printf("\n");
    printf("The syntax for %s is: \n", name);
    printf("    %s pathlist <pathlist> <...>\n", name);
    exit(0);
}

strupr(s)
char *s;
{
    while(*s != '\0')
        *s++ = toupper(*s);
}

```

character pointed to by `s` to the null character. If the character is null, the `while` loop is terminated and the function returns to the caller. Inside the `while` loop, each character is converted to uppercase by

```
*s = toupper(*s)
```

and the pointer is incremented to the address of the next character in the string (`s++`).

As you can see, operator precedence rules are used to advantage in this one statement so that it performs two operations. I warned you a long time ago that operator precedence plays a major role in programming, especially with C. In this case the pointer (`*`) and assignment (`=`) operators have higher precedence than the post-increment (`++`) operator. The net effect is that the statement is equivalent to

```
*s = toupper(*s);
s++;
```

with less overhead.

For an equivalent function that converts a string to lowercase, change the name of the function to `strlwr()` and change `toupper(*s)` to `tolower(*s)`. The remainder of the function is the same. ☺

Look what's new at CoCoPRO!

V-Term 3.04- The most complete terminal program for DEC! Easily communicates with all BBS' and mainframes, using complete VT-100, VT-52, Vidtex, and ASCII terminal emulations! Transfers thru serial port at 2400 baud, with RS-232 pak up to 19,200 baud! Protocols include XModem, XModem-CRC, YModem, and ASCII. Has 15-entry autodialer, macros, and more! Owners of previous versions may upgrade to 3.04 for only \$10.00.

SALE! \$29.95

Delta Pro- Incredible hardware/software audio digitizer, with sampling rates up to 15.5 KHz, stereo capabilities, line and mic inputs, multiple record and playback speeds, and more! Eliminates the "grainy" quality of 6-bit digitizers, records both loud and soft passages without distortion! Incredibly full-featured, and available NOW! Req. Multipak or Y-cable, CC2 or 3.

\$129.95

PO Box 763, Ypsilanti MI 48197
\$4 S&H on all U.S. orders, \$5 CDN min.
U.S. COD \$4 additional. MI residents add 4%.

ORDERS ONLY	1.800.937.7746
INQUIRIES	1.313.481.3283
10 AM-6:30 PM EST MON-FRI	

The Assembly Line

Zig-Zag

by William P. Nee

Zig-Zag is based on the first computer game I ever bought, RCA's *Studio II*. In addition to playing BlackJack and Bowling, *Studio II* allows you to program a simple pattern, then keep repeating that pattern over the entire screen. Any time the pattern crosses itself, black changes to white and white to black.

Now, twenty years later, I've updated this game to work on the CoCo, adding color and the speed of machine language. *Zig-Zag* lets you predefine a pattern as a string variable rather than making you enter it each time. The pattern starts at the lower-left corner, and each successive square used to create it can be in any of eight different directions — I used the DRAW command directions (U, D, R, L, E, F, G, and H). As you press these keys, squares appear forming the pattern. When you press ENTER, the pattern starts repeating.

The key to the pattern changing is what the cursor does when it reaches a border.



Bill Nee bucked the snowbird trend by retiring to Wisconsin from a banking career in Florida. The success of his 13-part series, "Machine Language Made BASIC" (July 1988 to July 1989), prompted him to continue writing articles about Color Computer machine-language programming. You may contact Bill at Route 2, Box 216C, Mason, WI 54856-9302, (715) 746-2952. Please include an SASE when requesting a reply.

Look at Line 290 of the BASIC program shown in Listing 1. If you press F, the program transfers control to Line 390, where the *x* location is increased by 1. If the value in this location is greater than the right boundary (63), two things happen: First the *x* location is reset to zero and the *y* location is increased by one. (If this becomes greater than the height, 31, it wraps back to zero). Second, the *y* location is again increased by one (and may be reset to zero). For example, if the cursor is at Location (63,31), pressing F moves it to (0,1).

As I mentioned before, when the pattern crosses itself, the colors at that point reverse. This happens when you're creating the pattern and while it is being repeated. When the pattern goes over a square, the new color is drawn and the value of that square increased. Program options allow you to select black-and-white or color patterns, and have the program read a pattern from a DATA statement, poking the direction letters into the movement array.

The machine-language program shown in Listing 2 starts with four macros: one to clear the MOVE and ARRAY locations, two to PSET and PRESET black and white, and one to CPSET color. Then each letter in the MOVE array is read, the *x* and *y* locations are adjusted accordingly, that square is PSET, and the value in the array is increased. Press any key to stop the program and return to BASIC.

Enter and save Listing 1 to disk as ZIGZAGDR.BAS. After you've entered Listing 2, check it for errors by entering A/NO/

NS/WE. Then save it using W ZIGZAG.ASM and assemble it into machine language by entering A ZIGZAG.BIN /NS/WE.

When you run it, the BASIC program loads the machine-language portion. The machine-language routine uses the CLEAR macro to clear a one-dimensional array of 256 bytes for the pattern and a 63-by-31-byte, two-dimensional array for the values of each square. To see the program in action, choose the Black-and-White and the Enter-Your-Own options. Then press five E's followed by four H's and ENTER. Now try this same pattern using the Color option. Next use the Read Data option, making sure one of the REM markers is removed from one of the lines between 560 and 610.

Even though the display is only 63 by 31, it fills the entire screen by drawing each square as a 2-by-3 rectangle. One possible change would be to make the actual display larger. Since the MOVE array is only 256 bytes in length, that is the largest pattern you can use. Try increasing the size of this array and having the program read each individual direction instead of the string pattern.

There it is — a 20-year-old computer game updated for current computers. We've certainly come a long way in two decades. I appreciate hearing from you, so send me your comments and ideas for future articles. If you have any questions about these articles or machine-language programming in general, don't hesitate to write. Next month I'll show you my version of a popular Russian video game. □

00620	TFR	D,X		01520	STB	YCORD	
00630	LDB	\0		01530	BRA	WHICH	
00640	LSRB			01540			
00650	LSRB			01550	UU	CMPA	#'U
00660	ABX			01560	BNE	RR	
00670	LDA	\0		01570	LDB	YCORD	
00680	ANDA	#3		01580	DECB		
00690	LDY	#\$92E5	COLOR OR TABLE	01590	ANDB	LENY	
00700	LDA	A,Y		01600	STB	YCORD	
00710	TFR	A,B		01610	BRA	WHICH	
00720	COMA			01620			
00730	ANDA	.X		01630	RR	CMPA	#'R
00740	ANDB	\$B5	CURRENT COLOR	01640	BNE	DD	
00750	PSHS	B		01650	INC	XCORD	
00760	ORA	.S+		01660	LDA	XCORD	
00770	STA	.X		01670	CMPA	LENX	
00780	ENDM			01680	BLS	RR1	
00790				01690	CLR	XCORD	
00800	ORG	\$4000		01700	LDB	YCORD	
00810	START	CLEAR	MOVE,ARRAY+\$1000	01710	INCB		
00820	RTS			01720	ANDB	LENY	
00830				01730	STB	YCORD	
00840	ORG	\$4100		01740	RR1	BRA	WHICH
00850	PARSE	LDU	#MOVE	01750			
00860	P1	LDA	.U+	01760	DD	CMPA	#'D
00870		CMPA	#'E	01770	BNE	LL	
00880		BNE	FF	01780	LDB	YCORD	
00890		INC	XCORD	01790	INCB		
00900		LDA	XCORD	01800	ANDB	LENY	
00910		CMPA	LENX	01810	STB	YCORD	
00920		BLS	EE1	01820	BRA	WHICH	
00930		CLR	XCORD	01830			
00940		LDB	YCQD	01840	LL	CMPA	#'L
00950		INCB	Y-1	01850	LBNE	PARSE	INCORRECT ENTRY
00960		ANDB	LENY	01860	DEC	XCORD	
00970		STB	YCORD	01870	LDA	XCORD	
00980	EE1	LDB	YCQD	01880	BPL	LL1	
00990		DECB	Y-1	01890	LDA	LENX	
01000		ANDB	LENY	01900	STA	XCORD	
01010		STB	YCORD	01910	LDB	YCORD	
01020		LBRA	WHICH	01920	DECB		
01030				01930	ANDB	LENY	
01040	FF	CMPA	#'F	01940	STB	YCORD	
01050		BNE	GG	01950	LL1	BRA	WHICH
01060		INC	XCORD	01960			
01070		LDA	XCORD	01970	WHICH	TST	COLOR B/W OR COLOR?
01080		CMPA	LENX	01980		LBNE	CSHOW 0-B/W; 1-COLOR
01090		BLS	FF1	01990			
01100		CLR	XCORD	02000	SHOW	LDY	#ARRAY
01110		LDB	YCQD	02010		LDA	LENX
01120		INCB		02020		INCA	
01130		ANDB	LENY	02030		LDB	YCORD
01140		STB	YCQD	02040		MUL	
01150	FF1	LDB	YCQD	02050		ADDB	XCORD
01160		INCB		02060		ADCA	#0
01170		ANDB	LENY	02070		TST	D,Y LOCATION-64*Y+X
01180		STB	YCQD	02080		LBEQ	YES ZERO OR ONE?
01190		LBRA	WHICH	02090	NO	CLR	D,Y IT'S ZERO
01200				02100		LDA	XCORD
01210	GG	CMPA	#'G	02110		LSLA	2*XCORD
01220		BNE	HH	02120		STA	XX
01230		DEC	XCORD	02130		LDB	YCQD
01240		LDA	XCORD	02140		PSHS	B
01250		BPL	GG1	02150		LSLB	
01260		LDA	LENX	02160		ADDB	.S+ 3*XCORD
01270		STA	XCORD	02170		STB	YY
01280		LDB	YCQD	02180		PRESET	XX,YY 2*3 BLOCK
01290		DECB	Y-1	02190		INC	YY
01300		ANDB	LENY	02200		PRESET	XX,YY
01310		STB	YCQD	02210		INC	YY
01320	GG1	LDB	YCQD	02220		PRESET	XX,YY
01330		INCB	Y+1	02230		INC	XX
01340		ANDB	LENY	02240		PRESET	XX,YY
01350		STB	YCQD	02250		DEC	YY
01360		LBRA	WHICH	02260		PRESET	XX,YY
01370				02270		DEC	YY
01380	HH	CMPA	#'H	02280		PRESET	XX,YY
01390		BNE	UU	02290		JSR	[\$A000] ANY INPUT?
01400		DEC	XCORD	02300		LBQ	P1
01410		LDA	XCORD	02310		RTS	
01420		BPL	HH1	02320			
01430		LDA	LENX	02330	YES	INC	D,Y
01440		STA	XCORD	02340		LDA	XCQD
01450		LDB	YCQD	02350		LSLA	
01460		DECB		02360		STA	XX
01470		ANDB	LENY	02370		LDB	YCQD
01480		STB	YCQD	02380		PSHS	B
01490	HH1	LDB	YCQD	02390		LSLB	
01500		DECB		02400		ADDB	.S+
01510		ANDB	LENY	02410		STB	YY

```

02420 PSET XX,YY
02430 INC YY
02440 PSET XX,YY
02450 INC YY
02460 PSET XX,YY
02470 INC XX
02480 PSET XX,YY
02490 DEC YY
02500 PSET XX,YY
02510 DEC YY
02520 PSET XX,YY
02530 JSR [$A000]
02540 LBEQ P1
02550 RTS
02560 CSHOW LDY #ARRAY FOR COLOR
02570 LDA LENX
02580 INCA
02590 LDB YCORD
02600 MUL
02610 ADDB XCORD
02620 ADCA #0
02630 STD LO
02640 LDA D,Y
02650 DECA
02660 ANDA #3
02670 LDB #$55
02680 MUL
02690 STB $B5 CURRENT COLOR
02700 LDA XCORD
02710 LSLA
02720 STA XX
02730 LDB YCORD
02740 PSHS B
02750 LSLB
02760 ADDB ,S+
02770 STB YY
02780 CPSET XX,YY 2*3 BLOCK
02790 INC YY
02800 CPSET XX,YY
02810 INC YY
02820 CPSET XX,YY

```

```

02830 INC XX
02840 CPSET XX,YY
02850 DEC YY
02860 CPSET XX,YY
02870 DEC YY
02880 CPSET XX,YY
02890 LDD LO
02900 LDY #ARRAY
02910 LEAY D,Y
02920 LDA ,Y
02930 INCA
02940 ANDA #3
02950 STA ,Y
02960 JSR [$A000]
02970 LBEQ P1
02980 RTS
02990
03000 XCORD RMB 1
03010 YCORD RMB 1
03020 LENX FCB 63
03030 LENY FCB 31
03040 XX RMB 1
03050 YY RMB 1
03060 COLOR RMB 1
03070 LO RMB 2
03080 MOVE RMB 256 YOU COULD INCREASE THIS
03090 ARRAY RMB 1 STARTS HERE
03100 END START

```



Burke & Burke

P.O. Box 733 Maple Valley, WA 98038

U.S. ORDER DESK: (800) 237-2409

INT'L & TECHNICAL: (206) 432-1814

This time of year comes and goes so quickly. It's been a busy year for the CoCo, with new computers following in the footsteps of the CoCo 3. We hope you have a lot to be thankful for! Thanks for loving the CoCo, and for choosing products from Burke & Burke.

OS9 Software (* >= 256K; ** >= 512K required):

WORLD CLASS CHESS* -- Use Cyrus Chess w/ Level 2 \$29.95
 FILE SYSTEM REPACK 1.1 -- Faster disk defragmenter \$29.95
 FILE RECOVERY SYSTEM -- Helps rebuild crashed disks \$24.95
 R. S. B.* -- Disk BASIC for Level 2 (BASIC ROM required). \$39.95
 EZGEN 1.09 -- Handy & powerful OS9 bootfile editor \$19.95
 CYBERVOICE (S/W only)* -- Use SuperVoice w/ Level 2 \$24.95
 PERTASCII* -- Multi-user scrambled letter word game. \$19.95
 WILD & MV -- Wildcard & move directory entry utilities. \$19.95
 ZCLOCK - Continuous time / date display on Level 2 screen \$9.95

Affordable Color Computer Hardware:

COCO XT -- Use PC hard drive w/ CoCo I OS9 S/W incl. \$69.95
 COCO XT-RTC -- CoCo XT, plus H/W real-time clock. \$99.95
 XT-ROM -- Boots OS9 from B&B hard disk automatically. \$19.95

COMING FOR CHRISTMAS: OSK VERSIONS OF YOUR FAVORITE BURKE & BURKE OS9 SOFTWARE

WA RESIDENTS ADD 8.2% SALES TAX.

MasterCard & VISA accepted. U.S. COD's add \$3.75. Min. U.S. shipping \$4.00. Min. to Canada \$5.00. Please allow 2 weeks for delivery. Overnight or 2nd-day available for in-stock items.

Software upgrades \$5.00 each w/receipt, including U.S. shipping.

Call or write for our free catalog!

Deception Path A totally fun way to spend time with your family. Navigate the ever-shifting maze. 128K CoCo3 \$19.95

SOLITAIRE CARD GAMES
 All three play on 128K CoCo3, with joystick and disk.

NEW! DuoDeck: Double Deck Solitaires. Play Sly Fox or Windmill - both games of skill. \$19.95

La Belle Lucie: A true game of skill. \$14.95

Classic Solitaire: Klondike, Canfield and Pyramid on one disk for just \$14.95

SAVE \$10.00. BUY ALL THREE FOR \$40.00

NEW! GEMS: Play Columns on your Coco! Fit colors together tic-tac-toe fashion as they slide down your screen. Stereo sound effects. 128K \$24.95

SOVIET BLOC: Super Tetris-style game. \$19.95

SPECIAL!!! BOTH FOR \$39.00

ARCADE	OS9/LII (512K)
Crystal City \$34.95	Tazman \$24.95
Zenix \$29.95	Kyum-Gai (To Be Ninja) \$29.95

FAMILY GAMES

Armchair Admiral (CoCo3 Disk) \$14.95
 Games Pack (CoCo3/CoCo2 Disk) \$10.00
 See Deception Path above for more family fun!

Software submissions invited

Checks, Money Orders, MasterCard & Visa \$2.50 S&H
 COD \$2.00 extra. WA addresses add 8.2% sales tax.

Eversoft Games, Ltd
 P.O. Box 3354
 Arlington, WA 98223

(206) 653-5263
 30 day money
 back guarantee

Logic Puzzler

by Kevin Speight

I have always found logic puzzles interesting and fun. But instead of buying more puzzle books, I decided to write a computer program to generate them. *Logic Puzzler* is the result, and it runs on any Color Computer with at least 16K.

Logic Puzzler creates puzzles that involve between three and six people, each having between one and four different characteristics. The goal of the puzzles is to determine which characteristics belong to which people. When you run the program a title screen appears, and you are asked how many people you want in the puzzle and how many characteristics each will have. Then *Logic Puzzler* goes to work and begins providing you with clues.

The clues given by the program are straightforward, with one exception: The "if" clues should be taken to mean "if and only if." That is, if one clue states "If Peter lives in Sydney then Igor owns a hamster," and other clues tell you that Peter doesn't live in Sydney, then you know that Igor doesn't own a hamster.

You can have up to 100 clues (more than you should need), and at any time during play you can see a list of the clues that have

already been given. You can view these clues onscreen or print them. This is handy since some clues will be meaningless until you get more information.

When you are ready to solve the puzzle, press G. The computer then quizzes you to determine if you know the characters' characteristics.

Logic Puzzler creates random games, so you play a new game every time. Although many people enjoy logic puzzles, solving them is an especially good exercise in reasoning for younger people. Feel free to change the names and characteristics given in the DATA statements (lines 40 through 80) to better suit your child (or class). If you need to change the syntax of the sentence clues, edit the text in lines 530 through 600.


I hope you have fun with *Logic Puzzler*. □

16K



The Listing: LOGIC

```
1 'LOGIC PUZZLE
2 'WRITTEN BY KEVIN SPEIGHT
3 'COPYRIGHT (C) JANUARY 1992
4 'BY FALSOFT, INC.
5 'RAINBOW MAGAZINE
10 CLEAR5000:DIMEW$(100):CLS:PRINT@73,"logic puzzler":PRINT@200,"BY KEVIN SPEIGHT":PRINT@425,"PRESS ANY KEY":GOSUB520:CLS:PRINT:X=RND(-TIMER)
20 INPUT"HOW MANY PEOPLE WOULD YOU LIKE TO HAVE IN THIS PUZZLE (3-6)":N:IF N>6 OR N<3 THEN 20
30 PRINT:INPUT"HOW MANY CHARACTERISTICS SHALL EACH PERSON HAVE (1-4)":C:IF C>4 OR C<1 THEN 30
40 DATAJOHN,NANCY,CLAUDE,IGOR,SUZETTE,RAJIV,ROGER,JULIA,PETER,HELMUT,MARGARET,DON,ALEXA
```



Kevin Speight is a university student who enjoys using his CoCo for programming and word processing. He can be contacted at Box 266, Howe Hall, Dalhousie University, Halifax, Nova Scotia, B3A 4J5. Please include an SASE when requesting a reply.


```

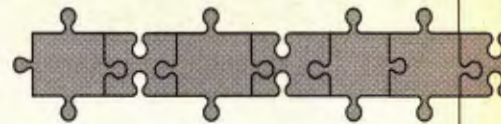
50 DATACHICAGO,TORONTO,BANGOR,PH
OENIX,LAS VEGAS,PARIS,LONDON,MEM
PHIS,BONN,MOSCOW,DELHI,SYDNEY,RO
ME
60 DATAA CAT,A DOG,AN ELEPHANT,A
CAMEL,A GOLDFISH,A PIGEON,AN OT
TER,A GERBIL,A HORSE,A HAMSTER,A
BUDGIE,A SNAKE,A CHICKEN
70 DATABLUE,GREEN,RED,YELLOW,WHI
TE,ORANGE,BROWN,BLACK,PURPLE,GOL
D,SILVER,MAROON,GREY
80 DATAPIZZA,CHICKEN,HAMBURGERS,
STEAK,ESCARGOTS,PEA SOUP,POACHED
EGGS,CAVIAR,FISH & CHIPS,EGG RO
LLS,GRITS,CRUMPETS,SALAD
90 PRINT:PRINT"RANDOMIZING...":D
-0:FORYY=1 TO N:FORZZ=1 TO C+1:R
ESTORE
100 IF DL>0 THEN FOR X=1TO DL:FO
R Y=1TO13:READX$:NEXTY:NEXTX
110 Y=RND(13):FORX=1TOY:READ Y$(
YY,ZZ):NEXTX:FORX=1TO YY:IF Y$(
Y,ZZ)-Y$(X,ZZ) AND X<>YY THEN RE
STORE:GOTO100 ELSE NEXT X
120 DL=DL+1:NEXTZZ:DL=0:NEXTYY
130 PRINT:PRINT"THE PEOPLE IN TH
IS PUZZLE ARE":FORX=1TON:PRINTY
$(X,1):NEXTX:PRINT:PRINT"FOR TH
E FIRST CLUE, PRESS A KEY":GOSUB
520:CLS:CL=0
140 CL=CL+1:PRINT"CLUE #":"
150 X=RND(N):Y=RND(C)+1:X1=RND(N
):Y1=RND(C)+1:IFX=X1 OR(Y=Y1 AND
C>1)THEN 150 ELSE Q=RND(8):ON Q
GOTO 160,170,180,190,200,220,25
0,270
160 M$=M$+Y$(X,1):ON Y GOSUB,530
,550,570,590:M$=M$+Y$(X,Y):GOSUB
440:GOTO290
170 M$=M$+Y$(X,1):ON Y GOSUB,540
,560,580,600:M$=M$+Y$(X1,Y):GOSU
B440:GOTO290
180 IFC=1THEN150 ELSEM$=M$+"THE
PERSON WHO":ON Y GOSUB,530,550,5
90,590:M$=M$+Y$(X,Y):ON Y1 GOSUB
,530,550,590,590:M$=M$+Y$(X,Y1):
GOSUB440:GOTO290
190 IFC=1THEN150 ELSEM$=M$+"THE
PERSON WHO":ON Y GOSUB,530,550,5
90,590:M$=M$+Y$(X,Y)+" ISN'T THE
ONE WHO":ON Y1 GOSUB,530,550,59
0,590:Y=Y1:X=X1:GOSUB240:M$=M$+X
$:GOSUB440:GOTO290
200 M$=M$+"EITHER "+Y$(X,1)+" OR
"+Y$(X1,1):IF RND(2)=1THEN210 E
LSE ON Y GOSUB,530,550,570,590:M

```

```

$=M$+Y$(X,Y):GOSUB440:GOTO290
210 ON Y1 GOSUB,530,550,570,590:
M$=M$+Y$(X1,Y1):GOSUB440:GOTO290
220 M$=M$+Y$(X,1)+" EITHER":ON Y
GOSUB,530,550,590,590:IFRND(2)=
1THEN230 ELSE M$=M$+Y$(X,Y)+" OR
":GOSUB240:M$=M$+X$:GOSUB440:GO
TO290
230 GOSUB240:M$=M$+X$+" OR "+Y$(
X,Y):GOSUB440:GOTO290
240 F=RND(N):IFF=X THEN240ELSEX$
=Y$(F,Y):RETURN
250 M$=M$+"IF "+Y$(X,1):ON Y GOS
UB,530,550,570,590:K=RND(2):IF K
=1THEN260 ELSEM$=M$+Y$(X,Y)+" TH
EN "+Y$(X1,1):ON Y1 GOSUB,530,55
0,570,590:M$=M$+Y$(X1,Y1):GOSUB4
40:GOTO290
260 GOSUB240:M$=M$+X$+" THEN "+Y
$(X1,1):ON Y1 GOSUB,530,550,570,
590:X=X1:Y=Y1:GOSUB240:M$=M$+X$:
GOSUB440:GOTO290
270 M$=M$+"IF "+Y$(X,1):ON Y GOS
UB,530,550,570,590:K=RND(2):IF K
=1THEN280ELSE M$=M$+Y$(X,Y)+" TH
EN "+Y$(X1,1):ON Y1 GOSUB,540,56
0,580,600:X=X1:Y=Y1:GOSUB240:M$=
M$+X$:GOSUB440:GOTO290
280 GOSUB240:M$=M$+X$+" THEN "+Y
$(X1,1):ON Y1 GOSUB,540,560,580,
600:M$=M$+Y$(X1,Y1):GOSUB440:GOT
O290
290 PRINT@320,"OPTIONS":PRINT:P
RINT"(N)EXT CLUE","(Q)UIT","(G)U
ESS","(L)IST OF CLUES"
300 GOSUB520:IFX$="Q"THENCLS:END
ELSEIFX$="N" AND CL<100 THENCLS
:GOTO140 ELSEIFX$="G"THEN310 ELS
EIFX$="L"THEN380ELSE300
310 CLS:PRINT"HERE'S YOUR CHANCE
TO SOLVE THE PUZZLE. WORKING..
.":PRINT:FORX=1TO C
320 FOR XD=1TO N:U(XD)=RND(N):FO
RXX=1TOXD-1:IFU(XX)=U(XD) ANDXD<
>1 THEN320 ELSE NEXTX:NEXTXD
330 FORP=1TO N:PRINT@128,"WHICH
PERSON":M$="":ON X+1 GOSUB,530,
550,570,590:PRINTM$:PRINTY$(U(P
),X+1):"?":PRINT
340 FORT=1TO N:PRINT"("T") ";Y$(
T,1):NEXTT
350 GOSUB520:XT=VAL(X$):IFXT<1OR
XT>N THEN350 ELSEIFXT=U(P)THENPR
INT:PRINT:PRINT"RIGHT!":FORXC=1T
0500:NEXTXC:CLS:NEXTP:NEXTX ELSE
PRINT:PRINT:PRINT"WRONG.":FORXC

```



```

-1T01000:NEXTXC:GOTO420
360 CLS:PRINT"YOU SOLVED THE PUZ
ZLE!!!"
370 PRINT:PRINT"PLAY AGAIN (Y/N)
?":GOSUB520:IFX$="Y"THEN RUN ELS
EPRINT:END
380 CLS:PRINT"PRINT CLUES TO (S)
CREEN OR (P)RINTER":GOSUB52
0:IFX$="S"THEN390 ELSEIFX$="P"TH
EN 410 ELSE 380
390 CLS:TL=1
400 FORX=1TO4:M$=EW$(TL):GOSUB45
0:TL=TL+1:NEXTX:GOSUB520:CLS:IF
TL<CL THEN400 ELSE CLS:GOTO290
410 FORX=1TO CL:PRINT#-2,EW$(X):
NEXTX:CLS:GOTO290
420 CLS:PRINT"HERE IS THE SOLUTI
ON TO THE PUZZLE":PRINT
430 M$="":FORX=1TON:PRINT@64,"";
:FORY=1TO(C+1):M$=M$+Y$(X,Y)+" -
":NEXTY:GOSUB450:PRINT:PRINT"PR
ESS A KEY":GOSUB520:NEXTX:CLS:GO
TO370
440 IFCL<101THEN EW$(CL)=M$
450 PRINT:M$=M$+" ":CX$=CHR$(3
2):LL=32:JK=INT(LEN(M$)/32):CR$=
RIGHT$(M$,JK):IFLEN(M$)<LL THEN5
10
460 IF MID$(M$,LL,1)=CX$ THEN510
470 FOR CX=LL TO 1STEP-1:IFMID$(
M$,CX,1)=CX$ THEN CC=CX:GOTO490
480 NEXT CX:GOTO510
490 PRINT LEFT$(M$,CC-1):M$=MID$
(M$,CC+1,LEN(M$)-CC-1)
500 IF LEN(M$)>32 THEN470
510 PRINT M$:M$="":RETURN
520 X$=INKEY$:IFX$=" "THEN520ELSE
RETURN
530 M$=M$+" LIVES IN ":RETURN
540 M$=M$+" DOESN'T LIVE IN ":RE
TURN
550 M$=M$+" OWNS ":RETURN
560 M$=M$+" DOESN'T OWN ":RETURN
570 M$=M$+"S FAVORITE COLOR IS
":RETURN
580 M$=M$+"S FAVORITE COLOR ISN
'T ":RETURN
590 M$=M$+" LIKES ":RETURN
600 M$=M$+" DOESN'T LIKE ":RETUR
N

```

The Print Shop For Free

...Well practically. Send us \$10 to cover the costs of shipping, order processing, manual printing, and disk duplication, and we'll send you our best selling CoCo Graphics Designer Plus. The CGDP is the closest thing on the CoCo to Broderbund's Print Shop for IBM and Apple Computers. This tried and true formula for graphics productivity comes with Fonts, Graphics and Border collections! The CGDP prints banners, signs, and greeting cards, includes a clear 64 page users manual, and requires a 64K CoCo II or III, mouse or joystick, disk drive, and supports

most popular printers. The CGDP is one of the most popular and useful CoCo programs ever written.

This offer is limited to one copy per family to first time Zebra customers only. It's our rather extreme way of introducing the Zebra product line to those CoCo users who've read all the great reviews of our products over the years and still haven't tried them. \$10 includes everything (except NY residents must add sales tax). Offer good for mail orders only and expires Feb. 28, 1992.

The Print Shop is a trademark of Broderbund Software Inc.

\$10 CGDP-SPECIAL ORDER FORM

Name _____

Address _____

City _____

State _____ ZIP _____

Enclose check or money order (no COD's or credit cards for this offer) to:

Zebra Systems, Inc.

131 Joralemon Street #52

Brooklyn, NY 11201

(718) 625-6220

OS-9 Level 2 Operating System with 3-Ring Binder, Manual, & Disks
\$39.95 U.S. / \$49.95 Canada Postage Included (Quantity limited)



Modem Pak Addressing

by Marty Goodman
Contributing Editor

Q Can you refresh my memory on the port address of an (unmodified) Direct-Connect Modem Pak?

Rick Adams (RICKADAMS)
Rhonert Part, California

A The Direct-Connect Modem Pak's 6551 UART is addressed at \$FF6C through \$FF6F. This is in contrast to the Radio Shack RS-232 Pak, in which 6551 UART is addressed at \$FF68 through \$FF6B.

Substituting EPROMs

Q Can I put a 28-pin EPROM in a Radio Shack disk controller that has a 24-pin ROM socket in it?

Ted Jaeger (TEDJAEGER)
Fulton, Missouri

A No, not without some modifications or adapters. Almost all 28-pin EPROMs for the CoCo are of the 2764 or 27128 variety. These require rewiring of a couple of address and power lines in order to connect properly to the 24-pin ROM socket in Radio Shack disk controllers issued prior to the FD-502 controller. Art Flexser of Spectro-Systems sells an adapter that does the job of adapting a 28-pin 2764 or 27128 for a disk controller that has a 24-

pin ROM in it. I have used these and recommend them. I have also made the adaptation myself by desoldering the old socket, cutting some traces and adding jumpers. The home-brew adaptation I made looked a little nicer than Art's adapter, but was a great deal of trouble and rather time consuming.

Motorola used to make a 68766 EPROM that is pin-for-pin compatible with the 24-pin ROM socket in older Radio Shack disk controllers. These have not been made for years, but some suppliers still carry them. The 68766 is several times more expensive than the cheap and widely available 2764 and 27128 EPROMs. Texas Instruments also used to make a 28-pin 2564 EPROM. This variant 28-pin EPROM could be made to fit into a 24-pin 8K ROM socket (with the outer four pins overhanging the socket) with only a jumper or two on top of the chip. The 2564, however, has also been discontinued and is even harder to find than the 68766. If you have any 2564 chips lying around (and the means to program them), all you do after programing them is short pins 1, 24 and 28 together, and short pins 2, 14 and 27 together. This pulls Vpp and Vcc high, and pulls *CS1 and *CS2 low. Then put the chip into the 24-pin ROM socket with pins 1, 2, 27, and 28 overhanging the socket. Note, too, that on some Radio Shack controllers there are two socketed 24-pin chips. Only one of these is the ROM chip. The other chip, a Western Digital WD1773, is the disk controller chip. Do not attempt to replace that chip with an EPROM!

Using Digital RGB Monitors

Q I have a vintage 1982 NEC RGB color monitor. It has an odd-shaped connector on it (not a DB-9) and a positive/negative sync switch. How do I make a

cable to connect it to a Color Computer? Where do I find the required connectors?

Edward L. Krause (BIRTHDAYBOY)
Santa Cruz, California

A Given your description and the vintage of the monitor, I speculate your monitor has a rectangular eight-pin connector on it. This was once a standard for CGA-type RGB monitors, although it also was used for pre-CGA digital RGB monitors that could display only eight colors (they lacked an intensity line). Looking at the business end of the male connector, the pin-out is as follows:

Gnd	I
Gnd	red
H	green
V	blue

where I is intensity, H is horizontal sync and V is vertical sync.

As you may know, you can hook a CGA monitor to a CoCo 3 by hooking all like-named pins together and ignoring the intensity line. This will get you six colors plus black and white in most cases, but not the full 64 colors that the CoCo 3 is capable of displaying. For 64 colors you have to get inside the monitor and make modifications to remove the digital input circuitry and provide an analog input. Use the positive sync selection for the sync inputs. The 10-pin IDC female connector needed to make a cable that plugs into the CoCo 3 is available from Jameco in Belmont, California, but that company has a \$50 minimum per order. It also is available from JDR in San Jose, California. JDR has not yet to my knowledge instituted a minimum order, although they charge handsomely for ship-

Martin H. Goodman, M.D., a physician trained in anesthesiology, is a longtime electronics tinkerer and outspoken commentator — sort of the Howard Cosell of the CoCo world. On Delphi, Marty is the SIGop of RAINBOW's CoCo SIG and database manager of OS9 Online. His non-computer passions include running, mountaineering and outdoor photography. Marty lives in San Pablo, California.

ping and handling on small orders. Delphi members should note that I have lots of spare 10-pin IDC female RGB connectors, and I will happily arrange to get you one cheaply if you contact me via Delphi mail.

Finding the Right Pin

How can I find Pin 37 on my disk controller's 40-pin edge connector so I can properly connect my SpectroSystems 28-to-24-pin EPROM adapter? How can I get at the data in Rad Warrior and Robocop to use with the programs from Delphi that allow me to put those ROM packs on disk?

George Quellhorst
Painesville, Ohio

Hold the disk controller so that you are looking down on the component side of the controller circuit board, with the 40-pin edge connector pointing away from you and the 34-pin (disk-cable) edge connector toward your chest. The traces on the component side of the 40-pin edge connector are all odd numbered. Pin 1 is at the extreme right, and Pin 39 at the extreme left.

Both *Rad Warrior* and *Robocop* have memory-manager circuits. I actually consulted with Epyx on the design of the memory manager for *Rad Warrior*. With *Rad Warrior*, setting Bit 0 at \$FF40 selects between one of two 16K banks in the 32K byte ROM that it uses. That is, POKE &HFF40, 1 selects the lower bank and POKE &HFF40, 2 selects the upper bank. *Robocop* also uses a bank selector, but it has (if I remember correctly) four 32K banks that can be selected. The lower two data bits in *Robocop* control bank selection, selecting between those four banks. Thus poking 0, 1, 2 or 4 into \$FF40 selects different banks of this ROM pak. *Robocop* is interesting, by the way, in that it uses a 1-megabit (128K-byte) ROM, which is four times larger than any other ROM pak commercially produced for the Color Computer. For more information about higher-capacity ROM paks, see "Breaking the 32K Barrier" (June 1990, Page 58) by Greg Zumwalt.

ROM Paks and Multi-Paks

What are the limitations on the size of a ROM pak that you can use with the Color Computer? How many different types of Multi-Paks were made by Radio Shack for the Color Computer? Were any made specifically for the CoCo 3? How can I tell if a Multi-Pak has been upgraded for a CoCo 3? Can I use an RS-232 pak in some slot other than Slot 1 of the Multi-Pak?

Charles Pelosie (CPELOSIE)
Piscataway, New Jersey

The Rainbow Bookshelf

The Rainbow Book of Simulations, 20 award-winning entries from THE RAINBOW's first Simulations contest.

The Second Rainbow Book of Simulations, the 16 Winners from our second Simulations contest.

The Complete Rainbow Guide to OS-9, authors Dale Puckett and Peter Dibble demonstrate OS-9's multitasking and multiuser features.

The Complete Rainbow Guide to OS-9 Level II Vol. I: A Beginners Guide to Windows. Puckett and Dibble uncover the mysteries of the new windowing environment.

The First Rainbow Book of Adventures, contains 14 winning programs from our first Adventure contest.

The Second Rainbow Book of Adventures, featuring 24 of the most challenging Adventure games ever compiled.

The Third Rainbow Book of Adventures, the Excitement continues with 19 new Adventures.

The Fourth Book of Adventures, fourteen fascinating new Adventures from the winners of our fourth Adventure competition.

A Full Turn of the Screw

The Rainbow Introductory Guide to Statistics, Dr. Michael Plog and Dr. Norman Stenzel give a solid introduction to the realm of statistical processes.

Name _____
Address _____
City _____
State _____ Zip _____
 Payment Enclosed, or Charge to:
 VISA MasterCard American Express
Account Number _____
Card Exp. Date _____ Signature _____

<input type="checkbox"/> The Rainbow Book of Simulations (first)	\$ 9.95 \$ 3.50	_____
<input type="checkbox"/> Rainbow Simulations Tape (first)	\$ 9.95 \$ 3.50	_____
<input type="checkbox"/> First Simulations Package	\$19.90 \$ 6.00	_____
<input type="checkbox"/> The Second Rainbow Book of Simulations	\$ 9.95 \$ 4.95	_____
<input type="checkbox"/> Second Rainbow Simulations Tape	\$ 9.95 \$ 4.95	_____
<input type="checkbox"/> Second Rainbow Simulations Disk	\$10.95 \$ 4.95	_____
<input type="checkbox"/> Second Simulations Package with Tape	\$19.90 \$ 8.95	_____
<input type="checkbox"/> Second Simulations Package with Disk	\$20.90 \$ 8.95	_____
<input type="checkbox"/> The Complete Rainbow Guide to OS-9	\$19.95 \$12.95	_____
<input type="checkbox"/> Rainbow Guide to OS-9 Disk Set (2 disks)	\$31.00 \$19.95	_____
<input type="checkbox"/> Rainbow Guide to OS-9 Package	\$47.95 \$29.95	_____
<input type="checkbox"/> The Windows & Applications Disk for The Complete Rainbow Guide to OS-9 Level II, Vol. I	\$19.95	_____
<input type="checkbox"/> The Rainbow Book of Adventures (first)	\$ 7.95 \$ 2.00	_____
<input type="checkbox"/> Rainbow Adventures Tape (first)	\$ 7.95 \$ 2.00	_____
<input type="checkbox"/> First Adventure Package	\$15.90 \$ 3.50	_____
<input type="checkbox"/> The Second Rainbow Book of Adventures	\$13.95 \$ 6.95	_____
<input type="checkbox"/> Second Rainbow Adventures Tape	\$13.95 \$ 6.95	_____
<input type="checkbox"/> Second Adventure Package	\$27.90 \$11.95	_____
<input type="checkbox"/> The Third Rainbow Book of Adventures	\$11.95 \$ 6.95	_____
<input type="checkbox"/> Third Adventures Tape	\$ 9.95 \$ 6.95	_____
<input type="checkbox"/> Third Adventures Disk Set (2 disks)	\$14.95 \$ 7.95	_____
<input type="checkbox"/> Third Adventure Package with Tape	\$21.90 \$11.95	_____
<input type="checkbox"/> Third Adventure Package with Disk	\$26.90 \$12.95	_____
<input type="checkbox"/> The Fourth Rainbow Book of Adventures	\$10.95 \$ 7.95	_____
<input type="checkbox"/> Fourth Adventures Tape	\$ 9.95 \$ 6.95	_____
<input type="checkbox"/> Fourth Adventures Disk	\$14.95 \$11.95	_____
<input type="checkbox"/> Fourth Adventure Package with Tape	\$20.90 \$13.90	_____
<input type="checkbox"/> Fourth Adventure Package with Disk	\$25.90 \$18.90	_____
<input type="checkbox"/> A Full Turn of the Screw	\$19.95	_____
<input type="checkbox"/> Introductory Guide to Statistics	\$ 6.95 \$ 2.95	_____
<input type="checkbox"/> Guide to Statistics Tape or Disk (indicate choice)	\$ 5.95 \$ 2.95	_____
<input type="checkbox"/> Guide to Statistics Package	\$12.90 \$ 4.95	_____
(Indicate choice of tape or disk)		
Add \$2 per book Shipping and Handling in U.S.		
Outside U.S., add \$4 per book		
Kentucky residents add 6% sales tax		
Canadian residents add 7% GST		
(Allow 6 to 8 weeks for delivery)		Total _____

Mail to: Rainbow Bookshelf, The Falsoft Building, P.O. Box 385, Prospect, KY 40059. To order by phone (credit card orders only) call (800) 847-0309, 9 a.m. to 5 p.m. EST. For other inquiries call (502) 228-4492. Please note: The tapes and disks offered by The Rainbow Bookshelf are not stand-alone products. That is, they are intended to be an adjunct and complement to the books. Even if you buy the tape or disk, you will still need the appropriate book for loading and operating instructions. OS-9 is a registered trademark of the Microware Systems Corporation.

A The CoCo 1 and 2 can directly address nearly 16K bytes of ROM data (actually 16K less 256 bytes). The CoCo 3 is designed so it can directly address up to a full 32K bytes of ROM data (though to get the final 512 bytes you have to do some rather sneaky manipulation of the memory management unit in the GIME chip). However, if you add simple bank-select circuitry to the ROM pak (as was done with *Robocop*), you can arrange for any CoCo to address virtually any amount of ROM data. For example, a bank-select circuit consisting of two 30-cent TTL logic chips can be used to allow a CoCo 3 to address a full 512K bytes of ROM. With slightly more complex bank-select circuits, many megabytes of ROM data can be addressed.

Only two types of Multi-Pak Interfaces were made by Tandy for the Color Computer: Cat. No. 26-3024 and Cat. No. 26-3124. No Multi-Paks were made specifically for the CoCo 3. Both the 26-3024 and the 26-3124 Multi-Paks require upgrades to work properly with a CoCo 3. What is confusing is that the 26-3024 was issued first in a gray plastic case, then later in a white plastic case. The circuit boards inside these cases, however, are identical. The gray-case version tended to be supplied with an older revision of the PAL chip that literally prevented them from working with a CoCo 3 when the disk controller was in Slot 4. The PAL in the white-case version usually allows them to appear to work with a CoCo 3, although these white-case models still require an upgrade for proper, reliable operation.

If you have the newer, smaller 26-3124 Multi-Pak, just look inside it to see if a satellite circuit board has been added. If so, it has been upgraded. Otherwise you need to upgrade the unit before using it with a CoCo 3. We have posted the instructions on Delphi for making and installing an upgrade board).

It is somewhat more difficult to tell if the 26-3024 Multi-Pak has been upgraded. There is one socketed 20-pin chip, the PAL chip, on the motherboard. Tandy originally supplied these Multi-Paks with a 14L4 PAL chip. When Tandy issued the upgrade PALs to allow operation with the CoCo 3, they used Synertec PLHS18P8 PAL chips with brown paper dots stuck to them. (Any PALs I have supplied to CoCo PRO! have a sticker indicating they are for use with the CoCo 3.) A PAL chip is like an EPROM in that chips with the same part number can be burned with different internal data. I have uploaded to Delphi the logic equations and fuse maps for burning 14L4 and 16V8 PALs to upgrade the 26-3024 Multi-Pak for the CoCo 3. These can be found in the

Hardware Hacking section of the CoCo SIG database.

Most Disk BASIC programs do not care which Multi-Pak slot the RS-232 Pak is in. *Ultimaterm* and *Coterm* are exceptions because they make use of the *CART interrupt, which is slot dependent. All OS-9 software cares very much which slot the RS-232 Pak is in because OS-9 drivers always require use of the *CART interrupt. Note that most programs that use the *CART interrupt have a means of telling the program to look for the RS-232 Pak in a different slot. Alternatively, you can strap the interrupt pins on your Multi-Pak (short together all the Pin 8's of the 40-pin connectors), as most OS-9 users do. If you do this, it will not matter at all in which slot you put the RS-232 Pak, even with OS-9. Strapping the interrupt lines on the Multi-Pak can also eliminate certain sources of intermittent crashes and lost characters when using serial communications with OS-9.

Soundless CoCo

Q *The sound on my CoCo 3 has failed. The problem is in the CoCo 3, not my CM-8—when I hook a different CoCo 3 to the CM-8, I get sound. I have a Tandy service manual for the CoCo 3, but lack the equipment needed to diagnose the problem. Can you advise me about what chip is most likely to be the cause?*

*Ralph W. Brown
Buffalo Grove, Illinois*

A If you have the service manual for the CoCo 3, you have the schematic diagram for the CoCo 3. The sound circuit for the CoCo 3 is quite linear, and so rather trivial to check out. Although an oscilloscope is handy, a simple VOM and a Radio Shack speaker/amplifier (Radio Shack Cat. No. 277-1008) is really all you need. Use the speaker/amplifier as an audio signal tracer, with ground hooked to the ground on the CoCo, and the signal-in pin as the signal tracer probe. Or you can actually use the CM-8's speaker the same way if you stick some wires into its 10-pin connector. Just remember that pins 1 and 2 of the CM-8's connector are ground and Pin 7 is the audio input. Now write a one-line BASIC program that produces a steady tone, such as 10 SOUND 100,10:GOTO 100 and run it.

Connect the audio input to the audio output jack on the CoCo. If you get sound, there is a problem with the trace that connects Pin 7 of the RGB connector to the audio output RCA jack. Restore that trace with a jumper wire. If you don't get sound, check the emitter of Transistor Q7. The fault could still lie in IC4 (the 68B21 PIA), but an isolated sound problem caused by

the PIA chip is rather unusual. Check Pin 11 of IC4 for the presence of sound.

Note that if you do not know how to use a VOM and an audio signal tracer, you would do best to turn this repair over to someone who does. Scatter-shot replacement of components and chips is not usually a wise or productive approach to electronic repair. Indeed, in some cases no components are bad, and instead the problem is a broken trace or a cold solder joint. In that case, replacement of components results in replacing one good component with another. This is a waste of time and money, and risks further damage to the computer.

RS-232 Pak Upgrades

Q *Do I need to change the crystal in a Radio Shack RS-232 Pak or modify it in any other way to allow it to operate properly with a CoCo 3?*

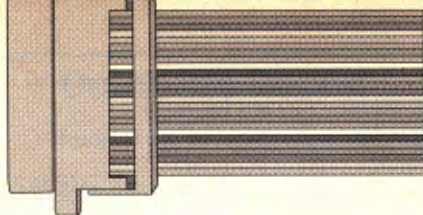
*Allen Bourdon (BOURDON)
Dallas, Texas*

A No. Most Radio Shack RS-232 Paks work fine off the shelf with no modifications when used with a 2-MHz CoCo 3. On very rare occasions the RS-232 Pak's 6551 chip, which is rated for operation at no faster than 1MHz, will have trouble working with a 2-MHz CoCo 3. The symptom is occasional lockups or lost characters when using telecommunication programs, especially with OS-9. If you suspect such a problem, remove the 6551 and replace it with a 6551A, which is rated by the manufacturer to operate up through 2-MHz bus-cycle speeds. Note that the bus-cycle speed at which the 6551 operates has absolutely nothing to do with the baud, which is controlled by a separate 1.8432-MHz crystal in the RS-232 Pak.

Your technical questions are welcomed. Please address them to CoCo Consultations, THE RAINBOW, P. O. Box 385, Prospect, KY 40059.

We reserve the right to publish only questions of general interest and to edit for brevity and clarity. Due to the large volume of mail we receive, we are unable to answer letters individually.

Questions can also be sent to Marty through the Delphi CoCo SIG. From the CoCo SIG> prompt, pick Rainbow Magazine Services. Then at the RAINBOW> prompt, type ASK (for Ask the Experts) to arrive at the EXPERTS> prompt, where you can select the "CoCo Consultations" online form, which has complete instructions.



Editing Submissions II

by Eddie Kuns
OS-9 SIG Database Manager

Last month we covered several of the easier (and more commonly used) editing commands. Let's jump right back into editing the submission. Before executing any of these commands, of course, you must be at the EDIT> prompt. I'll start with one of the more esoteric commands — one rarely used, but very useful:

EDIT> **rearrange**

Which item (? for list): ?

- 1 AR BINARY (Size: 13312 Count: 437)
- 2 AR DOCUMENTATION (Size: 5732 Count: 360)
- 3 AR SOURCE (Size: 14592 Count: 189)

Which item (? for list): **3**

After which item (? for list, 0 for beginning): **0**

Here I moved the third item (AR SOURCE) to the top so that it appears first in the file-description listing.

EDIT> **rearrange**

Which item (? for list): ?

- 1 AR SOURCE (Size: 14592 Count: 189)
- 2 AR BINARY (Size: 13312 Count: 437)
- 3 AR DOCUMENTATION (Size: 5732

Eddie Kuns is pursuing a doctorate in physics at Rutgers University. He lives in Aurora, Illinois, and works as a programmer and researcher at Fermilab. Eddie is the OS9 Online database manager; his username is EDDIEKUNS.

Count: 360)

Which item (? for list): **1**

After which item (? for list, 0 for beginning): **3**

I then changed my mind and moved it back to its original location. Notice that the files are renumbered starting at 1 each time you rearrange items. The REARRANGE command is often useful when you batch upload several files that arrive in ASCII order, not numerical order. For example, if you batch upload FILE1.TXT through FILE15.TXT, the files may arrive in the order FILE1.TXT, FILE11.TXT, FILE15.TXT, FILE2.TXT, FILE9.TXT, etc. Several rearrange commands can fix the order of the files so they appear in a more logical order. Now I've decided to add another file to the group.

EDIT> **copy**

Item edit cleanup. Please wait.

You have uploaded the following so far:

- 1 AR BINARY (Size: 13312)
- 2 AR DOCUMENTATION (Size: 5732)
- 3 AR SOURCE (Size: 14592)

Database Submit Menu:

- Choose Upload Protocol
- Upload File 4
- Batch Upload Files
- Review-edit Group
- Copy File 4 from Workspace
- Help
- Exit

SUBMIT>

The COPY command in the Edit menu brings you to the Database Submit menu.

The UPLOAD command does the same thing. You can now upload or copy a new file from this menu.

SUBMIT> **copy**

Workspace filename for file 4: **new_file.txt**

Delete the file during the submit? (Y/N) **no**

Download Filename: **new_file.txt**
Title: **new file for demonstration**
Copying "NEW_FILE.TXT".

When you have no more files to submit, press CTRL-Z. Enter a question mark (?) if you need assistance.

Workspace filename for file 5: **^Z**

I just copied an additional file into the group from my workspace. Follow a similar sequence of events to upload a new file rather than copy it from your workspace. This was the only additional file I wanted to upload, so I pressed CTRL-Z. But I do want to review (and/or edit) the group to make sure everything is OK.

SUBMIT> **review**

Name: AR V1.3: FILE ARCHIVING UTILITY
Type: PROGRAM
Date: 9-OCT-1990 22:07 by DODGECOLT

A new version of the popular AR archiving utility. Completely compatible with previous versions. This version now stores file attributes.

Topic: Applications (6809)

Keywords: ARCHIVERS, DODGECOLT, AR

Contents:

```
1 AR BINARY (Size: 13312 Count:
437)
2 AR DOCUMENTATION (Size: 5732
Count: 360)
3 AR SOURCE (Size: 14592 Count:
189)
4 NEW FILE FOR DEMONSTRATION
(Size: 114 Count: 0)
```

Remember that REVIEW displays the group in its current state, and takes you back to the Edit menu.

EDIT> delete 4

```
4 NEW FILE FOR DEMONSTRATION
(Size: 114 Count: 0)
Delete this item?(y/n) yes
```

Here I changed my mind again and decided to delete the new file. If you had trouble uploading a file, use this command to remove the offending item; Delphi doesn't allow you to upload the same file twice, but you can delete the bad file and upload the new one. If you accidentally delete the wrong file, you must upload it again. Before you delete a file, it is a good idea to use REVIEW or SHOW * to make sure



Delphi doesn't allow you to upload the same file twice, but you can delete the bad file and upload the new one.

you delete the correct item. If you don't supply an item number on the command line, Delphi prompts you for the item number. You can type ? at this prompt to see your choices.

EDIT> erase

Erase all download names? no

```
-----
February 3, Steven Bjork on Games Programming (10 pm Eastern).
February 10, Eddie Kuns and Tim Kientzle on Using Delphi (10 pm Eastern)
February 19, Jeff Parker on The CoCo Publisher (10 pm Eastern)
-----
Fridays, Rick Adams and Trix on The Art and Science of UUCP (10 pm Eastern)
Saturdays, Paul Jerkatis and Jim Sutemeier on the StG BBS (5 pm Eastern)
Saturdays, Charles West on RiBBS Help/Talk Conference (10 pm Eastern)
Saturdays, Carmen Izzi, Jr. and the authors of AcBBS (10 pm Eastern)
-----
```

Figure 1: Conference Banner

This command is rarely, if ever, used. If you want to clear all download names with one command, this is how you do it. I am now finished with this group so it's time to exit.

EDIT> exit

SUBMIT> ^Z

Do you want to review your submission? no

Your submission is complete. The files will now be reviewed by the Database Manager and will be moved to the appropriate topic upon approval. Thank you for your submission.

I left out three commands from the examples above. HELP is obvious — you use this command to ask Delphi about the commands I just demonstrated above. The DESCRIPTION command allows you to edit the group's description; it takes you into the same editor used in Forum. You can add more text to the end of the description or use /LIST or /EDIT, as shown last month for the CHANGE command. The NEXT command works only if you have more than one submission pending and won't necessarily appear in the menu while you are editing.

Conferences

There are several new weekly conferences, all pertaining to various BBS or networking packages. If you type CONF from the OS-9 or CoCo SIG prompt, you will see the banner shown in Figure 1.

StG BBS, RiBBS, and AcBBS are OS-9 BBS networks that run on the CoCo. Some of these BBS networks also run on OS-9/68000 machines. UUCP is a worldwide network comprised of hundreds of thousands of computers, including CoCos.

September Uploads

In the OS-9 SIG database, Don Vaillancourt (DONVAIL) uploaded information about the new OS-9 community network that many are trying to form. Brother Jer-

emy (REVVCP) contributed BASIC09 source code for a 3-dimensional X-Windows-style demonstration program. Chris Hyde (CHYDE) released the latest version of his calendar utilities: cal, month and day. cal displays a calendar for the given year; month displays the given month's calendar, and day prints the day of the week for the given day. Tim Taylor (TIMLTAYLOR) contributed a front-end for Pete Lyall's HDKit backup utility.

Darren Kindberg (DKINDBERG) submitted information describing how to run several Epyx games from within GShell: Rogue, Sub-battle Simulator and Koronis Rift. Larry Olson (LARRYOLSON) released an updated version PacOS9 — a better version with more features, including the assembly-language source code.

Jason Bucata (JBUCATA) uploaded a preliminary version of a C program that emulates OS-9/6809 programs. Scott Griepentrog (TREVNICK) released a program that tests if a serial port on your OS-9/68000 machine implements carrier detect. He also released a collection of several other useful utilities. The ar archiver uploaded by Randy Wilson (RANDY-KWILSON) for OS-9/68000 is the same ar archiver commonly used on the CoCo. Paul M. Fitch, Jr. (EMTWO) contributed a recent version of the GNU C compiler — a powerful C compiler that requires a lot of memory.

If you have auto-centering joysticks, Erich Schulman (ESCHULMAN) released a program that may help you align them. You can find this program in the CoCo SIG Utilities & Applications database. Johnny Williams' (DRILLMASTER) guitar chord program shows 192 chords. Robert Newhart (BNEWHART) uploaded a horse-racing game. Michael Trammell (LEMMART) contributed eight different strategy maps for Oblique Triad's game, Overlord. William Miller (WKMILLER) released SPELLDWN — a spelling program that uses digitized speech and animation. Andrew Jackson (AJACK) uploaded AUTOMACRO — a program designed to make downloading files using Delphi-term 4.1 macros simpler. □

Database Report

OS-9 SIG

General Information

WINDOW WRITER KEY LISTS
 BOBKEMPER Robert Kemper
 OS9 COMMUNITY NETWORK
 OSK GFX STANDARDS SUGGESTION
 DONVAIL Don Vaillancourt

Applications (6809)

FIX CLEANUP
 BOBKEMPER Robert Kemper
 THREE D X-WINDOW DEMO
 REVWCP Br. Jeremy, CSJW
 SETDFP: SET DEFAULT PALETTES
 MIKEHAN Mike Hanewinkel
 AC: FIND LOCATION FROM AREA CODE
 JOELHEGBERG Joel Mathew Hegberg
 DISKCOPY: ONE STEP "DSAVE"
 DKINDBERG Darren Kindberg
 BANNER MAKER 2.0
 ESCHULMAN Erich Schulman
 CALENDER:UNIX-LIKE CAL. UTILS
 CHYDE Chris Hyde
 JBUDGET 2.0
 DISKNAME:CHANGE DISK VOLUME NAME
 JIMBM Jim Manning
 EASYBACK BACKUP UTIL.
 TIMLTAYLOR Tim Tailor
 JOVE FORMATTED DOCS
 07ESRTIMOTHY Tim Fadden

Graphics & Music

EPYX GAMES FOR MULTIVUE
 DKINDBERG Darren Kindberg
 PAC20S9: PACMAN GAME V2
 LARRYOLSON Larry Olson
 VIEW 4.4
 TIMKIENZLE Tim Kientzle

Programmers Den

EMULATE_6809
 JBUCATA Jason Bucata

68K-OS9

OSK UTILS
 PAGAN Stephen Carville
 CD TEST PROGRAM, OSK SERIAL DRIV
 MM1 UTILITIES PAK #1 FROM STG
 TREVNIK Scott Griepentrog
 AR V1.3 ARCHIVER
 RANDYKWILSON Randy Wilson
 EFFO PD SOFTWARE LISTING
 POLTERGEIST Brian Wright
 GNU C COMPILER
 EMTWO Paul M. Fitch Jr.

CoCo SIG

CoCo 3 Graphics

DUCK
 FLAMINGO
 SADDAM HUSSEIN
 DRILLMASTER Johnny Williams
 640X200X4 GIFS
 STEVEPDX Steve Ricketts
 HSCREEN 3 ANTHRAX LOGO
 MACJUNIOR Jay McGraw
 A BLONDE

AUNT

TRAS Richard P. Trasborg
 ASSORTED SINGLE IMG SCANS #1
 COLORIZ2.IMG
 LLEMMART Michael Trammell
 FULL LENGTH SHOT OF SAMANTHA FOX
 BOYNGER David Boynton
 PLANES IN CM3 FORMAT
 RICKMAC Richard McNabb

Utilities & Applications

JOYSTICK ALIGNMENT
 ESCHULMAN Erich Schulman
 GUITAR CHORD COMPUTER
 DRILLMASTER Johnny Williams

Hardware Hacking

CONVERTING TANDY1000 DRIVES
 JAMPAT Jim Patterson

Games

HORSES.BAS
 BNEWHART Robert Newhart
 MASTER MIND GAME
 TOMO Tom O'Brien
 MTMAPS1.ARC FOR OVERLORD 1.1
 LLEMMART Michael Trammell
 SPELLDWN
 WKMILLER William Miller

Product Reviews & Announcement

NEW SOFTWARE EXCHANGE
 REDCOAT Don Joyce

Telecommunications

AUTOMACROW 1.1
 AJACK Andrew Jackson

UNBELIEVABLE OFFER #3

Twenty Programs From Rick **ONLY \$20.00**
 PLUS \$2.00 Shipping/Handling

RICK'S TREASURE CHEST

✓ EDUCATION

1. CIRMATH For young students. Practice single digit addition.	2. MYMICRO Learn the parts of a microscope.	3. SPELLING A colorful spelling program. Use your own spelling words.	4. USDRILL A great states and capitals tutor. Identify & locate options.
5. TUTOR Learn about latitude, longitude, equator, prime meridian.	6. LOCATE Practice latitude & longitude calls, includes countries, cities, continents, landforms.	7. PRESIDENTS A challenging two part educational exercise.	8. TICTACMATH Play tic tac toe while you practice single & double digit math

✓ GAMES

9. HANGMAN An old favorite, colorful format.	10. NUMSLIDE Childhood number slide puzzle.	11. STONES Colorful sound, light game based on SIMON	12. WHEELS A most challenging puzzle based on popular mode.
13. CONNECTS Fun game based on a game show.	14. DISCOVER New game using SCRABBLE type gameboard.	15. PIXSLIDE A fun picture slide puzzle.	16. TAKESOME Challenge the COCO in this fun game.

✓ HOME HELP

17. SHOPPER - Use this home helper to save money while grocery shopping.

✓ UTILITIES

18. TRANPIX Transfer your PMODE 4 pictures to HSCREEN 2.	19. COLPRINT Print your HSCREEN 2 pictures in color with your NX STAR 1000. NO MORE MIXING COLORS. Uses built-in table for easy use.	20. PALSAVER Use with your VUMASTER (popular public domain graphics viewer) to save and restore palettes after RESET.
---	---	--

These programs require COCO 3 and RGB monitor.

Thanks in advance for helping me continue to support the COCO community with my software and RAINBOW with my ads!
 SEND CASH, CHECK OR MONEY ORDER FOR FAST RETURN. INCLUDE \$2.00 FOR SHIPPING/HANDLING

RICK'S COMPUTER ENTERPRISE P.O. BOX 276
 LIBERTY, KY. 42539

THE RAINBOW IS A REGISTERED TRADEMARK OF FALGOUT INC.

GRANITE COMPUTER SYSTEMS



ZOOM MODEMS

NEW! 9600 (+12,000) BPS ZOOM V.32/V.42/V.42bis data modems. MNPI-5+LAPM. Error Correction and data compression (much higher effective throughput — as much as 38400 BPS). Two Year Warranty. External/Internal \$399 (+\$9 S&H)

NEW LOWER PRICE! 2400 BPS ZOOM V.42/V.42bis data modems. MNPI-5+LAPM. Error correction and data compression (much higher effective throughput — as much as 9600 BPS). Two Year Warranty. External \$149 (+\$9 S&H)

NEW PRODUCT! 9600 BPS ZOOM Send/Receive Fax modems. Send/Receive text/graphics files from/to your computer/any Fax machine in the world. Full 2400 BPS data modem capability. Seven Year Warranty. Includes PC or MAC FAX software. External \$139/Internal \$129 (+\$6 S&H)

NEW LOWER PRICE! 9600 BPS ZOOM Send/Fax modems. Send text/graphics files from your computer to any Fax machine in the world. Full 2400 BPS data modem capability. Seven Year Warranty. Includes PC or MAC FAX software. External \$99/Internal \$89 (+\$6 S&H)

NEW LOWER PRICE! 2400 BPS ZOOM Data modems. Seven Year Warranty. External \$85/Internal \$75 (+\$6 S&H)

These are all high quality modems made by Zoom Telephonics in the USA. Fully Hayes compatible. Terminal and Windows Fax software available. Cables available.

S&H Canada (Air PP and Ins): V.32, V.42/V.42bis \$13.00 SR Fax/SendFax/Data \$9.00

GCS FILE TRANSFER UTILITIES — Version 3.0

The GCS File Transfer Utilities provide a simple and quick method to transfer text/binary files from/to a variety of floppy disk formats.

Commands PC, RS, FLEX disks: Dir, Dump, Read, Write
 PC disks: Rename, Delete, Format

Handles most 5.25 and 3.5 formats. Any level sub-directories (PC). Binary files. Use pipes for multiple file transfers. Multi-Vue version can be used under Multi-Vue or as stand alone Shell commands.

Requires OS-9 L2 for COCO 3, L1 for COCO 1 or 2. 2 drives (one can be hard/amdisk, one floppy 40 T DD DS). Multi-Vue for Multi-Vue version. SDISK3 for COCO3 - SDISK for COCO 1 or 2. Multi-Vue version \$54.95 Standard version \$44.95
 V3.0 updates (provide disk number) \$15.00

D.P. Johnson Software SDISK or SDISK3 \$29.95 L1+L2 Utils \$75.00

Shipping and handling — any software \$2.50 U.S.A., \$3.00 Canada
 Orders must be prepaid or COD. VISA/MC accepted. COD is additional.

571 Center Road, Hillsboro, NH 03244 USA
 (603) 464-3850

OS-9 is a trademark of Microware Systems Corporation and Motorola, Inc.
 MS-DOS is a trademark of Microsoft Corp. FLEX is a trademark of TSC, Inc.

Novices Niche



Sine Lines 3 by Mikel Voss

CoCo 3

While transferring files between my many disks, I came across a cute quickie from the past. *Sine Lines* originally appeared in the October 1983 issue of THE RAINBOW (Page 80). After watching the program run for a few minutes, I began to wonder why nobody had rewritten it to take advantage of the CoCo 3's graphics screens. I decided to take the bull by the horns. *Sine Lines 3* is my version of this pretty graphics program, and it provides some colorful twists not available in the original. I hope you enjoy it.

The Listing: SINLINE3

```
1 'SINE LINES 3
2 'BY MIKEL VOSS
3 'COPYRIGHT (C) JANUARY 1992
4 'BY FALSOFT, INC.
5 'RAINBOW MAGAZINE
10 PALETTE RGB:POKE 65497,0:HSCR
EEN2:HCLS2:ON BRK GOTO110
20 B=B+I:S=S+.1:D=D+Q
30 Z=RND(8):IF Z=2 THEN 30
40 IF B>250 THEN HCLS2:I=-2:HCOL
OR Z
50 IF D>180 THEN Q=-2
60 IF D<5 THEN Q=2
70 IF B<5 THEN I=2
80 X=(SIN(S)*160)+160
90 HLINE (X,D)-(D,B),PSET
100 GOTO20
110 POKE 65496,0:CLS:END
```

CoCo Hangman by John Saya

CoCo 3

CoCo Hangman is a one-player (you play against the computer) game in which you try to guess a phrase the computer picks. This computerized version of the popular game for youngsters is designed for the CoCo 3.


When you run the program, a gallows appears on the right side of the screen. Below the gallows are several dashes indicating how many words are used in

the phrase and how many letters are used in each word. By pressing a key, you can pick a letter from the alphabet that you think might appear in the phrase. If you are successful, the letter is shown wherever it occurs in the hidden phrase. However, if you pick a letter that is not in the phrase, the computer draws a part of a person hanging from the gallows. Keep trying letters until you have guessed the phrase (in which case you win) or the computer has drawn a complete body (you lose). When you win a game, the screen clears and the computer picks a new phrase.

The body the computer draws for incorrect guesses is a stick figure consisting of a head, a torso, two legs and two arms—you get six wrong answers before you lose. On the lower left portion of the screen is a box that shows the incorrect letters you have picked. Multiple attempts with an incorrect letter count as another wrong guess, resulting in another body part being drawn. The phrases the computer chooses are contained in variables A\$(1) through A\$(25) and are defined in lines 60 through 300. Feel free to change them to suit your needs.

The Listing: COCOHANG

```
1 'COCO HANGMAN
2 'BY JOHN SAYA
3 'COPYRIGHT (C) JANUARY 1992
4 'BY FALSOFT, INC.
5 'RAINBOW MAGAZINE
40 POKE&HE414,0:POKE&HE42A,0
50 POKE65497,0:CLR1000:DIMA$(2
5)
60 A$(1)="FLOWER BASKET"
70 A$(2)="GINGER BREAD"
80 A$(3)="MERRY CHRISTMAS"
90 A$(4)="BACON AND EGGS"
100 A$(5)="TOASTED MARSHMALLOWS"
110 A$(6)="ORANGE JUICE"
120 A$(7)="BAKED CHICKEN"
130 A$(8)="FRUIT AND SALAD"
140 A$(9)="BREAD CRUMBS"
150 A$(10)="PAPER DOLLS"
160 A$(11)="COLOR COMPUTER"
170 A$(12)="CORN BREAD"
180 A$(13)="HEALTHY SNACKS"
190 A$(14)="OLIVE OIL"
200 A$(15)="SOUR GRAPES"
210 A$(16)="DISK DRIVE"
220 A$(17)="CORN FLAKES"
230 A$(18)="WHOLE WHEAT BREAD"
240 A$(19)="CARAMEL SWEETS"
250 A$(20)="MEAT AND VEGETABLES"
260 A$(21)="CORN SYRUP"
270 A$(22)="PEANUT BUTTER AND JE
LLY"
280 A$(23)="SUB SANDWICH"
290 A$(24)="LOLLI POP"
```




```

300 A$(25)=""SLOPPY JOE"
310 PALETTE CMP
320 HSCREEN2:0=14:I=0:J=0:A$=""":
B$=""":V$=""
330 PALETTE0,0:PALETTE1,63:PALET-
TE2,18:PALETTE3,36:PALETTE4,11:P
ALETTE5,7:PALETTE6,31:PALETTE7,9
:PALETTE8,38:HCLS 1
340 HCOLOR7,7:HPRINT(15,0),">>>
COCO HANG MAN <<<<"
350 HCOLOR0,0:HLINE(96,0)-(96,19
1),PSET
360 HCOLOR0,0:HLINE(96,88)-(0,88
),PSET
370 HCOLOR5,5:HPRINT(1,0),"* TRI
ES *"
380 HCOLOR4,4:HPRINT(1,12),"* WR
ONG *"
390 HCOLOR0,0:HLINE(96,9)-(0,9),
PSET
400 HCOLOR0,0:HLINE(96,104)-(0,1
04),PSET
410 HCOLOR0,0:HLINE(96,94)-(0,94
),PSET
420 HPAINT(0,89),2,0
430 HCOLOR0,0:HLINE(241,26)-(241
,11),PSET
440 HCOLOR0,0:HLINE(241,26)-(229
,26),PSET
450 HCOLOR0,0:HLINE(229,26)-(229
,17),PSET
460 HCOLOR0,0:HLINE(241,11)-(135
,11),PSET
470 HCOLOR0,0:HLINE(229,17)-(144
,17),PSET
480 HCOLOR0,0:HLINE(135,11)-(135
,167),PSET
490 HCOLOR0,0:HLINE(144,17)-(144
,167),PSET
500 HCOLOR0,0:HLINE(106,167)-(17
2,177),PSET,B
510 HPAINT(240,25),5,0
520 HPAINT(107,168),4,0
530 A=RND(25):A$=A$(A):X=LEN(A$)
540 FORZ=1TOX:IF MID$(A$,Z,1)=""
" THEN B$=B$+" ":NEXTZ ELSE B$=B
$+"-":NEXTZ
550 HCOLOR0,0:HPRINT(13,24),B$
560 X$=INKEY$:IFX$=""THEN560
570 FORZ=1TOX:IF MID$(A$,Z,1)=X$
THEN 580 ELSE NEXTZ:GOTO590
580 H=13:FORZ=1TOX:IF MID$(A$,Z,
1)=X$ THEN MID$(B$,Z,1)=MID$(A$,
Z,1):HCOLOR1,1:HPRINT(H,24),"-":
HCOLOR2,2:HPRINT(H,24),X$:H=H+1:
NEXTZ:PLAY"T803ADBFCBGA":IF B$=A
$ THEN 660 ELSE 700 ELSE H=H+1:N
EXTZ:PLAY"T803ADBFCBGA":IF B$=A$
THEN 660 ELSE 700
590 HCOLOR0,0:HPRINT(J,0),X$:J=J
+1:GOSUB600:I=I+1:IF I=6 THEN 67
0 ELSE PLAY"T504B03B02BT101B":IF
J=11 THEN J=0:0=0+1:GOTO700 ELS
E 700
600 IF I=0 THEN HCOLOR0,0:HCIRCL
E(235,54),29:RETURN
610 IF I=1 THEN HCOLOR0,0:HLINE(
236,80)-(236,133),PSET:RETURN
620 IF I=2 THEN HCOLOR0,0:HLINE(
236,133)-(208,157),PSET:RETURN
630 IF I=3 THEN HCOLOR0,0:HLINE(
236,133)-(257,157),PSET:RETURN
640 IF I=4 THEN HCOLOR0,0:HLINE(
236,96)-(210,83),PSET:RETURN
650 IF I=5 THEN HCOLOR0,0:HLINE(
236,96)-(260,83),PSET:RETURN
660 HCOLOR5,5:HPRINT(19,3),"TERR

```

```

IFIC":SOUND175,25:HCLS1:T=T+1:GO
T060
670 HCOLOR0,0:HPRINT(19,3),"HANG
MAN":SOUND100,25:HCLS1:HCOLOR5,
5:HPRINT(5,5),"YOU WON":HPRINT(1
2,5),T:HPRINT(18,5),"GAMES !!!":
HCOLOR0,0:HPRINT(10,10),"PLAY AG
AIN?"
680 V$=INKEY$:IFV$=""THEN680
690 IF V$="Y" THEN 50 ELSE WIDTH
32:CMPT:CLS:POKE65496,0:POKE&HE41
4,3:POKE&HE42A,3:POKE113,0:EXEC4
0999
700 HCOLOR1,1:HPRINT(4,5),K:K=K+
1:HCOLOR0,0:HPRINT(4,5),K:GOTO56
0

```

Pre-fab Arkitekt by Keiran Kenny

16K Extended

Arkitekt allows you to design simple graphic images using four basic building blocks: a pair of pillars, a solid block, a spire and a dome. When you run the program, a menu showing the four building blocks appears at the top of the screen. Next to one of the blocks is a diamond-shaped cursor. Select a building block by using the arrows to position the cursor and pressing ENTER. The block appears in the drawing area and can be moved with the arrow keys; the blocks are moved in eight-pixel increments. Once you have placed the block where you want it, press ENTER to set it. Otherwise press CLEAR to erase it. Press any key to return to the menu and select another block.

If you move a block over an existing design, the path over which the block moves is erased. You can use this to create special effects, such as openings in solid walls. Keep this in mind, but also remember that you can rebuild erased structures.

When you are finished drawing, return to the menu and press S to save the image. Enter an appropriate filename with eight or fewer characters and the image is saved to disk (if you have a disk drive) or tape. *Arkitekt* automatically defaults to the disk drive if both are connected. To load a picture, press L at the menu and enter the filename. After saving or loading an image, press any key to return to the menu.

The four blocks are drawn in 32-by-32-pixel frames and are stored in arrays named C through F in lines 60 and 80 through 100. In Line 40 an area of blank screen (for use as an eraser) is stored in Array G.

SOFT SECTOR

The PC Compatible Magazine

Special Back Issue Offer —
Magazines \$1 each
Disks \$6 each —
while supplies last!

The PC Compatible Magazine

SOFT SECTOR

March 1987

SysStat

Understanding Memory
Printer Control
Sorting Array Data
Easy File Manipulations

Prompts with style and more

The PC Compatible Magazine

SOFT SECTOR

July 1985

Patriotic Graphics

Maze Escape
Stellar Blast
Scrolling
A Look at Memory
Utility Commands

Technical Q&A and more

The PC Compatible Magazine

SOFT SECTOR

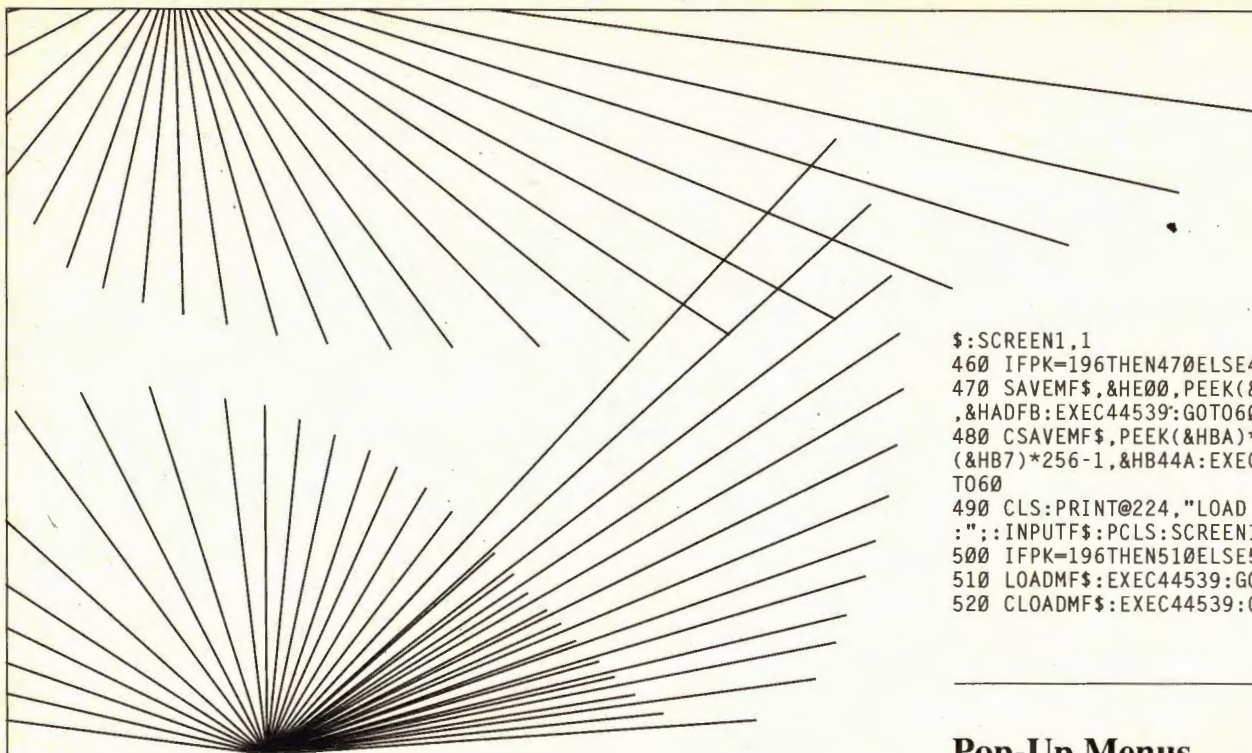
Oct. 1987

Electronic University

Timed Vertical Tabulation
Wheel of Fortune
Expert System
Car Comparison and more

To order, call
(800) 847-0309
9 a.m.-5 p.m. EST.

BONUS OFFER:
Soft Sector Binders \$3 Each



```

$:SCREEN1,1
460 IFPK=196THEN470ELSE480
470 SAVEMF$,&HE00,PEEK(&HB7)*256
,&HADFB:EXEC44539:GOTO60
480 CSAVEMF$,PEEK(&HBA)*256,PEEK
(&HB7)*256-1,&HB44A:EXEC44539:GO
T060
490 CLS:PRINT@224,"LOAD PIX NAME
:":INPUTF$:PCLS:SCREEN1,1
500 IFPK=196THEN510ELSE520
510 LOADMF$:EXEC44539:GOTO60
520 CLOADMF$:EXEC44539:GOTO60

```

The Listing: ARKITEKT

```

1 'ARKITEKT
2 'BY KEIRAN KENNY
3 'COPYRIGHT (C) JANUARY 1992
4 'BY FALSOFT, INC.
5 'RAINBOW MAGAZINE
10 DIMA(3),B(3),C(38),D(38),E(38
),F(13),G(38)
20 D$="F3G3H3E3":PK=PEEK(&H15F)
30 PMODE4,1:COLOR0,5:PCLS:SCREEN
1,1
40 GET(0,0)-(31,31),G
50 GET(0,0)-(5,6),B
60 DRAW"BM16,31U31R5D31NL5BR21U3
1R5D31NL5":PAINT(18,30),0,0:PAIN
T(44,30),0,0:GET(16,0)-(47,47),C
70 DRAW"BM56,16"+D$:PAINT(56,18)
,0,0:GET(53,16)-(59,23),A,G
80 LINE(80,0)-(111,31),PSET,BF:G
ET(80,0)-(111,31),D
90 DRAW"BM144,31NR31M+15,-31M+16
,+31":PAINT(160,30),0,0:GET(144,
0)-(175,31),E
100 CIRCLE(224,15),16,,1,.5,1:CI
RCLE(224,15),10,,1,.5,1:LINE(209
,15)-(214,15),PSET:LINE(234,15)-
(239,15),PSET:PAINT(235,14),0,0:
GET(208,0)-(239,15),F
110 FORX=0TO256STEP64:LINE(X,0)-
(X,31),PSET:NEXT
120 ST=53:N=1
130 K$=INKEY$:IFK$<>CHR$(8)ANDK$
<>CHR$(9)ANDK$<>CHR$(13)ANDK$<>"
S"ANDK$<>"L"THEN130
140 IFK$="L"THEN490
150 IFK$="S"THEN450
160 IFK$=CHR$(13)THEN240
170 IFK$=CHR$(9)THENST=ST+64:GOT
O180ELSE200
180 IFST>245THENST=245:GOTO230
190 PUT(ST-64,16)-(ST-58,23),B,P
SET:PUT(ST,16)-(ST+6,23),A,PSET:

```

```

N=N+1:GOTO230
200 IFK$=CHR$(8)THENST=ST-64
210 IFST<53THENST=53:GOTO230
220 PUT(ST+64,16)-(ST+70,23),B,P
SET:PUT(ST,16)-(ST+6,23),A,PSET:
N=N-1
230 GOTO130
240 X=112:Y=32
250 IFN=4THENPUT(X,Y)-(X+31,Y+15
),G ELSEPUT(X,Y)-(X+31,Y+31),G,P
SET
260 IFN=4THENLL=176ELSELL=160
270 IFPEEK(341)=247THENY=Y-8
280 IFPEEK(342)=247THENY=Y+8
290 IFPEEK(343)=247THENX=X-8
300 IFPEEK(344)=247THENX=X+8
310 IFX<0THENX=0
320 IFX>224THENX=224
330 IFY<32THENY=32
340 IFY>LL THENY=LL
350 IFN=1THENPUT(X,Y)-(X+31,Y+31
),C
360 IFN=2THENPUT(X,Y)-(X+31,Y+31
),D
370 IFN=3THENPUT(X,Y)-(X+31,Y+31
),E
380 IFN=4THENPUT(X,Y)-(X+31,Y+15
),F
390 IFINKEY$=CHR$(13)THEN410
400 GOTO250
410 K$=INKEY$:IFK$=""THEN410
420 IFK$=CHR$(12)ANDN<4THENPUT(X
,Y)-(X+31,Y+31),G ELSEIFK$=CHR$(
12)ANDN=4THENPUT(X,Y)-(X+31,Y+16
),G
430 PUT(ST,16)-(ST+6,23),B,PSET:
PUT(53,16)-(59,23),A,PSET
440 GOTO120
450 K$=INKEY$:FORT=0TO224STEP32:
PUT(T,0)-(T+31,31),G:NEXT:CLS:PR
INT@224,"SAVE PIX NAME:":INPUTF

```

Pop-Up Menus by Bill Bernico

CoCo 3

If you like to write menu-driven graphics programs, *Pop-Up Menus* can show you how to add a professional touch. The techniques used by *Pop-Up Menus* allow you to place menus over graphics and text already on the screen. Once you choose a selection from the menu, the menu disappears, leaving the original screen intact. Run POPUPMEN to see what I mean. Let's look at how the program works.

Memory for the menus is set aside using the HBUFF command in Line 3. Then Menu 1 is defined (lines 5-10) and stored in a buffer (Line 11). Next, Menu 2 is defined (lines 12-18) and stored (Line 19). Finally, for purposes of this demonstration, a 40-column graphics screen is filled with random ASCII characters using HPRINT. In a true application, the graphics screen can also contain pictures.

In Line 24, the program jumps to the subroutine at Line 31 to place the menu on the screen. Line 31 immediately jumps to Line 33 to get a random set of coordinates (H,V). You can program the menu to pop up at the same location every time, but I want to show that the background stays intact no matter where the menu appears. When control returns to Line 31, the existing text and graphics image where the menu is to be placed is stored in Buffer 3 and the program waits for you to press a key. When you do, Menu 1 is

displayed (Line 25) and the program pauses again. When you press a key while the menu is displayed, the program restores the original screen by replacing the menu with Buffer 3. This gives the impression that the background image was never removed. When you press another key, Menu 2 is displayed in a similar fashion.

I use only two menus in POPUPMEN, but you can use as many as the memory in your CoCo will allow. The menus can also be used on the 80-column graphics screens.

Give these techniques a try in your own BASIC programs. You'll find your creations look like you've been programming for years.

The Listing: POPUPMEN

1 'POP-UP MENUS
 BY BILL BERNICO
 COPYRIGHT (C) JANUARY 1992
 BY FALSOFT, INC.
 RAINBOW MAGAZINE
 2 HSCREEN2:HCLS2:HCOLOR8,4:RGB:P
 OKE65497,0:ON BRK GOTO 35
 3 HBUFF 1,1660:HBUFF 2,1660:HBUF
 F 3,1660:'CREATE THREE STORAGE B

UFFERS-ONE FOR REGULAR BACKGROUN
 D AND TWO FOR MENUS
 4 HCOLOR 0:'MENU TITLE #1 WILL B
 E GREEN
 5 HPRINT(8,1),"MENU #1":'NEXT 5
 LINES ARE MENU #1 TEXT
 6 HCOLOR1:'MENU TEXT WILL BE YEL
 LOW
 7 HPRINT(8,2),"S=Save
 8 HPRINT(8,3),"L=Load
 9 HPRINT(8,4),"P=Print
 10 HPRINT(8,5),"2=MENU 2
 11 HGET(60,4)-(130,49),1:HCLS3:'
 STORE PICTURE OF MENU #1 IN BUFF
 ER 1 & CLEAR SCREEN
 12 HCOLOR 4:'MENU TITLE #2 WILL
 BE WHITE
 13 HPRINT(8,1),"MENU #2":'NEXT F
 IVE LINES ARE MENU #2 TEXT
 14 HCOLOR 5:'MENU TEXT WILL BE L
 IGH T BLUE
 15 HPRINT(8,2),"1=Sort
 16 HPRINT(8,3),"2=List
 17 HPRINT(8,4),"3=Append
 18 HPRINT(8,5),"4=MENU 1
 19 HGET(60,4)-(130,49),2:HCLS4:'
 STORE PICTURE OF MENU #2 IN BUFF
 ER 2 AND CLEAR THE SCREEN
 20 HCOLOR8:'RETURN TO BLACK TEXT
 ON WHITE BACKGROUND
 21 FOR X=0 TO 23:'HPRINT ON LINE
 S 0 THRU 23
 22 HPRINT(0,X),STRING\$(40,RND(90
)+32):'FILL THE SCREEN WITH RAND
 OM TEXT

23 NEXT X:'COMPLETE LOOP
 24 GOSUB 31:'CHOOSE RANDOM LOCAT
 IONS & STORE SCREEN BACKGROUND (WHATEVER THAT MAY BE AT THE TIME) AND STORE IN BUFFER 3
 25 HPUT(H,V)-(H+70,V+45),1:EXEC
 44539:'DISPLAY THE PRE-STORED ME
 NU #1 & PAUSE
 26 GOSUB 32:'REPLACE ORIGINAL BA
 CKGROUND WHEN MENU DISAPPEARS
 27 GOSUB 31
 28 HPUT(H,V)-(H+70,V+45),2:EXEC
 44539:'CHOOSE DIFFERENT LOCATION
 S & DISPLAY MENU #2 AND PAUSE
 29 GOSUB 32
 30 GOTO 24:'GO BACK AND PUT MENU
 #1 AT ANOTHER LOCATION
 31 GOSUB 33:HGET(H,V)-(H+70,V+45
),3:EXEC44539:RETURN
 32 HPUT(H,V)-(H+70,V+45),3:RETUR
 N:'DISPLAY ORIGINAL BACKGROUND &
 GO BACK FOR ANOTHER RANDOM MENU
 LOCATION
 33 H=RND(249):V=RND(145):'RANDOM
 HORIZONTAL & VERTICAL LOCATIONS
 FOR MENU TO APPEAR
 34 RETURN:'GO BACK
 35 POKE65496,0:CLS:END

JWT Enterprises

Attention! MM1 programmers wanted. Many prospective projects already planned. Write for more information.

Optimize Utility Set 1 NEW!

Optimize your disks by eliminating fragmented files and compacting your directories for faster file access. Also includes a utility to assess file fragmentation and directory fragmentation as well as excess directory padding.

Optimize Utility Set 1 \$29.95 Foreign postage, add \$3.00

Nine-Times: Each issue contains: 9 helpful and useful programs to help build your OS-9 library * Instructions, examples, and samples of Basic09 procedures and subroutines to help with your own programs and your understanding of Basic09 * C programs and programming examples * Hints, Help columns, and informative articles to advance your knowledge of OS-9 * Supplied totally of 5.25" disk * Bound manual sent to each new subscriber for help in getting *Nine-Times* up and running, as well as tips on using it with a ram disk or hard disk * All graphic/joystick interface for ease of use:

1-Year Subs, \$34.95 Foreign postage, add \$8.00

Back Issues: Available for the May 1989 through May 1991 issues. Please write for information on Back Issue contents.

Back Issue, ea. \$7.00 Foreign postage, add \$2.00 ea.

Magazine Source: Due to many inquiries, the source code for the magazine graphic shell is being provided as an informational tool. Included is the actual Basic09 source code and compiled modules on disk, as well as documentation and a printed copy of the source code.

Source, \$25.95 Foreign postage, add \$5.00

Foreign postage excludes U.S. Territories and Canada. New rates eff. May 31, 1991

To order, please send U.S. check or money order to: **JWT Enterprises**
 5755 Lockwood Blvd.



RAINBOW
 CERTIFICATION
 SEAL

Technical Assistance:
 (216)-758-7694
 Youngstown, OH 44512

All products for Level 2 OS-9

Sorry, no C.O.D.'s or credit cards; Foreign & Canadian orders, please use U.S. money orders. U.S. checks, allow 3-4 weeks for receipt of first issue/back issue.

Copyright (C) 1991 OS-9 is a trademark of Microvare Systems Corp. and Motorola, Inc.

The TRADING POST

P.O. BOX 3453, CARBONDALE, IL 62902

From E.Z. Friendly Software

Leonardo's Paintbox. \$26.95
 Super Comics+ \$21.45
 Picture Bingo. \$19.95
 Data Form III. \$19.95
 Letter Form III. \$19.95
 Math Games \$19.95
 Keyboard Commander \$19.95
 Jack Rabbit Story Writer \$24.95

From Forrest Enterprises

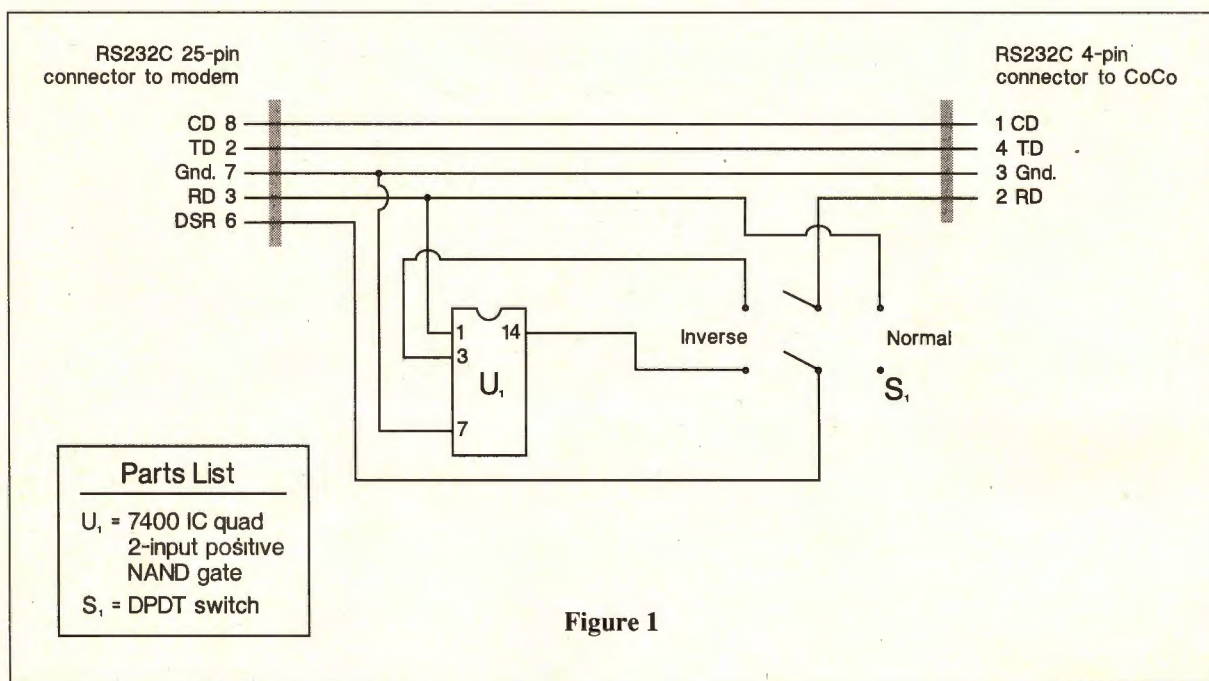
Inventory Manager. \$24.95

From 5-Star Software

File Conversions, COCO to MSDOS
 and MSDOS to COCO (per disk). \$9.95
 Question & Answer Game \$14.95
 Baseball Stats \$24.95
 Quick Stats Ball Scoreboard. . \$22.95
 Ball Cards Database. \$19.95
 Check Writer \$19.95
 Bankman Checkbook Keeper . . . \$24.95
 Envelope Writer. \$17.95
 Coco Labels. \$19.95
 Printing Calculator. \$14.95
 General Statistics \$24.95
 Brainbusters Test Writer \$24.95
 HI & LO-RES JOYSTICK ADAPTER . \$24.95

Specify COCO 1, 2 or 3. Disk Only. Send Check or Money Order. Add \$3.00 S/H. Canadian & Overseas M.O. in US currency welcome! COD \$2.00 extra.

Reliable host operation through the CoCo 3's serial port



Interrupt-Driven Serial Communications

by Dan Charrois

Writing a BBS program or a simple message base is not as difficult as it may sound. Once the problems of serial I/O and its related timing are addressed, all that remains is to put together a "shell," or user environment. As most CoCo users are

familiar with BASIC, this should not be too big a task. And you can get just as fancy as you need for your own application.

In this article, I present a simple circuit and terminal driver that handle the I/O for you. This hardware/software project enables you to send and receive data reliably via the serial port on the rear of the CoCo 3. The supporting software (the environment) is left to you, giving you the freedom to put together a BASIC system that best suits your needs.

Technical Basis

Communication through the serial port on the rear of the CoCo has never been totally reliable. Sending data through the port is fairly straightforward, but receiving data poses problems simply because the

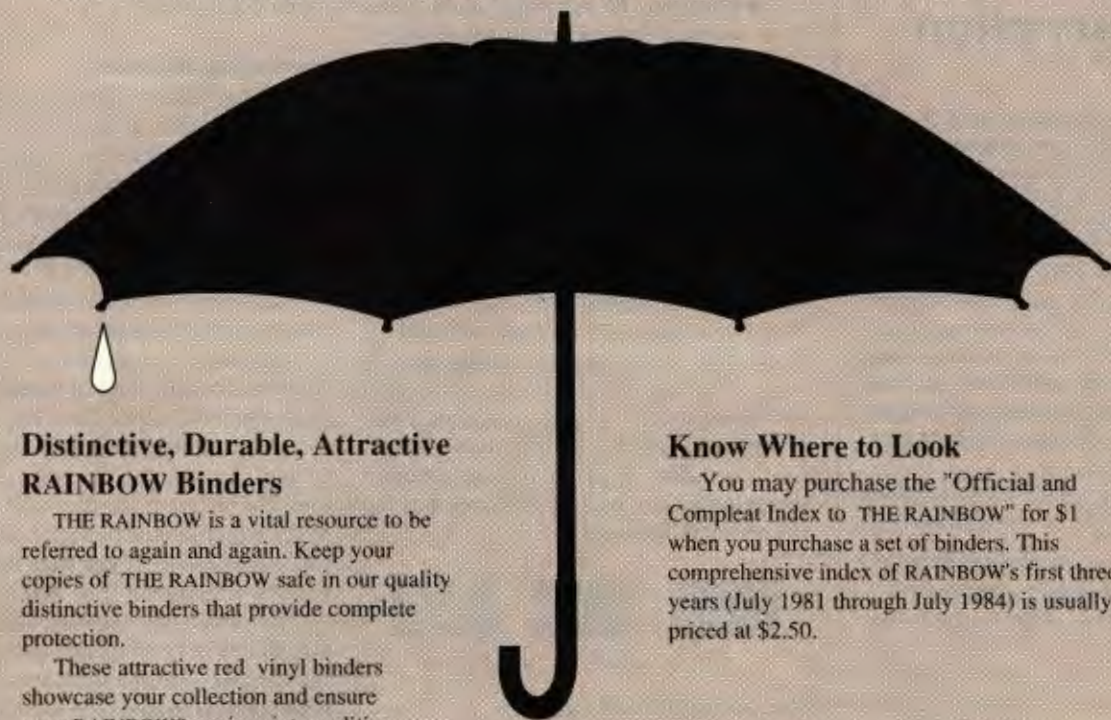
computer may not be monitoring the port at the particular moment data starts to arrive. The RS-232 Pak eliminates this problem by dedicating itself to sending and receiving serial data, allowing the computer to retrieve the data at its leisure. However, the high cost associated with the RS-232 Pak, and the fact that it is no longer being produced, has left many CoCo owners searching for alternatives.

For the computer to flawlessly receive data through the serial port with a minimum of hardware requires a monitoring algorithm that uses an interrupt as a trigger for execution. Some software sets the CoCo to interrupt at regular time intervals. By setting the interrupt frequency appropriately, the serial port can be monitored once for every time interval in which its status could

Dan Charrois is a third-year faculty member at the University of Alberta, where he teaches computer technology. He operates Astrobases, an Edmonton-based BBS that uses the terminal driver outlined here. Dan can be contacted at Box 75, Legal, Alberta T0G 1L0, Canada, (403) 961-2383. Please include an SASE when requesting a reply.

Protect

your important magazine collection



Distinctive, Durable, Attractive RAINBOW Binders

THE RAINBOW is a vital resource to be referred to again and again. Keep your copies of THE RAINBOW safe in our quality distinctive binders that provide complete protection.

These attractive red vinyl binders showcase your collection and ensure your RAINBOWS are in mint condition for future use. Each binder is richly embossed with the magazine's name in gold on the front and spine. They make a handsome addition to any room.

Put an End to Clutter

Organize your workspace with these tasteful binders. Spend more time with your CoCo and eliminate those frustrating searches for misplaced magazines.

A set of two binders, which holds a full 12 issues of THE RAINBOW, is only \$13.50 (plus \$2.50 shipping and handling).

Special Discounts on Past Issues

To help you complete your collection of THE RAINBOW, we're offering a special discount on past issues of the magazine.

When you place an order for six or more back issues of THE RAINBOW at the same time you order binders, you are entitled to \$1 off the regular back issue price. To order, please see the "Back Issue Information" ad in this issue.

Know Where to Look

You may purchase the "Official and Complete Index to THE RAINBOW" for \$1 when you purchase a set of binders. This comprehensive index of RAINBOW's first three years (July 1981 through July 1984) is usually priced at \$2.50.

Yes! Please send me _____ set(s) of Rainbow binders

Name _____

Address _____

City _____

State _____ Zip _____

My check in the amount of _____ is enclosed.
charge to: VISA MasterCard American Express

Account Number _____

Expiration Date _____ Signature _____

I want to take advantage of these special offers with my binder purchase:

Save \$1 off the single issue cover price for back issues. Minimum order of 6 magazines. Please enclose a back issue order form from a recent issue indicating magazines wanted.

Purchase the Official and Complete Index to THE RAINBOW" for \$1. (Regular price \$2.50.)

Special offers good only with the purchase of a RAINBOW binder set. Binders are \$13.50 per two-binder set plus \$2.50 shipping and handling. If your order is to be sent via U.S. mail to a post office box or foreign country, please add \$2. Kentucky residents add 6% sales tax; Canadian residents, 7% GST. U.S. currency only please. In order to hold down non-editorial costs, we do not bill.


Mail to: Rainbow Binders, The Falsoft Building, P.O. Box 385, Prospect KY 40059. For credit card orders call (800) 847-0309, 9a.m. to 5 p.m. EST. All other inquiries call (502) 228-4492

About Your Subscription

Your copy of THE RAINBOW is sent second class mail. You must notify us of a new address when you move. Notification should reach us no later than the 15th of the month prior to the month in which you change your address. Sorry, we cannot be responsible for sending another copy when you fail to notify us.

Your mailing label also shows an account number and the subscription expiration date. Please indicate this account number when renewing or corresponding with us. It will help us help you better and faster.

For Canadian and other non-U.S. subscribers, there may be a mailing address shown that is different from our editorial office address. Send your correspondence to our editorial offices at Falsoft, Inc., The Falsoft Building, P.O. Box 385, Prospect, KY 40059.



be changing. This method works quite well for terminal programs. However, these applications usually have a fairly simple foreground task. A foreground task of any complexity (such as operation of a BBS) would be slowed down appreciably by the interrupts, especially at high bps rates.

On the CoCo 3, there is a more reliable way to receive data: The GIME chip provides a serial-input interrupt that is ideal for the application. To make this work, however, we must overcome a minor problem: Modems send a logic One (High) when idle and a Zero (Low) as the start bit for an incoming byte. The computer, on the other hand, interrupts on a logic One — without any modifications, the CoCo would be interrupting continuously while the modem sits idle.

To counter this, I designed the inverter circuitry shown in Figure 1. The circuit requires a minimum of parts and only a slight modification to an existing modem cable. The sole purpose of the circuit is to invert the incoming data. All logic Ones become logic Zeroes and vice-versa. Therefore logic Zero of the start bit is inverted into a logic One, which can be used as the trigger to an interrupt.



The Inverter Hardware

The DPDT switch shown in Figure 1 allows both inverse and normal operation of the modem with the same cable. This switch controls the power to the IC. This conserves power under normal operation. Alternatively an SPDT switch could be used instead if the IC were wired directly into the power supply.

The IC itself need only be a NOT inverter. I used a 7400 (Quad Two-input Positive NAND), wired as an inverter, since it is easy to obtain. However, a less complex IC could be used as long as it performs the NOT operation. To power the IC, I chose to

tap into the 5 volts produced by my modem between the signal ground and data set ready pins, but virtually any 5-volt source can be used.

One further point should be made: If both your printer and modem are connected to the serial port simultaneously, the printer must be turned off while operating the inverter circuitry — it cannot simply be placed “offline.” Otherwise interrupts will occur continually.

Supporting Software

Listing 1 shows the assembly-language source code for a driver that allows the computer to operate as a simple “host.” It lacks many of the bells and whistles found in some other terminal drivers, but operates reliably. BBS programs can use the routine as their terminal driver.

The driver is well-commented, but a little further explanation may help clarify some details of its operation. The algorithm provides for buffering of incoming data. If the computer does not have immediate time to read a character before another is received, the second character will not be lost. The program sets the buffer size at 256 bytes, which should be sufficient for almost every application. If you want more, change the RMB directive in Line 300.

The driver patches the INPUT, LINEINPUT and PRINT commands to use the interrupt-driven communications. Use these commands from within a BASIC program to receive and send information via the modem. In addition, INPUT and LINEINPUT are patched to disable filtering of the escape (ESC) character, and thus allow ANSI graphics (a protocol becoming more and more popular on bulletin board systems). In addition, you can generate an ESC from the keyboard by pressing SHIFT-BREAK, a feature that is not normally operational under BASIC. It should be noted that this program does not enable viewing of ANSI graphics on the host screen, but if you have an ANSI driver, it should work with the program.

CoCo 3

Listing 1: DANTERM.ASM

```
00100      ORG      3584      WE'LL USE PAGE 1 OF GRAPHIC MEMORY
00110      *****
00120      *INTERRUPT-DRIVEN SERIAL COMMUNICATIONS      *
00130      *          BY DAN CHARROIS                      *
00140      *YOU MUST HAVE THE CIRCUIT DESCRIBED IN THE*
00150      *ARTICLE FOR THIS PROGRAM TO WORK PROPERLY *
00160      *****
00170      *PLEASE SEND ALL QUESTIONS OR COMMENTS TO:      *
00180      *DAN CHARROIS                                     *
00190      *BOX 75                                           *
00200      *LEGAL, ALBERTA                                  *
00210      *CANADA                                           *
```

```

00220 *T0G I10
00230 *****
00240 WRIBUF RMB 2 LOCATION OF WRITE TO BUFFER POINTER
00250 REABUF RMB 2 LOCATION OF READ FROM BUFFER POINTER
00300 BUFFER RMB 256 THE ACTUAL BUFFER ITSELF
00310 START JSR INSTAL SET UP ALL THE RAM HOOKS
00320 LDX #BUFFER START OF BUFFER AREA
00330 STX WRIBUF STORE TO WRITE BUFFER POINTER
00340 STX REABUF AND READ BUFFER POINTER
00350 ORCC #50 DISABLE THE INTERRUPTS FOR NOW
00360 LDX #DOFIRQ SET UP NEW FIRQ HANDLER
00370 STX $110 "
00380 LDB #27 THE ESCAPE CHARACTER
00390 STB $A27F PATCH KEYBOARD TO GENERATE ESC WITH SHIFT-BRK
00400 STB $A3DA PATCH INPUT TO DISABLE ESCAPE FILTERING
00410 LDX #1212 LOAD X WITH TWO NOPS
00420 STX $F772 ENABLE INTERRUPTS IN 00 COLUMN PRINT
00430 STX $8E0E ENABLE INTERRUPTS DURING SERIAL OUTPUT
00440 LDB #4 SET GIME TO INTERRUPT ON RS232 INPUT
00450 STB $FF93 "
00460 LDB #5C SET INIZ REG 0 TO ALLOW GIME FIRQs
00470 STB $FF90 "
00480 ANDCC #5AF RE-ENABLE ALL INTERRUPTS
00490 RTS AND RETURN TO NORMAL EXECUTION
00500 *****
00510 * ACTUAL RS232 INTERRUPT SERVICE ROUTINE *
00520 *****
00530 DOFIRQ PSHS A,B,X SAVE REGISTERS WE'LL BE USING
00540 BSR PAUSE1 START BIT RECEIVED, SO WAIT 1/2 BIT TIME
00550 LDB #1 WE'LL BE RECEIVING BIT 0 FIRST
00560 PSHS B TUCK IT AWAY
00570 CLRA INITIALIZE CHARACTER BEING RECEIVED TO 0
00580 LOOP2 BSR PAUSE2 WAIT FULL BIT TIME
00590 LDB $FF22 CHECK THE SERIAL PORT
00600 RORB ROLL THE BIT RECEIVED INTO CC
00610 BCS ZERO IF BIT=1 (RE-INVERT CHARACTER AS WE GO)
00620 ORA .S IF RECEIVING 0, SET APPROPRIATE BIT IN A TO 1
00630 ZERO LSL .S GET READY TO RECEIVE THE NEXT BIT
00640 BHS LOOP2 IF WE HAVEN'T RECEIVED ALL 8 BITS, RECEIVE NEXT
00650 LEAS 1,S IGNORE THE BYTE WE PUSHED ONTO THE STACK
00660 LDX WRIBUF GET WRITE BUFFER POINTER
00670 STA .X+ PUT CHARACTER INTO THE BUFFER
00680 CMPX #START HAVE WE FILLED UP THE BUFFER YET?
00690 BLO WRIOK IF NOT, WE'RE OK
00700 LDX #BUFFER OTHERWISE START AT THE BEGINNING OF THE BUFFER
00710 WRIOK STX WRIBUF STORE NEW WRITE BUFFER POINTER LOCATION
00720 CMPX REABUF ARE WE GOING TO OVERWRITE DATA NEXT TIME?
00730 BNE LOOP4 IF NOT, DO NOTHING
00740 LDX REABUF OTHERWISE, BUMP THE READ BUFFER POINTER UP
00750 LEAX 1,X LETS US ALWAYS HAVE THE FULL BUFFER FOR STORAGE
00760 CMPX #START ARE WE AT THE TOP OF THE BUFFER?
00770 BLO LOOP6 IF NOT, DON'T WORRY ABOUT IT
00780 LDX #BUFFER ELSE, START AT THE BEGINNING OF THE BUFFER AGAIN
00790 LOOP6 STX REABUF UPDATE THE READBUFFER POINTER
00800 LOOP4 LDB $FF22 CHECK THE SERIAL PORT
00810 RORB ROLL BIT INTO CC
00820 BCS LOOP4 IF THE STOP BIT ISN'T THERE YET, CONTINUE WAITING
00830 CLR $FF93 RE-ENABLE THE RS232 INTERRUPT
00840 LDB #4 "
00850 STB $FF93 "
00860 PULS A,B,X PULL BACK THE REGISTERS SAVED
00870 RTI RETURN FROM THE INTERRUPT
00880 PAUSE2 BSR PAUSE1 THIS EXECUTES PAUSE1 TWICE
00890 PAUSE1 PSHS A TUCK AWAY THE REGISTER WE'RE USING
00900 LDA $E6 DETERMINE THE BAUD RATE CONSTANT FOR 1/2 BIT
00910 LOOP3 BRN LOOP3 FINE-TUNE DELAY INTERVAL
00920 DECA DECREASE THE BAUD RATE COUNT
00930 BNE LOOP3 IF WE'RE NOT AT ZERO, KEEP GOING
00940 PULS PC,A BRING BACK A, AND CONTINUE WHERE WE LEFT OFF
00950 *****
00960 *INSTALLATION ROUTINE*
00970 *****
00980 INSTAL LDA #40 FIRST, SET THE BAUD RATE TO DEFAULT AT 1200
00990 STA $E6
01000 LDX $168 CHECK OUT THE CURRENT HOOKS
01010 CMPX #PRINT ARE THEY ALREADY IN PLACE?
01020 BEQ RETURN IF SO, FORGET ABOUT CHANGING THEM
01030 STX PROUT+1 IF NOT, INSTALL THEM AT THE END OF THIS MOD.
01040 LDX #PRINT TAKE THE START ADDRESS OF THE MODIFICATION
01050 STX $168 AND PUT IT IN THE RAM HOOK FOR PRINT
01060 LDX $16B NOW, TAKE THE INPUT RETURN LOCATION
01070 STX INOUT+1 AND PUT IT AT THE END OF THE INPUT MODIFICATION
01080 LDX #INPUT TAKE THE START ADDRESS OF THE INPUT MOD.
01090 STX $16B AND PUT IT IN THE INPUT RAM HOOK
01100 LDX #CHRIN ROUTINE TO RECEIVE ONE CHARACTER AT A TIME
01110 STX $96F DEFINE THIS AS USR8
01120 LDX #CHROUT ROUTINE TO SEND ONE CHARACTER TO THE MODEM
01130 STX $971 DEFINE THIS AS USR9
01140 RETURN RTS THAT'S IT FOR NOW
01150 *****
01160 *THE PRINT PATCH*

```

The driver adds two "commands": USR8 and USR9. The command line

A=USR8(0)

causes Variable A to take on the value of the ASCII code for the last character received from the modem. If no character is received, A equals zero. USR8 operates as a type of modem-exclusive INKEY\$. The command line

A=USR9(C)

where C is the ASCII code of a character, causes the character to be sent exclusively to the modem and not the screen. This is handy for sending control commands to the modem that look messy onscreen. Both of these USR commands need not have their execution addresses defined from BASIC — this is handled by the machine-language program.

Upon execution, the terminal driver defaults to 1200 bps. This can easily be changed at any time with a POKE statement: POKE &HE6,180 sets the driver to 300 bps, and POKE &HE6,40 sets it to 1200 bps.

Up 'n' Running

To create the machine-language driver, enter and assemble the source code in Listing 1. Alternatively, you can use the BASIC program in Listing 2 to create the machine-language driver and save it to disk as DANTERM.BIN.

To execute DANTERM, use LOADM and EXEC&HF04 from within a BASIC program to initialize the system. Note: The execution address will be different if you assemble DANTERM using a different buffer size. As written, the software doesn't support the 32-column screen — you must be using 40 or 80 columns for the driver to work properly. Otherwise you'll get a garbled mess on your screen upon execution of the driver.



After the EXEC command is executed, if the BASIC program stops execution and the system returns to the command mode, the interrupts are reset and incoming communication is disabled. This was left unpatched in order to provide a type of security for BBS systems. If a user manages to drop into the command mode, by error or otherwise, he can no longer communicate with the host. Also related to BBS security, Control-C and BREAK are left enabled. Those wanting to disable these commands can modify the source code or use the ON BRK command.

```

01170 *****
01180 PRINT PSHS B,A SAVE A BIT OF THE ENVIRONMENT
01190 TST $6F SEE WHAT DEVICE WE'RE PRINTING TO
01200 BNE PR2 IF NOT PRINTING TO THE SCREEN, RESUME
01210 JSR $8E0C OTHERWISE, SEND DATA OUT THE SERIAL PORT
01220 PR2 PULS B,A PULL BACK THE ENVIRONMENT
01230 PROUT JMP $FFFF CONTINUE NORMAL PRINT OPERATION
01240 *****
01250 *THE INPUT PATCH*
01260 *****
01270 INPUT CLR $70 TELL INPUT THAT THERE IS SOMETHING LEFT
01280 TST $6F ARE WE INPUTTING FROM NORMAL CHANNELS?
01290 BNE INOUT IF NOT, RESUME NORMAL INPUT OPERATION
01300 LEAS 2,S LET'S MODIFY THE STACK A BIT
01310 PSHS X,B,CC
01320 POLL JSR [$A000] CHECK THE KEYBOARD FIRST
01330 BNE PULRET IF WE HAVE SOMETHING, TELL INPUT ABOUT IT
01340 BSR LOOKBF BRANCH TO THE LOOKBUFFER SUBROUTINE
01350 BEQ POLL IF NOTHING HERE EITHER, KEEP LOOKING
01360 BRA PULRET OTHERWISE, TELL INPUT ABOUT IT
01370 LOOKBF LDX REABUF WHERE ARE WE IN THE READING BUFFER?
01380 CMPX WRIBUF ARE WE CAUGHT UP?
01390 BNE LOOKB2 IF NOT, GET THE CHARACTER
01400 CLRA ELSE, CLEAR THE REGISTER
01410 RTS AND RETURN
01420 LOOKB2 LDA ,X+ GET THE CHARACTER FROM THE BUFFER
01430 CMPX #START IS OUR BUFFER POINTER AT THE END OF THE BUFFER?
01440 BLO LOOKB3 IF NOT, DON'T WORRY ABOUT IT
01450 LDX #BUFFER AND IF SO, START AT THE BEGINNING AGAIN
01460 LOOKB3 STX REABUF STORE THE NEW BUFFER POINTER
01470 TSTA RESTORE CC TO THE STATUS OF A
01480 RTS AND RETURN
01490 PULRET PULS X,B,CC,PC RE-ENTRY PROCEDURE IF WE FOUND SOMETHING
01500 INOUT JMP $FFFF AND RE-ENTRY PROCEDURE IF WE DIDN'T
01510 *****
01520 *THIS ROUTINE POLLS THE KEYBOARD AND BUFFER FOR ONE *
01530 *CHARACTER AT A TIME. TO USE, TYPE A=USR8(0), AND 'A' *
01540 *WILL EQUAL THE ASCII CODE OF THE LAST CHARACTER *
01550 *RECEIVED (OR 0 IF NONE) *
01560 *****
01570 CHRIN JSR [$A000] CHECK THE KEYBOARD FIRST
01580 BNE FOUND IF SOMETHING WAS PRESSED
01590 BSR LOOKBF CHECK OUT THE BUFFER
01600 FOUND TFR A,B MAKE D=A
01610 CLRA "
01620 JMP $B4F4 PUT D INTO FPAC1, THEN RETURN TO BASIC
01630 *****
01640 *THIS ROUTINE SENDS A SINGLE ASCII CHARACTER TO THE *
01650 *MODEM BUT NOT THE SCREEN. TO USE, TYPE A=USR9(C) WHERE *
01660 *'C' IS THE ASCII CODE OF THE CHARACTER YOU WISH TO *
01670 *SEND. ('A' IS JUST A DUMMY VARIABLE) *
01680 *****
01690 CHROUT JSR $B3ED GET THE NUMBER FROM FPAC1 TO D
01700 TFR B,A PUT THE LSB INTO A
01710 JMP $8E0C SEND THE CHARACTER TO THE MODEM
01720 END START AND THAT'S ALL, FOLKS!

```

A Caveat

Although the driver provides only for simple communication with a modem, it has performed perfectly in all my tests. The driver is capable of receiving data at full speed without misinterpreting a single character. However, one potential problem area exists: The software gives higher priority to incoming characters than to outgoing characters. Thus, if a character is received by the host while another is being sent, the character leaving may be garbled. The only time this becomes a problem is when a macro or other file is being sent to the host. As the first characters of the macro or file are being echoed by DANTERM, they may be interrupted by the incoming characters. As a result, the calling computer may receive garbled echoes. However, while this may cause some confusion on the part of the caller, the characters are perfectly received by the host.

Summary

This small hardware/software project could be the impetus for the latest and greatest BBS. Or perhaps your needs aren't that complex. In any case, you should be able to put the commands supported by DANTERM to use in a variety of applications.

Feel free to experiment with and modify the source code. As it is interrupt-driven, the cable circuitry should work with OS-9. However, device drivers and descriptors need to be written. I would appreciate hearing from anyone who makes improvements to the routines. Although I can be reached at many Edmonton-area BBSs, you can send questions or comments to me at the address given above. □



Listing 2: DANTERMB

```

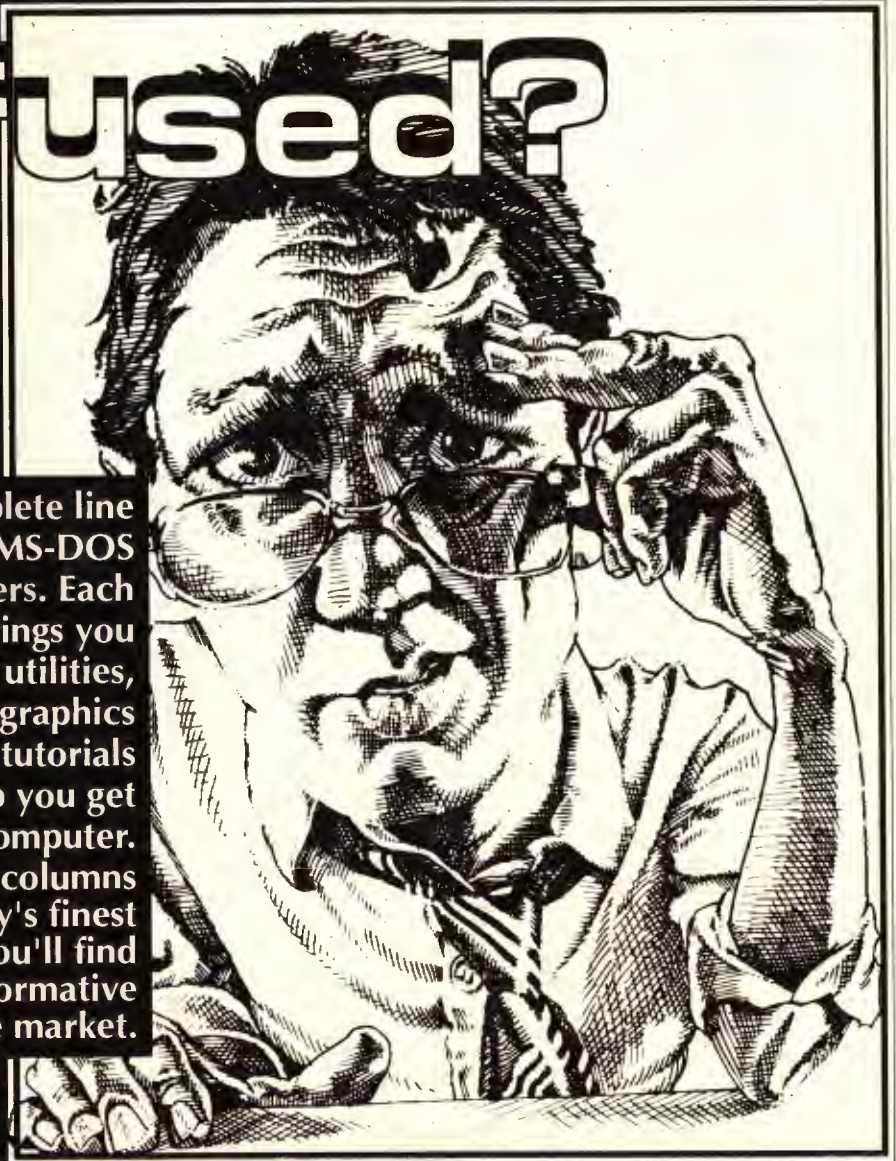
1 'SERIAL COMM E$
2 'WRITTEN BY DAN CHARROIS 140 SAVEM"DANTERM",&HF04,&H1017,
3 'COPYRIGHT (C) NOVEMBER 1991 &HF04
4 'BY FALSOFT, INC. 150 END
5 'RAINBOW MAGAZINE 160 DATA BD,0F,92,8E,0E,04,BF,0E
10 'BASIC LOADER FOR INTERRUPT- ,00,BF,0E,02,1A,50,8E,0F,36,BF,0
20 'DRIVEN SERIAL COMMUNICATIONS 1,10,C6,1B,F7
30 'BY: DAN CHARROIS 170 DATA A2,7F,F7,A3,DA,8E,12,12
40 'IF YOU DON'T HAVE A DISK ,BF,F7,72,BF,8E,0E,C6,04,F7,FF,9
50 'DRIVE, CHANGE THE "SAVEM" 3,C6,5C,F7,FF
60 'IN LINE 140 TO "CSAVEM" 180 DATA 90,1C,AF,39,34,16,8D,4D
70 ' ,C6,01,34,04,4F,8D,44,F6,FF,22,5
80 FORX=&HF04 TO &H1017 6,25,02,AA,E4
90 READA$:A=VAL("&H"+A$):T=T+A 190 DATA 68,E4,24,F2,32,61,BE,0E
100 POKEX,A ,00,A7,80,8C,0F,04,25,03,8E,0E,0
110 NEXTX 4,BF,0E,00,BC
120 IFT<>27122THENPRINT"HERE IS 200 DATA 0E,02,26,10,BE,0E,02,30
AN ERROR IN ONE OF THE VALUES I ,01,8C,0F,04,25,03,8E,0E,04,BF,0
N THE DATA LINES":END E,02,F6,FF,22
130 INPUT"PRESS ENTER WHEN DISK 210 DATA 56,25,FA,7F,FF,93,C6,04
IS READY FOR FILE TO BE SAVED"; ,F7,FF,93,35,16,3B,8D,00,34,02,9
6,E6,21,FE,4A
220 DATA 26,FB,35,82,86,28,97,E6
,BE,01,68,8C,0F,C0,27,21,BF,0F,C
C,8E,0F,C0,BF
230 DATA 01,68,8E,01,6B,BF,10,00
,8E,0F,CE,BF,01,6B,8E,10,02,BF,0
9,6F,8E,10,10
240 DATA BF,09,71,39,34,06,0D,6F
,26,03,BD,8E,0C,35,06,7E,FF,FF,0
F,70,0D,6F,26
250 DATA 2B,32,62,34,15,AD,9F,A0
,00,26,1F,8D,04,27,F6,20,19,BE,0
E,02,BC,0E,00
260 DATA 26,02,4F,39,A6,80,8C,0F
,04,25,03,8E,0E,04,BF,0E,02,4D,3
9,35,95,7E,FF
270 DATA FF,AD,9F,A0,00,26,02,8D
,DA,1F,89,4F,7E,B4,F4,BD,B3,ED,1
F,98,7E,8E,0C

```


Confused?

Let us help.

PCM covers the complete line of popular Tandy MS-DOS and portable computers. Each month PCM brings you a valuable assortment of utilities, business applications, graphics and games, along with tutorials and reviews to help you get the most from your computer. Add to this our monthly columns by some of the industry's finest writers, and we think you'll find we're one of the most informative magazines on the market.



**Subscribe to PCM today—
you'll find it's worth more than ever.**

Subscriptions to PCM are \$34 a year in the United States; Kentucky residents add 6% sales tax. Canadian rate U.S. \$46 plus 7% GST. Surface rate to other countries U.S. \$78. Air mail is U.S. \$126. *Canadian and foreign subscribers, inquire about multiple-year rates. U.S. currency *only*, please. In order to hold down non-editorial cost, we do not bill. Allow 6 to 8 weeks for first copy.

Super Boot

Super Boot is a nifty utility program designed for any CoCo system with at least 64K and Disk BASIC 1.1/2.1. It does some unique things that will make operating your favorite computer a real pleasure.

Super Boot is supplied on a single 5¼-inch unprotected floppy disk. Although searching the directory of this disk results in finding just one file, BCONFIG, there are hidden files that make the program do its thing. After inserting a back-up copy of *Super Boot* into your disk drive and typing BCONFIG, you are greeted with a menu of five choices:

Step Rate — Use this to specify the step rate of your disk drives. Disk BASIC defaults to 30ms, which is fine for older drives. But newer drives can step as fast as 6ms. Several choices are provided, and you select the one you want using the arrow keys.

Number of Tracks — Again, older drives could not reliably read the innermost tracks of a disk; therefore, Disk BASIC supports only 35 tracks. If you are using a newer drive, it's likely it will read 40 tracks. The system also supports 80-track drives.

Sides — If you have double-sided drives, you can access the back side of those drives by selecting Double. The program supports up to four single-sided drives or two double-sided drives.

Baud Rate — As you may already know, your CoCo defaults to 600 baud on the printer port, but most printers will run a lot faster. I use a serial-to-parallel interface that is set to 9600 baud.

Autoboot File — This option lets you specify what program to run or execute automatically. It's really handy to be able to execute a word processor or any other program without having to enter in routine commands.

The current version of *Super Boot* also supports double-speed disk access and the ability to set the CoCo 3's screen colors on boot up. Once you have answered all the menu options, you are prompted to insert a disk in the drive to write the new boot file. Once that is done, all you have to do from

then on is insert the boot disk in the drive and enter DOS. If you have selected an Autoboot filename, that program will execute. Otherwise a two-column directory is presented, and you can move the cursor block to select the program of your choice. Pressing the ENTER key causes the system to load and execute your selection. Your disk drives are set to the step rate and number of sides you selected, and the printer baud rate is set as well. You won't have to remember to enter time-consuming pokes every time you turn on your computer.

Installing *Super Boot* on all your disks makes your system "wake up" to your specific requirements.

Installing *Super Boot* on all your disks makes your system "wake up" to the specific requirements you have previously established. *Super Boot* is a super program and one that most serious CoCo users will want to have in their bag of tricks. The best news is that this super value cost less than \$15.

(Sub-Etha Software, P.O. Box 152442, Lufkin, TX 75915, 409-639-3842; \$14.95 plus \$2.50 S/H)

— Jerry Semones

CF83 Forth

Until now there were only two languages that were readily available to people who use only Disk BASIC on their Color Computer 2 or 3: assembler and BASIC.

With the addition of BDS Software's *CF83 Forth* system, a very powerful computing language is now available. FORTH is a unique language in that it is not restricted to the finite set of instructions that come with the language. In BASIC you can use only the instructions that come with it; you cannot create your own. In FORTH, the programmer uses the basic set of words (instructions) to define newer and more powerful words. These words can then be added to the vocabulary of the language. In this way the programmer has the ability to create his own language tailored to a specific task.

You can find out more about FORTH in *Starting FORTH* by Leo Brodie. The book should be available in a college or university library and perhaps in your local public library. To whet your appetite, BDS Software also has a demonstration version of *CF83 Forth* available for \$3 — it is available on Delphi, too.

Each disk is available with or without printed documentation, and the prices of the disks differ accordingly. The printed manuals are not bound, but the quality of the printing is good. In either case each disk comes with its own Reader program. This program allows you to read the accompanying documentation or print it on your printer. The reader program is a sophisticated manual browser that lets you page through the documentation in either direction. You are also able to set the parameters for your printer and print a page, a range of pages or the whole document. The program works only with the documents it comes with, so it can't be used to view other files. This is an exceptionally well-designed and -thought-out program and is a nice additional feature of the packages.

FORTH is intended to be a modular operating system/programming language. In keeping with this tradition, BDS Software's *CF83 Forth* is available as a series of separate modules available on separate disks. There are currently three modules available: the foundation, a block editor, and a double-number extension set. BDS also offers a technical reference manual and a tutorial package. There are plans for eleven more modules that cover graphics, sound, math, system enhancements and a module to allow FORTH programs to execute directly from BASIC.

The Foundation Disk

The *CF83 Forth* foundation disk contains the basic FORTH operating system and the basic FORTH word set. It is the base

Bright Idea: Order some of these CoCo programs today!



ISSUE #98, AUGUST 1990
 FLIPPY TUTORIAL
 RECIPES/MEAL/GROCERY
 DUNGEON MAZE
 SNOW SKI
 HOT LOAD
 SHIP WAR
 ERROR TRAP
 SPACE WAR 3
 MAZE MASTER 3
WIZARD'S DEN

ISSUE #99, SEPT., 1990
 IDEA TREE
 MASTER'S LABYRINTH
 MORSE CODE
 TELESAL CONTACTS
 PROMISED LAND QUIZ
 PROPOSAL WRITER
 ALPHABET SCRAMBLE 3
 MAGIC PUMPKIN
 DR. WHO3 PART 4
AVANGARD

ISSUE #100, OCT. 1990
 ZOT MIND GAME
 SUPER TEXT EDITOR
 SUPER TEXT FORMATTER
 TURTLE SEARCH 3
 COAST TO COAST
 EASY BASIC 3
 DRAGON ADVENTURE
 WRITE OUT UTILITY
 TRY THIS
DONUT DILEMMA

ISSUE #101, NOV. 1990
 GOSSIP
 COST ESTIMATOR
 SALO INVENTORY
 PERSONAL STATISTICIAN
 ALAIX - 3
 DEATH HUNT
 512K RAM CATALOGER 3
 Bingo Caller 3
 DUCK HUNT
THE FROG

ISSUE #102, DEC. 1990
 REAL ESTATE ANALYSIS
 COCO PAYROLL
 DR. STRANGE ADV.
 TANNING SALON
 TREASURE HUNT
 RIVERBOAT BLACKJACK
 TURTLE RACE 3
 SUPER SCREEN DUMP
 KEYBOARD REMAP
CRASH

ISSUE #103, JAN. 1991
 FAMOUS PEOPLE
 LABRYNTH 3
 DATA ANALYSIS
 MEDICAL FILE
 WORD GENERATOR 3
 PRIVATE EYE ADV.
 HEARTS 3
 COCO JOKESTER
 TETRAPAK 3
LLECTRON

ISSUE #104, FEB. 1991
 WINE CELLAR
 BOMB RUN
 SPLIT/APPEND FILES
 INITIALIZE 35+
 PIG OUT
 CRYPTOGRAM 3
 GHOST HUNTER
 HI-COPY
 LEARN!
SR-71

ISSUE #105, MARCH 1991
 ROBOCROOK
 CREDIT CARD ACCT.
 ABCS *123'S
 ANTIQUE COLLECTOR
 FOUR SCORE
 QUICK TAX
 HI-LOAD
 QUAD EDUCATION 3
 SMURF QUEST 3
BZZWORM

ISSUE #106, APRIL, 1991
 STOCK PORTFOLIO
 THE BARREL
 SERVICE MANAGER
 CROSDUMS PUZZLE
 DIAMOND QUEST
 JOB SKILLS
 JOB APPLICANT
 ELDUS 3
 BREAK-IN3 PART 2
KATERPILLAR II

ISSUE #107, MAY, 1991
 DESERT STORM
 BUSSINESS PLAN
 ULTIMATE RULER
 MATH DERBY
 BLOOD PRESS.3
 COBRA ATTACK
 MONOGRAM
 COUNTRY CLUB
 SCREEN BLANKER
COLOR GULF

ISSUE #108, JUNE, 1991
 SOUND GENERATER
 HIDE DIRECTORY
 LOST TREASURE
 CLUB REGISTER
 SNACK SHACK
 CIVIL WAR 3
 SPELLING QUIZ
 COCO 3 CLOWN
 OHICK 3
BLACK BEARD

ISSUE #109, JULY, 1991
 DESTINATION UNKNOWN
 FAX COVERSHEET
 FISHERMAN'S QUIZ
 BETTING ODDS 3
 COCO 3 CHESS 2
 TV SCRABBLE
 FORM LETTER
 DIVIDING FRACTIONS
 KEYBOARD PROTECT
CUTHBERT

Last 12 issues shown here!

Tom Mix Arcade Games



Get Some of these Public Domain too!

Music 1-7
 M1 - 8 Utilities & 8 Songs
 M2 - 17 Musica Files
 M3 - 16 Musica Files
 M4 - 16 Musica Files
 M5 - 25 Orchestra Files
 M6 - 23 .Bin Files ready to play
 M7 - 23 .Bin Files ready to play

Graphics 1-14
 GR1 - Raindrop, Celtic, Space +
 GR2 - Donald, Snoopy, Worldmap, +
 GR3 - 9 Coco 3 Graphic programs.
 GR4 - 22 Coco Max Pictures
 GR5 - 22 Coco Max Pictures
 GR6 - 22 Coco Max Pictures
 GR7 - 15 Coco Max Pictures
 GR8 - 22 .BIN Pictures
 GR9 - 22 .BIN Pictures
 GR10 - 14 Large .BIN Pictures
 GR11 - 8 MGE Pictures
 GR12 - Coco Max 3 Pictures
 GR13 - Macpaint Graphic Editor
 GR14 - 5 Macintosh Pictures

Adventures 1,2
 A1 - CIA, Death Ship, Gargoyle, Kingdom, Kingtut
 - Odeysey, Nuclear Sub, Werewand, Willsadv
 A2 - Andrea Doria, Curse, Ghostship, Hogjowl
 - Icewar, Quest, Sorcerer, Survival, Adv. Gen.


Telecommunications 1-3
 T1 - Haysae, Kermit, Mikeyterm, Teleterm
 T2 - Cobbs BBS Terminal Package
 T3 - Geterm Communications

Education 1-4
 E1 - 12 Programs for young kids.
 E2 - 12 Programs for High School Kids
 E3 - 11 Programs Teach the Coco's Commands
 E4 - 5 Graphic Programs About Australia

HOME MANAGEMENT 1-4
 *12 Programs Each Disk/Tape
 H1 - Chkbook, Wrproc, Typing Tutor, +
 H2 - Check, Last Will, Word Processor, +
 H3 - Envelope, Life, Finance, Interest Rate, +
 H4 - Spelling Fix, Spelling Checker, +

Utilites 1-8
 12 Programs Each, U1-U4 Require Disk
 U1 - 105DT, Disk Zapper, Rom Copy, Basic Map, +
 U2 - Backup, Disktest, Customze, Offset, Backdir, +
 U3 - Convert, Disk Library, C64pic, Relocate, +
 U4 - Bin>Basic, Disk Master, Unarc, Zap, Unlock, +
 U5 - Assembler, Basic 64, 51x34, Recover, +
 U6 - 64 Look, HGR Color, LLIST 32, Recover, +
 U7 - Letter head print with 30 mini pictures
 U8 - Fig Forth language with tutorials!

GAMES 1-11
 *Each Disk/Tape Contains 12 Programs *
 GA1 - Blackbox, Poker, Robodice, Startrek +
 GA2 - Amazing, Rider, Rubic, Vapor worm, +
 GA3 - Backgammon, Gremlin, Python, Robots, +
 GA4 - Hawks, Lunar World, Saucer, Shootem, +
 GA5 - Battleship, Chicken, Raceway, Lizer, +
 GA6 - Kings Army, Navyguns, Shipsub, Shuffle, +
 GA7 - Connect 4, F-16, Pizza, Rubic, Life +
 GA8 - Football, Germ Attack, Othello, Slither, +
 GA9 - Battle, 3DITTT, Max Graphics, Prix, +
 GA10 - Blockade, Life, Missile2, Scramble, +
 GA11 - Bunker 3, Trek, Nuke Attack, Traders, +



Mail To:

T&D Subscription Software
 2490 Miles Standish Drive
 Holland MI 49424
 (616) 399-9648

Prices:

Single Issue (Tape or Disk)... \$ 8.00
 2-5 ISSUES..... \$ 6.00 Ea.
 6-10 Issues..... \$ 5.00 Ea.
 11 or more Issues..... \$ 4.50 Ea.
 All Our Software(192 Disks)... \$ 279.00
 One Year Subscription..... \$ 60.00

*All issues contain 6-15 ready to run *programs on disk or tape.
 *All original software includes documentation.
 *We send first class! No charge.
 *Personal checks welcome.
 *Write for a free catalog.
 *Programs are for a Coco 1, 2, or 3.

Original Software									
1	16	31	46	61	76	91	106		
2	17	32	47	62	77	92	107		
3	18	33	48	63	78	93	108		
4	19	34	49	64	79	94	109		
5	20	35	50	65	80	95			
6	21	36	51	66	81	96			
7	22	37	52	67	82	97			
8	23	38	53	68	83	98			
9	24	39	54	69	84	99			
10	25	40	55	70	85	100			
11	26	41	56	71	86	101			
12	27	42	57	72	87	102			
13	28	43	58	73	88	103			
14	29	44	59	74	89	104			
15	30	45	60	75	90	105			

Public Domain			
M1	GR1	E1	U1
M2	GR2	E2	U2
M3	GR3	E3	U3
M4	GR4	E4	U4
M5	GR5		U5
M6	GR6	H1	U6
M7	GR7	H2	U7
	GR8	H3	U8
A1	GR9	H4	
A2	GR10		
	GR11		
T1	GR12		
T2	GR13		
T3	GR14		

Name _____
 Address _____
 City _____ State _____ Zip _____
 Credit Card # _____
 Expiration _____ Total \$ _____

Please Circle : TAPE or DISK

that all the other modules in the system use. None of the other modules operate without this disk. The program runs only on the VDG screen, but it creates its own 64-character graphics screen. This screen is very readable on both color or monochrome displays (including TVs).

The *CF83 Forth* foundation disk contains the basic FORTH operating system and the basic FORTH word set.

FORTH is intended to be both an operating system and a programming language, and *CF83 Forth* is no exception. It uses its own routines to write to and read from disks. These routines are hard-coded to work with standard 35-track single-sided CoCo drives. I tried the programs with Burke & Burke's Hyper-I/O and they worked fine except that I was unable to use my double-sided drives as double-sided or as anything other than standard CoCo drives.

The Block Editor

The foundation disk contains no built-in editor, so unless you are a FORTH expert and are able to write your own, you should probably purchase BDS Software's Block Editor as well. FORTH programs are stored in blocks; each block is 16 lines by 64 characters, or 1024 bytes. BDS Software's Block Editor is a full-screen FORTH editor that is designed to edit one FORTH block at a time. It contains all the features needed in a block editor. You use the cursor keys to move around the screen to edit an old block or while you are creating a new one. There are ways to load the editor with the next block, the previous block or any block you choose. You can also save a block or abort an edit of a block. All these commands are accessible with two keystrokes.

FORTH gains access to the blocks by use of block numbers. For *CF83 Forth* there are 157 blocks on a disk. These blocks are stored on the disk in binary format, so you'll be able to edit them only with BDS Software's Block Editor (or an equivalent).

This also means that the blocks will not show up on any directory listing of the disk — there is no FORTH word that lists the blocks on a disk. So you'll have to keep track of what blocks are on each disk.

The Technical Reference Manual

This is a shortened version of the FORTH-83 standard. The standard states what features a language must have before it can be called FORTH. The FORTH-83 standard, like all language standards, is a little vague about some aspects of the language. This is especially true for implementation details. This is done to allow the designers of a FORTH system the freedom to take advantage of the special features of different machine platforms. The Technical Reference Manual removes the vagueness from the standard by specifying the details of this version of FORTH. It describes all the basic words included with the foundation disk and gives a little insight into the internals of this version. It is not intended to teach you FORTH. It assumes that you are an experienced FORTH programmer and know something about the inner workings of the language. If you are a beginning FORTH programmer, this is not for you. Leo Brodie's *Starting FORTH* and the Tutorial described next would be a better investment. The manual comes on two disks and is a fairly complete description of this implementation of FORTH.

The FORTH Tutorial

This is a good introduction to the *CF83 Forth* system. It gives you a far more complete definition and description of FORTH than I have here. It also takes you on a tour of the FORTH language and operating system. There are several small programs you can enter to see FORTH in action, and the text is easy to read and understand. After reading through the tutorial, you should be familiar enough with FORTH to write some simple programs. With some persistence and a little trial and error, you should even be able to write more complicated programs. The tutorial is really designed to be used in conjunction with a more complete FORTH book, such as *Starting FORTH*. I bought this book when I got my first FORTH system in 1987 and it is still an indispensable part of my FORTH library.

The FORTH Demo

I mentioned in the beginning of this review that BDS Software has a demonstration version of the foundation disk available. This is an almost complete version of the foundation disk. The only words that are missing are the words that access the disks, so you can write programs, but you

can't save them or read other programs from the disk. It also includes a good portion of the FORTH tutorial described above. If you are unfamiliar with FORTH but are interested in seeing what it is like, this is good way to go. The \$3 BDS charges is a great bargain and the demo is also available from Delphi in the CoCo SIG.

Conclusion

Together the disks I have described form a good basic FORTH environment for both the novice and the experienced FORTH programmer. I can find only one thing missing in the system: There is very little error trapping, which makes the system remarkably easy to crash. (Note, however, that the lack of error trapping is part of the reason why *CF83 Forth* is so fast.) While it is traditional to make the programmer responsible for most aspects of error control, a little more error trapping would be helpful. Almost any disk error causes the system to either crash completely or to lock up. This may also cause the data on your disks to be corrupted, so as the manuals suggest, you should back up your disks often. This should not really deter someone from purchasing the products since you can do similar things in both BASIC and Assembler if you are not careful. One of the first things I learned about computers was where the Reset and the On/Off switches were.

I would like to say that while FORTH is a little harder to learn than BASIC, it is much faster and more powerful than BASIC. It is also much easier to learn than Assembler and for most applications just as fast or nearly so. Overall the program and the environment are of good quality, and I recommend them for anyone who wants to learn a powerful new language or anyone who already knows FORTH and wants to write some applications for the CoCo. I am already looking forward to reviewing the other modules as they become available.

(BDS Software, P.O. Box 485, Glenview, IL 60025-0485, 708-998-1656; FORTH-83 foundation disk, \$17; Block Editor, \$18.75; Technical Reference Manual, \$17.25; FORTH Tutorial, \$16; FORTH Demo, \$3)

— Chris Hyde

Utility


OS-9 Level II

Tools II

Microware's OS-9 is a very powerful multitasking operating system. Unfortunately it's not very user-friendly. To new

star

Printers of Choice



star	NX-2420 RAINBOW	NX-2420 MULTIFONT	NX-1001 MULTIFONT	NX-1020 RAINBOW
#Pins	24	24	9	9
Speed	222CPS	222CPS	180CPS	225CPS
Fonts	5 LQ 2 DRAFT 14 OPTIONAL	5 LQ 2 DRAFT 14 OPTIONAL	4 NLQ 2 DRAFT	4 NLQ 2 DRAFT
Graphics	9 MODES	9 MODES	7 MODES	7 MODES
Buffer	30K	7K	4K	16K
Color	Yes	No	No	Yes
Warranty	2 Yr.	2 Yr.	2 Yr.	2Yr.
System Package including the Blue Streak and Software Support Disk.	\$349⁹⁵ + \$15 Shipping & Insurance	\$289⁹⁵ + \$15 Shipping & Insurance	\$188⁸⁸ + \$10 Shipping & Insurance	\$239⁹⁵ + \$10 Shipping & Insurance

The Smallest, Sleekest, Fastest Serial To Parallel Converter You Can Buy!

7 Switchable Baud Rates

300 • 600 • 1200 • 2400 • 4800 • 9600 • 19200

Use this "smart" cable to connect a Centronics parallel printer to any version CoCo or use it to improve performance of your current printer. The cables are long-life, high quality shielded cables with moulded plugs for extra durability.

\$39⁹⁵
+ \$2 Shipping

Powered version add \$6.00



Software Support Disk \$19⁹⁵

(free with purchase of printer)

TYPE SELECTION/ TUTORIAL
Online instructional program that will select 24 special features of your printer or display methods to incorporate them into your programs.

SUPER GEMPRINT
Will transfer a Pmode 0, 1, 3, or 4 picture screen to printer 8"x11" hardcopy. Black/white, white/black or grey level shading for color.

HI-RES SUPER GEMPRINT
Disk software that will transfer a Hscreen 1, 2, 3, or 4 picture screen to printer. Grey level shading for color.

COLOR SUPER GEMPRINT
Transfers color screens to Color NX-1020 8"x11" hardcopy in any Pmode or Hscreen mode.

Order Your System Today... Call (513) 885-5999

DAYTON ASSOCIATES of W.R. Hall, INC.
9644 Quailwood Trail • Spring Valley, Ohio 45370

Visa & Mastercard Accepted within the continental U.S. and Canada, Ohio residents add 6.5% sales tax COD add \$4.00

All Dayton Associate's products have a 30 day moneyback guarantee.

Shipping charges to Canada, P.R., HI, AK, APO, FPO are double. Triple charge to all other countries. Price and Specifications are subject to change without notice.

Submitting Material To Rainbow

Contributions to THE RAINBOW are welcome from everyone. We like to run a variety of programs that are useful, helpful and fun for other CoCo owners.

WHAT TO WRITE: We are interested in what you want to tell our readers. We accept for consideration anything that is well-written and has a practical application for the Tandy Color Computer. If it interests you, it will probably interest lots of others. However, we vastly prefer articles with accompanying programs that can be entered and run. The more unique the idea, the more the appeal. We have a continuing need for short articles with short listings. These are especially appealing to our many beginners.

FORMAT: Program submissions must be on tape or disk, and it is best to make several saves, at least one of them in ASCII format. We're sorry, but we do not have time to key in programs and debug our typing errors. All programs should be supported by some editorial commentary explaining how the program works. We also prefer that editorial copy be included in ASCII format on the tape or disk, using any of the word processors currently available for the Color Computer. Also, please include a double-spaced printout of your editorial material and program listing. Do not send text in all capital letters; use upper- and lowercase.

COMPENSATION: We do pay for submissions, based on a number of criteria. Those wishing remuneration should *so state* when making submissions.

For the benefit of those wanting more detailed information on making submissions, please send a self-addressed, stamped envelope (SASE) to: Submission Guidelines, THE RAINBOW, The Falsoft Building, P.O. Box 385, Prospect, KY 40059. We will send you comprehensive guidelines.

Please do not submit material currently submitted to another publication.

users (and even some not so new), its cryptic error messages and complexity are sometimes overwhelming. This can be discouraging and very frustrating. *Tools II* from CoCoPRO! does a good job of making the OS-9 environment a little friendlier and easier to use.

Tools II is a collection of 27 utilities that make the time you spend on your CoCo 3 more productive and more enjoyable. The utilities should work on a 128K system, but to get the most out of the them you should have at least 256K. The utilities included allow you to manipulate windows and files, change the text in ASCII files, schedule processes and make your procedure files more powerful and flexible.

One of the nicest features of the package is the inclusion of three install procedure files. You simply run the procedure file fitting your system. Procedure files are provided for single- and dual-floppy drives, and hard drive systems. The procedure file copies the utilities from the original distribution disk to the CMDS directory of your system disk. This is a feature found with many MS-DOS and Macintosh programs and one of the reasons their programs can be installed easily. It is good to see this trend moving into the OS-9 community. If you want, you can manually copy the utilities to *any* directory or directories.

While it would take too much space to describe and discuss all 27 utilities, I will highlight seven I found most useful or interesting. The first utility is *select*. *select* simply makes the specified window the current window. This is similar to pressing the CLEAR key until the desired window is displayed. The advantage of this command is that it can be used from within a procedure file, so you can create several windows and select the one you want displayed. While the command `display 1B 21 >/window` performs the same function, *select* is much easier to remember.

Next is *wmenu*, which allows you to create a menuing interface for OS-9. While it's not a point-and-click interface, it does use hot keys, so option selection is quick and easy. The program uses text files created by the user to tell it what options to display and what to do when certain options are selected. With this program and a text editor you can build a fairly extensive menuing environment for OS-9. This includes running programs, such as a word processor, from a menu and calling other menus. With the help of a knowledgeable OS-9 user to build the menu files, a novice could be using and enjoying the power of OS-9 fairly quickly and with fewer initial problems.

There is, however, one small problem with *wmenu*. I found that it would display the menu on top of a just completed directory

listing or the last page of a listed file without giving the user enough time to read what's on the screen. This is annoying, but can be avoided by using an undocumented utility included on the *Tools II* disk. The utility's name is *pse* and it simply prints a prompt

Tools II does a good job of making the OS-9 environment a little friendlier and easier to use.

and pauses the display until another key is pressed. In this way the menu is displayed after the user presses a key. The utility is not copied by the install procedure files so if you intend to use it, you will have to copy it into the CMDS directory yourself. *pse* is a version of the pause command provided with the original *Level II Tools* package.

If you've tried to backup two disks that were formatted differently, say a 35-track, single-sided disk to a 40-track, double-sided disk, you've found *backup*'s limitation. While you can get around this with *dsave*, the command line can get fairly complicated. With the *bak* utility included in *Tools II* you can do this easily, and like *dsave*, you can copy only those directories you want or an entire disk. Unlike *dsave*, *bak* checks the file dates of both the source file and the destination file (if it exists). If the source file is newer than the destination file, *bak* overwrites the destination file; otherwise it does not copy the file. This should save time if you periodically backup your data disks.

The next two utilities are very useful for systems with hard drives, though they can

be used on floppy-based systems as well. If you've ever searched through directory listings for a file, `find` is for you. `find` searches a hard drive or any portion of it for a filename and tells you in which directory it is located. It also accepts wildcard characters, so you don't have to remember the exact name of the file. I should warn you that it is not very fast, so if you are searching a hard drive, you may want to get a cup of coffee and a snack while it searches.

If you are tired of entering long pathnames to move around your hard drive, `go` is the answer to your prayers. `go` uses short aliases to change directories. It uses a file to store the names of the aliases and the complete pathlists to the directory for each alias. `go` builds this file for you or you can build it using a text editor. As an example, you can tell `go` that `c_sources` is the alias for the directory `/h0/PROGRAMS/SOURCES/0`. You can type `go c_sources` and the current data directory is changed.

Next is `gsar` (global search and replace), which is one of the file-conversion utilities. It replaces any text you specify in a file with almost any other text you want. For example you could type a form letter using `c_name` in place of the customer's name. You could then run `gsar` to replace `c_name` with the name of a customer and print the letter. You could then replace the customer's name with another, print the letter again and continue in this way until you've gone through your customer list. While this is not as fast or as easy to use as a mail-merge program, it serves the purpose and is also more versatile.

The last utility I'll mention is one that has a lot of potential. It is also one that I've been waiting to see for a long time. It is called `demon` and is a complete and easy-to-use background task manager. What it does is sit in the background and periodically check its list of scheduled processes to see if one needs to be run. If it is time to run one, it runs it and continues as before. It runs just about any program you want, on the date and at the time you specify. This type of program is used extensively in the UNIX world, and there are many uses for it in the OS-9 world as well. Its usefulness is limited only by your imagination and your CoCo's hardware.

The accompanying manual was complete but had one major error and a few minor typos. The major error in the manual is in the documentation for `wmenu`. In the command syntax it states that the `-c` option clears the screen before the menu is displayed. This is not the case: Using the `-c` option on the command line turns off screen clearing. It also says that the `-m` option closes the overlay window on which the menu is displayed before the options are

run. Just the opposite is true — using this option does not close the overlay, and the options run in the overlay window. These two options are actually defaults for `wmenu`, and using the `-c` or `-m` options turns them off. Also in error are the examples of specifying options on the command line for `wmenu`. The options are not indented as the text specifies and the program requires.

All of the programs in *Tools II* are designed to run with the stock OS-9 Shell and the utilities included on the original Level II disk. While they work with most of the replacement utilities available, there may be some minor incompatibilities. I used all of the utilities in the package with both the stock Shell and *Shell+* (by Ron Lammardo) and only `fconvert` had some problems with *Shell+*. *Shell+* seems to strip characters (such as `%` and `-`) from the command line. But you can use the ASCII values instead, and this is only a minor inconvenience. Another problem is that `bak` does not work correctly with Jamie Wilmoth's `cp` utility. These problems should not reflect badly on the programmer however, since there are a large number of replacement utilities available and some incompatibilities between programs is inevitable.

Dave Myers of CoCoPRO! was very helpful with the problems I had, and I find him to be very friendly and open to suggestions about improving the utilities. This friendly and open attitude is common among CoCo vendors and is one of the reasons I enjoy working with the CoCo community so much. The errors in the manual will be corrected in the next edition and the `pse` utility will be fully documented as well. Dave Myers told me the next edition of the manual should be ready by the time you read this. Overall the programs and documentation are very good. The problems I found with the package are relatively minor and do not prevent me from recommending *Tools II*. The price is extremely reasonable for everything you get, and I look forward to dealing with Dave and CoCoPRO! in the future.

(CoCoPRO!, 1334 Byron, Ypsilanti, MI 48198; (313) 481-3283; \$34.95)


— Chris Hyde

Game	CoCo 3
------	--------

Gems

Gems, a new action arcade game similar to the popular PC hit *Tetris*, runs on your CoCo 3 and requires a disk drive. *Gems*

features four to six different object shapes that fall from the top of the screen. The object of the game is to match the various shapes and colors either horizontally, vertically or diagonally. When you get a match, all adjacent *gems* (objects) vaporize and disappear, thus increasing your score. At unexpected times, a unique, universal gem will fall and vaporize all of the gems on the screen matching the first color it strikes. Although you can't rotate the falling gems horizontally, you can rotate the vertical pattern as they fall. You can also move



them from right to left and cause them to fall into the column of your choice.

There are three skill levels and 10 play levels. The various objects you can select for play include gemstones, card suits, dice, and squares. These shapes coupled with color combinations make for exciting play and numerous ways of making matches. As play progresses within a level, the speed with which the objects fall increases, thus making split-second decisions more difficult. The next pattern of gems is shown on the screen so you can plan ahead on your next move. Your score is continually displayed on the screen, and the top 10 players' names are shown after each game.

Game play is controlled with either the keyboard arrow keys or a joystick. Both worked equally well for me, and I was surprised at the ease of play while using the arrow keys. *Gems* can also provide stereo sound effects when used with an Orchestra-90 CC cartridge plugged into a Multi-Pak interface.

Gems is fun to play, and I enjoyed the simple theme. The graphics are colorful, sharp and vivid. Instructions are provided on a two-page sheet, but you don't really need them to play the game. I liked *Gems* and am sure you will too.

(Eversoft Games, Ltd., P.O. Box 3354, Arlington, WA 98223-3354, 206-653-5263; \$24.95 plus \$2.50 S/H)

— Robert Gray

The following products have recently been received by THE RAINBOW, examined by our magazine staff and issued the Rainbow Seal of Certification, your assurance that we have seen the product and have ascertained that it is what it purports to be.

CheckBook+ OS-9, is a checkbook balancing program for the CoCo 3 with a disk drive and OS-9. Features pull-down/mouseable menus; a pop-up calculator; the ability to graph by the month using bar-, line- or pie-graphs; and various sorting utilities. A Disk BASIC version is also available. *Sub-Etha Software, P.O. Box 152442, Lufkin, TX 75915, (409) 639-3842; \$24.95 plus \$2.50 S/H.*

Deluxe Terminal, a Disk BASIC terminal communications program for the CoCo 3 with a disk drive and a monitor capable of displaying 80-column text. Supports the serial I/O port up to 2400 bps, and the Deluxe RS-232 Pak and the Disto Serial I/O Board up to 9600 bps. Features a full text editor, X/Ymodem and ASCII file transfers, split-screen conference mode, programmable macro keys, and full disk support including multifile copy, kill, rename, format, archive and unarchive. It is compatible with ADOS. *CER-COMP Ltd., 5566 Richochet Avenue, Las Vegas, NV 89110, (720) 452-0632; \$34.95 plus \$4 S/H.*

Goodies Disk Two, a set of 13 utilities written in BASIC09 and assembly language. Includes a VMS-style E-mail system, a password setting utility, a label printer, a bulk disk copier, a Delphi forum-message reader, and several other utilities. The source code is provided, and the author encourages experimentation with the software. Requires a CoCo with a disk drive and OS-9. *The Warped Drive, 54 Martindale Drive NE, Calgary, AB T3J 2V4, Canada, (403) 280-8870; \$12, \$14 Cdn.*

MiniBanners OS-9 Version, allows you to print single- or multiple-line banners. Included with *MiniBanners* is a collection of more than 30 character styles to use for

your banners. Requires OS-9, a CoCo 3 and a disk drive. A Disk BASIC version is also available. *Sub-Etha Software, P.O. Box 152442, Lufkin, TX 75915, (409) 639-3842; \$19.95 plus \$2.50 S/H.*

MVBanner, a banner creator for your celebration needs. Features pull-down menus and pop-up windows, editing and saving of banner messages, configurable individual characters, two fonts, the ability to create images for banner use (20 images supplied), and onscreen viewing of completed banners. Requires a 256K minimum CoCo 3, OS-9 Level II, *Multi-View*, and an 80-column monitor. A mouse/joystick with Hi-Res adapter is recommended though not required. *ColorSystems, P.O. Box 540, 4616 Castle Hayne, Castle Hayne, NC 28429, (919) 675-2426; \$20.*

OS-9 Level 2 Game Pack, a collection of five popular games adapted for your CoCo

3. The games included are *CoCothello*, *CoCoYahtzee*, *KnightsBridge*, *Minefield*, and *Sea Battle*. Requires a 256K minimum CoCo 3, a disk drive, a single- or dual-button mouse or joystick (mouse highly recommended; keyboard mouse supported), and OS-9 Level II. *Multi-View* is not required for any of the games. *ColorSystems, P.O. Box 540, 4616 Castle Hayne, Castle Hayne, NC 28429, (919) 675-2426; \$34.95.*

Variations of Solitaire, a collection of five variations of the popular single-player card game. Variations included in this package are *Pyramid*, *Klondike*, *Spider*, *Poker*, and *Canfield*. Requires a 256K minimum CoCo 3, a disk drive, a single- or dual-button mouse or joystick (mouse highly recommended; keyboard mouse supported), and OS-9 Level II. *Multi-View* is not required for any of the games. *ColorSystems, P.O. Box 540, 4616 Castle Hayne, Castle Hayne, NC 28429, (919) 675-2426; \$34.95.*

The Seal of Certification is open to all manufacturers of products for the Tandy Color Computer, regardless of whether they advertise in THE RAINBOW.

By awarding a Seal, the magazine certifies the program does exist — that we have examined it and have a sample copy — but this does not constitute any guarantee of satisfaction. As soon as possible, these hardware or software items will be forwarded to THE RAINBOW reviewers for evaluation.

Advertisers Index

Burke & Burke	23	SoftSector	33	T & D Software	43
Cer-Comp, Ltd.	5	Sundog Systems	49	Trading Post	35
Cer-Comp, Ltd.	49	Sundog Systems	IFC	Zebra Systems	25
CoCoPro!	19	T & D Software	13		
Computer Plus	BC				
Dayton Associates					
of W.R. Hall, Inc.	45				
Delphi	IBC				
Eversoft Games, Ltd	23				
Granite Computer Systems	31				
Hawksoft	15				
JWT Enterprises	35				
MV Systems	15				
NRI	11				
Owl-Ware	8				
Owl-Ware	9				
PCM Magazine	41				
Rainbow Back Issues	17				
Rainbow Binders	37				
Rainbow Bookshelf	27				
Rainbow on Tape and Disk	50				
Rick's Computer Enterprise	31				



Call:
Kim Lewis
Advertising Representative

Call:
Belinda Kirby
Advertising Representative

The Falsoft Building
9509 U.S. Highway 42, P.O. Box 385, Prospect, KY 40059
(502) 228-4492 • FAX (502) 228-5121

We appreciate your mentioning THE RAINBOW when you contact these advertisers.

Deluxe Terminal V1.0

A Completely New and Easy to use Terminal Program designed specifically for the CoCo III.


With advanced features you would expect to find only in Hi-Priced MS-Dos programs. It has a 26 Entry Phone Directory with complete Configuration information for Communications and Automatic Logon. It supports the Serial I/O port up to 2400 baud, Deluxe & Modem Pak and the Disto Serial I/O board up to 9600 baud. It has a Full Screen Text Editor, X/Y Modem and ASCII file transfer support, Split Screen Conference Mode, Programmable Macro Keys, Full Disk Support including Multifile Copy, Kill, Rename, Arcive, Un-Arcive and Disk Initialize and it is completely compatible with ADOS. It allows complete customization of Display Colors, Printer & Serial Communications, Drive Step Rates and Directory Sorting preference. It requires a 128K Coco III, 1 Disk drive and an 80 Column display. **Special Introductory price of \$34.95**

To order by VISA, MASTERCARD or COD
Call Toll Free 1-800-383-8529


(Monday thru Saturday, 8am to 5pm PST).

To order by mail, send check or money order for the amount of the program plus \$4.00 for shipping and handling to :

Cer-Comp Ltd.
5566 Ricochet Avenue
Las Vegas, NV 89110
702-452-0632



KYUM-GAI TO BE NINJA




Kyum-Gai: to be Ninja (OS-9 Version) is the culmination of a project started almost a year ago. The talents of Glen R. Dahlgren (RS-DOS game writer for Sundog Systems), Kevin Darling (a legend for his work in OS-9), and Eddie Kuns (author of KBCorn) have been pooled to create a masterpiece of game software under the OS-9 operating system. Fast martial arts action with outstanding graphics, great digitized sound effects, and incredible animation are featured in this arcade game, all in the OS-9 environment.

Always wanted to play the great CoCo 3 games but didn't want to sacrifice your OS-9 features? *Multitask while playing Kyum-Gai. Have multiple Kyum-Gai's running in memory. Don't worry about switching windows, because Kyum-Gai: OS-9 auto-pauses, to wait for your return.*

Put simply, this is an unprecedented piece of software for the CoCo; a landmark game sure to be a major part of the Color Computer history. Don't miss out on this game!
Req. \$12K CoCo III with OS-9 Level 2 and joystick. \$29.95

VISA, Mastercard, Money Order, and COD (USA only, please) accepted. All foreign orders must be sent in US currency Money Orders. Include \$2.50 for shipping in USA and Canada, \$5.00 Foreign. \$3.00 extra for COD orders. VA residents please add 6% sales tax. Dealer inquiries welcome. Authors: we're looking for new software!



P.O. Box 766
Manassas, VA 22111
(703) 330-8989

RELIEF



Subscribe to these convenient services and receive each month's programs in a ready-to-run form. No more long tedious hours wasted typing! No more red eyes and sore fingers! All you do is load and run, using the current issue of THE RAINBOW as documentation.

OS-9 programs are available too! One side of the RAINBOW ON DISK is formatted for the OS-9 operating system (OS-9 programs cannot be put on tape) so you can get all the great programs in the magazine.

A one-year subscription to THE RAINBOW and RAINBOW ON TAPE is only \$91 in the U.S., \$108 in Canada, \$153 foreign surface rate and \$188 foreign airmail.

A one-year subscription to THE RAINBOW and RAINBOW ON DISK is only \$115 in the U.S., \$138 in Canada, \$183 foreign surface rate and \$218 foreign airmail. U.S. currency only.



Back issues of both RAINBOW ON TAPE and RAINBOW ON DISK are also available! (see our back issue ad in this issue)

RAINBOW ON TAPE back issues are available beginning with the April 1982 issue. A single copy of RAINBOW ON TAPE is \$10 within the U.S., \$12 in all other countries. The annual subscription for RAINBOW ON TAPE is \$80 within the U.S.; \$90 in Canada; and \$105 for all other countries. U.S. currency only.

RAINBOW ON DISK back issues are available beginning with the October 1986 issue. A single copy of RAINBOW ON DISK is \$12 within the U.S., \$14 in Canada, \$16 in all other countries. The annual subscription for RAINBOW ON DISK is \$99 within the U.S.; \$115 in Canada; and \$130 for all other countries. U.S. currency only please.

Subscribe today and start enjoying THE RAINBOW and your CoCo the easy way, without the fuss!

and Save Money Too!

Yes! Sign me up for a joint 1-year subscription (12 issues) to:

THE RAINBOW and Rainbow on Tape
 New Renewal (attach labels)

THE RAINBOW and Rainbow on Disk

Name _____
Address _____
City _____
State _____ Zip _____

My check in the amount of _____ is enclosed.
charge to: VISA MasterCard American Express
Account Number _____
Expiration Date _____ Signature _____

Use our convenient subscription envelope inserted in this magazine. For credit card orders call (800) 847-0309, 9a.m. to 5 p.m. EST. All other inquiries call (502) 228-4492

* Payment must accompany order, we do not bill. U.S. currency only, please. Kentucky residents add 6% sales tax; Canadian residents, 7% GST. Please allow 6 to 8 weeks for delivery of first copies. All subscriptions begin with the current issue.

Please note: While group purchases of RIANBOW ON TAPE and RAINBOW ON DISK are permitted (and multiple subscriptions are even discounted, if purchased in one order from a club), no license to make copies is conveyed or implied. Unauthorized copying of any copyright product is strictly illegal.

Being Online Never Felt So Fine



Free to Explore — Discover a worldwide community on DELPHI. Download from thousands of programs for your PC. Join groups for nearly every type of computer and many other special interests. Participate in discussions with other members in conference and message forums. Challenge your skills in lively multi-player games.

Free to Choose — Choose from two low-cost membership options: \$6 an hour or \$1 an hour with the 20/20 Advantage Plan!*

Free Hour — Join DELPHI today and your first \$5.95 fee will be waived. This means you'll receive a membership and your first evening/weekend hour of use for free.

Free to Decide — With DELPHI there's no risk. Take an hour to explore and if you decide DELPHI is not for you, simply contact Member Services and request your account be cancelled.

* Rates apply for evening and weekend access via Tymnet from within the mainland U.S. DELPHI's Basic Plan is \$5.95/month including the first hour of use. The 20/20 Advantage Plan is \$20/month including the first 20 hours of use. There is also a \$19 entry fee for members who choose the 20/20 option.

Now featuring
"Custom Forums!"

Create Your Own Online Network

Announcing "Custom Forums" on DELPHI. Having one is like running your own personal network. As the forum host, you'll control who has access to your personal message area. Discussions can be limited to a few members or open to thousands. You can create a custom forum for your family, your business, or for any group of people sharing a common interest. Join DELPHI and start your own online network today!

Your first hour is
FREE
Sign on now!

Dial 1-800-365-4636 (by modem)
When connected, press RETURN.

At Password: enter RB23

Questions? Call 1-800-695-4005 (voice)

DELPHI

The online service
with personality

From Computer Plus to YOU ...


PLUS after PLUS after PLUS




Tandy 1100 FD \$559*
Tandy 102 32K \$319*
Tandy WP-2 \$219*



Tandy 2500 SX \$999.00
Tandy 4020 SX \$1499




Tandy 1000 RL \$439
Tandy 1000 TL/3 \$429*



DMP-135 \$210*



Color Computer Disk Drive
Drive 0 \$239 Drive 1 \$149



TandyFax 1010 \$469*

BIG SAVINGS ON A FULL COMPLEMENT OF RADIO SHACK COMPUTER PRODUCTS

COMPUTERS

Tandy 1000 RLX HD with VGM-220	1099.00 *
Tandy 1110 HD 1 Drive 640K	1019.00
Tandy 1800 HD 1 Drive 1 Meg RAM	1179.00 *
Tandy 1000 RL HD with WCM-5	659.00 *
Tandy 1100 FD 1 Drive 640K	559.00 *

PRINTERS

Tandy DMP-136 213 CPS	239.00
Tandy DMP-302 270 CPS	469.00
Tandy DMP-202 180 CPS	299.00
Tandy DMP-442 300 CPS	539.00
Tandy LP-950 Laser Printer	1299.00
Tandy DMP-240 192 CPS 8 color	399.00
Panasonic KXP 1180 192 CPS	189.00 *
Panasonic KXP 1123 24 Wirehead	259.00 *
Panasonic KXP 1124 i300 CPS	329.00
Okidata 320 300 CPS	369.00
Okidata 380 180 CPS 24 Wire HD	239.00
OKI Laser 400 4PPM	699.00 *

MODEMS

Tandy DCM-6	52.00
Tandy DCM-7	85.00
Cardinal 1200 Baud External	99.00
Cardinal 2400 Baud	129.00

COLOR COMPUTER MISC.

Tandy Drive Controller	89.00 *
Extended Basic Rom Kit (28 pin)	19.95
64K Ram Upgrade Kit (2 or 8 chip)	39.00
Tandy Deluxe Keyboard Kit	24.95
HI-RES Joystick Interface	8.95
Color Computer Deluxe Mouse	44.00
Multi Pak Pal Chip for COCO 3	14.95
COCO 3 Service Manual	29.95
Serial to Parallel Converter	59.95
Tandy Deluxe Joystick	19.95
Magnavox 8135 RGB Monitor	299.00
Magnavox Green or Amber Monitor	99.00
CoCo 3 Game Chip	29.95
Tandy Pistol Grip Joystick	26.95
PBJ OK COCO 3 Upgrade Board	29.95
PBJ 512K COCO 3 Upgrade	89.00
Tandy OK COCO 3 Upgrade Board	39.95
Tandy 512K COCO 3 Upgrade	99.00 *

COLOR COMPUTER SOFTWARE

The Wild West (COCO 3)	TAPE	DISK
Worlds of Flight	34.95	34.95
Mustang P-51 Flight Simul.	34.95	34.95
Flight 16 Flight Simul.	34.95	34.95

Tandy Educational Software	2.00
Spinnaker Software	2.00
Max 10 by Colorware	79.95
AutoTerm by PXE Computing	29.95 39.95
TW-80 by Spectrum (COCO 3)	39.95
TeleWriter 64	49.95 59.95
TeleWriter 128	79.95
Elite Word 80	79.95
Elite Calc 3.0	69.95
CoCo 3 512K Super Ram Disk	19.95
Home Publishing by Tandy (CoCo 3)	35.95
Sub Battle Sim. by Epyx (CoCo 3)	26.95
Thexder by Sierra (CoCo 3)	22.45
Kings Quest III by Sierra (CoCo 3)	31.45
Flight Sim. II by SubLogic (CoCo 3)	31.45
OS-9 Level II by Tandy	71.95
OS-9 Development System	89.95
Multi-View by Tandy	44.95
VIP Writer (disk only)	69.95
VIP Integrated Library (disk)	149.95

Prices are subject to change without notice. Please call for shipping charges. Prices in our retail store may be higher. Send for complete catalog.

*Sale prices through 1-31-92

**CALL TOLL FREE
1-800-343-8124**

- **LOWEST POSSIBLE PRICES**
- **BEST POSSIBLE WARRANTY**
- **KNOWLEDGEABLE SALES STAFF**
- **TIMELY DELIVERY**
- **SHOPPING CONVENIENCE**



computer plus

P.O. Box 1094
480 King Street
Littleton, MA 01460 **SINCE 1973**

IN MASSACHUSETTS CALL (508) 486-3193