

Just for your
Tandy Color
Computer 1, 2 and 3

April 1989

Canada \$4.95 U.S. \$3.95

The RAINBOW

THE COLOR COMPUTER MONTHLY MAGAZINE

The Thrifty CoCo

Monitor Interest Dividends

Track Credit Card Balances
and Transactions

Create Personalized
Customer Invoices
and Labels

Print Telephone
Message Pads

Congress
Updates
Copyright Law

Plus: A Buyer's Guide to Word Processors
and a Program to Help You Make
the Right Choice



Still pounding away at that keyboard?



Save Time and Money with a Combination Subscription!

SAVE up to 19%

when you buy a joint subscription to the magazine and either RAINBOW ON TAPE or RAINBOW ON DISK! A one-year subscription to THE RAINBOW and RAINBOW ON TAPE is only \$91 in the U.S., \$108 in Canada, \$153 foreign surface rate and \$188 foreign airmail. A one-year subscription to THE RAINBOW and RAINBOW ON DISK is only \$115 in the U.S., \$138 in Canada, \$183 foreign surface rate and \$218 foreign airmail.*

Every month, these convenient services bring you as many as 24 ready-to-run programs. Using the current issue of THE RAINBOW as documentation, all you have to do is load and run them. A one-year combination subscription to THE RAIN-

BOW and RAINBOW ON TAPE or RAINBOW ON DISK give you more than 230 new programs! The typing time you save can be spent enjoying your CoCo!

RAINBOW ON TAPE For No-Fuss Fun

Back issues of RAINBOW ON TAPE are available beginning with the April 1982 issue. A single copy of RAINBOW ON TAPE is \$10 within the United States; U.S. \$12 in all other countries. The annual subscription rate for RAINBOW ON TAPE is \$80 within the U.S.; U.S. \$90 in Canada; and U.S. \$105 for all other countries.*

RAINBOW ON DISK Offers OS-9 Programs

In addition to all the programs offered on tape, part of one side of RAINBOW ON DISK is formatted for the OS-9 operating system. That means you can now get all the OS-9 programs from the magazine — programs that cannot be put on tape. Back issues of RAINBOW ON DISK are available beginning with October 1986. Subscriptions to RAINBOW ON DISK are \$99 a year in the U.S. Canadian rate is U.S. \$115. All other countries, U.S. \$130. Single copy rate is \$12 in the U.S.; U.S. \$14 in Canada; and U.S. \$16 in all other countries.*

To order by phone (credit card orders only), call (800) 847-0309, 8 a.m. to 5 p.m. EST. All other inquiries call (502) 228-4492.

Look for our envelope located between pages 66 and 67 for ordering individual subscriptions to THE RAINBOW, RAINBOW ON TAPE and RAINBOW ON DISK.

YES! Sign me up for a joint 1-year subscription (12 issues) to:

- THE RAINBOW and RAINBOW ON TAPE
- THE RAINBOW and RAINBOW ON DISK
- NEW RENEWAL (attach labels)

Name _____

Address _____

City _____ State _____ ZIP _____

Payment Enclosed (*payment must accompany order)
Charge: VISA MasterCard Am. Express
Account Number _____


Signature _____ Exp. _____

*U.S. currency only, please. In order to hold down costs, we do not bill. Kentucky residents add 5% sales tax. Please allow 6 to 8 weeks for delivery of first copies. Joint subscriptions to THE RAINBOW and RAINBOW ON TAPE or RAINBOW ON DISK begin with the current issue.


Please note: While group purchases of RAINBOW ON TAPE and RAINBOW ON DISK are permitted (and multiple subscriptions are even discounted, if purchased in one order from a club), no license to make copies is conveyed or implied. Yes, your group may even purchase a subscription to our disk/tape services, but such purchase in no way authorizes that any copies be made of that original disk/tape. Specifically, this means that the original disk/tape itself may indeed be kept in a club library for use by members. However, a group purchase does not entitle club members, individually or as a group, to copy that disk/tape.

Unauthorized copying of any copyright product is strictly illegal. The copyright (right to make copies) is in no way conveyed in the purchase transaction.


From Computer Plus to YOU ...
PLUS after **PLUS** after **PLUS**




Tandy 1400 LT \$1129*
 Tandy 102 32K \$439
 Tandy 200 24K \$429*




Color Computer 3
 w/128K Ext. Basic \$159




Tandy 1000 SL \$689
 Tandy 1000 TL \$969



DMP-132 \$289



Color Computer Disk Drive
 Drive 0 \$179* Drive 1 \$149



TandyFax \$1029

BIG SAVINGS ON A FULL COMPLEMENT OF RADIO SHACK COMPUTER PRODUCTS

COMPUTERS

Tandy 1000 HX 1 Drive 256K	439.00*
Tandy 1000 TX 1 Drive 640K	799.00*
Tandy 3000 NL 1 Drive 512K	1279.00
Tandy 4000 1 Drive 1 Meg. Ram	1959.00
Tandy 5000 MC 2 Meg. Ram	3799.00

PRINTERS

Radio Shack DMP-106 80 CPS	169.00
Radio Shack DMP-132 120 CPS	289.00
Radio Shack DMP-440 300 CPS	499.00*
Radio Shack DWP-230 Daisy Wheel	349.00
Tandy LP-1000 Laser Printer	1899.00
Star Micronics NX-1000 144 CPS	199.00
Star Micronics NX-1000 Rainbow	269.00
Panasonic KXP 1180 192 CPS	249.00
Panasonic KXP 1194 240 CPS	299.00
Panasonic KXP 1124 192 CPS	399.00
Okidata 320 300 CPS	369.00
Okidata 390 270 CPS 24 Wire Hd	515.00
NEC Pinwriter P-2200 170 CPS	399.00

MODEMS

Radio Shack DCM-6	39.95*
Radio Shack DCM-7	85.00
Practical Peripheral 2400 Baud	229.00
Practical Peripheral 1200 Baud	149.00

COLOR COMPUTER MISC.

Radio Shack Drive Controller	99.00
Extended Basic Rom Kit (28 pin)	14.95
64K Ram Upgrade Kit (2 or 8 chip)	39.00
Radio Shack Deluxe Keyboard Kit	24.95
HI-RES Joystick Interface	8.95
Color Computer Deluxe Mouse	44.00
Multi Pak Pal Chip for COCO 3	14.95
PBH Converter with 64K Buffer	119.00
Serial to Parallel Converter	59.95
Radio Shack Deluxe Joystick	26.95
Magnavox 8515 RGB Monitor	299.00
Magnavox Green or Amber Monitor	99.00
Radio Shack CM-8 RGB Monitor	249.00
Radio Shack VM-4 Green Monitor	99.00
PBJ 0K COCO 3 Upgrade Board	19.95
PBJ 512K COCO 3 Upgrade	CALL
Tandy 0K COCO 3 Upgrade Board	24.95
Tandy 512K COCO 3 Upgrade	CALL

COLOR COMPUTER SOFTWARE

	TAPE	DISK
The Wild West (CoCo3)		25.95
Worlds Of Flight	34.95	34.95
Mustang P-51 Flight Simul.	34.95	34.95
Flight 16 Flight Simul.	34.95	34.95

COCO Util II by Mark Data	39.95
COCO Max III by Colorware	79.95
Max 10 by Colorware	79.95
AutoTerm by PXE Computing	29.95 39.95
TW-80 by Spectrum (CoCo3)	39.95
TeleWriter 64	49.95 59.95
TeleWriter 128	79.95
Elite Word 80	79.95
Elite Calc 3.0	69.95
CoCo 3 512K Super Ram Disk	19.95
Home Publisher by Tandy (CoCo3)	35.95
Sub Battle Sim. by Epyx (CoCo3)	26.95
Thexder by Sierra (CoCo3)	22.45
Kings Quest III by Sierra (CoCo3)	31.45
Flight Sim. II by SubLogic (CoCo3)	31.45
OS-9 Level II by Tandy	71.95
OS-9 Development System	89.95
Multi-View by Tandy	44.95
VIP Writer (disk only)	69.95
VIP Integrated Library (disk)	149.95

Prices are subject to change without notice. Please call for shipping charges. Prices in our retail store may be higher. Send for complete catalog

*Sale prices through 3/31/89

**CALL TOLL FREE
 1-800-343-8124**

- LOWEST POSSIBLE PRICES
- BEST POSSIBLE WARRANTY
- KNOWLEDGEABLE SALES STAFF
- TIMELY DELIVERY
- SHOPPING CONVENIENCE



**computer
 plus**

P.O. Box 1094
 480 King Street
 Littleton, MA 01460

SINCE 1973

IN MASSACHUSETTS CALL (508) 486-3193

RAINBOW


Table of Contents


April 1989
Vol. VIII No. 9




103


58
OS-9 Resistance
Dennis Skala
Once you get to know it, OS-9 is a great system

72
Two-Dimensional Rotation 
William P. Nee
Part X: Machine Language made BASIC

101
The Color Coordinator 
Bill Bernico
This program helps children develop good fashion sense

103 
Stretch it to the Limit
Mary and James Lamonica
Keep track of credit card balances and transactions

Features


18
Lil' Ole Interest, Revisited 
Duke Norris
Modifying an old favorite for use on the CoCo 3


26
Deciding What's Write For You
Staff
A comparative look at the word processors available on the CoCo market


118


41
Copyright Law Update
Edward Samuels
A significant change in the federal law

44
Invoice Innovation 
David L. Clapper
Create professional-looking invoices and labels to ship with customers' orders

52
Make a Note of It! 
William Souser
Print neat-looking telephone message pads

 The cassette tape/disk symbols beside features and columns indicate that the program listings with those articles are on this month's RAINBOW ON TAPE and RAINBOW ON DISK. Those with only the disk symbol are not available on RAINBOW ON TAPE. For details, check the RAINBOW ON TAPE and RAINBOW ON DISK ad on the inside front cover.

112
CoCo Tour 
Marc Gagnon
Surround your programs with this brightly-colored border

118 
Decisions, Decisions
Willis Stanley
Measuring those gut feelings

18



Novices Niche

- 79**
Pieces of the Pie
 Bill Bernico
- 80**
Who Ya Gonna Write
 Keiran Kenny
- 81**
An Uncommon View
 Kenneth R. Hill
- 82**
It'll Move You
 Timothy Dueck
- 82**
Today's Forecast
 Rick Cooper
- 83**
For the Birds
 Keiran Kenny

Rainbowtech

- 152**
Accessible Applications
 Richard A. White
Data Processing with BASIC09
- 143**
Barden's Buffer
 William Barden, Jr.
April foolishness and the pentomino contest winners
- 148**
KISSable OS-9
 Dale L. Puckett
In quest of new technology

Departments

- Advertisers Index** 160
- Back Issue Info** 107
- Corrections** 48
- Letters to Rainbow** 6
- One-Liners** 124
- One-Liner Contest Information** 74
- Racksellers** 158
- Rainbow Info** 14
- Rainbow Scoreboard** 86
- Received & Certified** . . . 142
- Scoreboard Pointers** . . . 88
- Submitting Material to Rainbow** 150
- Subscription Info** 76

Columns

- 64**
BASIC Training
 Joseph Kolar
Computer animation takes flight
- 84**
BASICally Speaking
 Bill Bernico
BASIC problems solved here
- 54**
CoCo Cosultations
 Marty Goodman
Just what the doctor ordered
- 50**
Delphi Bureau
 Don Hutchison
What's new on Delphi and the database report
- 92**
Doctor ASCII
 Richard Esposito
The question fixer
- 99**
Education Notes
 Steve Blyn
Break it up
- 10**
Print #-2,
 Lawrence C. Falk
Editor's Notes
- 96**
Turn of the Screw
 Tony DiStefano
Lights Out!
- 89**
Wishing Well
 Fred Scerbo
Measure your life in bits and bytes

Product Reviews

The Aussie Collection/The Public Domain Software Copying Company	128
DaVinci3/Owl-Ware	130
Ghost Hunters/SPORTSware	136
Ironsides and Crimson Sails/Softwar Technologies	138
Memory/RAM Electronics	132
Picture Puzzle/JR & JR Softstuff	137
Rupert Rythym/Game Point Software	140
Simply Better/Simply Better Software	134
Space Intruders/Game Point Software	135
Star NX-1000 Rainbow/Dayton Associates	126
Start OS-9/Kenneth Leigh Enterprises	140
Telepak/Orion Technologies	136
Tetris/Spectrum HoloByte	138
VIP Writer III, Version 2.0/SD Enterprises	132

THE RAINBOW is published every month of the year by FALSOFT, Inc., The Falsoft Building, 9509 U.S. Highway 42, P.O. Box 385, Prospect, KY 40059, phone (502) 228-4492. THE RAINBOW, RAINBOWfest and THE RAINBOW and RAINBOWfest logotypes are registered trademarks of FALSOFT, Inc. • Second class postage paid Prospect, KY and additional offices. USPS N. 705-050 (ISSN No. 0746-4797). POSTMASTER: Send address changes to THE RAINBOW, P.O. Box 385, Prospect, KY 40059. Authorized as second class postage paid from Hamilton, Ontario by Canada Post, Ottawa, Ontario, Canada. • Entire contents copyright © by FALSOFT, Inc., 1989. THE RAINBOW is intended for the private use and pleasure of its subscribers and purchasers and reproduction by any means is prohibited. Use of information herein is for the single end use of purchasers and any other use is expressly prohibited. All programs herein are distributed in an "as is" basis, without warranty of any kind whatsoever. • Tandy, Color BASIC, Extended Color BASIC and Program Pak are registered trademarks of the Tandy Corp. • Subscriptions to THE RAINBOW are \$31 per year in the United States. Canadian rates are U.S. \$38. Surface mail to other countries is U.S. \$68, air mail U.S. \$103. All subscriptions begin with next available issue. • Limited back issues are available. Please see notice for issues that are in print and their costs. Payment accepted by VISA, MasterCard, American Express, cash, check or money order in U.S. currency only. Full refund after mailing of one issue. A refund of 10/12ths the subscription amount after two issues are mailed. No refund after mailing of three or more magazines.

The Rainbow

Editor and Publisher
 Lawrence C. Falk

- Managing Editor** Jutta Kapfhammer
- Associate Editor** Sue Fomby
- Reviews Editor** Lauren Willoughby
- Submissions Editor** Tony Olive
- Copy Editor** Kelly Goff
- Technical Editors** Cray Augsburg, Ed Eilers
- Technical Assistant** David Horrar
- Editorial Assistants** Wendy Falk Barsky,
- Contributing Editors**
 William Barden, Jr., Bill Bernico, Steve Blyn, Tony DiStefano, Richard Esposito, Martin Goodman, M.D., Joseph Kolar, Dale Puckett, Fred Scerbo, Richard White
- Art Director** Heidi Maxedon
- Designers** Sharon Adams, Teri Kays, Denise Webb
- Typesetters** Linda Gower, Renee Hutchins

Falsoft, Inc.

- President** Lawrence C. Falk
- General Manager** Bonnie Frowenfeld
- Asst. General Mgr. for Finance**
 Donna Shuck
- Admin. Asst. to the Publisher**
 Sarah Levin
- Editorial Director** John Crawley
- Asst. Editorial Director** Judi Hutchinson
- Senior Editor** T. Kevin Nickols
- Director of Production** Jim Cleveland
- Chief Bookkeeper** Diane Moore
- Dealer Accounts** Judy Quashnock
- Asst. General Manager For Administration**
 Sandy Apple
- Word Processor Manager**
 Patricia Eaton
- Customer Service Manager**
 Beverly Bearden
- Customer Service Representative**
 Carolyn Fenwick
- Development Coordinator** Ira Barsky
- Chief of Printing Services** Melba Smith
- Dispatch** Paul Bauscher
- Business Assistants** Laurie Falk, Vivian Turbeville
- Chief of Building Security and Maintenance**
 Jessie Brooks
- Advertising Coordinator** Doris Taylor
- Advertising Representatives**
 Belinda Kirby, Kim Vincent
- Advertising Assistant** Debbie Baxter
 (502) 228-4492

For RAINBOW Advertising and Marketing Office Information, see Page 160

Cover illustration by Heidi Maxedon

BACK TALK

Editor:

Your editorial in the March 1988 issue of RAINBOW was intended to reassure the CoCo Community that the CoCo is alive and well. You pointed out that the CoCo is Tandy's hottest selling item and has outsold all other products for several years. Apparently Radio Shack business people here in Canada do not read your editorial with the same enthusiasm.

Two weeks prior to Christmas, Radio Shack stores in the Toronto area had a clearance sale of CoCo hardware and software. CoCo 3s were sold for \$95 and software at ridiculously low prices as well. Customers have been informed that items will not be restocked.

My son is left with a CoCo 3 from Christmas with no place to purchase a CM-8 monitor. Please offer me some reassurance that there is still hope for the CoCo.

*John W. Ivory
Scarborough, Ontario*

See Lonnie Falk's "Print #-2," on Page 10 of this issue.

What's All the Excitement About?

Editor:

I want to comment on Richard White's OS-9 memory discussion in the January 1988 issue [Page 152].

In discussing MS-DOS comparisons, it's interesting to note that the INTEL-8088 is segmented in much the same way as the GIME segmentation. But INTEL left out the DAT electronics. Most MS-DOS users don't know that the application software often handles the large-scale memory management. So what's all the excitement about? The point is, our operating system manages the memory, and since most programs are smaller in our systems than comparable MS-DOS systems, we rarely have to make special memory concessions. When necessary though, it's not inconvenient to multiple-load segments into other 64K-byte pages or make use of user memory RAM disks for large programs.

*Paul Pollock
(PAULBELL)
Sepulveda, California*

Foolish Pleasure?

Editor:

This letter concerns Don Hutchison's Database Report in the January 1989 issue. I have been very pleased in the past by the constructive articles found in the pages of RAINBOW, but I found a section of the

Database Report that, in my opinion, is destructive to the CoCo Community.

In this report Mr. Hutchison describes the RAINBOW CoCo SIG's constructing of a benign Trojan horse as playful and interesting but fails to mention the foolishness and consequences of such a project.

Mr. Hutchison condones the construction of a program that leads to the vandalization and destruction of other users' disks. The Macintosh Trojan horses are examples of this project's outcome.

For the sake of all CoCo users, I hope we will cease support of the project and, instead, reinforce our trust in programs offered by Delphi.

*Charles W. Blair
Brossard, Quebec*

See the following response from CoCo SIG Database Manager Don Hutchison.

Woe! Charles

Editor:

It was certainly not the intent of my column nor the RAINBOW CoCo SIG to support the creation of a harmful virus or Trojan horse program. In actuality, I was simply reporting what others were discussing in the CoCo SIG's Forum: the creation of a pseudo-virus program, i.e., one innocuous in nature. The ultimate goal of such pursuits would be increased knowledge of how to protect oneself from harmful virus programs.

We cordially invite you, Charles, to join us online on Delphi to support your position with those originally involved in the virus discussion: Steve Bjork, Art Flexser, Marty Goodman, Mike Ward and others. I'm sure that you will then understand that no one is supporting the creation of a dangerous virus or Trojan horse program.

*Don Hutchison
CoCo SIG Database Manager*

Help for Milton

Editor:

I have just discovered Marty Goodman's set of programs to transfer text files from the CoCo to MS-DOS in the July 1986 issue of RAINBOW.

After having successfully used them for the past two weeks, I remembered reading a request from Milton Simpson of Big Flats, New York, asking for help with this problem. Your reply was to suggest two programs from Microcom Software at \$79.95 and \$39.95.

If Milton has dual single-sided drives on his CoCo capable of accessing 40 tracks and at least one 5/4-inch drive to run on his 1000

SX, he might be interested in Marty's programs. After all, they are practically free for the asking. All it takes is a back issue of the magazine or RAINBOW ON TAPE or DISK. It would be beneficial, however, to have a copy of the issue for the documentation.

*John C. Schulz
Merritt Island, Florida*

HINTS AND TIPS

Editor:

Thank you for publishing Dr. Marty Goodman's hardware fix for FD-500 and FD-502 disk drives [October '88, Page 58]. Because of its importance I wish to restate the problem: When any drive is accessed, all drive motors should be running.

It seems, from our customers' feedback, that other brands of dual drives are also in need of the same wiring change described in Dr. Goodman's article. If users have more than a single disk drive, they should perform the following steps to see if the drives are wired properly:

1. Open all drive doors and remove all disks from the drives.
2. Turn the computer on, type DIR and press ENTER.
3. While the first drive motor is spinning, check to see that *all other* drive motors are spinning.

If all drive motors are spinning, then your disk drives are wired properly.

If only the first drive motor is spinning, then your other drives are improperly wired. Contact the store where you purchased the drives to have them repaired.

There seems to be another real potential for trouble using modified or different disk operating system (DOS) ROMs and doubled-sided drives set up as follows:

Drive 0 front as Drive 0; back as Drive 2.
Drive 1 front as Drive 1; back as Drive 3.

The trouble is a mis-read of data on the disk and seems to stem from the way the head position of each drive is kept track of. The DOS can use either a two- or four- byte head position table for this purpose.

The following BASIC program allows double-sided drive users to determine the way their DOS handles the drive table. Type it in and insert a scratch disk, formatted on both sides, into Drive 0 and run the program:

```
10 POKE 2430,0: 'DRIVE 0 HEAD POS  
20 POKE 2431,0: 'DRIVE 1 HEAD POS
```

RUNS ON
COCO 2 & 3



AUTOTERM

TURNS YOUR COLOR COMPUTER INTO THE

WORLD'S SMARTEST TERMINAL!



YOU'LL ALSO USE AUTOTERM FOR SIMPLE
WORD PROCESSING & RECORD KEEPING

EXTRA FEATURES ON COCO 3 DISK

80 char. screen, 2400 baud thru serial port,
95,000 to 475,000 character buffer.

EASY COMMUNICATION + WORD PROCESSING + TOTAL AUTOMATION

Full prompting and error checking. Step-by-step manual has examples. Scroll text backward and forward. No split words on screen or printout. Save, load, delete files while on line. Print, save all or any part of text. 300 or 1200 baud. All 128 ASCII characters. Works with D.C. Hayes or any modem. Screen widths of 32, 40, 42, 51, 64.

DISK VERSION SUPPORTS RS232 PAK, XMODEM and SPLIT SCREEN FOR PACKET RADIO.

Editing is super simple with the cursor. Find strings instantly too! Insert printer control codes. Specify page size and margins. Switch quickly between word processing and intelligent terminal action. Create text, correct your typing errors; then connect to the other computer, upload your text or files, download information, file it, and sign-off; then edit the receive data, print it in an attractive format, and/or save it on file. Compatible with TELEWRITER.

Advanced system of keystroke macros lets you automate any activity, such as dial via modem, sign-on, interact, sign-off, print, save. Perform entire session. Act as message taker. At start-up, disk version can automatically set parameters, dial, sign-on, interact, read/write disk, sign-off, etc. Timed execution lets AUTOTERM work while you sleep or play. No other computer can match your COCO's intelligence as a terminal.

Please hire the mentally retarded. They are sincere, hard working and appreciative. Thanks!

Phyllis.

CASSETTE \$29.95

DISKETTE \$39.95

Add \$3 shipping and handling
MC/VISA/C.O.D.

PXE Computing
11 Vicksburg Lane
Richardson, Texas 75080
214/699-7273

```
30 POKE 2432,0: 'DRIVE 2 HEAD POS
40 POKE 2433,0: 'DRIVE 3 HEAD POS
50 PRINT "INSERT SCRATCH DISK FOR
MATTED ON BOTH SIDES (DRIVE 0 AN
D2)"
60 PRINT "THEN PRESS ANY KEY"
70 A$=INKEY$:IF A$="" THEN 70
80 DIR0: 'READ DRIVE 0 DIRECTORY
90 DIR2: 'READ DRIVE 2 DIRECTORY
100 PRINT
110 IF (PEEK(2432)) = 17 THEN PR
INT "4 BYTE HEAD TABLE":END
120 IF (PEEK(2432)) = 0 THEN PR
INT "2 BYTE HEAD TABLE":END
```

The trouble seems to occur if a four-byte table is used with double-sided drives. The correct way to keep track of a double-sided disk drive's head is to have one byte per drive representing both sides, as opposed to two bytes per drive, one byte representing each side. Since the heads of a double-sided drive move together, they will each always be in the same position. Therefore, only one byte is needed to represent both heads.

If you have a four-byte head table, the following program will indicate if the mis-read trouble occurs with your DOS or not. Type it in, using the same procedure as above:

```
10 CLEAR 1000
20 PRINT "INSERT SCRATCH DISK FOR
MATTED ON BOTH SIDES (DRIVE 0 AN
```

```
D2)"
30 PRINT "THEN PRESS ANY KEY"
40 PRINT
50 A$=INKEY$:IF A$="" THEN 50
60 A$="READ OK!"
70 DSK0$ 2,17,1,A$,B$
80 A$="READ BAD!"
90 DSK0$ 2,0,1,A$,B$
100 DSK1$ 2,4,1,A$,B$
110 DSK1$ 0,1,1,A$,B$
120 DSK1$ 2,17,1,A$,B$
130 PRINT A$
```

The program writes "Read OK" on Drive 2, Track 17, and writes "Read Bad!" on Drive 2, Track 0. It then reads Drive 2, Track 34, followed by Drive 0, Track 1. Finally, it attempts to read the data stored on Drive 2, Track 1. If the DOS is working properly, "Read OK!" stored on Track 1, should appear. If "Read Bad!" stored on Track 0 appears, there is a *serious* problem with the DOS using double-sided drives.

This mis-read trouble was discovered when a user sent us a set of *VIP Database* data disks that spanned across two double-sided drives. When *VIP Database* searched for a file on the back side of Drive 0 (Drive 2), the file was not found. He was using a DOS ROM he bought from a well-known Color Computer disk-drive vendor (not Radio Shack).

This mis-read can be duplicated if you have a CoCo 3 and RS-DOS 1.1 (or 2.1) and

double-sided drives set up as outlined above. Poke the following locations to enable the double-sided drives. Format a disk on both sides (DSKINI0 and DSKINI2). Then run the second listing and watch it fail for yourself:

```
POKE 55453,1
POKE 55454,2
POKE 55455,65
POKE 55456,66
```

The cure was found when we tried the disks using RGB-DOS from RGB Computer Systems. RGB-DOS uses a two-byte head table instead of a four-byte head table and does *not* fail the mis-read test. If your DOS fails, you should contact the supplier and request an updated DOS ROM, which will not fail the above test.

Other double-sided drive configurations may also fail in a similar manner. But until the cause is found and cured, these double-sided drive users cannot be assured of proper disk operation.

Paul Anderson
SD Enterprises
Gresham, Oregon

INFO PLEASE

Editor:

I am not able to accumulate numerical data using Radio Shack's *Color Profile*. I want to calculate my history grade in per-

centage form.

The following data were entered: assignment name, possible points and points received. To calculate the percentile, I need to accumulate the total possible points and total points received, then divide the total points received by total possible points. This is where my problem lies: I can't accumulate the total points received or the total possible points. *Color Profile* does not allow the use of an item number to calculate itself. Can anyone help me?

Also, what's the advantage of using OS-9? What can this operating system do that Disk BASIC can't do?

Hinh Phansavath
9267 Via Vista
Buena Park, California 90620

See Dennis Skala's "OS-9: Time for a Change" beginning on Page 58 of this issue.

Cyrus Chess for CoCo 3

Editor:

Ever since our initial subscription to RAINBOW last February 1988, my wife Fran and I eagerly look forward to receiving each issue of the magazine.

We are relatively new to the world of CoCo and have just purchased a CoCo 3. We enjoy many games, one being *Cyrus Chess* by Tandy (Cat. No. 26-3064). It worked fine on our CoCo 2 but not so with CoCo 3. Do you know of a patch or some way of making it compatible with our new CoCo 3? We appreciate any information you can give us.

George R. Freitag
4501 S. Ocean Blvd., D-2
Palm Beach, Florida 33480

REQUEST HOTLINE

Editor:

While cleaning my desk off, I found the 128K RAM chips left over from my 512K upgrade. I began thinking about how I could make use of these rather than let them sit in storage. When I am programming in C, I load the compiler into memory and put the source files in a RAM disk supplied with the Development Pak. Because of memory restrictions, I can only have the 96K driver. I would like both a bigger RAM drive and more internal memory (*Multi-Vue* requires a good size portion of memory).

Just a few days ago I was going through my back issues of RAINBOW and saw your article on clever uses for memory. How about the same type of project: 256- or 512-byte memory area that would work as a RAM disk under OS-9 Level II? I sketched out some rough schematics for one, but I lack the skill, money and resource materials for the various chips. It seems a workable idea either as an expansion board for Disto's Super Controllers or the MPI. I don't have either, though, so I would prefer it to be hard-wired in.

It is just another idea that may be of use to someone. Thanks for your time, and keep up the good work.

Jason McCampbell
St. Johns, Michigan

Golf or Pool Anyone?

Editor:

I own a 512K CoCo 3 with an RGB monitor, two FD-501 disk drives, a Multi-pak Interface, a DMP-105 printer and am also a subscriber to the best computer magazine money can buy — RAINBOW.

I have upgraded my computer to 512K and would like some software that will take full advantage of it. I'm specifically interested in golf and pool games, which are not as popular as space, Pac-Man and maze games, etc. I simply want to suggest to advertisers and program writers that it would be nice to have some different games.

I speak on behalf of several members of the Cornwall Color Computer Club in thanking RAINBOW for a priceless magazine.

Dave Malyon
Cornwall, Ontario

KUDOS

Editor:

I would like to express my gratitude to two companies who advertise in your magazine. First, my hat is off to Dayton Associates for its fast service. After placing my order by phone, I was told that the order would be in about a week after Thanksgiving. Well, lo and behold, two days before Thanksgiving, my printer was at my door. And I received no problems with the merchandise.

Secondly, I would like to thank Computer Plus for its fine service. During the past two years, I have purchased two CoCo 3s and a CM-8 monitor there. Each time I ordered, my product arrived promptly and in good condition.

I believe good, friendly and fast service is what makes people come back for more. Thanks again, Dayton Associates and Computer Plus!

Boisy Pitre
Brookhaven, Mississippi

Quick Fix

Editor:

I've bought your magazine every month now for the past two years, and it's helped me in so many ways. Well, you've done it again, RAINBOW. Thank you.

This past Christmas I received Tandy's *Home Publisher* software program. I couldn't wait to try it out, but to my dismay, the program would not print out on a DMP-130 printer. I then picked up January's issue of the RAINBOW and on Page 6 in Letters to the RAINBOW was a letter describing the

same problem.

I received the fix the following Monday, patched it in and the *Home Publishers* program works just fine.

Once again this proves that your magazine is not only entertaining, but it keeps us all well informed. Thank you for your help.

I would also like to thank Tandy for the fix and the fast service.

Ronald H. Roberts
Brandon, Wisconsin

Keep Those Back Issues

Editor:

When I got my CoCo 2 about three years ago, I immediately began buying RAINBOW magazines. I was completely lost on everything in the magazine short of the advertisements for games. Slowly I learned BASIC and began going over old issues looking for things to type in. With your help I began to learn more about the CoCo, and as I did I found myself continually going back over old issues looking for articles to apply my new-found knowledge.

Surprisingly, this cycle never stops. Recently I found myself poring over RAINBOWs searching for articles on machine language and am just beginning to understand and apply some simple projects from the "Turn of the Screw" column. Just last week I opened up my new CoCo 3 and find myself today grabbing those old issues, looking for tips and software to apply to my new machine. The future of my old magazines looks bright as I move to new horizons such as OS-9 and other aspects that today only bring confusion.

Many thanks to the THE RAINBOW for the vast volumes of information that you work so hard to bring the experts and those of us who will one day be experts.

Douglas Berry
Nitro, West Virginia

THE RAINBOW welcomes letters to the editor. Mail should be addressed to: Letters to Rainbow, The Falsoft Building, P.O. Box 385, Prospect, KY 40059. Letters should include the writer's full name and address. Letters may be edited for purposes of clarity or to conserve space.

Letters to the editor may also be sent to us through our Delphi CoCo SIG. From the CoCo SIG> prompt, type RAI to take you into the Rainbow Magazine Services area of the SIG. At the RAINBOW> prompt, type LET to reach the LETTERS> prompt and then select Letters for Publication. Be sure to include your complete name and address.

Word Power 3.2



More Versatile • More Powerful With Spooler • Calculator • Split-Screen • 2-Column Printing

"... friendly...amazing execution speed...much easier to use than VIP software & 2 other word processing systems I've tried...very user-friendly...massive text storage capacity...highest among word processors..." - Rainbow Oct. 88 Review for Word Power

Unparalleled Power packed in this 100% ML Word Processor written from scratch for the CoCo 3! No other word processor offers such a wide array of features that are easy to learn & use.

DISPLAY & SPEED



Word Power 3.2 runs at double-clock speed and uses the true 80-column display with lowercase instead of the graphics screen. The result is lightning fast screen reformatting and added speed! All prompts are displayed in

plain English in neat colored windows. The current column number, line number, page number, percentage of free memory is displayed at all times. Even the page break is displayed so you know where one page ends and the other begins. The Setup program allows you to change fore/background colors as well as (in)visible carriage returns. Word Power 3.2 can be used with RGB/Composite/Monochrome monitors as well as TV.

MAXIMUM MEMORY



Word Power 3.2 gives you over 72K on 128K and over 450K on 512K CoCo 3 for Text Storage - more memory than any other CoCo word-processor. Period.

EFFORTLESS EDITING

Word Power 3.2 has one of the most powerful and user-friendly full-screen editor with word-wrap. All you do is type. Word Power takes care of the text arrangement. The unique Auto-Save feature saves text to disk at regular intervals for peace of mind.

Insert/Overstrike Mode (Cursor Style Changes to indicate mode); OOPS Recall during delete; Type-ahead Buffer for fast typers; Key-Repeat (adjustable); Key-Click; 4-way cursor and scrolling; Cursor to beginning/end of text, beginning/end of line, top/bottom of screen, next/previous word; Page up/down; Delete character, previous/next word, to beginning/end of line, complete line, text before/after cursor; Locate/Replace with Wild-Card Search with auto/manual replace; Block Mark, Unmark, Copy, Move & Delete; Line Positioning (Center/Right Justified); Set/Reset 120 programmable tab stops; Word-Count; Define Top/Bottom/Left/Right margins & page length. You can also highlight text (underline-with on-screen underlining, bold, italics, superscripts, etc.). Word Power even has a HELP screen which can be accessed any time during edit.

SPLIT-SCREEN EDITING

Splits the screen in half so you can view one portion of your text while you edit another. You'll love it!

MAIL-MERGE



Ever try mailing out the same letter to 50 different people? Could be quite a chore. Not with Word Power 3.2! Using this feature, you can type a letter, follow it with a list of addresses and have Word Power print out personalized letters. It's that easy!

MICROCOM SOFTWARE    

All Word Power 3.2 orders shipped by UPS Next Day Air at no extra charge within the Continental US. Offer good thru January 15, 1989.

To Order: Refer to Page 17 of our 6-page ad series: (Pgs. 9-17)

Credit Card Toll Free Orderline **1-800-654-5244** (9am-8pm 7days/week)

Order Status Info Technical Info: 716-383-8830

CALCULATOR

Pop-up a 4-function calculator while you edit! Great for tables!

SAVING/LOADING TEXT

Word Power 3.2 creates ASCII format files which are compatible with almost all terminal/spell-checking & other word-processing programs. Allows you to Display Free Space, Load, Save, Append & Kill files. The ARE YOU SURE? prompt prevents accidental overwriting & deletion. You can select files by simply cursoring through the disk directory. Supports double-sided drives & step-rates.

PRINTING

Word Power 3.2 drives almost any printer (DMP, EPSON, GEMINI, OKIDATA, etc). Allows options such as baud rates, line spacing, page/print pause, partial print, page numbering/placement, linefeeds, multi-line headers/footers, right justification & number of copies. The values of these parameters & margins can be changed anytime in the text by embedding Printer Option Codes. The WHAT YOU SEE IS WHAT YOU GET feature allows you to preview the text on the screen as it will appear in print. You can view margins, page breaks, justification & more.

PRINT SPOOLER

Why buy a hardware Print Spooler? Word Power 3.2 has a built-in Spooler which allows you to simultaneously edit one document & print another.

TWO-COLUMN PRINTING

This unique feature allows you to print all or portion of your text in two columns! Create professional documents without hours of aligning text.

SPELLING CHECKER



Word Power 3.2 comes with spelling checker/dictionary which finds & corrects mistakes in your text. You can add words to /delete words from dictionary.

PUNCTUATION CHECKER

This checker will proofread your text for punctuation errors such as capitalization, double-words, spaces after periods/commas, and more. Its the perfect addition to any word processor.

DOCUMENTATION

Word Power 3.2 comes with a well-written instruction manual & reference card which makes writing with Word Power a piece of cake! Word Power 3.2 comes on an UNPROTECTED disk and is compatible with RSDOS. Only \$79.95

(Word Power 3.1 owners can get Word Power 3.2 Upgrade FREE by sending proof of purchase & \$5.00 to cover S&H costs & instructions)





CoCo's Canadian Future

Unless you live in Canada, you may not know that Radio Shack intends to end sales of our favorite computer in that country as soon as supplies are gone. During the holiday season a special sale was held at which CoCo 3s went for \$99.95 Canadian — so cheap it defies description.

(As I write this, a Canadian dollar is worth 85 cents U.S., which is stronger than it has been. This means, of course, the price of a Canadian CoCo is about \$84 U.S. However, the reverse applies when you buy an American product — which the CoCo is — in Canada. And INTERTAN, the company that operates Radio Shack in Canada now, has to pay in U.S. dollars for CoCos. Thus, the price of a Color Computer (or any computer, for that matter) is higher in Canada than in the United States.)

I have received letters from some concerned readers and have been making replies as quickly as possible. To put this into perspective, I thought you would be interested in seeing one of the replies.

Please note the points I make about continued support, probable continued software product development (through the United States) and, perhaps most important, the address of INTERTAN in Canada. If you are unhappy with this decision, it is your right to let them know.

Dear Tony:

The information you have from your local Radio Shack authorized dealer is right: INTERTAN — not Tandy Corporation — is clearing out all Color Computers in Canada for \$99.95 in your funds.

More than a year ago, INTERTAN came into being. Before that, Tandy in Canada and Tandy in the United States were the same company, although the Canadian part was a subsidiary. Then Tandy spun off a company called INTERTAN, which has its own officers and its own stock and makes its own decisions. One of those decisions was to end sales of the Color Computer in Canada.

One of the main reasons for this is that Canadians have long been able to buy Color Computers in the United States much less expensively than

Max-10™

Best Desktop Publishing / Document Creator for the CoCo 3. Features Pull Down Menus, What You See Is What You Get, UNDO, integrated text & graphics capability, multiple fonts & more. Graphics can be imported from CoCo Max I,II,III, MGE, MGF, 5 Level DS-69, PMODE 4, HSCREEN 2/3 pictures. Supports: DMP 105/130, EPSON MX/FX/RXLX/ Gemini 10 Series, CGP-220 and OKI-92. Only \$79.95

VIP CALC III

Best Spreadsheet for your CoCo 3. Features 4 color menus, 32/40/64/80 column display, 2 Mhz speed & more. Allows up to 1024 rows x 512 columns. VIP Calc III also has up to 16 windows, trig, averaging, sorting, algebraic & sorting functions. Locate, block move/copy commands & limitless programmable functions. Works with any printer. Only \$69.95

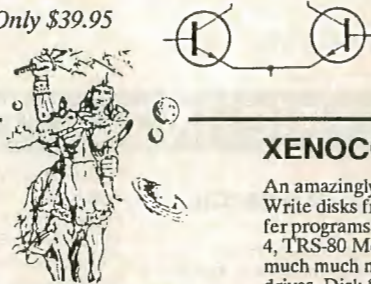
Font Disk #1,#2 for CoCo Graphics Designer: \$19.95 each

COLOR SCHEMATIC DESIGNER

By Prakash Mishra
An excellent Circuit Schematic Design Software Package for CoCo 3. Features:

- * Runs in 640x192 at 1.8 Mhz
- * Pull Down Menus
- * Keyboard/Mouse/Joystick Support
- * RGB/ Composite/Monochrome Monitor Support
- * 72 Modifiable Symbols
- * Multiple Hi-Res Fonts
- * Multiple UNDO Command
- * Symbol Rotate/Line/Box Draw
- * Supports 3 Layers of Circuits
- * Powerful Screen Print Command
- * DMP/Gemini/Epson Printers
- * Complete Documentation

Only \$39.95



RSB

A Revolutionary Program that allows you to use Basic Programs from OS9!

OS9 Level 2 is the future of the CoCo. Unfortunately, most Basic Programmers are "afraid" of using OS9 because it is different from Basic. Introducing RSB! It allows you to run Basic from OS9 and take advantage of features such as multitasking, no-halt floppies and high speed operation. RSB is your first step into OS9! Req. OS9 Level II. Only \$39.95

4-D Chess



The ancient game of strategy moves into the future. HSCREEN 2 for normal play, HSCREEN 4 for triple level play. Move your pieces through time as well as space. Req. RSDOS 128K CoCo 3 and 2 Players. Disk Only \$24.95

ULTRAPATCH SYSTEM

by Randall Reid

Patches the Superpatch EDTASM + ® for 80 columns, 47K Buffer (approximately 3000 lines!) & more. Req CoCo 3. Only \$19.95

GAMES

(Disk only)
(CoCo 1,2 & 3 except where mentioned)

- WARRIOR KING (CoCo 3): \$29.95
- IN QUEST OF STAR LORD (Animated Graphics Adventure for CoCo 3): \$34.95 Hint Sheet: \$3.95
- HALL OF THE KING 1,2,3: \$29.95 Each Trilogy: \$74.95
- FLIGHT 16: \$34.95
- PYRAMIX (Cubix for CoCo 3): \$24.95
- KUNG FU DUDE: \$24.95
- DRAGON BLADE: \$19.95
- CHAMPION: \$19.95
- WHITE FIRE OF ETERNITY: \$19.95
- QUEST FOR THE SPIRIT STONE (CoCo 3): \$18
- WARGAME DESIGNER (CoCo 3): \$29
- TREASURY PACK #1: Lunar Rover Patrol, Cubix, Declathon, Qix, keys of Wizard, Module Man, Pengon, & Roller Controller. Only \$29.95
- TREASURY PACK #2: Lancer, Ms. Gobbler, Froggie, Madness & Minotaur, Ice Castles, Galagon, Devious. Only \$29.95
- SPACE PAC: Color Zap, Invaders, Planet Invasion, Space Race, Space War, Galax Attax, Anaroid Attack, Whirlybird, Space Sentry & Storm Arrows. Only \$29.95
- WIZARD'S CASTLE: A hi-res graphics adventure game filled with traps, tricks, treasures. Only \$19.95

XENOCOPY-PC

An amazingly versatile program that allows you to Format/Duplicate / Read/Write disks from over 300 different computers. For example you could transfer programs between CoCo, IBM, PC-DOS, TRS-80 Model 3, TRS-80 Model 4, TRS-80 Model 100, Xerox 820, Zenith, Kaypro II, Novell, NEC DOS and much much more!! Send for FREE List. Requires an IBM Compatible with 2 drives. Disk \$79.95.

512K BACKUP LIGHTNING

(From Colorventure)
The ultimate CoCo 3 disk copying utility!! Reads your master diskette once and then makes as many copies as you want. It automatically formats an unformatted disk while copying! Supports 35, 40 or 80 track drives with various step rates. A must for any disk user!! Only \$19.95

PRINTER LIGHTNING

(From Colorventure)
Never wait for your printer again!! This Print Spooler allows you to print to your printer and simultaneously continue with your programming. No need to wait for those long printouts! Disk Only \$19.95

BASIC FREEDOM

A Full Screen Editor for Basic Programs!! A Must for anyone who writes Basic Programs. Only \$24.95

VOCAL FREEDOM

Turn your computer into a digital voice / sound recorder. Produces natural voices/ sound effects. Req. inexpensive RS Amplifier (#277-1008) & any microphone. Only \$34.95

HACKER'S PAC

Allows you to incorporate voices created by Vocal Freedom into your own Basic and ML programs. Only \$14.95

MCS MICROCOM SOFTWARE



To Order: Refer to Page 17 of our 6-page ad series: (Pgs. 9-17)

Credit Card Toll Free Orderline **1-800-654-5244** (9am-8pm 7days/week)

Order Status, Info, Technical Info: 716-383-8830



in Canada because of the difference in the value of currency. (That, by the way, is one of the reasons we have to charge more for Canadian subscriptions than those in the United States.) Because of this, actual "in-Canada" sales (as opposed to sales to Canadians) have always lagged behind those in the United States.

Although you will not be able to buy a Color Computer from an official Radio Shack dealer in Canada after the inventory is gone, you will, of course, be able to buy one through an authorized dealer or Radio Shack store in the United States. Further, I feel certain support — in the form of more hardware and software — for your Color Computer will continue in Canada, certainly from the third-party advertisers you see in THE RAINBOW, but also from INTERTAN.

INTERTAN is experimenting with a number of marketing proposals at this time. This is but one decision it has made that is very different from that of Tandy Corporation in the United States. Indeed, Tandy is not only continuing to sell our CoCo but is also manufacturing more of them for sale in the future.

I really want to emphasize this to you, Tony, and to anyone you may happen to discuss it with: The CoCo is not only still being sold, but is still being manufactured in the United States by Tandy for sale in the future. But, even were — and I must emphasize the word were — the CoCo no longer to be manufactured even in the United States, the history of Tandy Corporation is to continue to support computers which it no longer actively sells. This means several things: support, software and hardware products, and — most important — service. I would assume INTERTAN will follow this policy.

Finally, since Tandy is still making CoCos, INTERTAN might well at some time in the future buy them from Tandy again (which is where it gets them) and sell them again. If you want to encourage INTERTAN to do this, you can write to the company at 279 Bayview Drive, P. O. Box 34000, Barrie, ON L4M 4W5, Canada.

You will get good use from your CoCo for a long time to come!

Sincerely,


Lawrence C. Falk

As a footnote to all this, Tandy's "overseas" operations (now INTERTAN) have always been somewhat different, and they appear to be getting more so. We hear reports that some places are "experimenting" with items such as refrigerators and washing machines in their stores. Others, we hear, are selling such products as JVC and RCA video and audio equipment — some in addition to Tandy equipment, some in place of it.

It will be interesting to see whether making the overseas Radio Shack stores different works out for Tandy and INTERTAN — and whether the agreement between Canada and the United States to lower trade barriers between the two countries has a significant effect on computer hardware and software sales. Personally I think they will, and my comment in the letter above, that INTERTAN may well begin to sell the CoCo again, is not merely wishful thinking.


— Lonnie Falk

METRIC INDUSTRIES, INC.




Model 101 Serial to Parallel Printer Interface

- ★ Works with any COCO
- ★ Compatible with "Centronics" Parallel Input Printers
- ★ Just turn the knob to select any one of 6 baud rates 300-9600
- ★ Comes complete with cables to connect to your printer and computer
- ★ Can be powered by most printers



Model 104 Deluxe Interface with "Modem Switch"

- ★ Same Features as 101 Plus
- ★ Built in Serial Port for your Modem or other serial device
- ★ Switch between Serial Output and Parallel Output
- ★ Comes with cables to connect to your computer and printer
- ★ Can be powered by most printers



Model 105 Serial Switch

- ★ Connects to your COCO to give you 2 switch selectable Serial Ports
- ★ Comes with a 3 foot cable to connect to your computer
- ★ Now you can connect your Printer (or printer interface) and your Modem (or other serial device) to your COCO and flip the switch to use either device
- ★ Does not require power



Cassette Label Printing Program

- ★ New Version 2.1 prints 7 lines of information on Cassette labels
- ★ Comes on Tape with instructions to transfer to disk
- ★ Menu driven, very easy to use
- ★ Save and Load Labels from Tape and Disk
- ★ Uses the features of your printer to print standard, expanded, and condensed characters
- ★ Automatically Centers Each Line of Text
- ★ Allows editing of label before printing
- ★ Program comes with 24 labels to get you started
- ★ 16K ECB required

Some of the Printers That Can —

Supply power for the 101 and 104 are Radio Shack, Star, Okidata, Brother, Juki, and Smith Corona.

Some of the Printers That Cannot —

Supply power for the interfaces are Epson, Seikosha, Panasonic, Silver Reed and NEC. If your printer cannot supply power to the interface you can order your interface with the "P" option or you can supply your own AC adapter. We recommend the Radio Shack 273-1431 AC adapter with a 274-328 connector adapter.

Write or call for more information or for technical assistance.

Price List

Model 101	35.95
Model 101P	41.95
Model 104	44.95
Model 104P	51.95
Model 105	14.95
Cassette Label Program	6.95
Pin Feed Cassette Labels:	
White	3.00/100
Colors (specify)	3.60/C
Red-Blue-Yellow-Tan	

4 Pin Din Serial COCO Cables:

Male/Male 6 foot	4.49
Male/Female 6 foot	4.49
Female/Female 6 foot	4.49
Other Lengths Available.	

All items covered by a 1 year warranty

Ordering Info

- ★ Free Shipping in the U.S.A. (except AK and HI) on all orders over \$50
- ★ On orders under \$50 please add \$2.50 for shipping and handling
- ★ On orders outside the U.S.A. please write or call for shipping charges

You Can Pay By:

- ★ VISA or MasterCard
- ★ C.O.D. - add \$2.25
- ★ Or send check or money order payable in U.S. funds


Metric Industries Inc.
P.O. Box 42396
Cincinnati, OH 45242

(513) 677-0796

CoCo 3 Utilities Galore

(CoCo 2 Versions included where specified)
(All Programs are for RSDOS unless specified)

SUPER TAPE/DISK TRANSFER



* Disk-to-Disk Copy * Tape-to-Disk Copy
* Tape-to-Disk Auto Relocate
* Disk-to-Tape Copy * Tape-to-Tape Copy
Copies Basic/ML/Data Files. CoCo 1,2 or 3.
Req. min. 64K Disk System. Disk Only **\$24.95**

CEBBS

Best BBS for CoCo 3. Xmodem Up/Downloading, unlimited menus, login, message base, built-in clock/calendar, execution of external programs. Sysop has full control of user's access to menus, time on system & remote system access. Full Error Trapping. IHyperIO Compatible! Reg. \$59.95. Intro. Special \$49.95. Min Req CoCo 3, 1 Drive, RS232 Pack.

DISK UTILITY 2.1A



A multi-featured tool for USER FRIENDLY disk handling. Utilize a directory window to selectively sort, move, rename & kill file entries. Lightning fast Disk I/O for format, copy & backup. Single key execution of Basic/ML programs. This will become your MOST USED program!! CoCo 1,2 or 3. Req. Min. 64K. Disk Only **\$24.95**

MAILLIST PRO



The ultimate mailing list program. Allows you to add, edit, view, delete, change, sort (by zip-code or name) and print labels. Its indispensable!! Disk **\$19.95** (CoCo 2 version included)

DISK LABEL MAKER

Allows you to design professional disk labels! Allows elongated, normal and condensed format for text. Double Strike, Border Creation, and multiple label printing. Its a MUST for any user with a disk drive. Supports DMP 105/106/110/120/ 130/430, GEMINI, STAR, EPSON and compatibles. (CoCo 2 version included). Only **\$19.95**

COCO UTIL II



(Latest Version): Transfer CoCo Disk files to IBM compatible computer and vice-versa. Requires 2-Drive IBM Compatible. Disk **\$39.95**

RGB PATCH

Displays most games in color on RGB monitors. CoCo 3 Disk **\$24.95**

COMPUTERIZED CHECKBOOK



Why bother with balancing your checkbook? Let the CoCo do it for you. Allows you to add, view, search, edit, change, delete and printout (in a table/individual entry format) checkbook entries. Updates balance after each entry. Allows files for checking, savings, and other accounts. Disk **\$19.95**. (CoCo 2 version included)

BOWLING SCORE KEEPER



An excellent utility to keep track of your bowling scores. Allows you to save scores under individuals or teams. You can edit change, delete, and compare scores. A must for anyone who wants to keep track of his or her bowling performance. Disk **\$19.95** (CoCo 2 version included)

VCR TAPE ORGANIZER



Organize your videotapes with this program. Allows you to index tapes by title, rating, type, play time and comments. Also allows you to sort titles alphabetically & view/print selected tapes. If you own a VCR, this program is a MUST!! Disk **\$19.95** (CoCo 2 version included)

COCO 3 SCREEN DUMP



32, 40, 80 column text dump, PMODE 4 Graphics Dump. Single Keystroke Operation allows you to take snapshots of your screens even when programs are running! Works on DMP's, Epson, Gemini and compatibles. CoCo 1, 2 and 3. Disk **\$24.95**

HOME BILL MANAGER



Let the CoCo keep track of your bills. Allows you to enter bills under various categories and reminds you when they are due. Disk **\$19.95**

CALENDAR MAKER



Generate monthly calendars on your printer for any year in the 20th century. Disk Only **\$19.95** (CoCo 2 version included)

ADOS 3

Advanced disk operating system for CoCo 3. Comes on disk and is EPROMable!! Disk **\$34.95**. ADOS (for CoCo 1,2): **\$27.95**

Start OS9

An Enjoyable Hands-on Guide to OS9 Level II. Includes step-by-step tutorials, articles. Free disk includes examples & utilities. Req. 512K, Level II, 2 drives & monitor. Book + Disk: **\$32.95**

The Zapper: Patch Disk Errors. \$19.95

Disk Manager Tree: Change, create & delete directories quickly. Req. 512K LII. \$29.95

Level II Tools: Wildcards, tree commands, windowing & 22 more utilities. 128K Req. \$24.95

Warp One: Complete LII Windowing, Terminal, Auto Dial, macros, file transfer, capture, timer, chat, etc. Req. 512K. Only \$34.95

Multi-Menu: Create your own pull-down menus. Req. 512K & OS9 Level II. \$19.95

OS9 Level II BBS 2.0: Supports multiple users. Tsmom, Login, chat, Message/Mail Retrieval, Upload, Dloadx & much more! Req. 512K. \$29.95

XWord: Best OS9 Word Processor with true character oriented editing & more. \$69.95

XMerge: Mail Merge for Xword: \$24.95

Xspell: Spelling Checker, 40000 words. \$39.95

XEd: OS9 Full Screen Editor. \$39.95

XDis: OS-9 Disassembler. \$34.95

XTerm: Communications pro. w/ Up/download, xmodem, serial /RS232 pack support. \$49.95

XDir & XCal: Hierarchical Dir. & Calc. \$24.95

OS9 Level II RAMDISK: Must for any Level II user. Req 512K. \$29.95

GSC File Transfer Utilities: Transfer files to & from MSDOS/OS9/RSDOS & Flex. Req. OS9 (LII for Multivue Version), 2 drives, SDISK/SDISK3. Standard Version: \$44.95. Multi-vue Version: \$54.95

PC-Xfer Utilities: Programs to format/transfer files to/from MSDOS diskettes to CoCo Under Level 1 & 2. Requires SDISK or SDISK 3. \$44.95

SDISK 3: Standard drive module replacement allows full use of 40/80 track double-sided drives. Req. OS9 Level II. \$29.95. SDISK: \$29.95

Wild & MV Version 2.1: Use "wildcards" with OS9 & re-arrange directory tree. \$19.95

EZGen Version 1.04: Powerful OS9 bootfile editor. Change names, add/delete modules, patch bytes, etc. \$19.95

WIZ: Terminal Package with 300-19200 baud rates/windowing. Req 512K & RS232 Pack. \$79.95

DYNASTAR: Word Processor with Macros, terminals/windows, mail-merge & more. Only \$99.95

DYNASPELL: \$79.95

Both Dynastar & DynaSpell: \$124.95


MJP MICROCOM SOFTWARE



To Order: Refer to Page 17 of our 6-page ad series: (Pgs. 9-17)

Credit Card Toll Free Orderline **1-800-654-5244** (9am-8pm 7days/week)

Order Status, Info, Technical Info: 716-383-8830



How To Read Rainbow

When we use the term CoCo, we refer to an affectionate name that was first given to the Tandy Color Computer by its many fans, users and owners.

The BASIC program listings printed in THE RAINBOW are formatted for a 32-character screen — so they show up just as they do on your CoCo screen. One easy way to check on the accuracy of your typing is to compare what character "goes under" what. If the characters match — and your line endings come out the same — you have a pretty good way of knowing that your typing is accurate.

We also have "key boxes" to show you the *minimum* system a program needs. But, *do* read the text before you start typing.

Finally, the little disk and/or cassette symbols on the table of contents and at the beginning of articles indicate that the program is available through our RAINBOW ON DISK or RAINBOW ON TAPE service.

Using Machine Language

The easiest way to "put" a machine language program into memory is to use an editor/ assembler, a program you can purchase from a number of sources. All you have to do, essentially, is copy the relevant instructions from THE RAINBOW's listing into CoCo.

Another method of putting an ML listing into CoCo is called "hand assembly" — assembly by hand, which *sometimes* causes problems with ORIGIN or EQUATE statements. You ought to know something about assembly to try this.

Use the following program if you want to hand-assemble ML listings:

```
10 CLEAR200, &H3F00: I=&H3FB0
20 PRINT "ADDRESS:"; HEX$( I );
30 INPUT "BYTE": B$
40 POKE I, VAL ("&H"+B$)
50 I=I+1: GOTO 20
```

This program assumes you have a 16K CoCo. If you have 32K, change the &H3F00 in Line 10 to &H7F00 and change the value of I to &H7FB0.

OS-9 and RAINBOW ON DISK

The OS-9 side of RAINBOW ON DISK contains two directories: CMDS and SOURCE. It also contains a file, read.me.first, which explains the division of the two directories. The CMDS directory contains executable programs and the SOURCE directory contains the ASCII source code for these programs. BASIC09 programs will only be offered in source form so they will only be found in the SOURCE directory.

OS-9 is a very powerful operating system. Because of this, it is not easy to learn at first. However, while we can give specific instructions for using the OS-9

programs, you will find that the OS-9 programs will be of little use unless you are familiar with the operating system. For this reason, if you haven't "learned" OS-9 or are not comfortable with it, we suggest you read *The Complete Rainbow Guide to OS-9* by Dale Puckett and Peter Dibble.

The following is not intended as a course in OS-9. It merely states how to get the OS-9 programs from RAINBOW ON DISK to your OS-9 system disk. Use the procedures appropriate for your system. Before doing so, however, boot the OS-9 operating system according to the documentation from Radio Shack.

- 1) Type `load dir list copy` and press ENTER.
- 2) If you have only one disk drive, remove the OS-9 system disk from Drive 0 and replace it with the OS-9 side of RAINBOW ON DISK. Then type `chd/d0` and press ENTER. If you have two disk drives, leave the system master in Drive 0 and put the RAINBOW ON DISK in Drive 1. Then type `chd/d1` and press ENTER.
- 3) List the `read.me.first` file to the screen by typing `list read.me.first` and pressing ENTER.
- 4) Entering `dir` will give you a directory of the OS-9 side of RAINBOW ON DISK. To see what programs are in the CMDS directory, enter `dir cmcs`. Follow a similar method to see what source files are in the SOURCE directory.
- 5) When you find a program you want to use, copy it to the CMDS directory on your system disk with one of the following commands:

One-drive system: `copy /d0/cmcs/ filename /d0/cmcs/ filename -s`

The system will prompt you to alternately place the source disk (RAINBOW ON DISK) or the destination disk (system disk) in Drive 0.

Two-drive system: `copy /d1/cmcs/ filename /d0/cmcs/ filename`

Once you have copied the program, you execute it from your system master by placing that disk in Drive 0 and entering the name of the file.

The Rainbow Seal



The Rainbow Certification Seal is our way of helping you, the consumer. The purpose of the Seal is to certify to you that any product that carries the Seal has actually been seen by us, that it does, indeed, exist and that we have a sample copy here at THE RAINBOW.

Manufacturers of products — hardware, software and firmware — are encouraged by us to submit their products to THE RAINBOW for certification.

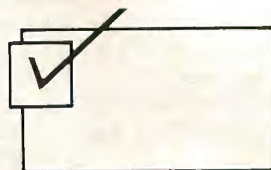
The Seal is not a "guarantee of satisfaction." The certification process is different from the review process. You are encouraged to read our reviews to determine whether the product is right for your needs.

There is absolutely no relationship between advertising in THE RAINBOW and the certification process. Certification is open and available to any product per-

taining to CoCo. A Seal will be awarded to any commercial product, regardless of whether the firm advertises or not.

We will appreciate knowing of instances of violation of Seal use.

Rainbow Check Plus



The small box accompanying a program listing in THE RAINBOW is a "check sum" system, which is designed to help you type in programs accurately.

Rainbow Check PLUS counts the number and values of characters you type in. You can then compare the number you get to those printed in THE RAINBOW. On longer programs, some benchmark lines are given. When you reach the end of one of those lines with your typing, simply check to see if the numbers match.

To use Rainbow Check PLUS, type in the program and save it for later use, then type in the command RUN and press ENTER. Once the program has run, type NEW and press ENTER to remove it from the area where the program you're typing in will go.

Now, while keying in a listing from THE RAINBOW, whenever you press the down arrow key, your CoCo gives the check sum based on the length and content of the program in memory. This is to check against the numbers printed in THE RAINBOW. If your number is different, check the listing carefully to be sure you typed in the correct BASIC program code. For more details on this helpful utility, refer to H. Allen Curtis' article on Page 21 of the February 1984 RAINBOW.

Since Rainbow Check PLUS counts spaces and punctuation, be sure to type in the listing exactly the way it's given in the magazine.

```
10 CLS: X=256*PEEK(35)+178
20 CLEAR 25, X-1
30 X=256*PEEK(35)+178
40 FOR Z=X TO X+77
50 READ Y: W=W+Y: PRINT Z, Y; W
60 POKE Z, Y: NEXT
70 IF W=7985 THEN B0 ELSE PRINT
  "DATA ERROR": STOP
80 EXEC X: END
90 DATA 182, 1, 106, 167, 140, 60, 134
100 DATA 126, 183, 1, 106, 190, 1, 107
110 DATA 175, 140, 50, 48, 140, 4, 191
120 DATA 1, 107, 57, 129, 10, 38, 38
130 DATA 52, 22, 79, 158, 25, 230, 129
140 DATA 39, 12, 171, 128, 171, 128
150 DATA 230, 132, 38, 250, 48, 1, 32
160 DATA 240, 183, 2, 222, 48, 140, 14
170 DATA 159, 166, 166, 132, 28, 254
180 DATA 189, 173, 198, 53, 22, 126, 0
190 DATA 0, 135, 255, 134, 40, 55
200 DATA 51, 52, 41, 0
```

Books That Can Launch A 1000 Programs!!

Pokes, Peeks and Execs are your guides into the jungle of computer programming. These commands give you the power of Machine Language without leaving the security of BASIC. Each book is a collection of "inside" information, with explanations and examples to help you immediately put it to use. Everyone from the novice to the professional will find these handy books a wealth of information.

300 POKES, PEEKS, 'N EXECs for COCO III



- *40/80 column Screen Text Dump
- *Save Text/Graphics Screen to Disk
- *Command/Functions Disables
- *Enhancements for CoCo3 BASIC
- *128K/512K RAM Test Program
- *HPRINT Character Modifier

Only \$19.95

500 POKES, PEEKS, 'N EXECs

- *Autostart your BASIC programs
- *Disable Color BASIC/ECB/Disk BASIC commands
- *Disable Break Key/ Clear Key/ Reset Button
- *Generate a Repeat-key
- *Transfer ROMPAKS to tape
- *Set 23 different GRAPHIC modes
- *Merge two BASIC programs
- *And much much more!!!

For CoCo 1,2 and 3. Only \$16.95
ALL 3 BOOKS for \$39.95

SUPPLEMENT TO 500 POKES, PEEKS, 'N EXECs

- 200 additional Pokes,Peeks and Execs (500 Pokes Peeks 'N Execs is a prerequisite)
- *ROMPAK transfer to disk
- *PAINT with 65000 styles
- *Use of 40 track single/double sided drives
- *High-speed Cassette Operation
- *Telewriter, CoCo Max enhancements
- * Graphics Dump (for DMP printers) /Text Screen Dump

For CoCo 1,2 or 3. Only \$9.95

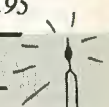
UNRAVELLED SERIES



An invaluable aid for Basic and Machine Language programmers, these books provide a complete disassembly and annotated listing of the BASIC/ECB and Disk ROMs. These listings give complete, uninterrupted memory maps of the four ROMs. Gain complete control over all versions of the color computer.

- EXTENDED COLOR BASIC UNRAVELLED: COLOR BASIC and EXTENDED BASIC ROM Disassembly: \$39.95
- DISK BASIC UNRAVELLED: DISK BASIC ROM 1.1 and 1.0 Disassembly : \$19.95
- BOTH ECB AND DISK BASIC UNRAVELLED: \$49.95
- SUPER EXTENDED BASIC UNRAVELLED: SUPER EXTENDED BASIC ROM Disassembly for CoCo 3. \$24.95
- COMPLETE UNRAVELLED SERIES (all 3 books): \$59.95

COCO LIBRARY



- CoCo 3 Service Manual: \$39.95
- CoCo 2 Service Manual: \$29.95
- Inside OS9 Level II: \$39.95
- Rainbow Guide To OS9 Level II: \$19.95
- Rainbow Guide To OS9 II (disk): \$19.95
- Complete Guide To OS9 (Level 1): \$19.95
- Complete Guide To OS9 (2 Disk): \$29.95
- CoCo 3 Secrets Revealed: \$19.95
- Basic Programming Tricks: \$12.95
- Assembly Language Programming(tepc): \$18
- Addendum For CoCo3 (tepc): \$12
- Color Computer Disk Manual (with ref card): \$29.95
- Start OS-9 (Book & Disk): \$32.99

OTHER SOFTWARE ...

- COCO MAX III (with hi-res interface): \$79.95
- COCO MAX II: Disk \$77.95 Tape \$67.95
- MAXFONTS #1,#2,#3,#4: Disk \$19.95 Each
- NX1000 Rainbow Driver for CoCo Max III: \$19.95
- MAXPATCH: Run COCO MAX II on COCO 3. \$24.95



- EDT/ASM 64D: Editor-assembler (specify 1,2,3) \$59.95
- SOURCE: CoCo Disassembler \$34.95 SOURCE III: \$49.95
- CBASIC: Best Basic compiler \$149.95 CBASIC III: \$149.95

TELEWRITER 64 (COCO 1&2) :Best Word Processor for CoCo 1 & 2. Disk \$57.95 Tape \$47.95

- AUTOTERM:Modem software Disk \$39.95 Cas \$29.95
- PRO-COLOR FILE *ENHANCED*: \$59.95

VIP DATABASE III

Best Database for CoCo 3. Features 40/64/80 columns, size limited only by disk space, easy to understand menu system, LIGHTNING FAST in-memory sort, multiple search, built-in mail merge, built-in MATH PACKAGE, print spooler and report generator, unlimited print formats & more. \$69.95

WINDOW MASTER

The hottest program for your CoCo 3!! Imagine using Windows, Pull-Down Menus, Buttons, Icons, Edit Field, and Mouse Functions in your Basic Programs. No need to use OS9. It uses the 640x255 (or 320x255) hires graphics mode for the highest resolution. Up to 31 windows can appear on the screen at one time. Need extra character sets? Window Master supports 5 fonts in 54 sizes! How about an enhanced Editor for Basic? It gives you a superb Basic Editor which leaves the standard EDIT command in the cold. And don't forget that many existing Basic/ML programs will operate under Window Master with little or no changes. In fact, it does NOT take up any memory from Basic. Requires 1 Disk Drive, RS Hi-res Interface & Joystick or Mouse. Includes 128K & 512K Version. \$69.95 Window Master & Hi-Res Interface. Only \$79.95

FKEYS III

A user friendly, user programmable function key utility that creates up to 20 function keys. Includes EDITOR, DOS mods, DISABLE, and its EPROMable! Disk \$19.95

SIXDRIVE

Allows the use of 3 double-sided drives from RSDOS or ADOS. Only \$16.95




MICROCOM SOFTWARE



To Order: Refer to Page 17 of our 6-page ad series: (Pgs. 9-17)

Credit Card Toll Free Orderline 1-800-654-5244 (9am-8pm 7days/week)

Order Status, Info, Technical Info: 716-383-8830



512K BASIC

(For 128K & 512K Computers)

From the authors of Word Power 3.2, the best-selling Word Processor for CoCo 3, comes a revolutionary programming tool!

Do you have a 128K or 512K CoCo 3? Are you being told that you could only use 22K from Basic?? Don't believe it!!

Lets face it. You bought your CoCo 3 so you could get better graphics, more speed and more MEMORY. Unfortunately as it comes, the CoCo 3 only allows you to use 22K for Basic Programs. A big disappointment for Basic Programmers.

Introducing the revolutionary **512K Basic**. It gives you up to 80K Basic program/variable space (64K for Basic Program/16K for variables) on a 128K CoCo and over 400K (384K Basic Program Space & 16K Variable Space) on a 512K CoCo! There are no new commands to remember and approximately 90-95% of the existing Basic Software will run without any modifications. 512K Basic is completely transparent to the user. You won't even know its there until you realize that you were able to type in a massive Basic program without the dreaded ?OM Error. And 512K

Basic will even run at double clock-speed and automatically slow down for printer and disk operations.

Step up to **512K Basic**. It's the tool you need to tap the full potential of your CoCo 3. 512K Basic Requires a 128K or 512K CoCo 3 with a disk drive. OS9 is NOT required. Only \$39.95

512K Upgrades for CoCo 3.

(Only \$160 with purchase of 512K Basic)

Fully assembled, tested and ready to be shipped now. Comes with \$100 worth of 512K Software:

- 512K Backup Lightning • 512K Print Spooler
- 512K Memory Test • 512K Ramdisk
- OS9 Level II Ramdisk.

No soldering. Comes with all instruction manuals. 90 day warranty. Only \$188

OK Upgrade Board: \$39.95

Each 512K Upgrade tested 120 times before shipment!



KEYBOARDS, ETC.

KEYBOARD EXTENSION CABLE:

Move your keyboard away from the computer & type with ease. Use your existing keyboard with this cable or leave your present keyboard intact and use a second keyboard. Only \$39.95.



Cable with CoCo 2 Keyboard: \$49.95

Cable with CoCo 3 Keyboard: \$69.95

CoCo 3 Keyboard (with free FUNCTION KEYS software value \$14.95): \$39.95

CoCo 2 Keyboard: \$19.95

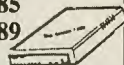
COMMUNICATIONS EXTRAVAGANZA

- 1) **Avatex 1200e Modem:** Fully Hayes compatible 300/1200 w/ speaker, Auto-Dial/Answer/Redial.
- 2) **MODEM CABLE:** 4 pin/DB 25 (Reg. \$19.95)
- 3) **Autoterm Software:** (Reg \$39.95)
- 4) **FREE Comuserve Offer & Access Time**
- 5) **UPS 2nd Day Air Shipping** Only \$129.95

With Avatex 2400e instead of 1200e: \$229.95

Avatex 1200e Modem Only: \$85

Avatex 2400e Modem Only: \$189



EPROM

INTRONICS EPROM PROGRAMMER

(for CoCo): Programs 2516-27512 & more! Includes software & complete documentation. Latest version. Lowest Price Anywhere! Only \$137.95

EPROM ERASER: Fast erase of 24/28 pin EPROMs. Only \$49.95

BOTH EPROM PROGRAMMER & ERASER: \$179.95

EPROMS: 2764-\$8 27128-\$9

ROMPAK (w/ Blank PC Board 27xx Series): \$12.95

BLANK CARTRIDGE (Disk Controller Size): \$10.95



ACCESORIES

- 5 1/4" DS/DD Disks: \$1.40 each
- 3 1/2" DS/DD Disks: \$1.49 each
- 5 1/4" Disk Case (for 70 disks): \$9.95
- 3 1/2" Disk Case (for 40 disks): \$7.50

Curtis Printer Stand: \$19.95

Surge Supresser Strip w/ 6 outlets: \$14.95

Curtis Static Mat: \$24.95



RIBBONS

NX1000 Color Ribbon: \$12.95

NX1000 Black Ribbon: \$8.50

Seikosha, EPSON, DMP, Panasonic, Okidata, Gemini Ribbons: \$8.50 each

CABLES

MAGNAVOX 8505/8515/8CM643 Analog RGB Cable: \$24.95

SERIAL-TO-PARALLEL INTERFACE: Use your parallel printer at high speed (300-9600 baud) with CoCo. Comes with all cables. No software compatibility problems. Only \$44.95

15" MULTIPAK/ROMPAK EXTENDER CABLE: \$29.95

VIDEO DRIVER: Use a monochrome/color monitor with your CoCo 2. Comes with audio/video cables. Excellent picture quality/resolution! \$34.95

RS232 Y CABLE: Hook 2 Devices to the serial port. Only \$24.95

Y CABLE: Use your disk system with Speech Pak, CoCo Max, DS69, etc. \$27.95

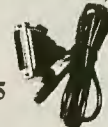
RGB Analog Extender Cable: \$19.95

SONY Monitor Cable: \$29.95

MODEM CABLE: 4 pin to DB25. Only \$19.95

2-POSITION SWITCHER: \$29.95

III-RES JOYSTICK INTERFACE: \$11.99



CHIPS, ETC

Disk Basic Rom 1.1 (Needed for CoCo 3): \$29.95

ECB ROM 1.1: \$29.95

68B09E or 6809E Chip: \$14.95

MultiPak PAL Chip for CoCo 3: \$19.95

PAL Switcher: Now you can switch between the CoCo 2 and 3 modes when using the Multi-Pak. You need the OLDER & NEW PAL chip for the 26-3024 Multipak.

Only \$39.95. With NEW PAL Chip: \$49.95.

UPGRADES

64K Upgrade for CoCo I's, CoCo II's with Cat #26-3026/27, 26-3134, 26-3136: \$29.95

64K Upgrade for 26-3134 A/B CoCo II: \$39.95

(Free 64K Software incl. with 64K Upgr.)



MICROCOM SOFTWARE



To Order: Refer to Page 17 of our 6-page ad series: (Pgs. 9-17)

Credit Card Toll Free Orderline **1-800-654-5244** (9am-8pm 7days/week)

Order Status, Info, Technical Info: 716-383-8830



New OS9 Products

(For B&B HyperIO System)

Hard Drive Utilities: MSA Backup, Copy/Kill/Rename, Hard Disk Backup to Floppies (vica versa), wild card & more. Only \$21.95

Disk Doctor: Checks/locks out bad sectors. Only \$17.95

Hard Drive Zap: View tracks, sectors, modify data on your hard disk. Only \$21.95

DS69B Digitizer: Use your CoCo 3 to display pictures from your VCR or video camera. Includes C-SEE 3.3 software. Only \$149.95

Gravis Joystick: The BEST joystick for your CoCo. Tension, rotary, centering, free-floating controls with 3 buttons: \$59.95

MPI Locking Plate (Specify Cat #): \$8

Coming Soon: ROMPAK Wild card: Lets you transfer ANY Rompak to disk.

MAGNAVOX 8CM515 RGB MONITOR

Razor-sharp picture quality for your CoCo! Has 14" screen, Analog/TTL RGB, Composite Inputs for CoCo 2/3, Speaker, tilt-stand & 2 year warranty! Only \$265 (add \$12 S&H/\$40 in Canada)



Magnavox RGB Cable for CoCo 3 and Composite Video / Audio Cable Set with purchase of monitor: \$19.95

DISK DRIVES for CoCo 2 & 3

There are a lot of dealers selling disk drives for the CoCo. Why buy from us? **First**, all our drives are Brand New and made by Fujitsu. They are sleek, quiet and have a reputation of superb reliability. **Second**, our Drive 0 systems come with the acclaimed DISTO Controller - with gold-plated contacts. **Third**, our Drive 0 systems come with the official 200 page Radio Shack Disk Manual with floppy disks; everything you need to get started. **Fourth**, you get \$60 worth of our utility software (Disk Util 2.1A & Super Tape/Disk Transfer) & our DISKMAX software which allows you to access BOTH sides of our drives. Our drive systems are head & shoulders above the rest.

Drive 0 (With Disto Controller, Case, Power Supply, 1 Drive Cable, Manual, Software): \$209

Drive 1 (With Case, Power Supply & software): \$129 Bare 5 1/4" Drive: \$89

2 Drive System (With Disto Controller, Case, Power Supply, 2 Drive Cable, Manual & Software): \$309

1 Drive Cable: \$16.95 2 Drive Cable: \$ 22.95 4 Drive Cable: \$34.95

FD501 Upgrade Kit: Bare Drive, 2 Drive Cable & Instructions: \$109

HARD DRIVE SYSTEMS/ INTERFACES

Complete w/ Hard Drive, Western Digital Controller, B&B Interface, Cables, Case, Power Supply, Software (HYPER IO) & Instruction manuals. Assembled/tested/formatted. Just Plug'N'Run. This is the best hard drive deal for the CoCo.

Seagate 20 Meg System: \$509

Seagate 30 Meg System: \$539



CoCo XT: Use 2 5-120 Meg Drives with your CoCo. Only \$69.95 w/ Real Time Clock: \$99.95

CoCo XT ROM: Boots OS9 from hard/floppy. \$19.95

HYPERIO: Allows Hard Drive Use with RSDOS. Only \$29.95 **HYPERIO: Disto Version:** If you have a DISTO Controller w/ Hard Drive Interface, this program will allow you to use your Hard Drive from RSDOS!! Only \$29.95

PRINTERS

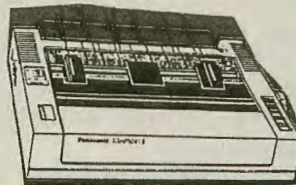
1000 Sheets of paper included **FREE** with every printer

NX1000 Rainbow System: NX1000 Color Printer w/144 CPS draft • Friction/Tractor Feed • Epson/IBM Compatible • 1 Year Warranty. Only \$289

NX1000 System: NX1000 Printer w/ 144 cps Draft • Friction/Tractor Feed • Epson/IBM Compatible • 1 Year Warranty. Only \$199

Panasonic KX-P1080i II System: Panasonic Printer w/ 144 cps Draft • Tractor/Friction Feed • Epson/IBM Compatible • 2 Year Warranty. Only \$189

Panasonic KX-1592 System: Panasonic Printer w/216 cps Draft • 16.5" Wide Carriage • 2 Year Warranty: \$399



DISTO PRODUCTS ...

Disto Super Controller: \$99.95 Disto Super Controller II: \$129.95

- Mini Eprom Programmer Add on: \$54.95
- Hard Disk Add On: \$49.95
- RT Clock & Parallel Interface: \$39.95
- MEB Adapter Add On: \$24.95

MULTI-BOARD ADAPTER: Printer Port, Faster RT Clock & true RS-232 Serial Port. \$59.95

RS232 SUPER PACK: Here it is! True RS-232 Port for your CoCo. Compatible with Tandy® Deluxe RS232 Pack. Includes DB25 Cable. Requires Multipak. Only \$54.95




MICROCOM SOFTWARE 2900 Monroe Avenue • Rochester, NY 14618

To Order: All Orders \$50 & above (except Printers, Monitors, Drives, Computers) shipped by UPS 2nd Day Air in Continental US. We accept Visa, MC, Amex, Discover, Check & MO. Please add \$3.00 S&H (\$10 for Drives/Printers) in continental US; foreign add 10% S&H (Min \$5). NYS Residents please add sales tax. Our Australian Agent: Aust. Peripheral Development. Ph: 07-208-7820

Credit Card Toll Free Order line 1-800-654-5244 (9am-8pm 7 days/week)





Lil' Ole Interest, Revisited

By Duke Norris

Lil' Ole Interest Monitor, by Francis S. Kalinowski, is a program that first appeared in the September 1984 issue of RAINBOW. It gives a detailed printout and/or display of how your various bank accounts are growing.

As originally written, the program requires at least a 16K CoCo with Extended Color BASIC, accepts user inputs for up to 11 money accounts and the interest rates, and calculates and prints accounts and earnings information for each day of a selected compounding period.

Because in the computer world, change is the norm, monotony the exception, I have taken a good program

and made it better. The program now displays on the CM-8 monitor's screen either 40- or 80-column widths and fully utilizes the DMP-132 printer features. The user also no longer needs to worry about memory constraints.

The modified program requires a CoCo 3, cassette or disk drive and an RGB monitor. A printer is optional. It begins with a graphics title display and prompts you for three items:

- Screen Width? Enter 4 or 8. (4 is for a 40-column display and 8 is for an 80-column display.)
- Do you want a printout? Enter Y or N.
- Press the space bar when you are ready to begin.

Now you are ready to enter answers to a series of prompts so the program can do its work:

- The starting date, if a printout was selected.
- The account owner's name.

- The number of accounts to calculate. (The program will calculate from 1 to 11 accounts.)
- The number of compounding days for all the accounts.
- The starting balance of each account.
- The interest rate calculated on each account.

After you have seen the results of what you have entered, you are then prompted for:

- Calculate more account(s)? Enter Y or N.
- Do you want a printout? Enter Y or N.

User Modifications

As you key in the program, there are three program areas where you might have to make modifications to this version of the program to best fit your CoCo system configuration:

- Program Line 190 by POKING the value of 18 in location 150 to operate the DMP-132 printer at 2400 baud. You

Duke Norris has been working with computers for over 20 years. His first home computer was a 4K CoCo 1 and he is the SysOp of Shelby County Indiana's oldest BBS. Hobbies include computers and restoring classic cars and trucks.

COLORWARE

Introduces

THE WORKS

"Your CoCo 3 will think it's a Mac."

GRAPHIC DESIGN / WORD PROCESSING / SPELLCHECKER

The Ultimate in Desktop Publishing

The Works includes everything below

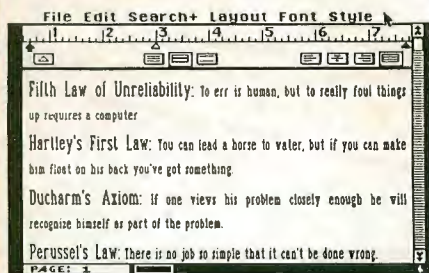
All for **\$149⁹⁵**
Save \$80.00

Max-10+

Now with online 40,000 word spellchecker

Regularly \$79.95

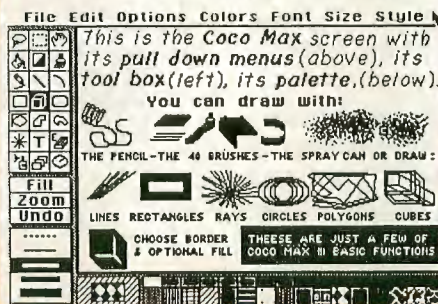
The latest in CoCo word processors and the only one with true WYSIWYG (What You See Is What You Get) output. Mix graphics with text. Max-10 is great for anything from greeting cards up to newsletters. Just turn the next page for a full list of Max-10's unbelievable features.



CoCo Max III

Regularly \$79.95

The ultimate graphics creation program. See the list of features on the next page. Also read the superb review in *The Rainbow*, April 1988.



30 DAY TRIAL OFFER AND OUR NO-RISK GUARANTEE

We understand perfectly that you have no reason to believe anything you read. Including this ad. (Or the rave reviews)

So we invite you to evaluate **The Works** yourself. Call and order it. We'll send it with detailed, clear instructions. Use it with your own CoCo 3, on your own work, for 30 days. Try it for brilliant presentation graphics, outstanding word processing. Wring it out.

After 30 days, if it isn't for you, for any reason, we'll take it back and write you a check immediately for your full purchase price.

The risk is all ours. But we urge you not to wait, this deal may end soon. We can guarantee this price only if you order now.

Call today. You have nothing to lose.

(203) 348-9436

Order line open weekdays 9 to 5 Eastern time
See next page for more ordering info.

COLORWARE

A division of Sigma Industries, Inc.

Max-10 Font Set

Regularly \$29.95

36 fonts on 2 disks. Can all be used easily and quickly with Max-10.

Frontier 18 point
Athens 18 point
Irvine 12 point

Irvine 24
Swan Song 12 point
Swan Song 24

Ellesmere 12 point
Ellesmere 24 point
Ellesmere Bold 24
Digital 12 point

Longhand 24
Hollow 18 point
Hollow 18 point

Rome 9 point
Rome 12 point
Stencil 18 point

Futura 24
Courier 12 point
Brookhaven 18
Charm 18 point
San Francisco 18
Century 24

All these and 14 more!

CoCo Max Fonts

Regularly \$49.95

Almost 100 fonts for incredible headlines and text. Four disks full of fonts. Use CoCo Max styles (Bold, Italic, 3-D, Shadow ...), sizing and colors for absolutely wonderful effects. Thousands of combinations are possible. Here are some of the fonts:

- Blondie
- Chadlow
- Koloss
- Sahara
- Peignot Small
- Peignot Large
- Program Small
- Program Medium
- Program Large
- Victory
- Baby Teeth Small
- Baby Teeth LG.
- Bobo Bold
- Cartwheel
- Normande Small
- Normande Medium
- Normande LG.
- Plano
- Sinaloa
- Printout Small
- Printout Large

NEW

REAL DESKTOP

CoCo Max™ III

AND



CoCo Max III is absolutely the best drawing package available for the CoCo 3, and it does more than just let you draw. CoCo Max III includes animation, text, color mixing and more features than you would think possible. It combines incredible speed with dazzling graphics and it is a joy to use even its most powerful features.

Pictures, graphs, flyers, cards, signs, school projects, labels, buttons and anything else you might dream of creating is now possible with CoCo Max III. Is it any wonder that the majority of CoCo Gallery pictures in the last five months were created with CoCo Max?

Thousands of CoCo users have found that you don't have to be an artist to have fun with CoCo Max. You'll wonder why you waited so long to get the incredible CoCo Max III.

CoCo Max III is the best because it includes:

- a huge picture area (two full hi-res 320x192 screens) - a large editing window - Zoom mode for detail work - 28 drawing tools which you just point and click on - shrink and stretch - rotation at any angle (1.5 degree steps) - 512K memory support (all features work with 128K too) - an Undo feature to correct mistakes - you can even Undo an "Undo" - Animation - special effects - color sequencing (8 colors, variable speed) - thirteen fonts (more available) - each font has eight different sizes - five style options (bold, italic, 3D, etc.) for thousands of font/size/style combination possibilities. - the CoCo Show "slide show" program - color editing of patterns - automatic pattern alignment - prints in single and double size - smart lasso (move text over a background...)
- advanced tools: arc, ray, cube, etc. - select 16 of the 64 colors (all 64 colors are displayed at once for selection!) - picture converter (CoCo Max II, MGE, BASIC) - extensive prompting - "glyphic" clipbook of rubber stamps - double click shortcuts - color mixing (additive/subtractive/none) - money back guarantee - sophisticated data compression saves disk space - pull down menus (no commands to remember) - forty paintbrush shapes - two color lettering - spray can - scrapbooks of pictures - error free - Y-cable or multipack not required - high speed hi-res interface included (plugs into joystick port) - disk is not copy protected - amazing "flowbrush" - RGB and composite monitor support - replace color - printing on black and white printers in five shades of gray - full color printing with optional drivers for the NX-1000 Rainbow and CGP220 - entirely rewritten for the CoCo 3

There are no limits to what you can do with this fabulous program. Speed, ease, animation, power and color, all in one package. CoCo Max III is the ultimate program for the CoCo 3. -Rainbow review 4/88

CoCo Max III: \$79.95
Max-10 owners: deduct \$10

System Requirements:

CoCo 3 disk system and a Joystick or Mouse

Printer drivers included:

IBM/Epson and compatibles, GEMINI, DMP105/106/130, OKI182/192, CGP220 (B&W), DMP110, DMP200

Color printer drivers (prints 125 different colors) Star NX-1000, CGP-220, or Okimate 20 each **\$19.95**

For all CoCo Max Versions

Max Edit Font Editor: A font is a set of characters of a particular style. With Max Edit you can create new fonts or modify the existing ones. **\$19.95**

Max Font disks (send for list) each **\$19.95**

Max Font Set (95 fonts on 4 disks) **\$49.95**

DS69/69B Digitizers: allows you to capture the image from a VCR or video camera and bring it into your computer. CoCo Max will let you load digitized pictures and modify them.

DS-69 (2 images per second. Requires multipak) **\$99.95**

DS-69B (8 images/second) **\$149.95**

CoCo 1 & 2 Owners Still Available:

(See previous ads or write for information)

CoCo Max II (works on all disk CoCos) **\$69.95**

CoCo Max Tape (CoCo 1 & 2 only) **\$59.95**

Y-Cable **\$24.95**

CoCo Max II Picture Disk Set set of 3 disks: **\$29.95**

Guaranteed Satisfaction

Use CoCo Max or Max-10 for a full month. If you are not delighted with either of them, we will refund every penny.



A division of Sigma Industries, Inc.

TO ORDER

(203) 656-1806 MON-FRI 9 to 5 EST

Visa or Mastercard accepted. C.O.D. orders \$3 extra

Check or M.O. for: Colorware, 242-W West Ave, Darien CT 06820

Add \$3 per order for shipping (\$5 to Canada, 10% to overseas)

CT residents add 7.5% sales tax



PUBLISHING

COLORWARE

Max-10

THE DAZZLING WORD PROCESSOR

You probably already have a word processor, and you probably wish it had these features:

- ▶ Fully menu driven (CoCo Max style) with point and click marking of text. You don't need the arrow keys!
- ▶ True WYSIWYG (What You See Is What You Get) including variable size fonts, styles (bold, italics, etc.) and graphics.
- ▶ Can print multiple columns on a page.
- ▶ Not limited by printer capabilities: fonts up to 24 points (1/3") high, superscripts, small print, etc.
- ▶ Fully integrated spelling checker (incredibly fast), no need to exit program to check spelling.
- ▶ Graphics can be imported from just about anything (CoCo Max; MGE; BASIC; even Macintosh pictures from a BBS) and resized to fit your document.
- ▶ Full screen preview including graphics.

Max-10 has all these unique features, plus all the features you are used to in your current word processor. Even with all this, you don't give up anything. Max-10 is easier to use, more intuitive, faster and more powerful than anything else. It's not just a word processor, it's a desktop publisher.



Some of the many features of Max-10:

- Blinding speed - printing in multiple columns - online dictionary
- spell checking - graphics can be mixed with text - full justification
- of proportionally sized characters - bold, italic, underline
- superscript and subscript type styles - superb file support, just point and click - "Undo" lets you correct mistakes - easy to use, no commands to remember - any graphics program can be used
- pictures can be shrunk or stretched to fit - right and left alignment
- centering - variable line spacing - page numbering - current page number displayed on the screen - variable tab stops - left and right margins - tabs and margins can vary in the same document
- cut and paste text and graphics anywhere in the file - page break shows on the screen - pull down menus are quick and simple to use
- lightning fast access to any point in the document with the scroll box - twenty fonts (styles and sizes), more available - any number of character sizes and styles can be mixed on the same line - up to more than 120 characters per line, depending on font size, style and letters - headers and footers, even with graphics - file compatibility with other word processors - right, left, bottom and top margins
- word wrap - set starting page - type ahead - key repeat - key click - scroll up and down - ASCII file output for compatibility
- disk directory - kill files- block cut, copy and move - global search and replace - paragraph indent - clipboard - merge - show file (on disk) - free memory display - page count - paragraph count - word count - graphics can be resized and moved - multiple fonts - error recovery - true lowercase - 512K memory support (all features work with 128K too) - complete point and click cursor control - moving, clearing and changing blocks of text is ridiculously easy, just point and click at each end of the text block - onscreen ruler - preview file before loading - search and replace - disk is not copy protected - more than 35 pages of text

CoCo Max III and Max-10 Perfect Together

You do not *need* CoCo Max III to insert and print graphics in Max-10. Max-10 works with any graphics creation program, and you can also use graphics downloaded from bulletin boards.

Similarly, you do not *need* Max-10 to create graphics with text in CoCo Max III. There are tremendous lettering capabilities in CoCo Max III, with its many fonts, styles, and sizes.

Together Max-10 and CoCo Max III are an unbeatable combination. This desktop publishing system is better than anything you've ever seen on a CoCo. We are so confident that you will use, and enjoy using the two software packages, that we offer an unconditional money back guarantee. Stop wasting your time and effort using inferior or obsolete products. Move up to the new generation of CoCo software now.



Max-10: \$79.95

CoCo Max III owners: deduct \$10

Max-10 requires a CoCo 3, at least 1 disk, & joystick or mouse
Printer drivers included: IBM/Epson and compatibles: DMP
105, DMP106, DMP130; CGP220 (B&W); Gemini/Star


```

;:PRINT#-2,USING"#####.## ";TI;
:PRINT#-2,USING"#####.##";GT
310 LOCATE0,04:Q$="Day ###":GOSU
B930:PRINTTAB(WA)"";:PRINTUSING
Q$;D:LOCATE0,06:Q$="Grand Total
$$#,###,###.## ":GOSUB930:PR
INTTAB(WA)"";:PRINTUSING Q$;GT
320 LOCATE0,08:Q$="Daily Interes
t $$#,###,###.####":GOSUB930:PRI
NTTAB(WA)"";:PRINTUSING Q$;DI:LO
CATE0,10:Q$="Total Interest $$#,
###,###.## ":GOSUB930:PRINTTAB(
WA)"";:PRINTUSING Q$;TI
330 D=D+1:IFD<DD+1THEN230ELSED=D
-1
340 IFPT<8THENPT=8
350 C=61:GOSUB220
360 LOCATE0,13:ATTR5,2:PRINTSTRI
NG$(80,32):LOCATE0,14:Q$="This w
ay, Lil' Ole "+A$:ATTR5,2:GOSUB9
20:Q$="can earn: $$#,###.## Tota
l Interest":GOSUB930:LOCATE0,15:
PRINTTAB(WA)"";:PRINTUSING Q$;TI
370 IFPS=0THEN400
380 PRINT#-2,TAB(PT-8)"this way
Lil' Ole "A$" can earn ";:PRINT#
-2,USING"$$#,###.##";TI
390 PRINT#-2,TAB(PT-8)"and end u
p with ";:PRINT#-2,USING"$$,###.
##";GT;:PRINT#-2," in just"D"day

```

```

s."
400 LOCATE0,16:Q$="and end up wi
th at least: $$###,###.##":GOSUB
930:PRINTTAB(WA)"";:PRINTUSING Q
$;GT:LOCATE0,17:PRINTSTRING$(79,
32):LOCATE0,17:Q$="in just"+STR$
(D)+" days.":GOSUB920
410 C=36:GOSUB220:IFPS=0THEN430
420 FORX=1TO4:PRINT#-2:NEXT:GOSU
B1060
430 PRINT:GOSUB950:LOCATE0,22:Q$
="Want To Run More Accounts (Y/N
)":ATTR4,5:GOSUB920:SOUND1,1
440 S$=INKEY$:IFS$="Y"THEN460ELS
EIFS$<>"N"THEN440
450 GOSUB970:GOSUB950:CLS5:END
460 FORX=0TO10:AA(X)=0:AN(X)=0:I
E(X)=0:IR(X)=0:NEXT
470 GOSUB970:ATTR3,2:Q$="Do You
Want A Printout (Y/N) ?":LOCATE
0,22::GOSUB920:SOUND1,1:S$=""
480 GOSUB950:S$=INKEY$:IFS$="Y"TH
EN PS=1:GOSUB970:GOSUB910 ELSE
IF S$=""THEN480 ELSE GOSUB960:PS
=0
490 D=0:TI=0::DI=0:IE=0:FL=0:C=2
2:W=0:CLS5:GOTO590
500 HSCREEN2:HCOLOR2,1:HCLS6:HW=
40:FORBN=0TO10:HPRINT(0,BN),STRI
NG$(40,"$"):NEXTBN:Q$="Lil' Ole"
:Q=12:GOSUB940
510 Q$="Person's":Q=14:GOSUB940
520 HCOLOR1,2:Q$="GOLDPILE":Q=16
:GOSUB940:HCOLOR2,1
530 GOSUB970:HCOLOR5,6:Q$="Do Yo
u Want A Printout (Y/N) ?":Q=18:
GOSUB940:SOUND1,1
540 S$=INKEY$:IFS$="N"THEN PS=0:
GOSUB960:GOTO550ELSEIFS$="Y"THEN
PS=1:GOSUB970ELSE540
550 HCOLOR1,6:Q$="Screen Width 4
=40 8=80 (4/8) ?":SOUND1,1:Q=2
0:GOSUB940:SOUND1,1
560 S$=INKEY$:IFS$="4"THEN HS=40
ELSE IF S$="8"THEN HS=80 ELSE G
OTO560
570 HCOLOR4,6:Q$="PRESS <SPACEBA
R> TO START.":Q=22:GOSUB940:SOUN

```

STG

Computers Inc.

See you at Rainbowfest Chicago!

NO HYPE! JUST QUALITY OS9
SOFTWARE AND HARDWARE

Goldstar 2400 Baud Modem (1200 Baud - \$100) \$150
100% Hayes compatible, steel case, stores five numbers
Parameters stored in non-volatile ram using AT commands

SUPERCOMM 2.0 by Dave Philipson \$30

Xmodem CHK,CRC & Ymodem batch transfer with buffering
Autodial and redial with keyboard macros, auto log on
ANSI and OS9 terminal emulation / Access to OS9 Shell
ASCII file capture and send / Split screen conference
Reliable with T2 or any other device even at 2400 baud
will work with only 128K and a black and white monitor
Pop-up windows w/Help and easy to use ALT-KEY commands
done in 100% assembly language for efficient operation
Not necessary to build new boot disk - just load and run!
Proven faster & more reliable than other terminal programs

OS9 Level 2 Login/BBS Package \$50

Auto-Baud Tsmom with command passing and optional hours
Login with DES password encryption, logs access attempts
Group and Net Accounts can be set-up, new users verified
Configurable Menu w/User-select ANSI, OS9, or no graphics
Mail, public News, and Net Mail (exchange w/other systems)
BLAZE included for ultra-fast bidirectional Net transfers
Chat, Xmodem/Ymodem transfers, Help, multi-user conference
Chown, FindFile, Pop/Label (for windows), other utilities
Any OS9 command can be run from login, no doors required
OS9 Level 2, 512k, Hard drive or NO-Halt controller req'd
Limited free updates-modifications available upon request
(call or write for details on OSK version of this package)

CDI-Carrier Detect Interface Only \$15 w/login \$20
Hardware which allows baud rate detection w/login package

VEF Printer Dump for Star NX-1000 Rainbow \$20
has fast and slow dump modes, matches OS9 palettes

Indiana residents add 5% sales tax. COD Add \$3. No credit cards.
Shipping & handling included. Send check or money order to:
STG Computers, Inc. - P.O. Box 242B5 - Speedway IN 46224
(317) 241-6401 (voice) - (317) 244-3159 (modem, 3/12/2400)

Max-10[®]

The Dazzling Word Processor and Document
Creator for the CoCo 3.
Nothing else comes close.

SOFTWARE 203 656 1806

COLORWARE

```

D2,1
58Ø F=RND(7):IF F=6THEN58ØELSE S
$=INKEY$:HCOLOR F,7:HPRINT(RND(8
Ø)-1,RND(11)-1),"$:IF S$<>" "TH
EN58Ø ELSE HW=HS
59Ø WIDTHHW:HSCREENØ:CLS5:ATTR4,
1:Q$="Lil' Ole Person's GOLDDILE
":LOCATEØ,Ø:GOSUB92Ø:IF HW=8Ø TH
EN Q$=STRING$(78,36)ELSE Q$=STRI
NG$(38,36)
60Ø ATTR3,3:LOCATEØ,1:GOSUB92Ø:G
OSUB95Ø
61Ø IFPS=ØTHEN63Ø
62Ø LOCATEØ,3:Q$="What's The Sta
rt Date (MM/DD/YY)":GOSUB92Ø:INP
UT" ";B$: IF B$=""THENSOUND1,1:C
LS5:GOTO59Ø
63Ø LOCATEØ,5:Q$="What's The Acc
ount Owner's Name":GOSUB92Ø:INPU
T" ";A$:IF A$=""THEN SOUND1,1:GO
TO63Ø
64Ø LOCATEØ,8:Q$="How Many Accou
nts For Processing":GOSUB92Ø
65Ø INPUT" ";Y:IFY<1ORY>11THENSO
UND1,1:LOCATEØ,8:PRINTSTRING$(16
Ø," "):GOTO64ØELSE IF PS=1THEN G
OSUB91Ø
66Ø IF PS=1 THEN IF Y<6THEN GOSU
B1Ø3Ø ELSE IF Y>5 AND Y<8 THEN G
OSUB1Ø4Ø ELSE IF Y>7 THEN GOSUB1
Ø5Ø
67Ø LOCATEØ,11:Q$="How Many Comp
ounding Days":GOSUB92Ø:INPUT" ";
DD$:DD=VAL(DD$):IF DD=Ø OR DD>36
5Ø THEN LOCATEØ,11:PRINTSTRING$(
16Ø,32):SOUND1,1:GOTO67Ø
68Ø LL=15:FORX=1TOY:LOCATEØ,LL:P
RINTSTRING$(16Ø," "):IF HW=8ØTHE
NLOCATEØ,LL+3:PRINTSTRING$(16Ø,"
")
69Ø LOCATEØ,LL:Q$="Account"+STR$
(X)+" Starting Amount ($$. $$)":G
OSUB92Ø
70Ø INPUT" ";AA(X-1):IF AA(X-1)=
ØTHEN SOUND1,1:GOTO69Ø ELSE LL=L
L+3
71Ø LOCATEØ,LL:Q$="Account"+STR$
(X)+" Interest Rate (ØØ.ØØØØ)":G
OSUB92Ø
72Ø INPUT" ";IR(X-1):IF IR(X-1)=
ØTHEN SOUND1,1:GOTO71ØELSE IR(X-
1)=IR(X-1)*.Ø1
73Ø LL=LL-3:NEXT:CLS5
74Ø ATTR4,1:LOCATEØ,Ø:Q$="Lil' O
le Person's GOLDDILE":GOSUB92Ø:A
TTR3,3:LOCATEØ,1:Q$="(WATCH IT G
ROW!)":GOSUB92Ø
75Ø IF HW=8ØTHEN Q$=STRING$(78,3
6)ELSE Q$=STRING$(38,36)
76Ø ATTR7,1:GOSUB92Ø:GOSUB95Ø
77Ø IFPS=ØTHEN88Ø

```

```

78Ø PT=INT((Y*9)+6)/2
79Ø PRINT#-2,TAB(P T-1)"Lil' Ole
Person's GOLDDILE"
80Ø PRINT#-2,TAB(P T-1)"for "A$"
on "B$". "
81Ø C=36:GOSUB22Ø:PRINT#-2," No.
";X=1:FORT=6TOY*9STEP9
82Ø PRINT#-2,TAB(T)"Accnt"X;X=X
+1:NEXT
83Ø PRINT#-2,TAB(T)"Today's";TAB
(T+9)"Accumltd";TAB(T+19)"Grand"
84Ø PRINT#-2,"Days";X=Ø:FORT=5T
OY*9STEP9
85Ø PRINT#-2,TAB(T)IR(X)"%";X=X
+1:NEXT
86Ø PRINT#-2,TAB(T+1)"Interest I
nterest";TAB(T+2Ø)"Total"
87Ø C=61:GOSUB22Ø
88Ø FORX=ØTOY-1:DR(X)=IR(X)/365:
NEXT:GOSUB21Ø
89Ø U=INT(GT/44ØØ):IFU<1THENU=1
90Ø I=U:GOTO26Ø
91Ø LOCATEØ,22:IF(PEEK(&HFF22)AN
D1)THEN HCOLOR4,6:Q=22:Q$="PRINT
ER NOT READY":GOSUB92Ø:GOTO91Ø E
LSE GOSUB1Ø2Ø:LOCATEØ,22:PRINTST
RING$(78," "):;RETURN
92Ø IFLEN(Q$)> HW THENRETURNELSE
PRINTTAB((HW/2)-(LEN(Q$)/2));Q$:
RETURN
'CENTERIT
93Ø IFLEN(Q$)> HW THENRETURNELSE
WA=((HW/2)-(LEN(Q$)/2)):RETURN
94Ø IFLEN(Q$)> HW THENRETURNELSE
QQ=(HW/2)-(LEN(Q$)/2):HPRINT(QQ
,Q),Q$:RETURN
95Ø ATTRØ,4:RETURN
96Ø POKE65497,Ø:RETURN 'SPEED-UP
97Ø POKE65496,Ø:RETURN 'SLOW-DOW
N
98Ø '
99Ø 'ALL PRINT CODES ARE FOR A
DMP-132
100Ø 'CHANGE TO RETURNS IF NOT
WANTED OR CHANGE THE CHR$
CODES
101Ø '
102Ø PRINT#-2,CHR$(12):RETURN
'SKIP TO TOP-OF-FORM
103Ø PRINT#-2,CHR$(27);CHR$(18):
RETURN
'CORRESPONDENCE-1Ø
104Ø PRINT#-2,CHR$(27);CHR$(29):
RETURN
'CORRESPONDENCE-12
105Ø PRINT#-2,CHR$(27);CHR$(77):
RETURN
'MICROFONT
106Ø PRINT#-2,CHR$(7):RETURN
'SOUND PRINTER BELL END-OF-PRIN
T OPERATION

```


"In the beginning there was VIP Writer and users saw that it was good, But it's not the best anymore. There's a new word processor to claim the crown..."

VIP Writer III -Setting the Standard"

-RAINBOW SEPT. 1988

MORE SCREEN DISPLAY OPTIONS

VIP Writer III offers screen widths of 32, 40, 64 & 80 - all with 24 lines and actual lower case letters using the CoCo 3's hardware display. It runs at double clock speed and has 4-color menus making VIP Writer III FAST and EASY to use! You can choose foreground, background, hilite and cursor colors from up to 64 hues. Color can be turned ON or OFF for the best possible display using a monochrome monitor or TV set. VIP Writer III has a context sensitive help facility to display command usage in easy to read colored windows.

CUSTOMIZER & PRINTER INSTALLER

VIP Writer III comes with a configuration / printer installation program which lets you customize VIP Writer III to suit your own liking. You can set screen width and colors as well as margins and more. You can also install your own printer and set interface type (serial, parallel or J&M), baud rate, line feeds, etc. Once done, you never have to enter these parameters again! VIP Writer III will load n' go with your custom configuration every time!

MORE TOTAL TEXT STORAGE

VIP Writer III has 106K total text storage in a 128K CoCo 3 (495K in 512K). VIP Writer III creates ASCII text files which are compatible with all other VIP Programs as well as other programs which use ASCII files. You can use VIP Writer III to even type BASIC programs! There is a 48K text buffer (438K in a 512K CoCo 3) and disk file linking allowing virtually unlimited text space. VIP Writer III works with up to four disk drives and lets you display directories and free space as well as rename or kill disk files. In addition VIP Writer III is 100% compatible with the RGB Computer Systems Hard Disk.

POWERFUL EDITING FEATURES

VIP Writer III has a full featured screen editor which can be used to edit text with lines up to 240 characters long with or without automatic word wrap around. You can select type-over mode or insert mode. There is even an OOPS command to recall a cleared text buffer. Other editing features include: Type-ahead • typematic key repeat and key beep for flawless text entry • end of line bell • full four way cursor control with scrolling • top of textfile • bottom of textfile • page up • page down • top of screen • bottom of screen • beginning of line • end of line • left one word • right one word • DELETE character, to beginning or end of line, word to the left or right, or entire line • INSERT character or line • LOCATE and/or CHANGE or DELETE single or multiple occurrence using wildcards • BLOCK copy, move or delete with up to TEN simultaneous block manipulations • TAB key and programmable tab stops • word count • line restore • three PROGRAMMABLE FUNCTIONS to perform tasks such as auto column creation and multiple copy printing.

Writer III or Library /W owners: Upgrade to the VIP Writer III 2.0 for \$10 + \$3 S/H. Send ORIGINAL disk and \$13 total.

AUTOMATIC TEXT FORMATTING

VIP Writer III automatically formats your text for you or allows you to format your text in any way you wish. You can change the top, bottom, left or right margin and page length. You can set your text flush left, center or flush right. You can turn right hand justification on or off. You can have headers, footers, page numbers and TWO auxiliary lines which can appear on odd, even or all pages. You can also select the line on which they appear! You can even change the line spacing! Parameters can be altered ANYWHERE!

PREVIEW PRINT FORMAT WINDOW

VIP Writer III features an exclusive format window which allows you to preview your document BEFORE PRINTING IT! You are able to move up, down, left and right to see centered and justified text, margins, page breaks, broken paragraphs, orphan lines etc.

PRINTING VERSATILITY

VIP Writer III prints TWICE as fast as any other CoCo word processor! It supports most serial or parallel printers using J&M JFD-CP or Rainbow interface and gives you the ability to select baud rates from 110 to 19,200. You can imbed printer control codes anywhere in your text file EVEN WITHIN JUSTIFIED TEXT! VIP Writer III also has TWENTY programmable printer macros which allow you to easily control all of your printers capabilities such as bold, underline, italics and superscript using simple key strokes. Other features include: multiple copy printing • single sheet pause • line feeds.

BUILT IN PRINT SPOOLING

VIP Writer III has a print spooler with a 57,000 character buffer which allows you to print one document WHILE you are editing another. You don't have to wait until your printer is done before starting another job! Some word processors DO NOT include this feature!

50,000 WORD SPELLING CHECKER

VIP Writer III includes VIP Speller (not FREEWARE) to check your text for misspelled words! It has a 50,000 (not 20,000) word dictionary that can be added to or edited.

QUALITY DOCUMENTATION

VIP Writer III comes with a well written 125 page manual which is Laser printed, not dot-matrix like the competition. It includes a tutorial, glossary of terms and examples for the beginner as well as a complete index! VIP Writer III is truly the BEST you can buy.

VIP Writer III includes VIP Speller 1.1.

DISK \$79.95

Available through Radio Shack Express Order Cat. #900-0908

VIP Writer owners: Upgrade to the Writer III 2.0 for \$49.95 + \$3 S/H. Send original disk and \$52.95 total.

VIP Database III

VIP Database III features selectable screen displays of 40, 64 or 80 characters by 24 lines with choice of 64 foreground, background, hilite and cursor colors for EASY DATA ENTRY. It uses the CoCo 3's hardware screen and double clock speed to be the FASTEST database available! VIP Database III will handle as many records as will fit on your disks and is structured in a simple and easy to understand menu system with full prompting for easy operation. Your data is stored in records of your own design. All files are fully indexed for speed and efficiency. IN-MEMORY SORT of records is LIGHTNING FAST and provides for easy listing of names, figures, addresses, etc., in ascending or descending alphabetical or numeric order. Records can be searched for specific entries using multiple search criteria. The built-in mail-merge lets you sort and print mailing lists, print form letters, address envelopes - the list is endless. The built-in MATH PACKAGE even performs arithmetic operations and updates other fields. VIP Database III also has a print spooler and report generator which uses print forms you create. **DISK \$69.95**

Available through Radio Shack Express Order Cat. #900-0915

VIP Database owners: Upgrade to the VIP Database III for \$39.95 + \$3 S/H. Send ORIGINAL disk and \$42.95 total.

VIP Library /WDCE

The VIP Library /WDCE combines all six popular VIP application programs - VIP Database III, VIP Writer III, VIP Speller, VIP Calc III, VIP Terminal and VIP Disk-ZAP - into one integrated program on one disk called VIP Desktop. **DISK \$179.95**
For VIP Library shipping please add \$4 USA. \$5 Canada. \$10 Foreign.

VIP Library owners: Upgrade to the VIP Library /WDCE for \$99.95 + \$3 S/H. Send ORIGINAL disk and \$102.95 total.

VIP Library /WDE owners: Upgrade to the VIP Library /WDCE for \$10 + \$3 S/H. Send ORIGINAL disk and \$13 total.

S D Enterprises

☎(503) 663-2865 ✉POB 1233 Gresham, OR 97030

We accept VISA / MASTERCARD and C.O.D. orders by phone.
Non VIP Library orders add \$3 for shipping and handling in USA. Canada \$4. Foreign \$6. COD orders add an additional \$2.75. Checks allow 3 weeks for delivery.

VIP Calc III

FAST 4-color POPUP menus • PRINT SPOOLER
32, 40, 64 and 80 Column HARDWARE display!

Runs VERY VERY FAST at double clock speed!

Now every CoCo 3 owner has access to a calculating and planning tool better than VisiCalc™, containing all its features and commands and then some. VIP Calc III allows a large worksheet with up to 512 columns by 1024 rows! In addition, VIP Calc III has up to 16 windows which allow you to compare and contrast results of changes. Other features include 8 AND 16 digit precision • trig. functions • averaging • algebraic functions • column and row ascending and descending SORTS • locate formulas or titles in cells • block move and replicate • global or local column width • limitless programmable functions • create BAR charts. Embed printer control codes for customized printing. Combine spreadsheet data with VIP Writer documents to create ledgers, projections, statistical & financial budgets and reports. **DISK \$69.95**

Available through Radio Shack Express Order Cat. #900-0916

VIP Calc owners: Upgrade to the VIP Calc III for \$29.95 + \$3 S/H. Send original disk and \$32.95 total.

Buy RGB-DOS for \$29.95,

Get Hard Disk support, new commands and a Disk Drive FREE!*

Sounds too good to be true? If you own a Radio Shack FD 502 or other double sided Disk Drive, using RGB-DOS, you can access the other side of your Disk Drive giving a second disk drive absolutely free! RGB-DOS also supports up to 2 Hard Drives that can be used by DISK BASIC as well as OS-9. RGB-DOS works with CoCo 1, 2 and 3 and supports double sided drives and faster stepping rates. Other features include: Full screen directory display shows drive #, free space and even a disk name! • RUNM command and FLEXIKEY Last Command Recall and Edit system • EPROM version executes any program when CoCo is turned on for hands free start-up. 64K Req'd.

All products run under RSDOS and are not copy protected.

A comparative-look at the various word processors available on the CoCo market

Deciding What's Write for You

Choosing a word processor will probably be the most important and difficult software decision you make in your computing life. You had better choose well, because if you're a typical user, the word processor will become the most-used program in your software collection. There is a wide variety of word processors on the CoCo market. Some are relatively expensive, some dirt cheap — but all handle the basic features of disk or tape I/O, etc. The decision will be based on the features you want — a spelling checker, table of contents generator, large buffer size, etc. Be sure to take some time and give a lot of thought to the one you select, because word processors are not like games; you do not buy a new one every month. And once you invest the time it takes to thoroughly learn a system and grow comfortable with it, you are not likely going to want to change. You'll have to live with it for a long time, and you'll grow to love it.

When it comes to word processors, people tend to be rather subjective. Here at Falsoft, we use Tandy's MS-DOS computers for production because our typesetting system is set up to work with them. Which means, of course, that for production we use MS-DOS word processors. Managing Editor Jutta Kapfhammer's favorite MS-DOS word processor is *Telecommuter*. Technical Editor Cray Augsburg's favorite is *WordStar 2000*. Reviews Editor Lauren Willoughby favors *XyWrite III Plus*.

Lonnie's favorite (you all know who he is, right?) is *WordPerfect 5.0*.

Because we are moving to a new typesetting system (Linotype) that is geared toward total electronic publishing, it has been decided that the editorial department standardize on word processors, using only one for production. And guess whose personal preference it is that we are all adopting? You guessed it — Lonnie's! In less than a week, we are all supposed to be editing and generating copy on *WordPerfect 5.0*. As you can probably tell, we are not at all thrilled with the idea. As a matter of fact, some of us will make the change kicking and screaming all the way. You see, word processors are personal kinds of things. You get very attached to the one you've been using. It's like getting accustomed to and driving what you feel is a Ferrari for years and one morning finding a Cadillac in your driveway. Cadillacs are nice, but . . .

Sorry, back to personal preferences and the CoCo.

Cray's personal favorite in the CoCo realm is *Simply Better*, a new CoCo 3 word processor that is a little like *VIP Writer III* Version 1. It lets you do all sorts of neat things — including sorts! Jutta's personal favorite is *Telewriter-64*, which lets her accomplish writing and editing tasks with menu-driven ease. And Lauren favors *VIP Writer III*, especially the new Version 2, because of its speedy command-driven operation and its new backspace key.

In a review a few months ago, Lauren sang the praises of *VIP Writer III* to the high heavens, even going so far as to say that it was "setting the standard for CoCo 3 word processing." That may or may not be true, but it should be noted that she was under the influence of subjectivitis. (Actually, *Telewriter-128* for the CoCo 3 came out about the same time as *VIP Writer III*, and the two are pretty much neck-and-neck with performance and operation — except that *Telewriter-128* is menu-driven — so maybe *it* set the standard.) If she stepped on some toes, she apologizes. We all are guilty of favoritism.

Here on the staff we've driven the various word processors around the block, but we hadn't taken them out on a road trip. Now that we have, here is a revelation, the most important thing we've learned in life: *At the baseline, all word processors are pretty much alike.*

All word processors let you type in text, edit it, store it, print it, call it back up and delete it. Primarily, the ability to save text is what makes word processors so wonderful.

In light of this revelation, we are going to have to amend our reviews editor's brash proclamation of *VIP* as the be-all and end-all of CoCo word processors. Now that we have test-driven all these programs, we are thoroughly confused. So, if you're reading this to find out what's the absolute best word processor available, you won't find that answer here. First you have to

ask yourself what kind of person you are, and then you'll know which word processor is right for you. (More on this later.)

What Can You Do With Them?

If you've read this far wondering what all the fuss was about, and you have no earthly idea what a word processor is, where have you been? No doubt most of you already know what a word processor is. Maybe word processing is the reason you purchased your Color Computer in the first place. Simply, very simply, a word processor is like a magic typewriter that lets you change what you type after you type it. Then it lets you print out what you typed — as many times as you want. No more duplication of effort.

It gives you a way to come clean, at least with copy. If your handwriting is lousy and your typing is worse, word processors are the only way to go! It doesn't matter how badly you type, because you can always retype. And retype and retype until you get it right

— but only the part you keep messing up. Never again will you have to key in the same information over and over. Your word processor (provided you have a storage device such as a cassette recorder or a disk drive) can store your work for you and spit it out on demand.

Word processors are the ultimate writing tools, and they are flexible. You can write novels, research papers and letters, or you could use them merely to automate your grocery list-making process. You can leave notes to yourself in a file that you call up every day. Because all a word processor does is store information.

Would You Believe . . . a "Wordbase"?

Databases are designed to store information, but they are structured so that you have to know exactly what kind of information you're going to fill them with before you get around to entering any. Reviews Editor Lauren Willoughby uses her word processor as a "free-form" database all the time, and she says the "search" part of the universal

search-and-replace feature serves her better than a standard database. She knows this because she's tried databases, both of the MS-DOS variety and the CoCo kind, and using the word processor is faster for her.

As reviews editor, she has to keep track of reviewers and their assorted equipment. If the information were kept in a database, there'd have to be at least 40 fields to contain it. But most reviewers do not have 40 pieces of equipment — say, 10 things on a list of 40, at the most. So when entering data on her reviewers, she'd be entering a lot of "no"s in fields pertaining to equipment they do not have.

Instead, all the reviewers are kept in an ASCII file. Lauren merely types the name of the reviewer, then just types the equipment that he or she *does* have (and if this gets tedious, macros can be called upon to type in repetitive material — to type in "modem" every time ALT-M is pressed, for example). If she needs to find a reviewer who has a modem, she goes to the top of the file and initiates

CoCo 3 Word Processors

Elite*Word/80




Advantages: It is a mature, easy-to-learn word processor with a suitable range of commands. All the options available are at the top of the screen in a command line. There is mail merge and support for the 512K CoCo 3.

Disadvantages: It lacks some of the "new" word processing features such as print spooling and auto-saving. The spelling checker is not included with the package, but is available separately.

CoCoNutshell: It makes a good word processor for business and school use, and is easy to learn. The ever-present menu interface should make it simple even for a child to use.

For more information, see the review in March 1987's RAINBOW, Page 134.

Simply Better



Advantages: It's got features, speed and ease of use. It can do sorts, line numbering, mail merge, and even generate an index and table of contents. There are "tasks," or macros, that can automate a lot of your work.

Disadvantages: There is no supplied spelling checker, though it can work with generic spelling checkers that accept ASCII files. There is no backspace key.

CoCoNutshell: With all its features, it is ideal for the word processing power user. It's also good for anybody else. It's simple to learn, yet the power is there for those who wish to delve deeper. Business users will appreciate mail merge and forms fill-in.

For more information, see the review in this issue of THE RAINBOW, Page 134.

Telewriter-128



Advantages: The extensive use of dialog boxes and windows results in very clean, efficient and smooth operation. A Help screen is available, and documents can be previewed onscreen. There are 26 macros that can each be used to store up to 127 characters of often-used text. There is also a conversion program that lets TW-64 .BIN files work on TW-128.

Disadvantages: There is neither mail merge nor a spelling checker, but any ASCII-based spelling checker should work.

CoCoNutshell: It is a full-blown word processor, offering virtually all the features you would expect to need for most applications.

For more information, see the review in May 1988's RAINBOW, Page 133.

a search for the text string "modem." The word processor will then zip through every occurrence of the word.

Granted, this procedure might get a little tedious if there were thousands of reviewers to keep track of — a database might be the best bet then — however, there are only about 100. But one thing traditional databases will let you do that you cannot replicate in a word processor is print out lists of indexed items.

Outward Bound

In conjunction with a desktop publishing program, a word processor lets you build your own typesetting operation. Yes, many desktop publishing programs are designed to let you generate copy (like *CoCo Newsroom*), but it is infinitely easier to prepare the text in a program that was designed for preparing text, then import the file into the desktop publishing program (as *Home Publisher* recommends you do). Desktop publishers are designed to coordinate text and graphics in a pleasing combination.

You can create family or club newsletters with your word processor alone, but if you want to get fancy with fonts and the like, you really need a desktop publisher. If it's got to do with the dissemination of information of any kind whatsoever — whether it's a club bulletin, a song, a newscast, a novel, a play, a movie, etc. — chances are very likely that at one time it was just a collection of thoughts typed into a computer keyboard and stored in a word processing file.

Getting Technical

You can even program with word processors! If BASIC's EDIT feature leaves you wanting more editing abilities, try typing in and editing your programs in your word processor. You must first convert the binary file into ASCII (SAVE "filename",A) before you can import the file, though.

One of the first uses Technical Editor Cray Augsburg found for his word processor was creating return address labels. Using programmable tasks, it

was a simple matter to enter his name and address just one time and print as many labels as needed. He would set the top margin to zero and the bottom margin and page length to 6 for use with 1-inch labels, making sure the text was centered in a six-line range and the function was programmed to print a single label. When asked for the number of times the task was to be executed, he just entered the number of labels he wanted. During the holidays, he adds a season's greetings message in a special font.

Programming is another area in which Cray uses his word processor. Full-screen editing makes it a breeze to enter and edit programs. And the global search and replace feature sure helps when you want to change all those PRINT statements to PRINT#-2. Also, with the "auto-numbering" feature found in many new word processors, you don't have to enter the line numbers. The only drawback is that you have to exit the word processor to take the program on a test drive.

CoCo 3 Word Processors (continued)

TextPro IV




Advantages: It's a power user's dream come true. If we're talking features, this is the final word. It can display up to 212 columns by 24 lines, with onscreen display of bold, italics and underlining. It includes nine Hi-Res screen fonts and does mail merge.

Disadvantages: It works mainly as a line editor, so writing text can be tedious. There is an auto-line-numbering function, but even using that can be tedious. It is difficult to learn, and you have to think like a programmer.

CoCoNutshell: If you are a power-hungry user and don't mind entering your text as lines, then this would be the word processor for you. It makes a good editor for programming. For more information, look for a review in an upcoming issue of THE RAINBOW.

VIP Writer III, V. 2



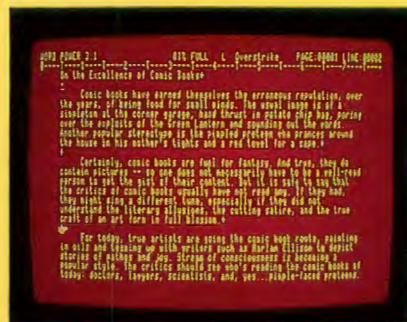
Advantages: It's fast and colorful. The native 80 columns make screen updates relatively speedy. The print spooler frees up the machine when you're printing long files. The addition of the backspace key makes cursor movement more intuitive. A help menu pops up over text when the user exits the text mode to go up to the command line.

Disadvantages: To get mail merge, you need *VIP Database*, a companion product.

CoCoNutshell: It's a good general-purpose word processor, fit for hardcore users and especially for users who also work with word processing on other machines. It is part of a library of companion programs.

For more information, see the review in this issue of THE RAINBOW, Page 132.

Word Power 3.2



Advantages: It offers lots of features, incorporating pluses such as a calculator and a split-screen window. The initial menu is intuitive and is very easy to use. It offers a spelling checker and a style checker and supports 512K. The configuration program is simple to run.

Disadvantages: Text can be displayed at 80 columns only, which may cause eyestrain for people accustomed to the larger 40-column characters.

CoCoNutshell: Mail merge and the calculator make it an excellent word processor for business. Its ease of use and intuitive interface also make it good for a general-purpose word processor. Students will appreciate the spelling and style checkers.

For more information, see the review of WordPower 3.1 in October 1988's RAINBOW, Page 120.

Telewriter-128™

the Color Computer 3 Word Processor

TELEWRITER: UNDISPUTED #1

If you've read the other word processor ads, you've probably had your fill of cold lists of features, and claims of ultimate speed, power, and ease of use. So let's try to get past the overblown claims and empty buzz words—with 2 simple facts:

Fact 1: Telewriter is undisputedly the #1 most popular word processor on the Tandy Color Computers.

Fact 2: Telewriter's exemplary ease of use and power have been acclaimed in numerous magazine reviews and in thousands of letters and calls from end users.

THE OTHERS DON'T UNDERSTAND

So why has Telewriter gained such a large and loyal following, while other Color Computer word processors have come and gone? Ironically, our competitors' ads tell you *exactly* why.

For them, word processing is nothing more than features and numbers. The longer the list of features, and the bigger the numbers, the better the word processor. Or so they think.

They just don't understand that power and ease of use are not gained by tacking on random features or throwing in freebie utilities or forcing you to use a cumbersome mouse.

Real Power, true Ease of Use, and genuine Speed can only be attained through thoughtful, logical, intelligent design, attention to detail, and a commitment to the act and the art of writing. That's the Telewriter tradition, and that's the reason for Telewriter's phenomenal success.

TELEWRITER-128: INTELLIGENT DESIGN PERFECTED

And now, Telewriter-128, the latest Telewriter, uses the added hardware power of the Color Computer 3 to bring this intelligent design to its logical perfection.

Telewriter-128 adds unsurpassed speed and important new features to the already impressive arsenal of Telewriter-64. Not just speed for speed's sake, or features for the sake of advertising—but speed where it counts and features that make you a more efficient, more effective writer.

Rainbow magazine put it this way: "Telewriter-128 will set the word processing standard for the Color Computer 3 because it is so simple and user friendly. . . . The 81-page tutorial/user's manual is nicely done. It is written in easy to understand language but the program itself is so easy. . . . Most people will be able to use the software right out of the package."

TELEWRITER-128 OR DESKTOP PUBLISHING

Desktop publishing is nice for adding pictures and fancy fonts to newsletters or business presentations—but its graphics orientation sacrifices some important capabilities when it comes to working with words.

If your main concern is expressing ideas through words (notes, letters, reports, papers, novels, etc.), the dedicated word processing power of Telewriter-128 still provides the most efficient tool for the job. Each tool has its place—desktop publishing for striking visuals, Telewriter-128, for effective writing.

TELEWRITER-128 OR TELEWRITER-64

You can no longer afford to be without the ease, power, and efficiency, that Telewriter brings to everything you write.

FEATURES THAT MATTER: Telewriter's outstanding design and its complete set of features, put it in a class by itself, for smooth, efficient writing and letter perfect printed documents. Telewriter-128 includes:

Unbeatable SCREEN PERFORMANCE: lightning fast paging and scrolling, on-screen text that never lags behind your typing, and a response that is always instantaneous, no matter how much text is in the buffer, or where you are in the document.

26 User definable MACRO KEYS type your often used phrases and titles with a single keypress—saving you time and freeing your concentration for writing. User settable DUAL SPEED CURSOR moves you anywhere on the line, on the page, or in the document, fast or slow—you decide, with the touch of a finger. Fast PRINT PREVIEW MODE shows you text as it will print: headers, footers, margins, page breaks, page numbers, justification—saves time and paper and guarantees perfect looking documents everytime.

Instant, ON-LINE HELP summarizes all Telewriter-128 commands and special symbols. The On-line OPTIONS MENU lets you instantly customize the writing environment at any time to suit your precise needs (Screen/character color, Monochrome on/off, Key repeat/delay rate, 2 Cursor repeat/delay rates, Case-sensitivity of search, Auto file backup on/off, and more). A SINGLE FUNCTION KEY takes you instantly to any menu, so you never have to stop and think.

The 24, 25 or 28 LINE SCREEN DISPLAY option lets you see 16% more on-screen text (28), or wider line spacing (25). The auto-loading OPTIONS FILE stores all your Macros, Print Format settings, and Options Menu settings, so they are always there everytime you run Telewriter-128. 3 pop-up STATUS WINDOWS tell you cursor position, word count,

Telewriter-128 for the Color Computer 3 costs \$79.95 on disk, \$69.95 on cassette.

For the Color Computer 1&2, Telewriter-64 costs \$59.95 on disk, \$49.95 on cassette.

To order by MasterCard or Visa, call (619) 755-1258 anytime, or send check to:

COGNITEC
704 Nob Avenue
Del Mar, CA 92014

(Add \$2 S&H. Californians add 6% tax. To upgrade from TW-64 to TW-128 send original TW-64 disk and \$41.95.)

Telewriter is also available through your nearby Radio Shack Computer Center and participating Radio Shack stores and dealers—or order direct from Express Order by dialing 1-800-321-3133.

Ask for: **Telewriter-128** (disk) . . . cat #90-0909
Telewriter-64 (disk) . . . cat #90-0254
Telewriter-64 (cass) . . . cat #90-0253

free space, etc.

The QUICK SAVE feature lets you instantly save your current document with just 2 keystrokes and without leaving the editor. CURSOR THROUGH DIRECTORY to Load, Append, Rename and Kill files—so you'll never type a filename after the first time. HANGING INDENTS help you organize ideas on the page more effectively. Also: Footers, Multiple Print, Print to Disk, Key Click, Key Repeat, 40/80 Column Option, Overstrike, Word Delete, Nested Macros, Definable Foreign and Math Symbols and more. . . .

And, of course, Telewriter-128 incorporates all the Features of TELEWRITER-64, like: Works with *absolutely any printer* that works with your Color Computer (1, 2, or 3). Uses simple Embedded Control Codes so *all* intelligent features of your printer are easily accessed, including: Underlining, Boldface, variable Fonts, Sub-script, Super-script, Italics etc.

Format commands allow dynamically changing Margins, Headers, Spacing, Centering, etc., anywhere in the document. Format menu sets Margins, Spacing, Page numbering, Baud rate, Lines per page, Justification. Chain Printing means the size of your printed document is unlimited. Also Single page and Partial Print.

Fast full-screen editor with wordwrap, text alignment, block copy/move/delete, global search and replace, wild card search, fast 4-way auto-repeat cursor, fast scrolling, forward and backward paging, settable tabs, word and line counter, full error protection. Insert or delete anywhere on screen. Simple, easy to remember, "mnemonic" Editor Commands. Load, Save, Append, Partial Save files to disk or cassette. Kill, rename and list disk files. ASCII file compatibility.



◀◀ GIMMESOFT ▶▶



A new generation of Color Computer products

MAXSOUND



A High Quality Digital Audio Sampler and Sequencer

Turn your CoCo III into a REAL digital audio sampler with HIGH quality audio reproduction. Easily add exotic effects, ECHO, stuttering, speed shifting, sequencing, and reverse audio to BASIC or ML programs or GRAPHICS! Now includes Data Compression. Imagine recording any Voice, Music, or Sound effect and being able to use these DIGITAL recordings in your own programs! 3 disk sides includes: INTERFACT/BIN - ML driver for sound effects. G&M/BAS - Adds sound effects to Graphics. SHOWTIME and DEMO disks. SCOPE/BAS - Turns CRT into a Digital Oscilloscope to look at MAXSOUND waveforms. **Version 3.0** upgrade (Includes improved ECHO and the ability to print NAMETAGS and locations to the screen and/or printer) \$6.95 + Shipping & Handling

"Maxsound...bringing a new era to the CoCo Community"

-Cray Augsburg, June '88 Rainbow Review

Call to hear 'OVER THE PHONE' Demo - 9am to 9pm VOICE only.

DOWNLOAD Demo Files 300/1200/2400 24 hrs - 301-675-7626 MODEM only.

Requirements (128k or 512k CoCo III only) DISK \$59.95

Maxsound Soundtracks & Graphics

These exciting disks are samples of what can be created with MAXSOUND and CoCo Max III! These unbelievable soundtracks w/graphics DO NOT require the MAXSOUND program to run.

Airwolf	128k.....\$5.95		War of the Worlds	512k.....\$5.95
Knight Rider	128k.....\$5.95		Warrior King Demo	512k.....\$5.95
Startrek	128k.....\$5.95		Probe	512k.....\$5.95
5 in 1 Demo	(Airwolf, Startrek, Knight Rider, Probe, Other World)			512k.....\$9.95

V-Term Terminal Emulator



Communicate with VAX, UNIX, Mainframe, and BBS Systems!

- VT-100, VT-52, Vidtex (includes RLE graphics display), and standard CRT emulations.
- Developed and tested on a UNIX system using the EMACS and VI full-screen editors.
- All 128 ASCII characters accessible from the keyboard.
- Uses a high-resolution graphics screen to implement a highly readable 80-column screen.
- Menus can be operated concurrently with other terminal functions. (Disk Basic!)
- Full 28 line by 80 column screen, with 3 bottom lines protected for menus.
- Serial port up to 2400 baud, RS-232 Pak up to 9600 baud, DCModem Pak at 300 baud.
- XModem, XModem-CRC, Y-Modem, and ASCII file transfers directly to disk or memory.
- Prints disk or buffer files with settable margins, baud rate and word wrap.
- Full 128k or 512k support with a RAMDISK like buffer. Monochrome monitor support.
- Capture buffer, Snapshot, Conference mode, 35/40/80 Tracks, and over 56 pages of docs!

"...one of the most versatile and full featured terminal emulators for the CoCo 3."

-Bryan Gridley, November '88 Rainbow Review

Version 02.00.00 upgrade \$6.95 + S&H Disk (128k or 512k CoCo III only) \$39.95

Toll Free

1-800-441-GIME

Order Line

Technical assistance: 7pm to 9pm
Orders: 9am to 9pm Eastern time
On-line orders and up to date
information: Delphi's CoCo Sig

GIMMESOFT
P.O. Box 421
Perry Hall, MD 21128
301-256-7558 or 301-256-2953


Add \$3.00 for shipping and handling
Add \$3.00 for COD (USA only)
MD residents add 5% sales tax
VISA/MC/Check/Money Order/COD



◀◀ GIMMESOFT ▶▶



A new generation of Color Computer products



TelePak + (CoCo I/II/III)

A TRULY COMPATIBLE RS-232 INTERFACE!

Now, from Orion Technologies, comes the answer to the continuing demand for an RS-232 interface. No compatibility hassles! Uses standard DB25 cable. Compatible with RS-DOS & OS-9 software. Baud rates up to 19,200! Enhances the Multi-tasking capabilities of the V-Term Terminal Emulator found on the opposite page. Only \$49.95

CoCo Max III (CoCo III only)

THE BEST Graphics Package
See April '88 review. Disk ... \$74.95

BOTH
\$129.95

MAX-10+ (CoCo III only)

THE DAZZLING Desktop Publisher
CM3 owners deduct \$10. Disk ... \$74.95

GRAPHICS-25 (512k CoCo III only) Great with MAXSOUND and/or CoCo Max III!

Up to 25 ONBOARD HIRES SCREENS! Six new BASIC commands. Fast & Smooth Graphics animation. Save and Load graphics screens to and from disk. See September 1988 Rainbow review. Disk .. \$19.95

MULTI-LABEL III (CoCo III only) See July '87 review. An easy to use, versatile label creating program including many new CoCo III features. Print multiple fonts on each label! This one's a MUST for the CoCo III! Disk \$16.95

FKEYS III (CoCo I/II/III) See April '87 review. A user friendly, programmable function key utility that creates up to 20 function keys. EDITOR, DOS mods, Single or Double sided, 35/40 tracks, DISABLE, and it's EPROMable! Disk .. \$19.95

SIXDRIVE (CoCo I/II/III) This machine language utility modifies DECB 1.0, 1.1, FKEYS III, or ADOS to allow the use of 3 double-sided drives (or 2 D/S drives and J&R's RAMDISKS) as 6 S/S drives. Disk \$16.95

AUTO DIM (CoCo III only) See Jan. '88 review. This hardware device protects your monitor, or TV from IMAGE BURN after a few minutes of inactivity from your keyboard. Illustrated and easy to install. Hardware \$29.95

MPI-CoCo Locking Plate (CoCo III only) See Sept '88 review. Protects your CoCo III and Multi Pak Interface from destroying each other! Please specify MPI number 26-3024 or 26-3124 when ordering! SALE \$7.95



Warrior King (CoCo III only) Become Rastann, Warrior King, on the quest to regain his rightful

crown hidden deep within a sinister land. Battle monsters, gain magic & weapons, and travel thru harsh wilderness & dark castle dungeons in this medieval realm. From the creator of Kung-Fu Dude comes this awesome arcade game for the CoCo III! Uses the most detailed 320 x 200 16 color graphics & high speed ML code to vault you into a world of fantasy! Dare ye challenge the many perils ahead to become Warrior King? Requires 128k CoCo III, Disk drive, and Joystick \$29.95

HALL OF THE KING TRILOGY (CoCo I/II/III) See December 1988 Rainbow review. The epic adventure is back! The largest adventure campaign ever seen for the CoCo is again available. A total of 6 DISK SIDES of intense graphics adventure will have you playing for weeks! Each section is a 2 disk stand alone adventure, but all 3 together form an epic saga! Quest for the legendary Earthstone in the ancient dwelling of the dwarves while you enjoy the classic graphics that made this trilogy famous! Each adventure can be purchased separately for only \$29.95, the lowest price ever, or you can SAVE and purchase the entire set for only \$74.95. Requires 64k, Disk drive, (and composite monitor for the CoCo III). Please specify HALL of the King I, II, or III \$29.95 each or the entire 6 DISK Trilogy for only \$74.95

In Quest of the Star Lord (CoCo III only) See Aug '88 review. This is THE graphics adventure for the CoCo III! Unparalleled 320 x 200 animated graphics will leave you gasping for more! You quest for the Phoenix Crossbow in this post-holocaust world of science and fantasy. Full 4 Disk sides of mind-numbing adventure! Requires 128k CoCo III and Disk drive. HINT SHEET \$3.95 (+ \$1.00 S&H by itself) Disk \$34.95

KUNG-FU DUDE (CoCo I/II/III) See Feb. '88 review. An exciting arcade game. The BEST karate game ever for the CoCo! Destroy opponents and evade obstacles as you grow ever closer to your ultimate objective! Spectacular graphics, sound effects, and animation! Requires 64k, Disk drive, and Joystick. Now displays color on CM8. Disk \$24.95

PYRAMX (CoCo III only) See Dec. '87 review. Brilliant colors, sharp graphics, and hot action in this 100% ML arcade game. You'll enjoy hopping Kubix around the pyramid, avoiding Kaderf, Smack, Smuck, & the Death Square! Disk .. \$19.95



AD&D Character's Companion (CoCo I/II/III) This great timesaving

utility helps create compatible AD&D characters. Includes dice rolling routine, pick ability, race & class. Buy from the Players Handbook, magic items & spell materials. Save, load, and print character info. 3 Disk sides \$24.95

White Fire of Eternity (CoCo I/II/III) See Dec '86 review. Enter the era of monsters & magic. Search for the legendary power of White Fire throughout the Forbidden Wood & Dark Caverns in this 64k animated adventure! Disk..\$19.95

Champion (CoCo I/II/III) See May '87 review. Become a superhero in this action adventure! Disk..\$19.95

Dragon Blade (CoCo I/II/III) See Nov '86 review. Slay evil dragon in this 64k animated adventure! Disk..\$19.95

Cray also finds his word processor useful for cataloging books and records. And the word processor was a godsend for technical reports. Using *CoCo Max II*, he created figures and equations for engineering school assignments. Then he would set the margins and text blocks to leave room for the figures. After printing the text, he would run the paper through the printer a second time, using *HardCopy* to embed the figures in his text. This process resulted in some professional-looking reports.

Along this line, Cray would like to see software producers provide a simple way to use the IBM character set mode of many printers to create graphics. On an MS-DOS machine, special mathematics and graphics symbols are available using the ALT key and numbers from 160 to 254. Providing a means to do the same thing in a CoCo word processor would allow users who own printers with the IBM character set to create professional results easily.

Word Processing Comes Home

For home use, word processors are handy for helping you type up and send out letters. Back to the limited database motif, they can help you keep lists, your household inventories, etc. You can type up and print out messages for family members. You can keep track of addresses and telephone numbers. For club meetings you can print multiple copies of newsletters or agendas or minutes. Word processing sure beats copying or typing multiple copies manually!

Parents, imagine this: You could type in your weekly grocery list and print out several copies, one for each of your children. Say, Johnny goes after the fresh produce, Billy rounds up canned fruit and veggies, Mary gathers the eggs and the dairy products, and you can choose the meat and then examine the wares on the magazine rack. You could keep a grocery list template on disk to pull up every time you wanted to go to the store, and just fill in the blanks.

Word Processing Plans a Party

At home, Managing Editor Jutta Kapfhammer uses *Telewriter-64* to store her favorite recipes and to plan weekly menus, dinner parties and small get-togethers. Each recipe is stored in a separate disk file, with separate disks containing different food categories — Appetizers, Beef, Chicken, Desserts, Salads, Vegetables, etc. When she needs a particular recipe in the kitchen, she prints out a copy to refer to while

cooking. When the dish is done, she simply discards the printout. No more sticky recipe cards!

She organizes her menu planning in separate files, too. A core file named WEEKLY is set up for weekly menu plans: Sunday through Saturday. She checks her weekly schedule to determine which nights she will be home for dinner, plans meals accordingly, and reads in food dishes from her recipe disks. She reviews the printed weekly menus to see if she is nutritionally on track, and also to avoid duplication when planning the following week's daily menus. The printed weekly menus are also beneficial for checking food inventory and making out weekly shopping lists.

For small get-togethers and dinner parties, Jutta has another set of menu disks, which are categorized by the type of menu she plans to serve — American, Chinese, Mexican, Menus on a Shoestring, Parties for Four, Parties for 30 or More, Get-Ready-Quick Parties, Snacks, etc.

For example, if she's having friends over for an evening of card playing, she might choose something from her Snacks' menu disk, which includes various menus of recipes for finger foods, like Mexican Food Lover's Delight — Mexican Pizza, Chile Con Queso, Hot Picante Sauce and Guacamole Dip served with side dishes of nacho chips, sliced Monterey Jack and pepper cheese, crackers and jalapeno peppers. She simply selects the type of party she wants to have, prints out the recipes and lists of items for the menu, and plans her shopping accordingly.

During the evening, if one of her guests asks for a particular recipe, making a printout is much less of a chore than copying the entire recipe by hand. After the party, she goes back to her Snacks' disk and edits her menu for Mexican Food Lover's Delight, indicating who attended the party (to avoid duplication of menu items the next time the same people are invited to dinner), preparation time, amount of leftovers, etc.

Word Processing Goes to School

Have you ever typed up a 10-page term paper and realized about an hour before class that in your sleepy carelessness you left out two important paragraphs on Page 8? If you typed up the paper using a typewriter, you'd be in trouble indeed. But if you had used a word processor, a problem like this would be no sweat. You'd just reopen your document and add in those two

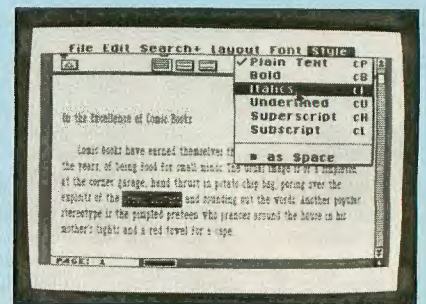
missing paragraphs, print out a new copy, and then dash off to class to earn your good grade.

As everyone knows, teachers prefer typed copy over handwritten assignments. In fact, some demand it. And they prefer clean pages over heavily edited copy. Word processors give you that clean copy. If you notice a mistake on your work, instead of drawing in editing or proofreading marks, you can just make the change and print out a new copy.

Also, teachers prefer to read words that are correctly spelled. Some word processors come with spelling checkers, which check your document for errors. Spelling checkers will notice only misspellings of common words. Words that are not in its dictionary are assumed to be incorrect. Usually they will tell you that you misspelled your name, but they won't tell you that you used *then* when you should have used *than*. Of the word processors that do not have a spelling checker built in, most likely you can run a generic spelling checker on them, one

CoCo 3 Word Processors (continued)

Max-10



Advantages: In a word — graphics. In two words — graphics, fonts. It gives true WYSIWYG display. The point-and-click operation is effortless and speedy. A Hi-Res interface is provided. There is an integrated, internal spelling checker. Even downloaded Mac graphics can be imported.

Disadvantages: Its graphics make it slower than the programs that use the 80-column display. For the business end of business, it lacks — no mail merge. Though there is no copy-protection on the disks, the required hardware “clicker” on early versions can become annoying.

CoCoNutshell: If you already own *CoCo Max* graphics software, you must have this companion program. Desktop publishing can be accomplished.


For more information, see the review in *January 1989's RAINBOW, Page 118.*

GP GAME POINT SOFTWARE

THIS MONTHS

Feature

NEW



Rupert Rythm

by Nickolas Marentes

Help Rupert infiltrate "Music Box Records" and collect all of his stolen notes which are scattered throughout the complex. Ride the crazy elevators and beware of the security robots on patrol.

Rupert Rythm is a strategy arcade game featuring 17 different, 16 color graphic screens and some of the hottest digitized percussion music and vocals you've ever heard on your Tandy Color Computer 3.

Available on Disk or Tape. . . \$24.95

ALL PROGRAMS REQUIRE A COLOR COMPUTER 3 DISK OR TAPE SYSTEM.

Personal checks, money orders, and American C.O.D. orders accepted. Include \$3.00 for S/H. \$2.50 extra for C.O.D. orders. (Cal. res. add 6.5 % tax.)

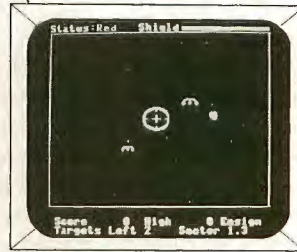
ATTENTION PROGRAMMERS: Game Point Software is looking for talented writers. Top royalties guaranteed.

WARP FIGHTER 3-D

by Steve Bjork

Blast in to Hyper-Drive with this fun-filled starship shoot-em-up! You'll have a captain's eye view out of your 3-D cockpit as you try to rid the galaxy of the evil enemy forces. Game includes 3-D glasses and works on any Color T.V., Composite or RGB monitor.

\$24.95
(Extra Glasses \$2.95)




bash

by Steve Bjork

Based on a popular arcade game which we can't mention (But sounds like "Art Gannoyed"). BASH challenges you to clear the screen by "BASHING" your ball through multiple brick layers. Of course you'll have help getting through this 20 level game by activating options like, Slow Ball, Expanded Paddle, Multi-Ball, and more!

\$24.95



NEW


SPACE INTRUDERS

by Nickolas Marentes

Enemy alien creatures have been identified entering our solar system, their destination: our home planet! Their goal: the total annihilation of our race. They must not be allowed to land!

An action arcade game featuring high quality 16 color graphics and sound effects.

\$24.95



MINE RESCUE

by Steve Bjork

A terrible mine disaster has just occurred and it will be up to you and your talents to enter the mine, jump the pits, avoid the spikes, fight off the bats and other creepy crawlers and get air to the needy victims. Mine rescue features over 2 megabytes of arcade-style graphics, real time music and multiple mine levels.

\$24.95



GP
GAME POINT
SOFTWARE

Post Office Box 6907
Burbank, California 91510-6907
(818) 566-3571 • BBS: (818) 772-8890

that accepts ASCII text (provided your program can output ASCII text — most can). One CoCo word processor, *WordPower*, even has a rudimentary grammar checker.

Finally, most professors prefer text output on a daisy-wheel printer (which produces copy that looks like it rolled out of a typewriter) over a dot-matrix printer (which composes its letters as patterns of dots). But professors can't have everything.

Getting Down to Business

Again along the limited database line, you could use your word processor to keep track of addresses and contacts, etc. If you write to the same companies over and over regarding the same types of things, you could just keep a copy of the letter you use on file (disk file) and later add in things like the date. The benefit of word processing is the automation of your writing process. You can store templates of frequently-used letters and memos. When you're ready to

print out your correspondence and send it, you call up the letter shell and type in the name and address and any other pertinent information.

If your word processor has a feature called mail merge, you can automate your correspondence even more by printing out all your letters at once in a batch. Mail merge lets you join a template letter or document with a list of information — a mailing list of names and addresses you've purchased from a business associate, for example. Think of the letter as a constant and the list of information as variables; your printer will join them in a brief marriage that produces one customized and personal document for every item of information on your "variable" list.

Mail merge is a handy feature if you do a lot of repetitive, routine correspondence. Our reviews editor uses it a lot, especially for requesting software and hardware from companies.

Some people make and fill out forms with their word processors.

What's Available?

Quite a few word processors, actually. There are even different versions of the same program for the different models of the machine. *VIP*, *Telewriter* and *Elite*Word*, for example, have two versions each: one for CoCos 1 and 2, and one for the CoCo 3.

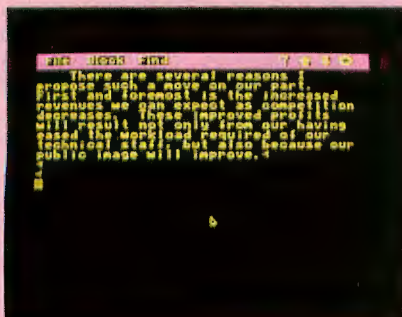
CoCo 1 and 2 Word Processors

One of the oldest of all the CoCo word processors, *Scriptit* is still around and kicking as *Color Scriptit II*, and it is still on a ROM pack, which means that to store files with it you need a cassette recorder. But you're limited to 32-column format and no true lowercase.

VIP Writer is another standard; it was one of the first word processors to break away from the limiting 32-column screen, expanding users' horizons with 64 columns. And it also shows lowercase as true lowercase. Of course, as it creates graphics characters to serve as letters, instead of using the native

OS-9 Word Processors

DeskMate & DeskMate 3



Advantages: The word processors are packaged with several other useful applications, giving the programs a rounded feel overall. They are easy to learn and are a good gateway into OS-9 for beginners.

Disadvantages: They are heavily lacking in features. The software is hard-coded to allow a maximum output baud rate of only 1200. You cannot embed printer codes to give a more professional look to the output.

CoCoNutshell: The two are good for newcomers and those who only want to produce informal letters and memos. Others may want to steer clear unless they absolutely need an integrated package under OS-9.

For more information, see reviews in the April 1986 (Page 198) and December 1987 (Page 129) RAINBOWs.

DynaStar



Advantages: The oldest of the OS-9 word processors, it includes versions for both Level I and Level II OS-9. It's filled with features and is relatively easy to use. It allows index and table of contents generation.

Disadvantages: The manual lacks tutorial material. The cursor is controlled with control key combinations rather than the arrow keys, making movement through the text somewhat awkward, especially for beginners. The spelling checker costs extra.

CoCoNutshell: It is an excellent word processor for business and home use, whether for clerical or programming work.

For more information, see the review in July 1984's RAINBOW, Page 220.

Xword



Advantages: It offers full support for use on Level I and Level II systems. And it supports any Word-Pak for 80-column editing on any CoCo. It's full-featured, including proportional justification for professional-looking reports and other work. The print formatter includes initialization files for several common printers. It has a high feature-to-dollar ratio, and it uses the arrow keys for movement through the text.

Disadvantages: The manual lacks tutorial material. The mail merge and spelling checker cost extra. It was sometimes difficult to get through Microtech's answering/ordering service to obtain support.

CoCoNutshell: Again, it is great for any application and is an excellent deal for anyone using OS-9.

For more information, see the review in July 1986's RAINBOW, Page 170.

letters themselves, the program is a bit slow. But at the time of its introduction *VIP Writer* was truly revolutionary. *VIP Writer* is part of an integrated package that includes a database, a spelling checker, telecommunications, spreadsheet and disk repair programs.

Another word processor that broke new ground for CoCo word processing is *Telewriter-64*, which can also show text at greater than 32 columns. *Telewriter* saves its files by default in a binary file format instead of ASCII, which conserves disk space. While you're entering text in the text mode, the screen seems similar to *VIP Writer*, but *Telewriter* is menu-driven. You can toggle back and forth between text and menu modes.

Both *VIP Writer* and *Telewriter* have been upgraded, or "patched," for various features. *Telepatch* is an important accessory for *Telewriter-64*, giving it such features as key repeat. *VIP Writer* has been patched to allow it to work on the CoCo 3.

*Elite*Word* is another of the early word processors. As far as user interfaces go in its class, *Elite's* is probably the easiest to navigate. The commands available are always visible at the top of the screen; 32 columns are not enough to contain them all, but the ENTER key cycles through them while in the "command" mode. To initiate a command from the menu, you press the first letter of the command. *Elite*Word* is also part of an integrated family of programs that includes a spelling checker, a terminal program, a spreadsheet and a database manager.

CoCo 3 Word Processors

The birth of the CoCo 3 saw a veritable explosion of word processors written especially to take advantage of the machine's enhanced features. Power begat power, and now we users have a field of excellent CoCo 3 word processors to choose from.

One of the first of the older word processors to break from the pack into the CoCo 3 realm was *Telewriter-64*, which became *Telewriter-128*. The 64-column display expanded into 80 columns onscreen at a time, which is native to the machine. So *Telewriter* became much faster — it no longer had to translate typed characters into graphics characters and then perform all the calculations and screen redrawing necessary to reflect changes made as a user typed in or manipulated text. Going from the top to the bottom of a document became almost instantaneous.

And moving up and down screen pages required no time-consuming redrawing of pages. By default *Telewriter-128* now saves files as ASCII files rather than binary.

Like *Telewriter's* transformation into *Telewriter-128*, *VIP Writer* had gone turbo. It could also naturally display 80 columns on the CoCo screen. Which means, of course, that screen updates are a whole lot faster. Other improvements include a print spooler. Version 2 is yet another major revision for *VIP Writer III*, adding a configuration program, a popup help window and a backspace key.

*Elite*Word* also made the move from CoCo 1 and 2 to CoCo 3. Like *VIP* and *Telewriter*, it also moved to the CoCo 3's native 40 and 80 columns. The screen format is retained, but now more of the available options can fit at the top of the screen at one time; in 80 columns, they all can.

WordPower 3.2 is another powerful contender in the CoCo 3 word processing arena. Just think of any word processing feature — chances are very likely that *WordPower* has it. *WordPower* packs a lot of features. Though its origins are with the CoCo 3, it has already gone through a couple of upgrades, and Version 3.3 is in the works. *WordPower* already includes the now-standard 80-column screen, and it even has spelling and grammar checkers.

WordPower is in a perpetual process of evolution. The people at Microcom welcome your comments. In fact, if you call them up and tell them you wish *WordPower* had such-and-such feature, chances are that you will see that feature in the program's next incarnation. They have even been known to customize the program for their registered users.

A newcomer, *Simply Better* is a word processor that might make the market sit up and take notice. It looks a lot like *VIP Writer III* Version 1, but it adds such things as sorting abilities and index generation. This is another program brimming with features, yet it's sold at rock-bottom prices.

Simply Better's "Window" command, which splits the screen in two, in effect opens up another independent word processor on the screen. You can work on two documents at the same time, switching back and forth between them with the CLEAR key. The feature supports the cutting and pasting of text between documents.

If you're a serious-minded power user with an eye toward complex document

formatting, *TextPro* from Cer-Comp may be the way to go. With its command-driven line editor operation, it seems more like a programming environment than a word processor. In fact, it's marketed equally as a text editor, which means you can use it for programming. But it's not easy to learn. Cer-Comp tells you that up front — it was not designed for the casual computerist. *TextPro's* typical user would be a hacker or someone who wants to write and format a long document, such as a manual.

With its formatting commands, *TextPro* can display up to 212 characters onscreen, although it is advised that for clarity 160 characters is the visual upper limit (on a Hi-Res monochrome monitor). It can also show onscreen bold, italics and underlining. There are configurations for several printers, including the Okidata Laserline 6, a laser printer that Cer-Comp used to print its typeset-quality manual.

Max-10 is a new breed of word processor. It is a word processor, yet it's more, and maybe, less. It goes back to the old method of displaying its characters — as graphics characters, which makes it slower. But its benefit is that it allows you to choose from a wide variety of fonts, almost like a desktop publisher. You can even incorporate graphics as picture files. You could either consider it a word processor with desktop publishing features, or a desktop publisher with word processing features.

The interface is exciting — mouse- or joystick-driven with pull-down menus and dialog boxes. It offers a true WY-

STOP
FOOLING AROUND
If you do any word processing, get
Max-10
If you do any graphics, get
CoCo Max
Be amazed or your money back.
See big ad around page 19. **COLORWARE**

SIWYG (What You See Is What You Get) display! Another plus is the spelling checker, which is integrated, allowing you to access the dictionary from within the program.

OS-9 Word Processors

In terms of editing features, there is really little difference between Disk BASIC and OS-9 word processors. The exception is that the full-featured OS-9 word processors are more modular: One program is used to enter and edit the text file and another is used to format and print it out. All codes for margins, headers, print styles, etc., to be read by the formatter are entered within the text by the editor.

This arrangement stems from the days of Level 1, when having both programs in memory severely reduced the text buffer size as well as limited the system's resources for other processes. This has carried over into Level II. The main disadvantage to this setup is that you don't get any form of WYSIWYG display of your text before printing.

Still, if you spend a great deal of time in OS-9, you wouldn't want to be switching back and forth to Disk BASIC just to write some text.

The two OS-9 word processing systems currently being marketed through THE RAINBOW are *DynaStar* from Frank Hogg Laboratories and *Xword* from Microtech Consultants. In addition, limited text editing/printing facilities are provided by Tandy's *DeskMate* and *DeskMate 3*. Let's look at the latter two products first.

DeskMate and *DeskMate 3* offer excellent value for newcomers to the Color Computer. For one price you get some hands-on experience with several different computer applications (word processor, spreadsheet, database and graphics). Each application is limited — by no means do you get feature-packed programs. But you do get a feel for each particular application and are better armed when the time comes to seek more power. Also, some people find the *DeskMate* programs provide all the features they want.

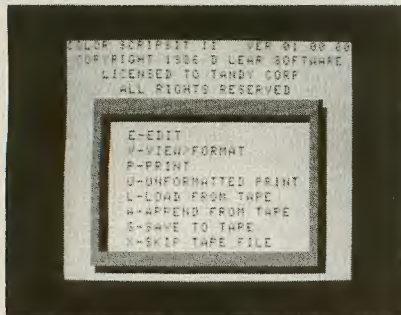
While the software operates in the OS-9 environment, little knowledge of OS-9 is required to use the programs. In fact, this minor exposure to OS-9 can help should the user decide to make the jump into the operating system. As with all things computer, it is merely a matter of choice.

DeskMate's text editor allows the user to save, load, copy and delete blocks of text. You can merge files at any point in the text. It also features some limited search and replace capability. The main disappointment is that it provides no means by which to embed printer control codes; you can't change type styles while printing. The software works fine for printing casual letters, memos and general text work. If you are at all serious about how your text looks, however, it won't be long before you are looking elsewhere.

Both *DynaStar* and *Xword* are full-featured word processors that have been around for a while and stood the test of time. Both allow block manipulations, insert/overstrike, wordwrap,

CoCo 1 & 2 Word Processors

Color Scripts II




Advantages: It's an entry-level, menu-driven word processor with some surprisingly complex features. It works for CoCo 1s to CoCo 3s and does not require much in the way of equipment. **Disadvantages:** There is only tape I/O, no disk drives allowed. Even though it can run on a CoCo 3, it can display only 38 columns onscreen at a time. Some of the commands issued from within the text mode are difficult to remember, nonintuitive. There is no true lowercase.

CoCoNutshell: This is a good first word processor and does not require extensive cash outlay. Its primitivism may bother you if you've ever used another word processor.

For more information, look for the review in an upcoming issue of THE RAINBOW.

Elite*Word



Advantages: It is a well-rounded, easy-to-learn word processor for the CoCo 1, 2 and 3 that can run in as little as 32K. At the top of the screen in the command-line area are "buffer" indicators that keep you constantly informed on how many characters you have typed.

Disadvantages: The spelling checker comes extra. The menu-driven interface may irritate users more comfortable with command-driven interfaces.

CoCoNutshell: It makes a very easy-to-use mainstream word processor that should be adequate for general and school use. The menu, which is always visible onscreen, makes the program especially appropriate for beginners.

For more information, see the review in March 1984's RAINBOW, Page 260.

Telewriter-64



Advantages: Totally menu-driven, it is extremely easy to use. A counter keeps track of the number of words typed, as well as the number of lines. Embedding commands in your text for printer control is easily accomplished.

Disadvantages: There is no spelling checker. While it does provide true upper-/lowercase screen display, there are no true lowercase descenders; however, this is a function of the screen display only.

CoCoNutshell: As written, the program runs perfectly fine on the CoCo 3, so if you buy a CoCo 3 later, upgrading is not absolutely necessary unless you prefer the 80-column display and the added features of *Telewriter-128*.

For more information, see reviews in RAINBOW issues June 1983 (Page 216) and August 1987 (Page 143).

etc. Each uses a stand-alone formatter for printing. And both work under OS-9 Level I or II.

DynaStar works much like the older versions of *WordStar* for the MS-DOS machines. The main files are intended for Level II, but the Level I versions are included on the disk. The differences here are the screen layout, pop-up menus in Level II windows, and standard advantages of Level II over Level I. It's a command-driven system in which menus can turn on and off.

When you start, the menus will be turned on. To access the various features, you first enter a control sequence. An example would be CTRL-B to access the Block menu. Then you press a single key corresponding to the function you want performed. On the Block menu, you might press C to copy a marked block to another location in your text. After you have used the system for a while and have learned how to use its features, you can turn the menus off. Otherwise, a menu will always appear at the top of the screen.

To issue formatting, style and other commands for printing, you use dot commands within the text file. These are simply two- or three-character commands, preceded by a period and appearing on their own line in the text file. When you print the file through *DynaForm*, the print formatter included with *DynaStar*, these commands are interpreted and your text will be printed as you like. At first you might not like working with dot commands. There are a lot of them and it may seem hard to remember. In actuality, after minimal use you'll find they make sense and memorization is natural. The *DynaStar*/*DynaForm* system offers margin control, headers and footers, printing macros, variables, generation of index/table of contents and more. It even provides excellent mail-merge capability.

Not included with *DynaStar*, but available at extra cost, is *DynaSpell*, a spelling checker written by Dale Puckett. This system includes both 102,000-word and 20,000-word dictionaries. It works with both Level I and Level II.

Xword is another system originally designed for OS-9 Level I. *Xword* really consists of Microtech Consultants' *Xed* full-screen editor, a display module called *xcodes* and *xp*, a print formatter. When you boot *Xed*, it looks for the *xcodes* modules to tell it what type of screen you are using. The system includes modules for the standard 32-column screen, an *OPak* Hi-Res screen, an *Xscreen* Hi-Res screen, all *Word-Pak* 80-column screens and Level II windows. The manual included is written for Level I and indicates that the CLEAR key is used as a control key. Of course, under Level II the CLEAR key is used to change windows: You must keep in mind that you should use the CTRL key in place of the CLEAR key when using the manual.

Xword is command-driven. It utilizes a command mode and a block mode, both of which work similarly to *DynaStar*. First, enter CTRL-C (or CTRL-B for blocks). Then press a single key corresponding to the command you want performed. No menu appears. If you need help, however, you can just press a question mark at the prompt. *Xword* allows quick and easy movement through text and supports indexing, auto-indentation, programmable keys and macros, and more.

The print formatter included with *Xword* is not much different from that described for *DynaStar*. One very useful feature, though, is its support for pro-

portional justification. If your printer features a proportional mode and includes a table of dot widths for each character, you can provide these dot widths to the formatter for proportional justification. This means that very small spaces are inserted between characters rather than extra whole spaces being added between words for justification. This is also known as microjustification, and it results in great-looking hard copy.

As with *DynaStar*, *Xword* does not include a spelling checker. Also, it does not include mail-merge capability. However, both a 40,000-word spelling checker (*Xspell*) and a mail-merge utility (*Xmerge*) are available from Microtech Consultants.


The one truly disappointing aspect of the OS-9 packages we looked at is that the manuals do not include much in the way of tutorial instruction or examples. All the features are explained quite well, but the user is not given much idea where and when he might want to use each feature in his work. If you have been around computers and word processors for a while, your "getting started" time will be drastically reduced. Otherwise, the packages work well and provide OS-9 users with excellent word processing capability. A really important aspect of these systems is that as full-screen editors they are also great for writing and editing source code for your own programming. If you regularly use OS-9, you should have one of these programs. Or, perhaps, you could consider one of them as a reason for getting into OS-9.

Our Feature Presentation

Flipping through the pages of THE RAINBOW, you might think there's a features war going on between the various vendors of word processors. Is there some overkill here? How much is too much? For some people, there can never be too much. But for people who have gotten used to less, lots of features will seem like needless extravagances. Often, one company will come out with a feature that is so popular that all other vendors copy it, users clamor for it, and it quickly becomes standard. The 64-column screens on the CoCo 1 and 2 are an example. Now it's looking like mail merges and split-screen editing are some of the hot items. If you feel like you need a map just to keep up with the features war, see our chart on Page 38.

Plain-vanilla word processing (churning out letters and the occasional report) requires little in the way of

VIP Writer



Advantages: Its command-driven user interface allows speedy operation. The buffer size is fairly large, permitting larger documents. A spelling checker is included. More than the normal 32 columns can be displayed onscreen at once. There are a wide variety of cursor movement commands.

Disadvantages: It has to be patched for operation on the CoCo 3. Subsequent patching and upgrading fees can be substantial. Screen updating can make operation slow. Commands are not intuitive and can be difficult to remember.

CoCoNutshell: It makes a good editor's word processor and is practical for those who spend a lot of time writing. For more information, see the review in October 1983's RAINBOW, Page 280. VIP Writer was formerly known as Super Color WriterII.

features. Most people use only a few commands in their everyday use of a word processor. But it's nice to know that those little extras are there for special occasions.

Buffer size is a highly touted feature — the bigger the buffer the longer the document can be. For CoCo 1 and 2 word processors this can range from about 13K to 49K. On the 128K CoCo 3, this figure can range from 48K to 72K; on the 512K CoCo 3, up to 460K. Be wary, though, of a buffer size that seems too high — if a word processor for the 128K CoCo 3 has a buffer of 124K, for example, you might ask yourself if you want to risk buying a word processor that runs in only 4K. (Gross exaggeration!) *Elite*Word* and *Elite*Word/80* have a handy feature that shows you how much buffer space you have left as you type, character for character.

If you get eyestrain squinting at 64- or 80-column text, you might want to check and see if your prospective word processor supports text in 32 or 64 columns. Of the CoCo 3 word processors, all but *WordPower* 3.2 support the 40-column screen. Conversely, if you are a CoCo 1 or 2 owner and you like teeny-tiny text characters, check to make sure that the word processor you buy can do the 64-column mode or better. Of the four CoCo 1 and 2 programs we are discussing, only *Color Scripsit II* cannot display more than 32.

If you hate wasting printer paper, onscreen preview is a must feature for you. Fortunately, most word processors have this feature, which shows you page breaks and margins, etc., as they will appear when printed. On less-than-80-column displays, the previewed text often extends past the right margin, but is scrollable.

Spelling checkers are a must if you produce documents for public consumption. Imagine how embarrassing it would be to have coworkers snicker at you over misspellings in your memos. *Max-10*, the *Elite* and the *VIP* programs have "customized" spelling checkers (optional/extra cost for *Elite*, but included with purchase for *VIP* and *Max-10*). *WordPower* and *TextPro* both include a public domain/shareware spelling checker, *Spell 'n' Fix* (it's posted on Delphi), with the purchase of their word processors. Generic spelling checkers like *Spell 'n' Fix* will work with most word processors that generate ASCII files.

To perform a spelling check on your document, you save your text, exit the

word processor, then boot the spelling checker. Of all the spelling checkers we've covered, only one works inside the program — *Max-10*'s. You do not have to exit the program to access the dictionary and perform spelling checks.

Most spelling checkers allow their users to create customized dictionaries — files that will contain names and other words you type frequently that are not in the spelling checker's dictionary.

Of all the CoCo word processors discussed, only one gives you a "windowing" ability, letting you work on more than one file at a time — *Simply Better*. (*WordPower* 3.2 has a similar feature called splitscreen editing; it lets you "freeze" one portion of your document and "glue" it to an area of the screen, where you can view it for reference while working on another part.) Other interesting features that seem to be *SimplyBetter*'s exclusive properties

include sorting capabilities and table of contents and index generation. This is pretty heavy stuff.

Say you're writing an essay on pop stars of the last 20 years and you realize you misspelled "Engelbert Humperdinck" 15 times as "Ingelburt Humperdink" — at least you were consistent. An easy way to fix the problem would be to *search* for the incorrect spelling and *replace* it with the correct one. The search-and-replace feature can save you a lot of time, and it can skip you quickly through your document to exactly where you want to be. Fortunately, all the word processors we've talked about can do search and replace. *Telewriter* can even handle wildcard searches (perform a search in which one or more letters are missing: searching for "p*t" might yield "pat," "part," "planet," "pet," "print," etc.).

Macros let you assign functions to

Features Comparison	Requirements	Price \$	I/O (T)tape, (D)isk	(C)ommand-, (M)enu-driven	Supplied on (T)tape, (D)isk, (R)IOM pack	Maximum file length	Columns displayed onscreen	Onscreen preview	Spelling checker	Windows for editing	Save block as file
CoCo 1 & 2											
Scripsit	16K	29.95	T	M	R	20K	32, ^a	y	—	1	y
Elite*Word	32K	69.95	T,D ^a	M	T,D	22K ^d	32,64	y	y	1	—
Telewriter-64	16K	59.95	T,D ^a	M	T,D	25K ^e	51,64,85	—	—	1	y
VIP Writer	32K	69.95	T,D	C	T,D	49K	51,64,85 ^h	y	y	1	y
CoCo 3											
Elite*Word/80	128K	79.95	D	M	D	48K	40,80	y	y ⁱ	1	y
Max-10	128K	79.95	D	M	D	64K	NA	NA	y	1	y
Simply Better	128K	29.95	D	C	D	80K	40,80	y	—	2	y
Telewriter-128	128K	79.95	T,D	M	T,D	48K	40,80	y	—	1	y
TextPro	128K	89.95	D	C	D	50K	80...212	y	—	1	—
VIP Writer III V.2	128K	79.95	T,D	C	T,D	48K	40,64,80 ^h	y	y	1	y
Word Power 3.2	128K	79.95	D	M	D	72K	80	y	y	1	—
OS-9											
DeskMate	64K	59.95 ^b	D	M	D	23K	32,40,80	—	—	1	y
DynaStar	LI,II	99.95 ^c	D	C	D	— ^f	80	—	y ⁱ	1	y
XWord	LI,II	69.95	D	C	D	— ^f	80	—	y ⁱ	1	y
^a tape I/O is for tape only, disk I/O for disk only						^g 38 columns are possible on the CoCo 3					
^b \$69.95 for <i>DeskMate</i> 3						^h 32-column displays are also supported					
^c special price						ⁱ optional and at extra cost					
^d 13.5K on a 32K machine						^j older versions are protected by a hardware key					
^e 36K with cassette						^k with <i>TelePatch</i>					
^f limited by disk size only											

programmable keys. For example, the setting of a print format code could be reduced to one keystroke. Or, frequently typed text can be assigned to a macro: If you're a partner in the firm of Finkelstein, Kriek, Bach, Anderson, Burns and Newby, you could type that mouthful of a company name in your business correspondence with just one keystroke combination. This is a power user feature and very useful.

Even though our Color Computers had color all along, it was with the arrival of the CoCo 3 that the software really began to get into the hue of things. Now practically every CoCo 3 word processor on the market (with the exception of *Max-10* and *TextPro*) comes with support for designer colors that you select, and you can make your selections stick in a configuration program. Besides color, things such as baud rates and printer codes can be config-

ured. After you make your choices and answer all the prompts, the word processor will boot with all the specifications made. The changes don't have to be permanent — the configuration program can always be run again.

Print spooling is another of the power user's features. It frees the computer from being tied to the printer while long documents print out.

Auto-saving is a feature that is sure to elicit a vehement opinion from most any computer user. Those opposed recount tales of brilliant inspiration lost to the void: The computer's tendency to halt everything and save text while the computerist is in the middle of a typing frenzy can be very disturbing. On the other hand, those in favor of it tell of miracles in which their computer saved the research paper, the report and the short story from the dark clutches of the power surge. If you are ordinarily a

cautious or paranoid person — or one who forgets to make frequent saves — this feature is for you.

For business use, mail merge is a must-have feature. Many of the word processors we've discussed support it. Neither *VIP Writer* nor *VIPWriter III* have mail merge by themselves: In conjunction with *VIP Database* and *VIP Database III*, *VIP Writer* can perform mail merge functions.

Other basic, common, various and sundry features that pretty much all word processors have are wordwrap, key repeat and insert/overstrike modes. Thanks to word wrap, word processor users do not have to press RETURN or ENTER until they reach the end of a paragraph; unlike with a typewriter, you do not have to press RETURN at the end of every line. Key repeat is a blessing when you want to create long strings of characters for whatever reason — or if you want to hold down the space bar and get somewhere in a hurry. In the insert mode, text entered at an insertion point pushes text that follows the cursor to the right. In the overwrite mode, you can type over and "wipe out" text.

Some features that are less common but very useful are word counts, printing in multiple columns and the display of page breaks. Word counts help writers stay within limits. Printing in multiple columns comes in handy if you are in charge of printing informal newsletters. And page breaks provide you with a little bit of formatting information.

And for our final feature, let's talk about support for 512K on CoCo 3s: Most of our CoCo 3 word processors support it (all but one). Obviously, if you haven't made the 512K upgrade and are still putting along at 128K, this is not an issue for you. Of course, if you have, power user, then you will want to take advantage of all the memory you can.

User Interfaces

What kind of car do you like to drive, manual transmission or automatic? The answer to that question will probably determine which kind of interface you are more suited for, command-driven or menu-driven. As you can probably guess, command-driven interfaces equate to manual transmission, automatic to menu-driven.

Command-driven interfaces let you issue your commands directly, putting you closer, perhaps, to the guts of the program. They also seem faster and more powerful (you can initiate a com-

Search & replace	Table of contents generation	Index generation	Sorting	Math	Macros	Online help	Copy-protected	Tutorial	Configuration	Key repeat	Print spooler	Auto saving	512K support	Mail merge	Block functions	Columns	Page break
y	—	—	—	—	—	—	—	y	—	y	—	—	—	—	y	—	—
y	—	—	—	—	—	—	—	y	y	y	—	—	—	y	y	—	y
y	—	—	—	—	—	—	—	y	n ^k	n ^k	—	—	—	—	y	—	y
y	—	—	—	—	y	y	—	y	y	y	y	y	—	n ⁿ	y	—	y
y	—	—	—	—	—	—	—	y	y	y	—	—	y	y	y	—	y
y	—	—	—	—	—	—	n ⁱ	y	y	y	—	—	y	—	y	y	y
y	y	y	y	—	y	y	—	y	y	y	y	y	y	y	y	—	y
y	—	—	—	—	y	y	—	y	y	y	—	n ^m	—	—	y	—	y
y	—	—	—	—	y	—	y	y	y	y	—	—	y	y	y	y ^p	y
y	—	—	—	—	y	y	—	y	y	y	y	—	y	n ⁿ	y	—	y
y	—	—	—	y	—	y	—	y	y	y	y	y	y	y	y	y	y
y	—	—	—	—	—	y	—	y	—	y	y	—	y	—	y	—	y
y	y	y	—	—	y	y	—	—	—	y	y ^l	—	y	y	y	—	—
y	—	y	—	—	y	y	—	—	—	y	y ^l	—	y	y ^o	y	—	y

^l print spooling is a function of OS-9
^m manual "quick saves" are possible
ⁿ mail merge is possible with *VIP Database*
^o comes at extra cost
^p columns are a function of the printer

mand with one keystroke or a two-keystroke combination rather than wade through a menu), and they let you feel you're controlling the show.

Menu-driven programs let you give commands by presenting you with a choice of options and asking for a selection. This is great for beginners who know little or nothing about the program they're trying to operate, but menus get in the way of users who already know what they're going to do. (That's why menu-driven programs like *WordPerfect* have dozens and dozens of books and programs published to provide macros for power-hungry users.) The disadvantage to command-driven programs is that they are more difficult to learn, as they do not prompt you along. (But that is what help screens and manuals are for, right, power user?)

Some CoCo word processors seem to be a curious hybrid of the two interfaces, though. There is an initial, short menu, but within the text mode you can issue direct commands. *Color Scripts II* and *WordPower* fall into this category.

Summing up, frequent, heavy-duty users should go with the command-driven interface, and beginning or occasional users should stick with the menu driven.

What Is ASCII?

Acronymically, ASCII is the American Standard Code for Information Interchange. As it says, it's a standard. What this means is, you could prepare a document in *WordPower* and call it up inside *Telewriter*. You can share documents with a friend who has a different word processor. If the file is saved in ASCII, it's portable. In fact, if you have the correct null-modem connection or access to an online database, you can share a text file with all manners of computers — even Commodores and MS-DOS machines.

If you ever decide to change word processors, you better hope that the one you're changing from can output ASCII files, else you'll have to type important files in all over again. With ASCII, you won't have to trash your files or rekey data. The early version of *Telewriter* saved its files in a binary format by default though it could save files in ASCII, which can be hairy. Imagine you're a poor editor who has just received a 25-page document to edit, and the disk file is prepared in non-ASCII format, and you don't have access to a word processor capable of reading it — it happens, folks.

The Printed Word

The most commonly used printers in the CoCo Community are the Radio Shack DMP series and Epson/Epson-compatibles. Of course, each printer, even within a single company's product line, will have its own special way of handling things. Control codes and features will vary from model to model. The word processors we looked at are very flexible in terms of which printers they will use, and most companies will do their best to help you with "non-standard" printers.

Daisy-wheel printers produce excellent hard copy. At the same time, it is often difficult to use various type styles because it is necessary to change the print wheel to do this. Many users who want the quality of type produced by daisy-wheel systems are choosing to go with one of the many new typewriters on the market. These units often include (or have available) a parallel interface that can be connected to the CoCo via a serial/parallel converter. This way, these users have the added advantage of owning a typewriter for small jobs.

Most dot-matrix printers offer a near-letter-quality (NLQ) mode that looks quite good. A consideration here is the number of pins in the head. Low-end printers use nine pins and produce characters that look choppier than those produced by printers with 18 or 24 pins. In addition, for those who want to be able to print graphics in addition to text, dot matrix is a must. Since most CoCo users will want to buy only one printer, the dot-matrix system is probably the way to go. You will need to check with the dealer to determine the features (type styles, character sizing, etc.) available. Of course, there are always exceptions. If your main or only concern is writing text, you will want to go with a daisy-wheel system.

At a minimum, you want a printer that is capable of backspacing, bold type (often called double-strike) and underlining. For the purpose of clerical work, it is often advantageous to have a printer that supports friction feed (used for single-sheet printing) as well as tractor-feed mechanisms. Another consideration is the pushfeed (where tractor-feed paper is pushed rather than pulled across the platen). This reduces paper waste. Finally, some newer printers now support paper parking to ease the transition between using fanfold paper and single sheets.

With the exception of *DeskMate* and *DeskMate 3*, the software we looked at allows baud rate settings as high as 9600

baud. Therefore, using a printer's parallel port with a serial/parallel converter allows quicker printing. Without a serial/parallel converter, using anything other than a Radio Shack DMP model is very difficult. Even if the non-Tandy printer sports a serial interface, designing a cable to connect the printer to the CoCo is often very tedious work.

What's Best for You?

Again, that's best decided by analyzing yourself, what kind of person you are and the uses you will be putting your word processor to. (For help in making an intelligent choice, see Willis Stanley's *AHP* program featured in "Decisions, Decisions," Page 118 of this issue.) If you're a stick-shift person, then you might consider *VIP Writer*, *Simply Better* or *TextPro IV*. If you like the ease of menus, then maybe you should try *WordPower*, *Max-10*, *Telewriter*, *Elite*Word* or *Color Scripts II*. If you are going to be using your word processor for business, then you'll definitely want mail merge and a spelling checker. If you are going to be using it for school, you are really going to want a spelling checker.

Those with an artistic bent should lean toward *Max-10*, and those who are serious hackers should seriously consider *TextPro IV*. Hobbyist writers and wordsmiths might want to check out *WordPower*. People who will be using their word processors for business should consider *Simply Better*, *VIP Writer* and also *WordPower*. People interested in easy and friendly word processors should look at *Elite*Word* or *Telewriter*, and those who feel more at home with Tandy products should check out *Color Scripts II*.

Also, think about how long your documents are going to be — two pages or 200? Some word processors have a limited buffer area that allows you to type in and manage only so much text at a time.

If you're a person whose friends despair over what to get you for your birthday because you already have everything, then it's probably safe to assume that you're a features person and would do best with a feature-packed word processor. If mainstream word processing is more in your line, and you find an abundance of features extravagant and useless, then a plain-vanilla program may be the ticket for you.

So you see, it depends on the kind of user you are, occasional or intensive. What'll it be, Cadillac or Ferrari? ☺

Under the new law, when you write a program, it is automatically protected by copyright

Copyright Law Update: Congress Alters Rules of Copyright Notice

By Edward Samuels

A significant change was made in the federal copyright law on March 1, 1988. Since that date a person can get a copyright in a computer program — or in any other work of authorship — without any formalities whatsoever. The requirement of copyright notice (for example, “© Copyright 1988 by Edward Samuels”) has been abolished. When you write a program, it is automatically protected by copyright; when you publish it, it remains copyrighted even if you don’t use the copyright notice. And you need not register your claim anywhere for it to be effective. For reasons I will explain here, you may still want to add copyright notice to your programs — and even register important programs with the Copyright Office — in order to get maximum benefit under the statute. But you don’t have to do anything except create a program in order to have a copyright in it.

Copyright Protection Since 1978

In order to understand the new copyright law and why it was enacted, it is first necessary to take a look at the old law as it has been in effect since 1978. This law is explained in my article, “Computer Program Copyrights: A How-to Guide,” published in the April 1987 issue of *THE RAINBOW*. In summary, since 1978 it has not been necessary to do anything to obtain a copy-

right in a computer program except to fix it in some material form such as a printed listing, tape or disk. When and if you published the computer program by making copies available to others, it was necessary to place the copyright notice somewhere in the listing of the program, on the tape or disk, or on the screen display. This notice consisted of writing the symbol © or the word *copyright*, the date of publication and the name of the copyright owner. Although there were some provisions for adding the notice even after a publication that omitted it, the notice requirement was most easily satisfied by simply including the notice in all published copies of the work. It was not necessary to register the work with the copyright office, although such registration was recommended to preserve the maximum benefit under the statute.

The Berne International Copyright Treaty

The trouble with copyright notice was that hardly any other country in the world required it. Indeed, the United States requirement of copyright notice on all copies of published works caused friction between the United States and many other countries. Since 1886, the most effective international copyright treaty recognizing copyright in authors from other countries was the Berne Treaty. That treaty stated that no participating country could require any “formalities” in order to obtain copyright protection within that country. The United States copyright law clearly failed to meet the test of Berne in this and several other respects.

In 1954 the United States persuaded many other countries to agree to a second international treaty, the Universal Copyright Convention, with less

stringent standards that the United States copyright law could meet. This provided some protection in foreign countries for U.S. authors and in the United States for foreign authors. But it has remained an international embarrassment that the United States’ copyright laws did not measure up to the *higher* standards of Berne. Particularly in recent years, as the United States has argued strenuously that other countries should improve their copyright laws (for example, by expanding them to cover computer programs), other countries have asked why we are not up to the generally accepted standards of Berne.

Finally, after several reforms in the 1978 copyright law and in the new 1988 amendments, the remaining obstacles to our adopting the Berne Treaty have been removed, and indeed the Senate formally ratified the Berne Treaty. The

SHUCKS!

You spent \$60 to \$80 for your CoCo 3 Word Processor and now the incredible Max-10 comes along!
We know the feeling, so we have a special offer for you, but you have to find the "GOOD NEWS" ad somewhere in this issue.
Do you know that with Max-10, word processing is actually fun? (Hard to believe, huh?)

Edward Samuels, a professor of law at New York Law School, has taught copyright and other legal subjects for more than 10 years. An avid reader of RAINBOW, Professor Samuels enjoys sharing his CoCo with his children, 8-year-old Richard and 4-year-old Claire.

Protect and highlight your important magazine collection with sturdy RAINBOW binders



Distinctive, Durable RAINBOW Binders

THE RAINBOW is a vital resource to be referred to again and again. Keep your copies of THE RAINBOW safe in our quality, distinctive binders that provide complete protection.

These attractive red vinyl binders showcase your collection and ensure your RAINBOWs are in mint condition for future use. Each binder is richly embossed with the magazine's name in gold on the front and spine. They make a handsome addition to any room.

Put an End to Clutter

Organize your workspace with these tasteful binders. Spend more time with your CoCo and eliminate those frustrating searches for misplaced magazines.

A set of two binders, which holds a full 12 issues of THE RAINBOW, is only \$13.50 (plus \$2.50 shipping and handling).

Special Discounts on Past Issues

To help you complete your collection of THE RAINBOW, we're offering a special discount on past issues of the magazine.

When you place an order for six or more back issues of THE RAINBOW at the same time you order binders, you are entitled to \$1 off the regular back issue price. To order, please see the "Back Issue Information" page in this issue.

Know Where to Look

You may purchase the "Official And Compleat Index To THE RAINBOW" for \$1 when you purchase a set of binders. This comprehensive index of RAINBOW's first three years (July 1981 through July 1984) is usually priced at \$2.50.



_____ YES. Please send me _____ set(s) of RAINBOW binders

Take advantage of these special offers with your binder purchase:

_____ Save \$1 off the single issue cover price for back issues. Minimum order of 6 magazines. Please enclose a back issue order form from a recent issue indicating magazines wanted.

_____ Purchase the "Official and Compleat Index to THE RAINBOW" for \$1. (Regular price \$2.50.)

(These offers good only with the purchase of a RAINBOW binder set)

Name _____

Address _____

City _____ State _____ ZIP _____

My check in the amount of _____ is enclosed. (In order to hold down costs, we do not bill.)

Charge to: VISA MasterCard American Express

Account Number _____ Expiration Date _____

Signature _____

Mail to: Rainbow Binders, The Falsoft Building, P.O. Box 385, Prospect, KY 40059.

Binders are \$13.50 per two-binder set plus \$2.50 shipping and handling. If your order is to be sent via U.S. mail to a post office box or foreign country, please add \$2. Kentucky residents add 5% sales tax. U.S. currency only, please. In order to hold down non-editorial costs, we do not bill.

For credit card orders call (800) 847-0309, 8 a.m. to 5 p.m. EST

All other inquiries call (502) 228-4492.

most important change, for our purposes, is the elimination of all formalities in obtaining copyrights, including the notice requirement.

Effective Date

Although the Berne Treaty was ratified by the Senate, and the copyright amendments implementing it were passed in October 1988, the new amendments didn't go into effect until the United States formally deposited a copy of the ratification with the World Intellectual Property Organization on November 16, 1988. Under that document, the effective date of the treaty and of the new amendments to the copyright law was March 1, 1988.

Getting The Best Copyright Protection

You don't have to do anything to get copyright protection of a computer program except write it down or store it in a physical form from which it can be copied. However, copyright notice and registration are recommended in order to get the best protection.

Notice

The new statute says that copyright notice may be placed on all published copies of a work. If such a notice is used, then "no weight shall be given" to a claim by someone who copies your program based on "innocent infringement" to reduce the amount of money the user might have to pay in damages. Although the statute doesn't precisely say so, this implies that if you don't use the notice and if people making a copy of your program are not able to contact you to get your permission because they can't find out who owns the copyright, then they may appeal to the court to reduce the amount of money they have to pay in damages. "Innocent infringement" is thus a partial defense — but not a complete defense — to a copyright

suit, but only if there is no copyright notice. Accordingly, I encourage you to continue to use the copyright notice on all copies of your computer programs or other works, since it costs absolutely nothing to write the magic words — the symbol © or the word *copyright*, the year of publication and the name of the author.

Registration

I still recommend that you register your work with the copyright office if you have a realistic expectation of receiving money for it. Just as under the old law, registration proves you wrote the program when you say you did. Also, the certificate you get from the copyright office will be presumed valid in any infringement suit you bring. Further, you will be able to recover a certain amount of money even if you can't prove you were damaged (the range was increased under the 1988 amendment to between \$500 and \$20,000, at the discretion of the judge). Finally, if you win a lawsuit, you will be able to recover your attorney's fees, which can often exceed the amount you are suing for. Registration requires paying a \$10 registration fee, sending a written copy of the program (source code), and filling out a form that can be obtained from the Publications Section, LM-455, Copyright Office, Library of Congress, Washington, D.C. 20559. (Or call the "Forms Hotline" at (202) 287-9100 and leave a message with your name and address asking for Form TX). Further information about how and when to register, all of which still applies, is contained in my article in the April 1987 RAINBOW.

The User's Perspective

In my article, "Who's Gonna Know?" published in the July 1987 issue of THE RAINBOW, I looked at the copyright law


from the point of view of the user or copier of computer programs. Most of what was said in that article is still true. However, one particular problem requires more discussion now. I pointed out the difficulty of figuring out if a copyrighted work is in the public domain or not. That's no longer difficult: The work is not in the public domain just because there is no notice. For works published after 1988, unless there is specific language by the copyright owner authorizing the making of copies, you have to assume that a work is not in the public domain. The problem now is how to figure out who the copyright owner is, if there is no notice. You can contact the copyright office in Washington to find out if the work has been registered; but if it's not registered, you might have a lot of trouble finding the author.

This won't be too big a problem if most people continue to use the "permissive" copyright notice, as recommended. European and other countries seem to have managed for years without a copyright notice requirement, and I can only assume we will be able to do so too. There may be a little more trouble for users of copyrighted works if notice and registration aren't used, but this is the trade-off we must make for protecting authors against losing their copyrights, perhaps inadvertently.

(Questions or comments about this article may be addressed to the New York Law School, 57 Worth Street, New York, NY 10013. Although Professor Samuels is interested in discussing copyright matters of general interest to computer programmers and users, he is not currently engaged in the practice of law and will not give specific legal advice. If you have a serious copyright problem, you should consult an attorney who specializes in the field.) ☺

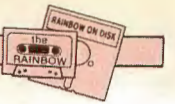
Join the MIDI revolution... turn your synthesizer into a recording studio!

If you've never heard what a CoCo and a MIDI synthesizer can do together, you're in for a real treat! Your CoCo can act as a sophisticated music controller. Use it to compose music on a graphics screen that looks just like printed music, and then play it on your synthesizer for incredible 8-part music. Or use it as a ten track tape recorder; advanced programming then lets you edit and modify to perfect your performance as much as you wish.



We carry some of the best music products you can buy for your Color Computer. Products that professionals and hobbyists alike use and love.

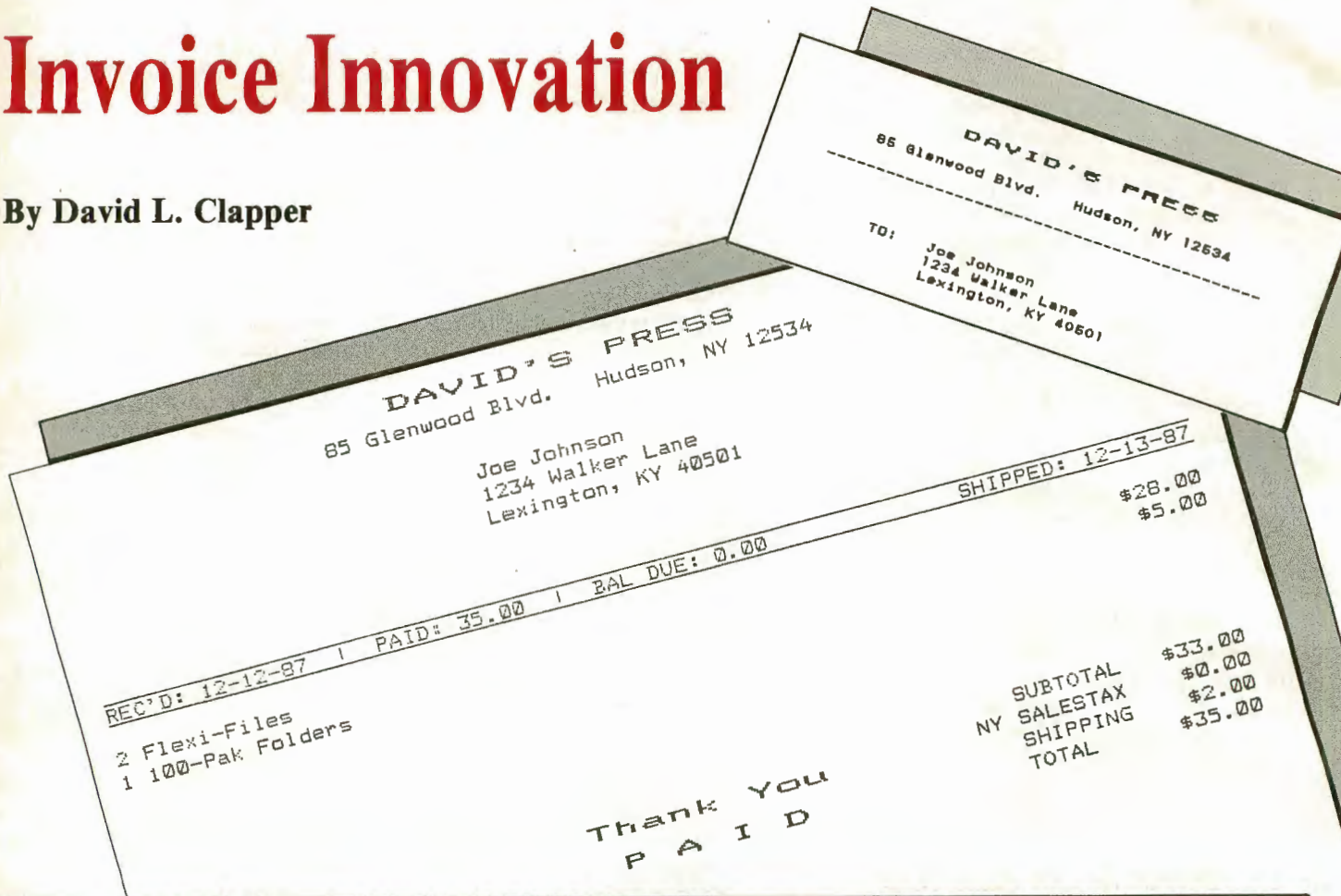
Call or write for our complete product listing. We're in this business because we enjoy it. We want you to be pleased with what you get!



Create professional-looking invoices and labels to ship with orders

Invoice Innovation

By David L. Clapper



I had been in the mail-order printing business for more than a year when Santa was kind enough to present me with a brand-new 64K CoCo 2 with disk drive and DMP-105 printer. It wasn't long before I'd tried most of Radio Shack's programs for files and finances and found little that pertained to my small business. *Office* is a simple program I created to make official-looking invoices to enclose with my orders. I have since added options for printing both UPS shipping record forms and package shipping labels.

The program is in BASIC and is menu-

David Clapper is a retired public school music teacher. He now builds church pipe organs and runs a mail-order printing business catering to model railroaders and railroad enthusiasts.

driven. Obviously, you will have to substitute the name of your business in lines 30, 150, 440, 1170, 1450 and 1580. If you are required to charge your customers sales tax, Line 350 computes the tax. The combined state and local sales taxes are seven percent for my purposes. You may have to substitute another percentage, depending on where your business is located. The program also uses the customer's state in his address as a flag to decide if the tax will be charged. Line 340 takes care of this. Substitute your state here.

I have included provision for only two purchases since that is the most my customers have printed at one time. You can easily set up more by copying the input routine in lines 300 through 320. Then add appropriate print lines as shown by lines 570 and 580. If necessary, you might even decide to dimen-

sion and use an array to hold the products ordered.

The UPS form printer uses the customer's name and address information already entered to print the shipping form. I do have to insert the forms manually into my printer, but I don't have to type or write all that information again.

The package shipping label works the same way. I usually print it out on regular printer paper, but self-stick labels can easily be used.

Try this program for your invoice printing, and make your small business look like BIG business.

(Questions or comments regarding this program may be directed to the author at 85 Glenwood Blvd., Hudson, NY 12534. Please enclose an SASE when requesting a reply.)



Burke & Burke

... has relocated to Renton, Washington. We pledge to continue to offer Color Computer owners the high quality, affordable, and innovative products that have built our reputation.

To order, use our NEW TOLL FREE ORDER HOTLINE: 1-800-237-2409

Real BASIC for OS9!

There is nothing wrong with your Color Computer. Do not attempt to adjust it.

Burke & Burke's new R.S.B. program gives you a complete, OS9-compatible version of Disk Extended Color BASIC. We've added new software for OS9-style graphics, sound, printer, and disk I/O. The BASIC you know and love is now running under Level 2 OS9 windows!

R.S.B. loads and saves files using OS9's file format, so we've also included utilities to transfer BASIC programs and data files between OS9 and BASIC disks. Of course, you can't use R.S.B. to run machine language programs, and some BASIC commands work slightly differently under R.S.B.

Your BASIC programs can take full advantage of great OS9 features like hard disks, no-halt floppies, multi-tasking, and 2 MHz operation.

R.S.B. requires a CoCo 3 with at least 128K RAM (512K recommended), a floppy controller with either Tandy Disk Extended Color BASIC or DISTO CoCo 3 CDOS, and Level 2 OS9.

R.S.B. Version 1.2 \$39.95

```
OS-9 LEVEL TWO VR. 0296
COPYRIGHT 1986 BY
MICROWARE SYSTEMS CORP.
LICENSED TO TANDY CORP.
ALL RIGHTS RESERVED

July 11, 1988 14:37:30

Shell

OS9: xmode /w5 type=0
OS9: lnz /w5
OS9: rab <>>/w5 &
&007
```

Only \$39.95

CLEAR

```
COPYR. 1988 BURKE & BURKE
DISK EXTENDED COLOR BASIC 2.1
COPR. 1982, 1986 BY TANDY
UNDER LICENSE FROM MICROSOFT
AND MICROWARE SYSTEMS CORP.

OK
LOAD "DEMO"
OK
LIST
10 PMODE 4:SCREEN 1,1
20 X=RND(256)-1:Y=RND(192)-1
30 A=RND(256-X)-1:B=RND(192-Y)-1
40 LINE (X,Y)-(X+A,Y+B),PSET,BF
```

CoCo-XT Hard Disk Interfaces

We've sold hundreds of our affordable, high-performance hard disk interfaces to Color Computer enthusiasts worldwide!

Each includes a durable, fully enclosed metal housing, 100 page user manual, and software for use with OS9. The CoCo XT-RTC adds a battery-powered real time clock / calendar for OS9 and BASIC.

- A true "NO HALT" hard disk system
- Controls 1 or 2 hard drives, which may be different sizes
- Full ECC / CRC error correction
- Average access 30% faster than SASI systems
- Uses PC-type hard disk drives & controllers
- Full 5 Meg to 120 Meg storage per hard drive
- Does not use or disable interrupts
- Compatible with most RS-232 interfaces
- 20 Meg system cost: under \$450
- Requires Multi-PAK or "electric" Y-cable
- EZGen Boot File Editor software included with each interface
- Use with HYPER-I/O to share your hard disk between BASIC and OS9

Buy a hard disk kit and a case/power supply from the PC dealer of your choice. Plug them into the CoCo XT, plug the CoCo XT into your Multi-PAK, and install the OS9 or BASIC software. Presto!

CoCo XT \$69.95
CoCo XT-RTC \$99.95

Handyman's note: A hard disk kit includes a hard drive, cable set, and Western Digital, DTC, Adaptec, or equivalent PC-compatible hard disk controller.

The Professional Touch: XT-ROM 2.3

Install XT-ROM in your CoCo XT hard disk controller's BIOS ROM socket. It automatically boots and reboots OS9 from your hard disk.

XT-ROM \$19.95

Select among any of two different hard disk boot files, two different floppy boot files, or your BASIC ROM at power-up. XT-ROM gives your system that "professional touch". Great for unattended BBS, home security, or other fail-safe CoCo applications.

Wild & MV Version 2.1

Use "wildcards" with most OS9 commands, or rearrange your directory tree. Features recursive directory searches. A hard disk must! \$19.95

EZGen Version 1.06

Powerful OS9 bootfile editor. Change module names, add or delete modules, patch bytes, or rearrange modules. Works on other files, too. \$19.95

OS9 Utilities

Hardware, or What?

68B09E 2MHz Microprocessor \$14.95
4' Hard Disk Cable Set \$17.50
Blank 27128 EPROM \$9.95
(for HYPER-I/O)
Hard Disk BIOS Socket Installed \$7.50

Daggorpatch

Don't be afraid of the dungeons...

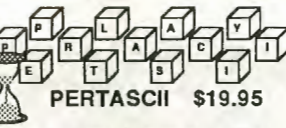
Yet another does not return!



Only \$9.95!



DAGGORPATCH puts the thrill back into your Dyna Micro Dungeons of Daggorath™ game cartridge by patching it to run from disk. Includes disk load & save, auto-repeat command, pause, DMP-100 screen dump, tape-to-disk, and more!



PERTASCII \$19.95

PERTASCII is a multi-user word game for Level 2 OS9. The players are yourself, the computer, other users on your system, or even friends that call in on a modem.

The game is played in timed rounds, until a certain score is reached. Players can join or leave the game at the beginning of any round. The players make words from random letters during each 3 minute round, and then argue over whether or not to accept each other's words.

Great for BBS and multi-user systems... or play practice rounds against the computer to hone your skills!

Includes a user-expandable 3500 word dictionary.

512K CoCo 3, Level 2 OS9, and one disk drive required. CoCo 2 and 128K owners: watch for our 128K / 64K version!

1989 New Year's Resolutions

- 1) Learn OS9
- 2) Buy a Hard Disk
- 3) Clean Garage



Burke & Burke
P.O. Box 58342 Renton, WA 98058
(206) 235-0917



WASHINGTON RESIDENTS PLEASE ADD 7% SALES TAX. COD's add \$2.20. Shipping (within the USA) \$2.50 per CoCo XT; \$2.00 per disk or ROM. Please allow 2 weeks for delivery (overnight delivery also available for in-stock items). Telephone orders call (800) 237-2409. Technical support (206) 235-0917.



✓	22098	1070157
	460176	133053
	610167	1570132
	84088	END182

The Listing: OFFICE

```

0 ' COPYRIGHT 1989 FALSOFT, INC
10 ' DAVID'S PRESS STATEMENT, UPS
SLIP, LABEL PRINTER
20 CLS
30 PRINT:PRINT"      davids press
office"
40 PRINT:PRINT"      <1> STATEMEN
T"
50 PRINT"      <2> UPS SLIP"
60 PRINT"      <3> PACKAGE LABEL
70 PRINT"      <4> QUIT
80 PRINT:PRINT"      <YOUR CHOI
CE>?
90 AN$=INKEY$
100 ON VAL(AN$) GOTO 120,980,141
0,1800
110 GOTO90

```

```

120 CLS
130 PRINT
140 PRINT " =====
===== "
150 PRINT "      DAVID'S PRESS ST
ATEMENT"
160 PRINT " =====
===== "
170 INPUT "NAME";N$
180 INPUT "ADDRESS";A$
190 INPUT "CITY ";C$
200 INPUT "STATE";W$
210 INPUT "ZIP";Z$
220 INPUT "DATE REC'D";D$
230 INPUT "AMOUNT PAID: (CK-M0)"
;R$
240 INPUT "BALANCE OWED: ";O$
250 INPUT "DATE SHIPPED";G$
260 INPUT "QUANTITY";Q$
270 INPUT "ITEM";I$
280 INPUT "PRICE";A
290 PRINT USING "$$###.##";A
300 INPUT "2ND QUANTITY";J$
310 INPUT "2ND ITEM";K$
320 INPUT "2ND PRICE";B:PRINT US
ING "$$###.##";B
330 S=(A)+(B):PRINT USING "$$###
.##";S
340 IF W$="NY" THEN 350 ELSE 370
350 M=S*.07
360 PRINT USING "$$###.##";M
370 PRINT"SHIPPING CHARGE Y/N"
380 AN$=INKEY$
390 IF AN$="Y" THEN U=2:GOTO420
400 IF AN$="N" THEN U=0:GOTO 420
410 GOTO 380
420 PRINT USING "$$###.##";U
430 T=S+M+U:PRINT USING "$$###.##
";T
440 PRINT#-2,CHR$(27);CHR$(14);T
AB(14)"DAVID'S PRESS"
450 PRINT#-2,CHR$(27);CHR$(28)
460 PRINT#-2,CHR$(27);CHR$(15);T
AB(22)"85 Glenwood Blvd.  Hudso
n, NY 12534"
470 PRINT#-2,CHR$(27);CHR$(54)
480 PRINT#-2,CHR$(27);CHR$(54)
490 PRINT#-2,TAB(30);N$
500 PRINT#-2,TAB(30);A$
510 PRINT#-2,TAB(30);C$;"", ";W$;
" ";Z$
520 PRINT#-2,CHR$(27);CHR$(54)
530 PRINT#-2,CHR$(27);CHR$(54)
535 PRINT #-2,CHR$(27);CHR$(28)
540 PRINT#-2,CHR$(28);CHR$(80);C
HR$(241)
550 PRINT#-2,"REC'D: ";D$;" " ;C
HR$(245);" PAID: ";R$;" " ;CHR$
(245);" " ;"BAL DUE: ";O$;;PRINT

```



CINSOFT
PROGRAMS • PERIPHERALS • SUPPLIES • SERVICE

**Fast Delivery...
Friendly Service**

Now in our 7th year!



Avatex Modems

*** NEW LOW PRICES ***

<p>Avatex 1200e \$ 79</p> <p>with Coco Cable 89</p>	<p>Avatex 2400 \$169</p> <p>with Coco Cable 179</p> <p>(Coco 3 only)</p> <p>with RS-232 Cable* 185</p>
---	---

Reviewed in
April, 1988
Rainbow!



Avatex 1200e, Cable
AUTOTERM... **\$119**



*Coco 1, 2 requires Deluxe RS-232 Pak

Avatex 2400, Cable
AUTOTERM... **\$209**

• Call •

513-396-SOFT

• Shop by Modem •

513-396-SHOP





2235 Losantiville, Cincinnati, OH 45237

SHIPPING will be charged at our ACTUAL COST

Ohio residents add 5.5% Sales Tax COD add 3.00

```

#-2,TAB(63) "SHIPPED: ";G$
560 PRINT#-2,CHR$(28);CHR$(80);C
HR$(241)
565 PRINT#-2,CHR$(27);CHR$(54)
570 PRINT#-2,Q$;" ";I$;:PRINT#-2
,TAB(71);" ";:PRINT#-2,USING"$ $
###.##";A
575 IF B=0 THEN 590 ELSE 580
580 PRINT#-2,J$;" ";K$;:PRINT#-2
,TAB(71);" ";:PRINT#-2,USING"$ $
###.##";B
590 PRINT#-2,""
600 PRINT#-2,""
610 PRINT#-2,CHR$(27);CHR$(54)
620 PRINT#-2,CHR$(27);CHR$(54)
630 PRINT#-2,CHR$(27);CHR$(54)
640 PRINT#-2,TAB(63)"SUBTOTAL ";
:PRINT#-2,USING"$ $###.##";S
650 PRINT#-2,TAB(60)"NY SALESTAX
";:PRINT#-2,USING"$ $###.##";M
660 PRINT#-2,TAB(63)"SHIPPING ";
:PRINT#-2,USING"$ $###.##";U
670 PRINT#-2,TAB(63)"TOTAL ";
:PRINT#-2,USING"$ $###.##";T
680 PRINT#-2,CHR$(27);CHR$(22)
690 PRINT#-2," "
700 CLS
710 PRINT:PRINT "HAS THIS BILL B

```

```

EEN PAID? Y/N
720 AN$=INKEY$
730 IF AN$="Y" THEN 760
740 IF AN$="N" THEN 830
750 GOTO 720
760 PRINT#-2,CHR$(27);CHR$(14);T
AB(18)"Thank You"
770 PRINT#-2,CHR$(27);CHR$(28)
780 PRINT#-2,TAB(17)"P A I D"
790 PRINT#-2,CHR$(27);CHR$(15)
800 PRINT#-2,CHR$(27);CHR$(54)
810 PRINT#-2," "
820 PRINT#-2," "
830 PRINT" PRINT SECOND COPY? <Y
> OR <N>"
840 AN$=INKEY$
850 IF AN$="Y" GOTO 440
860 IF AN$="N" GOTO 880
870 GOTO 840
880 CLS
890 PRINT:PRINT" <1> RETURN T
O MENU"
900 PRINT" <2> GO TO UPS LABE
L"
910 PRINT" <3> GO TO PACKAGE
LABEL"
920 PRINT:PRINT" <YOUR CH
OICE>?

```

SPECIAL DEAL ON 500 PROGRAMS IS BACK!

BACK BY POPULAR DEMAND! GET OUR LATEST 50 DISKS OR TAPES FULL OF OVER 500 PROGRAMS. HERE IS WHAT YOU'LL RECEIVE:

- ★ Over 250 Utility/Home Application Programs including a Word Processor, Database, Spreadsheet, Disk Utilities, Business Software, Electronics Series, Educational Programs for Kids, plus much more!
- ★ Over 200 exciting games including King Pede, Kron, Star Trek, Flight Simulator, Wizard, Horse Races, Football, plus much more.
- ★ Over 30 adventures including Rambo, Haunted House, Power Sword, Skid Row, plus 32k graphic adventures.

Individual issues sell for \$9⁰⁰ each or \$450⁰⁰ for all 50. We slashed the price to only \$150⁰⁰!

REG. \$450 **NOW** \$150⁰⁰

TURN TO PAGES 122 & 123 FOR A COMPLETE LISTING OF ALL OUR PROGRAMS.

★★THIS MONTH ONLY★★

Buy this package of 500 programs and receive a free 6 month subscription.



BEST

WE'VE CHOSEN THE BEST OF OVER 760 PROGRAMS (OVER 6 YEARS OF ACCUMULATING FINE SOFTWARE), AND PACKAGED THEM FOR YOU. 12 PROGRAMS EACH PACKAGE. COLOR COMPUTER I, II or III. SPECIFY TAPE OR DISK. ONLY \$29.95 EACH PACKAGE! 5 NEW ONES!

#1 Home Mgmt I

Budget
Checkbook Balancer
Cost of Living
Tyncaic Spreadsheet
Electronic Datebook
Account Manager
Stock Market
Word Processor
Lottery Analyst
Coco Database
Coco Terminal
Bartender

#4 Business Helper

Workmate
Word Processor
Spreadsheet
Calendar
Accounts Receivable
Accounts Payable
Income Property
Mail List
Small Business Helper
Stock Charting
Job Log
Asset Manager

#7 Machine Lang. Tut.

Basic Compiler
ML Tutorial Pt. 1
ML Tutorial Pt. 2
ML Tutorial Pt. 3A, 3B
ML Tutorial Pt. 4
ML Tutorial Pt. 5
ML Tutorial Pt. 6
ML Tutorial Pt. 7
ML Tutorial Pt. 8
MLT Dictionary
Coco Technical Look
Coco Technical Look Pts. 1-3

#2 Education

Flash Card
Spanish Lessons
Typing Tutor
Creativity Test
Arith. Football
Cost of Living
Math Tutors 1, 2
Trigonometry Tutor
Typing Game
Word Tests
Talking Alphabet
Clown Dunk Math

#5 Games III

Sandy Rover
Gray Lady
Flippy The Seal
Abie Builders
Panzer
Mrs. Pac
Fire Runner
Cosmic Rays
Dig
Battle Tank
Kron
King Pede

#8 Gamble Issue

Horse Racing
Rack Track
Black Jack
Slot Machine
Lottery Analyst
Coco Keeno
Lucky Money
Betting Pool
Baccarat
Draw Poker
Turtle Races
Hi-Lo/Craps

#3 Adventures II

Dungeon Master
Hired, Tired, Fired
Iceworld
Jungle
Keys
Amulet of Power
The Trip
Cookies
Barracks
Genesis Project
Rambo
Sigma Experiment

#6 Electronics Tutorial

Electronics 1 + 2
Electronics 3 + 4
Electronics 5 + 6
Electronics 7 + 8
Electronics 9 + 10
Electronics 11 + 12
Electronics 13
Electronics 14
Electronics 15
Electronics 16
Electronics 17
Electronics 18

#9 Coco 3 Only

Paint Coco 3
Convert Coco 3
Demon's Castle
Function Keys
Bowling 3
Coco 3 ♦ Coco 2
Wizard
Coco 3 Drawer
H-Flex Chess
FYR-Dracs 3
Whammy 3
Coco 3 Screen Print

\$29⁹⁵ EACH SET

★ Special This Month ★
Buy 2 Packages and get 1 FREE

T & D SUBSCRIPTION SOFTWARE, 2490 MILES STANDISH DR., HOLLAND, MI 49424 (616) 399-9648

```

930 AN$=INKEY$
940 ON VAL(AN$) GOTO 10,1090,152
0
950 GOTO930
960 M=0
970 GOTO120
980 ' UPS TICKET PRINTER
990 CLS
1000 PRINT "          *****
***"
1010 PRINT "          * UPS SLI
P *"
1020 PRINT "          *****
***"
1030 PRINT "DATE SHIPPED":INPUT
G$
1040 PRINT "NAME":INPUT N$
1050 PRINT "ADDRESS":INPUT A$
1060 INPUT "CITY";C$
1070 INPUT "STATE";W$
1080 INPUT "ZIP";Z$
1090 CLS
1100 PRINT "VALUE":INPUT V$
1110 PRINT "PACKAGE CONTENTS":IN
PUT P$
1120 PRINT:PRINT"          PREPARE P
RINTER"
1130 PRINT:PRINT"          PRESS <P> WH
EN READY
1140 AN$=INKEY$
1150 IF AN$="P" GOTO 1170
1160 GOTO 1140
1170 PRINT #-2,"DAVID'S PRESS
";G$
1180 PRINT #-2,"85 GLENWOOD BLVD.
"
1190 PRINT #-2,"HUDSON, NY 12534
"
1200 PRINT #-2,""
1210 PRINT #-2,""
1220 PRINT #-2,N$
1230 PRINT #-2,A$
1240 PRINT #-2,C$;"", ";W$;" ";Z$
1250 PRINT #-2,""
1260 PRINT #-2,""
1270 PRINT #-2,""
1280 PRINT #-2,"          ";V$
1290 PRINT #-2,""
1300 PRINT #-2,"          ";P$
1310 CLS
1320 PRINT:PRINT
1330 PRINT"          <1> PRINT MORE U
PS SLIPS"
1340 PRINT"          <2> RETURN TO ME
NU"
1350 PRINT"          <3> GO ON TO PAC
KAGE LABEL"
1360 PRINT"          <4> QUIT"
1370 PRINT:PRINT"          <YOUR CHOICE
>?"

```

Corrections

"Level II Patch for Profile" (Letters To The Editor, February 1989, Page 6): The first patch file listed in the letter should be titled PROPATCH. Also, insert the Line c 0a e4 27 between the second and third existing lines. The second listing should be called MGTPATCH. Finally, in the command lines section, you should insert the command line modpatch mgtpatch just after load mgt.

"Program a RAM Disk" (January 1989, Page 110): The following changes to RAMDISK (Listing 1) will allow the use of the 40- and 80-column screens.

```

60 CLEAR 300,&H2DFF
171 INPUT "DO YOU WANT TO USE 40/
80 COLUMNS (Y/N) ";A$
172 IF A$ << "Y" THEN 180
173 DSKI$ B,17,2,A$,B$
174 MID$(A$,54,2)=STRING$(2,0)
175 DSKO$ B,17,2,A$,B$

```

"For the Love of Gold" (December 1988, Page 58): The line numbers from 100 on in PROS1 and PROS2 are numbered incorrectly. Instead of by tens, they should increment by one. The best way to correct the problem is to type each program as is. Then renumber them by entering RENUM 100,100,1.

"All the Right Moves" (December 1988, Page 116.): Table 1 incorrectly states that Line 49 optionally deletes Line 48. This should read that Line 49 optionally deletes lines 0 through 48.

For quicker reference, Corrections will be posted on Delphi as soon as they are available in the Info on Rainbow topic area of the database. Just type DATA at the CoCo SIG> prompt and INFO at the TOPIC> prompt.


```

138Ø AN$=INKEY$
139Ø ON VAL(AN$) GOTO 98Ø,1Ø,152
Ø,18ØØ
14ØØ GOTO 138Ø
141Ø ' DAVID'S PRESS MAILING LAB
EL
142Ø CLS
143Ø PRINT:PRINT
144Ø PRINT " *****
*****"
145Ø PRINT " * DAVID'S PRESS MAI
LING LABEL*"
146Ø PRINT " *****
*****"
147Ø INPUT "NAME";N$
148Ø INPUT "ADDRESS";A$
149Ø INPUT "CITY";C$
150Ø INPUT "STATE";W$
151Ø INPUT "ZIP";Z$
152Ø CLS
153Ø PRINT:PRINT"      PREPARE PR
INTER"
154Ø PRINT"      PRESS <P> WHEN RE
ADY"
155Ø AN$=INKEY$
156Ø IF AN$="P"GOTO158Ø ELSE 155
Ø
157Ø GOTO155Ø
158Ø PRINT#-2,CHR$(27);CHR$(14);
"
DAVID'S PRESS"
159Ø PRINT#-2,CHR$(27);CHR$(28)
160Ø PRINT#-2,CHR$(27);CHR$(15);
"
85 Glenwood Blvd. Hudson,
NY 12534"
161Ø PRINT#-2,""
162Ø PRINT#-2,"-----"
-----"
163Ø PRINT#-2,CHR$(27);CHR$(54)
164Ø PRINT#-2,""
165Ø PRINT#-2,""
166Ø PRINT#-2,"      TO:      ";N$
167Ø PRINT#-2,"      ";A$
168Ø PRINT#-2,"      ";C$;
", ";W$;" ";Z$
169Ø PRINT#-2,""
170Ø PRINT#-2,""
171Ø CLS
172Ø PRINT:PRINT
173Ø PRINT"      <1> PRINT MORE L
ABELS"
174Ø PRINT"      <2> RETURN TO ME
NU"
175Ø PRINT"      <3> QUIT"
176Ø PRINT:PRINT"      <YOUR CHOICE
>?"
177Ø AN$=INKEY$
178Ø ON VAL(AN$) GOTO 141Ø,1Ø,18
ØØ
179Ø GOTO 177Ø
180Ø END

```

VIP Writer 1.1

RATED "BEST" IN SEPT '88 "RAINBOW"

VIP Writer has all the features of VIP Writer III described elsewhere in this magazine except the screen widths are 32, 51, 64 & 85. Screen colors are black, green & white, double clock speed is not supported. Spooler and menus are unavailable because of memory limitations. Even so, VIP Writer is the BEST word processor for the CoCo 1 & 2! Version 1.1 includes the configuration program and RGB Hard Disk support. Includes VIP Speller 1.1 DISK \$69.95
Available through Radio Shack Express Order Cat. #90-141

Writer owners: upgrade to Writer 1.1 for \$20 + \$3 S/H. Send only original disk and \$23 total.

VIP Speller 1.1

INCLUDES 50,000 WORD DICTIONARY

VIP Speller works with ANY ASCII file created by most popular word processors - even Telewriter 64. It automatically checks text files for words to be corrected, marked for special attention or even added to the 50,000 word Dictionary. You can even view the word in context. Words can be added to or deleted from the dictionary or you can create your own dictionary! New features of version 1.1 are FASTER and more reliable disk access and printing at 9600 baud. DISK \$34.95
Speller owners: upgrade to Speller 1.1 for \$10 + \$3 S/H. Send original disk and \$13 Total.

VIP Calc 1.1

"MORE USEABLE FEATURES" FEB. 1985 "RAINBOW"

VIP Calc has all the features of VIP Calc III described elsewhere in this magazine except the screen widths are 32, 51, 64 & 85. Screen colors are black, green and white, double clock speed and Spooler are not supported. Even so, VIP Calc is the most complete calc for the CoCo 1 & 2! Version 1.1 has faster and more reliable disk access and improved display speed. DISK \$59.95
Calc owners: upgrade to Calc 1.1 for \$10 + \$3 S/H. Send only original disk and \$13 total.

VIP Database 1.1

"ONE OF THE BEST" JUL '84 "RAINBOW"

VIP Database has all the features of VIP Database III described elsewhere in this magazine except the screen widths are 51, 64 & 85. Screen colors are black, green and white, double clock speed and Spooler are not supported. Even so, VIP Database is the most complete database for the CoCo 1 & 2! Version 1.1 has faster and more reliable disk access and single spaced reports. DISK \$49.95
Database owners: upgrade to Database 1.1 for \$10 + \$3 S/H. Send only disk and \$13 total.

VIP Disk-ZAP 1.1

RAVED ABOUT IN THE APRIL 1983 "RAINBOW"

Now you can retrieve lost data on any disk. VIP Disk-Zap is the ultimate repair utility for repair of most disk errors. VIP Disk-Zap verifies diskettes, reads and writes any sector and lets you retrieve all types of bashed text files, BASIC and ML programs. VIP Disk-Zap includes an informative 50 page tutorial manual. New features of version 1.1 are FASTER and more RELIABLE disk access and printing at up to 9600 BAUD. DISK \$24.95
Disk-Zap owners: upgrade to Disk-Zap 1.1 for \$10 + \$3 S/H. Send original disk and \$13 Total.

VIP Terminal

RATED BEST IN JANUARY 1984 "RAINBOW"

For your important communications needs you've got to go beyond software that only lets you chat. You need a smart terminal so that you can send and receive programs and messages and print them! The VIP Terminal features 32, 51, 64 or 85 characters by 21 or 24 lines on the screen and has a 43K byte buffer to store information. DISK \$29.95

VIP Integrated Library

Outperforms ALL OTHER Integrated programs!

The VIP Integrated Library 1.2 combines all six popular VIP programs - Writer 1.1, Speller 1.1, Calc 1.1, Database 1.1, Terminal and Disk-Zap 1.1 - into one program on one disk. The program is called VIP Desktop. From the desktop you have instant access to word processing with a spelling checker always in attendance, data management with mail merge, spreadsheet financial analysis, telecommunications and disk maintenance. 64K required. DISK \$149.95
Available through Radio Shack Express Order Cat. #90-213.

VIP Library orders add \$4 S/H USA, \$5 Canada & \$10 Foreign

VIP Integrated Library owners: upgrade to the VIP Integrated Library 1.2 for \$45 + \$3 S/H. Send only ORIGINAL disk and \$48 total.

SD ENTERPRISES

(503) 663-2865 P.O. Box 1233. Gresham, OR 97030

We accept VISA / MASTERCARD and C.O.D. orders by phone.
Non Library orders add \$3 S/H in USA, \$4 Canada, \$6 Foreign. COD orders add an additional \$2.75. Personal checks allow 3 weeks for delivery.

New users frequently ask, "Can I run PC-compatible software on my CoCo?" While that might be nice in some cases, it is not practical to attempt to run PC programs on a CoCo.

The problem is that the CoCo uses a 6809 processor while the PC uses an 8088, 8086, 80286 or 80386 processor. These microprocessors use totally different instruction sets that cannot be translated easily. There are no magic peeks or pokes to remedy the situation, either. While conversions are theoretically possible, the resulting emulation would be much slower than the corresponding software running on a PC.

If source code for a particular program is available, it may be possible to recompile or reassemble the code on the CoCo in order to produce a usable program. However, this is rarely the case except in the area of OS-9 software, where UNIX utilities are frequently available and modifiable for the CoCo.

Actually, many BASIC programs can be converted to run on the CoCo if you are sufficiently determined. BASIC programs in ASCII format can be ported over from one machine to another, where the necessary modifications may be made. Machine-language utilities have been available for the Radio Shack Models I, II and III to enable MS-DOS BASIC programs to be passed between the two machines with the necessary conversions made automatically. However, I know of no such utilities for the CoCo or MS-DOS machines.

Naturally, text files may be freely transferred between the two computer types with no modifications. It's usually only in binary programs that problems arise.

New Forum Software

The forum has been modified to support the following new features:

- New qualifiers **SINCE** and **BEFORE** apply on the **DIRECTORY** and **READ** commands. You can now enter a command such as **READ SINCE DEC 5** to read messages starting with December 5. The syntax of all **READ** and **DIRECTORY** qual-

Don Hutchison is an electrical engineer and lives in Atlanta, Georgia. He works as a senior project engineer involved in the design of industrial control systems. On Delphi, Don is the Database Manager of the RAINBOW CoCo SIG. His Delphi username is DONHUTCHISON.

What's new on Delphi

CoCo DOS?

By Don Hutchison
CoCo SIG Database Manager

ifiers has been relaxed so that they can begin with a slash mark (/) and have an equal sign (=) before values. This way, a command such as **DIR/SIN=5-DEC** works just as it does in Mail, and does **READ/NEW**

- If a user has only one accessible topic in the forum, the prompt for the topic in which to save a new message is skipped.
- The default addressee of a message is now shown at the **To:** prompt enclosed

in brackets. This change makes it easier and faster to reply to a forum message.

- More characters are displayed in the subject field of a message in a directory display.

2400-bps Access

When accessing Delphi via 2400 bps and Telenet, be sure to press the "at" (@) symbol and **ENTER** when your modem connects to Telenet. You will have to type this command blindly since it won't be echoed back to you, but you'll be able to see everything that follows.

Also be sure you access Telenet using the correct local access number for 2400-bps service. Otherwise you will not be able to connect with the service. As usual, there is no surcharge for 2400-bps service while on Delphi.

GETerm Version 2.5

Great news! Version 2.5 of the popular terminal program *GETerm* is now available in the Utilities topic of the CoCo SIG's database. This version of *GETerm* is very similar to the one many have used before. A few bugs have been fixed and a few new features have been added, such as:

- 2400-bps support for the CoCo 3's serial port
- 9600-bps support for the RS232 Pak
- Y- and Xmodem-CRC protocols

Database Report

Even as we begin to think about nice weather and getting outside again, we're still very busy and active on the CoCo SIG. Here's some of the new material people have provided for us this past month.

OS-9 Online

In the Utilities topic of the database, **Jim Hickle** (JIMHICKLE) sent us a new copy utility. **Ronald Cliborne** (CORON) uploaded a directory utility. **Zack Sessions** (ZACKSESSIONS) posted a C program for use with a RAM disk. **Marc Genois** (MARGENOIS) posted a disk ID-changer utility. **Roger Krupski** (HARDWAREHACK) uploaded his palette program.

The Patches topic included **Christopher Burke** (COCOXT), who uploaded

several utilities for *RSB* users, mostly concerned with better cursor positioning and joystick response.

In the Telcom topic, **Rick Adams** (RICKADAMS) uploaded a graphics interface for the popular Delphi *Othello*-like game, *FlipIt*. Rick's program provides a joystick interface with the game. Originally programmed by Dan Bruns, president of Delphi, it was demonstrated at the Princeton RAINBOWfest.

In the Graphics & Music topic, I (DONHUTCHISON) uploaded the pictures from the February CoCo Gallery. **Glen Hathaway** (HATHAWAY) posted his program *MTMIDI*. **Steve Clark** (STEVECLARK) uploaded Version 2 of his analog clock program. **Mark O'Pella** (MDODELPHI) uploaded his collection of Christmas-related items.

- Direct to/from disk Xmodem and Ymodem file transfers
- longer macros
- definable filter characters

Greg Miller, the program's author, offers a configuration program for a small (\$15 to \$20) contribution toward his college fund. The configuration program isn't required since the user may always change his terminal parameters by following the built-in menus, but Greg offers the program for the convenience of those who want theirs to be the default values.

Many users have begun using Ymodem file transfers because they are generally faster than Xmodem. (This is not the case if you are plagued with noisy phone lines, however.) To achieve its faster transfer speeds, Ymodem relies on larger block sizes, or *chunks* of data. Where Xmodem would send data to your CoCo in 128-byte chunks, Ymodem sends the data in 1024-byte blocks. It is this reduction in the amount of communications overhead between the blocks that makes Ymodem generally faster than Xmodem. If you consistently experience retries with Ymodem, though, it's unlikely that the transfer time will be decreased — telephone line noise is the usual culprit. In this case, it's probably best to stick with Xmodem, and I might even recommend

Xmodem-CRC because of its greater error-detection capabilities.

To initiate a Ymodem transfer from Delphi, enter *GETerm*'s Terminal mode, then press CTRL-? to display the menu of options. Relevant commands for new file transfer methods are:

CTRL-7	Ymodem/Xmodem to disk
CTRL-8	Ymodem from disk
CTRL-9	Xmodem from disk

To start a Ymodem transfer from Delphi, enter YM at the Action prompt in the database; to use Xmodem protocol, enter XM. (Delphi automatically determines if your terminal program wants checksums or CRC error-checking.) Then issue the appropriate control-key command from the table above when Delphi says, "OK, Receive!" and you're on your way.

By the way, after the initial Ymodem transfer Delphi asks if you want to make Ymodem your default file-transfer method. If you enter YES, Delphi saves this parameter in your profile. Simply typing DOW at the Action prompt in the future will automatically initiate your file transfer in Ymodem protocol.

Delphi and Linefeeds

Several readers have written regarding a funny-looking letter at the start of

each line in their buffer after they complete a download. That phenomenon is caused by linefeeds being sent to you from Delphi. Most computers need linefeeds, but our CoCo is one computer that doesn't. In our case, it's okay to tell Delphi not to send them to you. You can do that by entering /DOW CAR at any prompt except the Mail prompt. That tells Delphi to skip sending the linefeeds to you, and from then on you'll receive downloads with only carriage returns at line endings. Enter /SAVE to make the change to your default setting.

Download Counts

The database software in the CoCo SIG also contains the facility for displaying what's called a *download count*. The download count is simply a count of the number of times a program or file has been downloaded. If you upload a program to the database, the download count is also a measure of how popular your program has been with SIG members. The download count is displayed in the field labeled *Count*; you'll see it whenever you read a description in the database. Frequent uploaders are always proud to be able to watch their programs' download counts grow.

That's about it for this month. We on the Rainbow CoCo SIG hope you'll join us in the fun and excitement online on Delphi! □

The Programmers Den topic gave us **Mike Stute** (GRIDBUG), who posted Volume 1 of his *HitchHiker's Guide to C*. **Ken Heist** (MKJ) also posted his C tutorial.

CoCo SIG

In CoCo 3 Graphics I uploaded the pictures from the January and February CoCo Galleries. **Dan Shargel** (TRIUMPH) posted a 1989 calendar for us. **Richard Trasborg** (TRAS) posted an outstanding picture of Santa's daughter as drawn by Mike Trammell. **Ronald Roden** (TREKKER) uploaded three favorite pictures of the *Enterprise*. **Robert Combs** (ROBCOMBS) sent us a line-drawing program. Mike Stute posted a cynical cartoon called "Nicky the Mouse." **Josh Alkire** (HEYDUDE) uploaded several Macintosh pictures. **Bob Workman** (BOBWORKMAN) uploaded a screen dump for the DMP-110 and *Max-10*. **Brian White** (BRIANWHITE) posted

more information about *Max-10*. **John Malon** (JOHNLM) uploaded several fine pictures in GIF format.

The Utilities & Applications topic included **Dave Leebrick** (TWINSDAD-TOO), who uploaded a tax program for 1988. **Matthew Hunt** (MATTHEWHUNT) posted his Hi-Res screen designer program. **Pierre Salvail** (PSALVAIL) uploaded a directory utility program. **Robert Loudon** (KURSE) posted his colorization system. **John Borowski** (ROKO) posted a program for generating random passwords. **Merle Kemmerly** (TOOK3) uploaded an FDOS program, while **Eric Parish** (ERICPAR) provided a "fish 'n' sharks" game and a revision to his *Sky and Planets* program. **Don Jercezek** (DONJERE) gave us a financial calculator, and **Donald Schmitz** (DNSCHMITZ) provided a way to use the DMP-130 in IBM mode, as well as some of his favorite electronics programs.

In the Games topic, Matthew Hunt posted a *Warrior King* patch. **Bruce Bell**

(BRUCEBELL) gave us Volume 1 of his *Puzzlemania* series. Eric Parish uploaded four of his favorite games, including his popular checker game.

In Classic Graphics, I uploaded the pictures from the January CoCo Gallery. **George McCashin** (GMCC) posted a screen dump program. **Chuck Wiltgen** (ROGERRABBIT) uploaded *Pro-Draw*, a BASIC graphics editor.

From Music & Sound come **George Hoffman** (HOFFBERGER), who posted his favorite *Lyra* songs, and Don Jercezek, who uploaded several Christmas songs. **Ken Furlow** (SAPPHIRE2) also posted a Christmas *Musica* collection.

In Telecommunications **Bill Haesslein** (BILLH) uploaded a *GETerm* parameter loader program. **Tom Taylor** (TOMMIE-TAYLOR) posted the *StarBBS* package for you future SysOps.

As you can see, we have some outstanding new software in the database. Join us online on Delphi and get in on the fun!



Now I know I wrote it down —
somewhere

Make a Note of It

By William Souser



Ever make a note to yourself as a reminder, only to find later that you've forgotten where you put it? That's what happens when you jot those phone messages down on the corners of napkins and dry-cleaning receipts.

Here's a program that lets you print telephone message notepaper so perhaps you'll be less prone to pitch that important note informing you where to pick up the lottery money, or to realize that you wiped up Mikey's milk with the note stating the tax auditor's date of arrival.

CallMemo was created using a CoCo 2, disk drive, and a DMP-105 printer. Line 130 sets the printer rate to 2400 baud. It can be changed, however, to suit your printer. The printer controls, prefaced by CHR\$(27) are: CHR\$(14), expanded on; CHR\$(15), expanded off; CHR\$(20), compressed; and CHR\$(19), return to standard.

After the title screen, the program prompts for number of copies per page and asks how many pages you want printed. After you answer the prompt, it prints the number of pages asked for.

(Questions or comments regarding this program may be directed to the author at 13 E Hillside Rd., Greenbelt, MD 20770. Please enclose an SASE when requesting a reply.)

William Souser is a 57-year-old self-taught BASIC programmer.

The Listing: CALLMEMO

```

0 ' COPYRIGHT 1989  FALSOFT, INC
10 CLS4:PRINT@135,"
";
20 PRINT@167,"      CALL MEMO
";
30 PRINT@199,"      BY
";
40 PRINT@231,"  WILLIAM SOUSER
";
50 PRINT@263,"      COPYRIGHT
";
60 PRINT@295,"      NOV.,1988
";
70 PRINT@327,"
";
80 '*
90 '*****
100 FOR I=1 TO 2500:NEXTI
110 CLS:PRINT@165,"THIS PRINTS F
OUR CALL":PRINT@200,"MEMOS TO A
PAGE."
120 PRINT@261,"HOW MANY PAGES DO
YOU":PRINT@296,"WANT TO PRINT";
:INPUTA
130 POKE150,18
140 A$=STRING$(37,42):B$=STRING$(
37,45)
150 FOR H=1 TO A
160 FORI=1TO2
170 PRINT#-2:PRINT#-2,CHR$(27);C
HR$(14);TAB(7)"CALL MEMO
CALL MEMO":PRINT#-2,CHR$(27
);CHR$(15)
180 GOSUB 340:PRINT#-2,"TO
TO":GOSUB350
190 PRINT#-2,"FROM
FROM":GO
SUB350
200 PRINT#-2,"TEL.NO.(
)
EXT. TEL.NO(
)
EXT. ":GOS
UB340
210 PRINT#-2,CHR$(27);CHR$(20)"U
RGENT CALLE
D-NO MESSAGE
URGENT
CALLED-NO MESSAGE"
220 PRINT#-2,"PLEASE CALL
WILL CALL LATER
PLEASE CALL
WILL CALL

```

```

LATER"
230 PRINT#-2,"RETURNED YOUR CALL
WAS HERE
RETURNED YOU
R CALL WAS HERE";
:PRINT#-2,CHR$(27);CHR$(19)
240 GOSUB340
250 PRINT#-2,CHR$(27);CHR$(20)"R
ED'D BY DATE
TIME
REC'D BY
DATE TIME";:PRINT#-2
,CHR$(27);CHR$(19)
260 GOSUB340
270 FOR J=1TO 8:PRINT#-2:GOSUB35
0:NEXTJ
280 PRINT#-2
290 NEXT I
300 NEXT H
310 PRINT#-2,CHR$(27);CHR$(19)
320 END
330 REM PRINT SUB ROUTINES
340 PRINT#-2,A$" "A$:RETURN
350 PRINT#-2,B$" "B$:RETURN

```

OS9 POWER OS9 POWER OS9 POWER OS9 POWER OS9 POWER

Move into the Forefront of Power with 4MOST!

Release the full potential of OS9! Imagine being able to use WILDCARDS on any command line. This is only one of the benefits you will enjoy with our professional shell. You get four powerful programs designed to make using OS9 Level I and Level II even easier!

SHELL

Replaces existing shell. Wildcard substitution *anywhere* in the pathlist - works with existing programs! Pass parameters to procedure files. Includes more built-in shell commands.

COPY

More versatile than old copy command. Copy one or more files to a directory. Sort files, overwrite existing files, or copy only newest versions.

MOVE

Reorganize your files. Uses same options as COPY. Optimized for speed! Also replaces OS9 RENAME.

PRINT

Get neat, organized printouts every time! Provides headers with date and time; numbered pages; set length, width, margins, and title. Complete control of all features!

Get 4MOST! - ONLY \$24.95 US (+\$2 shipping).
SATISFACTION GUARANTEED!

Send cheque or money order payable to:

MAGUS SYSTEMS ENGINEERING
33A Woodyale Green,
Nepean, Ontario, CANADA
K2G 4H3

OS9 POWER OS9 POWER OS9 POWER OS9 POWER OS9 POWER

Torn Apart

I'm having trouble connecting an Atari brand RGB analog monitor to the CoCo 3. I paid a commercial cable maker to devise a cable that would solve the problem, but instead, the image was shifted to the lower-right section of the Lo-Res screen, and unreadably torn apart when I selected a 40-or 80-column Hi-Res screen.

*Lonnie McClure
Chattanooga, Tennessee*

The problem is that while the R,G and B lines going to the Atari monitor accept the same signal as that produced by the CoCo 3, the horizontal and vertical sync signals expected by the Atari monitor are supposed to be negative (down-going), but the CoCo is sending positive (up-going) H and V sync signals. You must invert both the H and V sync signals as they come out of the CoCo 3 before sending them to the H and V sync pins of the Atari monitor's input.

I recently made such a cable for Lonnie. In order to obtain a source of +5 volts to power the inverter gate used to invert the H and V sync signals, a minor internal modification in the CoCo 3 was required, but after that mod was made, the cable worked perfectly and produced an excellent image on the Atari monitor.

The Great Pretender

I noticed that there are both 720K and 1.44 Meg capacity 3½-inch drives advertised in various computer equipment magazines. The price difference between them is small . . . often as little as \$20. Can you advise me whether I should get the 1.44 Meg variety or the 720K variety?

*Chuck Cilgen
(ROGERRABBIT)
Dubuque, Iowa*

Martin H. Goodman, M.D., a physician trained in anesthesiology, is a longtime electronics tinkerer and outspoken commentator — sort of the Howard Cosell of the CoCo world. On Delphi, Marty is the SIGop of RAINBOW's CoCo SIG and database manager of OS-9 Online. His non-computer passions include running, mountaineering and outdoor photography. Marty lives in San Pablo, California.



By Marty Goodman Rainbow Contributing Editor

As long as the costs are comparable, I'd say buy the 1.44 Meg variety. Note, however, that you will *not* be able to use them as 1.44 Meg drives if you are hooked up to a normal Radio Shack disk controller. You *can* use the 1.44 Meg drives as if they are 720K drives, and use them with the less expensive 720K-capable diskettes. The 1.44 Meg drives will behave as if they are 720K drives, without compatibility problems.

A single pin on the drive's connector is tied to the ground to put the drive into "720K mode." (The pin is usually automatically grounded when hooking up an ordinary controller and cable.) Only the Frank Hogg Labs Deluxe System (engineered by Bruce Isted) will support the use of 1.44 Meg drives as 1.44 Meg drives. But the system can be used *only* under OS-9 because the floppy-controller portion of the system will not support Radio Shack Disk BASIC.

Down the line the 1.44 Meg-type drives will have a considerably greater resale value, and will be more useable with the current and future crop of MS-DOS engines.

Used and Cheap is Best Bet

I would like to buy one or more floppy-disk drives for my CoCo 3 that can read the standard 35-track single-sided format but offer double-sided 40-

or possibly 80-track capability. I'm interested in using them under OS-9. What do you suggest?

*Dave Zook
(DAVIDZ)
Chicago, Illinois*

You obviously are asking about 5¼-inch size floppies. All 360K (40-track, double-sided, 48-track per inch, 5¼-inch size) "IBM-style" floppies are totally "backward compatible" with the obsolete CoCo 35-track single-sided formats. This compatibility extends to both reads and writes.

When you go to 80-track (96 TPI variety) drives, the picture gets more complicated. There are two completely different types of 80-track 5¼-inch drives. The first is the 720K capacity 80-track drive. It was used under some of the last CPM systems made, and by the Tandy 2000 and some other machines. It is *not* a standard drive in the current MS-DOS engine world. Most are sold used and are very inexpensive. The drive is used by some CoCo OS-9 users because it works nicely with standard Radio Shack type controllers (Radio Shack, HDS, J&M, Disto, etc.). These drives, when driven by proper software, have no trouble reading disks written with 40- or 35-track drives. However, they cannot reliably write to a disk formatted or written by a 35- or 40-track drive. Attempting it risks destroying the information on the disk. Also, because many programs and operating systems do a lot of writing to disk automatically, you need to put write protect tabs on any 40-track diskette you plan to read using an 80-track drive. Note that the 80-track, 5¼-inch drive I am discussing is electronically the same as the (now industry standard) 80-track, 720K, 3½-inch disk drives.

The current industry standard in the MS-DOS engine world for 5¼-inch, 80-track drives is the AT style 1.2 Meg capacity drive. *This* drive is of no use to you because it cannot operate with ordinary Radio Shack style controllers. AT style is more similar in design with double-sided 8-inch drives than with other 5¼-inch or 3½-inch type drives. They even rotate at a different speed from other 5¼-inch drives.

At the Flick of a Switch

I have a Tandy 1000EX and a CoCo 3 hooked to the same DWP-230 printer.

The 1000EX hooks to the parallel printer port and the CoCo to the serial printer port. When the CoCo is hooked up, I can still use the 1000EX just fine, but when the cable from the 1000EX is hooked up, the serial port will not work. Is there a hardware or software fix for this?

Also what is meant by the term head-banging on disk drives?

Dan Weaver
Amsterdam, New York

The only fix I know of is a hardware one. Buy an A/B printer switch box and a spare cable to hook the output of one side of the box to your printer. These sell for \$25-\$50 at stores that vend IBM PC / MS-DOS engine accessories. Be sure to buy the box and the cable at the same time, and get connectors on the cable to match the box and the printer. With the switch box you can disconnect your parallel port cable at the flick of a switch.

Headbanging refers to a bug in code in Microsoft's Disk BASIC, resulting in the disk drive's head "getting lost" and slamming into its stops each time you access the disk after a power up or a cold start. The cause is a simple error in the Disk BASIC code. Several people, including myself, wrote Tandy about it when Disk BASIC 1.0 was released but Tandy refused to acknowledge that there was a problem.

Art Flexser solves the problem in his enhanced Disk BASIC ADOS product. Repeated slamming of the head into the stops can damage some drives. The manufacturer's specifications on some makes of disk drive explicitly warn software writers of this danger. The only proper fix for the head-banging bug in Disk BASIC involves burning an EPROM with a modified Disk BASIC code that automatically forces a return to track zero whenever the drive is accessed after a cold start or power up.

For Tinkerers Only

I have a Seikosha serial printer designed for a Commodore computer. It has a six-pin DIN connector on it. Can I hook it to my CoCo 3?

Salvador Flores
Yauco, Puerto Rico

If you are a hardware tinkerer you may succeed in making the hook-up. Commodore type serial ports are different from industry standard RS-232 ports in several respects. You need to make up a circuit board using 1488 and

1489 chips powered by a three voltage power supply (+12, -12, and +5 volts) to do level conversion from the 0 to 5 volt TTL signal levels sent and expected by the Commodore type serial port to the +12 / -12 volt levels expected by the (industry standard) RS-232 type port on the CoCo.

Modify Those Modifications!

I'd like to modify your program in the June 1986 Rainbow for MS-DOS to CoCo conversion to support double-sided drives and sub-directories on the MS-DOS disk. Can you help?

Carey Bloodworth
Swink, Oklahoma

I'm afraid the project amounts to a nearly total rewrite of my program, and would take tens (possibly hundreds) of hours of skilled programming time. My advice to you is to forget about doing that unless you are planning to market it as a commercial product, and instead do one of the following:

(a) Buy *CoCo Util* or *Xenocopy* from Microcom. These two programs run on an MS-DOS machine and provide for conversion to or from CoCo type Disk BASIC disks. *Xenocopy* also supports over 300 other *alien* formats.

(b) Use serial communications to transfer the files. Put the two machines side by side and send the files in question from one to the other using communication programs on both machines and Xmodem and a null modem cable, or if the machines are not in the same place, use a telephone line to upload the files in question to your Delphi work space, then download them with the other computer. (Another option is to have a person on each machine, using modems, linking the two machines over the phone line and transferring the file using Xmodem.)

Mix and Match

(1) Can I put a half-height hard drive into the same case with a floppy drive?

(2) Can I partition a hard drive so that I can use it with both Radio Shack Disk BASIC and with OS-9?

(3) Does ADOS-3 allow me to use both 80- and 40-track drives in the same system?

Larry Harris
Clemson, South Carolina

(1) A half-height hard drive will physically fit in the same case with a half-height floppy, but the problem is

the power supply. Hard drives usually require considerably more power, especially in the first few seconds, than is required by a floppy drive. Most floppy drive power supplies are unable to operate hard drives, so unless the power supply you are using is designed for the load of a hard drive during start up, it will not work. Either the drive will not function, or it will not work reliably, or the power supply will eventually over-heat and burn out.

(2) In an extensive article about hard drive systems, published in the March 1989 issue of RAINBOW, I describe in some detail the support of Disk BASIC and OS-9 by various makers of hard-drive systems. Different hard-drive systems vary in handling the matter of putting Disk BASIC and OS-9 files on the same drives. Currently the software included in or sold as an option with the RGB, Burke and Burke, Disto and OwlWare systems allow you to make such partitions. Burke and Burke's *Hyper-I/O* software for Color BASIC and RGB Computer Systems' Color BASIC software for hard-drive systems operate with a variety of different physical hard-drive set-ups, allowing one to mix and match.

(3) ADOS-3 allows some support of 40-track drives when configured as an 80-track system. That is, if you hook a 40-track drive to a system with ADOS-3 that is set up for 80-track drives, you can read data written on the disk by other 35- or 40-track drives. Be careful if writing to a disk that is nearly full; you may destroy data. Also, do not use this system to format 35- or 40-track disks, because the DSKINI command under an ADOS-3 system configured for 80-tracks will try to format a full 80-tracks, and when it gets beyond 36 or 42 tracks it will start slamming the drive head against its stops. Obviously this is not good for the drive.

Your technical questions are welcomed. Please address them to CoCo Consultations, THE RAINBOW, P.O. Box 385, Prospect, KY 40059.

We reserve the right to publish only questions of general interest and to edit for brevity and clarity. Due to the large volume of mail we receive, we are unable to answer letters individually.

Questions can also be sent to Marty through the Delphi CoCo SIG. From the CoCo SIG> prompt, pick Rainbow Magazine Services, then, at the RAINBOW> prompt, type ASK (for Ask the Experts) to arrive at the EXPERTS> prompt, where you can select the "CoCo Consultations" online form which has complete instructions.

Frank Hogg Laboratory

Over 12 Years of Service, Support, and Friendly Help!

***** SPRING SALE *****

From the workbench of Frank Hogg


April 1989

Dear Friend.

Seven years ago, in April of 1982, Reagan had been in office two years, and our first advertisement appeared in Rainbow! At that point, we had been in business for six years. Today, only three other companies from that issue still advertise in Rainbow: *Computer Island*, *Computer Plus* and *Sugar Software*. Many companies have come and gone in these past seven years, yet it seems like only yesterday to me. Here are some interesting facts. We have been in business as long or longer than any computer magazine published today! We have supported OS-9 longer than any other company. Many of you were not born when we started business in 1976! That makes me feel old! We are now approaching our 14th year of business, and I think the reason we're still here is because I love what I'm doing. I enjoy helping people with their problems. I feel that I am someone you can call when you need help, a question answered, or something for your computer. I'm surprised when people who call FHL with a problem are themselves surprised to find out it's often me they are talking to. I'm here if you need me, always happy to help a friend.

Thank you for supporting us all these years. I'll continue working to bring you products that will make using your computer as fun and rewarding as it has been for me.

Your Friend



Frank Hogg

In the March 1989 issue of Rainbow, Marty Goodman wrote a very good article on hard drive systems for the coco. Here is some of what he said about FHL. "Frank Hogg Laboratories has been selling hard-drive systems longer than any other RAINBOW advertiser", "FHL and Burke and Burke systems are twice as fast as all the other systems." We've been selling systems with hard drives for almost 5 years. We sell Burke and Burke as well as our own system, *The Eliminator*, designed by Bruce Isted. With either of these two systems you have the best that money can buy. Remember, there are only two reasons to buy a hard drive: speed and mass storage. All the systems will give you the storage, only FHL will give you the speed. FHL will be there in the future if you need help, as we have been for almost 14 years. We will sell you the whole system or the smallest piece. We'll help you work with what you have and advise you on what's best for you. Remember, we're here to help.

Hard Drive Systems/Kits/Pieces

1 YEAR MANUFACTURES WARRANTY ON ALL SYSTEMS!

Burke & Burke based kit includes: Burke & Burke (B&B) XT PC interface. Hard drive with controller, 3 foot ST506 cable set. Hard Drive Case with 60 watt power supply and fan. Includes OS9 LI and LII software. 1 megabyte transfer in only 45 seconds!! Twice as fast as other systems Type ahead under OS9. (No halt) Complete instructions. Easy one evening assembly.

20 Meg Kit Complete	April Special: 20 Meg Kit Complete ONLY 449.00	498.00
30 Meg Kit Complete		548.00
40 Meg Kit Complete		618.00
Assemble format & test any of the above add		50.00
B&B OPTIONS:		
B&B Real Time Clock (add to above)		30.00
B&B XT ROM Auto Boot from hard disk		19.95
B&B Hyper I/O run DECB on hard drive		29.95
B&B Hyper III Ramdisk/spooler for above		19.95

The Eliminator based kit includes Bruce Isted's new interface *The Eliminator* the Western Digital WD 1002-05 high speed controller. **Features:** fastest system available, 1 megabyte transfer in only 37 seconds!! Twice as fast as other systems! Supports 4 floppy and 3 hard drives, type ahead (No halt) for both floppy and hard disk, **autoboot OS9 L1 or L2** from hard or floppy disk, **2 serial ports, 1 parallel port and Real Time Clock** socket. Hard drive with WD 1002-05 controller, ST506 cable set, 3 foot 40 pin cable, Hard Drive Case with 60 watt power supply and fan, OS9 software for LI and LII with source, Complete instructions. Easy one evening assembly.

20 Meg High Speed Kit Complete	799.00
40 Meg High Speed Kit Complete	899.00
70 Meg High Speed Kit Complete	1335.00
Assemble format & Test any of the above add	60.00
Eliminator OPTIONS:	
Real Time Clock chip	30.00
Serial cable set (2 DB25)	30.00
Parallel cable (Centronics)	30.00
Floppy Cable Int & Ext	25.00

Hard Drive Bits and Pieces

The Eliminator	Special 179.95	499.95
See Eliminator OPTIONS also		
WD1002-05 Controller		199.95
B&B XT PC style interface		69.95
B&B XT RTC interface w/clock/calendar		99.95
See B&B OPTIONS also		
Hard Drive case with 60W P/S and Fan		99.95
SPECIFICATIONS: size 16" deep, 5.5" high, 7" wide. 60 Watt power supply with 3 drive type power connectors, quiet 12 volt DC fan, LED power indicator, color matches CoCo. Holds 2 1/2 height hard or floppy drives and has card guided space for a PCB the size of a drive (like the WD1002-05 controller)		
FBU Fast Hard disk Back Up		75.00
R.S.B. RS Disk Basic under OS9		39.95

Floppy Drives (5.25" and 3.5" FLOPPY DISKS)

TEAC High Quality Drives - 1 Year Warr.	
FD55B 360K 40 Track DS 5.25"	118.00
FD55F 720K 80 Track DS 5.25:	151.00
FD35F 720K 80 Track DS 3.5"	147.00
(Bare drives, requires case and power supply)	

Frank Hogg Laboratory

Over 12 Years of Service, Support, and Friendly Help!

***** **SPRING SALE** *****

NEW VERSION!

Inside OS9 Level II

The Book by Kevin Darling **\$39.95**

SPECIAL ONLY 19.95

Are you tired of playing games with Level II? Do you want to find out what's going on inside OS9? This is the book for you! Over 200 pages of hints, kinks, bugs, source listings and much more. Written by the well known Comuserve SysOp, Kevin Darling. 'Must reading' says Dale Puckett in Rainbow!

START OS-9

An Enjoyable, Hands-On Guide To OS-9 Level II

\$32.95 Book and Disk

If you have OS-9 Level 2 or are thinking of getting it, this book and disk will get you started in an enjoyable way. It makes OS-9 fun. The disk contains utilities and tutorials that are worth the price alone. Now there is a reason to get OS-9

DynaStar

THE Most Popular OS-9 Word Processor!

FEATURES: Best OS9 editor/word processor/text formatter, has everything you would expect and more, supports terminals and windows simultaneously, auto-configurable, auto-indent for C and Pascal programming, mail merge for form letters. Most popular word processor since 1982! Pop-up help menus that can be disabled. WordStar command style. Works with files larger than memory. Merge function. Block manipulation, mark, move, copy, delete, read from disk, write to disk. Keyboard Macros: Define or redefine any control key (up to 29) to reproduce any key sequences, including commands! Supports multiple printers via a print control file. Formatting Commands: Justification, word wrap, centering, headers, footers, macros, odd and even support, multiple index generation, multiple table of contents generation and more! DynaStar is the last word processor you will ever have to buy!

DynaStar word processor/formatter **450.00**

SPECIAL ONLY 99.95

DynaSpell

by Dale Puckett

20,000+ word dictionary included. Fast, slick, the best spelling checker available for OS9. Written by RainbowTech columnist Dale Puckett.

DynaSpell spelling checker **75.00**
SPECIAL WHEN PURCHASED WITH DYNASTAR **25.00**

The WIZ

Simply the best communications/terminal package for OS9 and the CoCo III. **FEATURES:** Mac-Like interface with windows, text and binary upload/download with xmodem, kermit, on line HELP, AUTOLOGGING lets you dial up and log on to your favorite service, Macros, VT52 emulation, Usage log and much more. The Wiz requires a RS-232 Pak or similar device, LII and 512K.

The WIZ **79.95**

Super SPECIAL ONLY 49.95

Disto RS-232 Pak (Compatible with Tandy RS-232 Pak) **49.95**
2400 Baud Modem (5 Year Warranty) **199.95**

Sculptor

Is it a Database?
Is it a Programming Language?
Is it easy to use?

Will it run on other computers?
Is it the best program available?

YES! The New Version 1.16 is it!

100% Object Code Compatible

100% Data File Compatible

for over 100 Computer/OS combinations

Sculptor, a 4th Generation Language, is an applications generator, a database, and a programming language. Basic, C, Pascal, etc. are 3rd generation languages and assembly language is 2nd generation. In *Sculptor* you can develop an application in one tenth the time over Basic or one of the other 3rd generation languages. *Sculptor* brings the power of high level programming to the less experienced individual. If you cannot do what you want to do in a 3rd generation language, then *Sculptor* will open doors for you. In conventional programming 1/2 of your time is spent deciding what you want to do and 1/2 writing the code. With *Sculptor* most of your time is spent deciding what to do because it takes so little time to turn your dream into reality.

In 1988 we sold an incredible number of *Sculptors* at the special price of \$149. We proved that the market was there if the price was right. Version 1.16 lists for \$695 on the IBM PC and goes up to \$17,000 on a DEC VAX. Because of our success last year, thru a special arrangement we are now able to offer *Sculptor* version 1.16 to you for only \$249.95. Now you can take applications created on your CoCo and run them on PC's, Unix machines etc. (with the proper runtime) *Sculptor* is the most powerful program available for the CoCo.

But wait... During this special introduction of version 1.16 we have reduced the price to ONLY \$199.95!

Requires OS9 Level II and 512K. Works on floppies or hard disks.

Sculptor v1.16 SPECIAL ONLY 199.95

Existing *Sculptor* users can update to v1.16 for 60.00

ORDERING INFORMATION VISA and M/C, check and COD. NY residents add 7% sales tax. Contential US software shipping add \$3.50 Ground \$6.00 2nd Day Air. Hardware (drives) add \$11 ground, \$22 2nd Day Air. Please call for Next Day Air costs and COD. Foreign add 10% S&H (Min \$5). Send for FREE FHL Newsletter/Catalog.

****Most of our software requires OS9 LII and 512K.**

Frank Hogg Laboratory, Inc.

Since 1976

770 James Street - Syracuse, NY 13203

Fax 315/474-8225

Call 315/474-7856

Once you get to know it, OS-9 is a great system

OS-9: Time for a Change

By Dennis Skala

I am a frequent visitor to the CoCo and OS-9 SIGs on Delphi. Over the past year, I have noticed a general resistance to OS-9 among the CoCo SIG members. As a confirmed OS-9 user, I find this disturbing. Since I was looking at this from a biased viewpoint, I decided to step back and try to understand this phenomenon. Why do many CoCo users consider OS-9 something to be feared and avoided?

Some CoCo users have little incentive to use or learn OS-9. These are the users who are content using Disk BASIC and do not need OS-9's features. Other users may see advantages in OS-9 but are afraid to make the plunge because they have heard that OS-9 is user-hostile and hard to learn. While OS-9 can indeed be complex, "it ain't necessarily so." Many CoCo users believe that OS-9 is user-hostile when they compare it to Disk BASIC. This is as fair as comparing a 747 to a small stunt plane? Of course the 747 is more difficult to fly, but it is (in most ways) more capable than the stunt plane. However, I doubt that either is inherently more difficult to operate or understand when comparing similar

tasks.

Let me begin with the obligatory statement that OS-9 is an operating system — no more, no less. Disk BASIC may be characterized as a pseudo-operating system. It is essentially an extension of the Extended BASIC interpreter command table to include rudimentary disk I/O capability. OS-9 is an operating environment — an interface between you and the computer. Disk BASIC is a language. Both are just software.

Level I vs. Level II

OS-9 Level I has been around for 10 years. It was originally written to provide a powerful operating system for 6809 microcomputers with 64K memory. The system sacrificed user friendliness for the power it gave the 64K machine. Level I keeps few or no utilities in memory in order to maximize the memory available for programs. Commonly used utilities (Dir, Copy, etc.) are kept on disk and loaded into memory when needed. This makes Level I a little tricky to use — especially with only one disk drive.

Level II's additional memory alleviates most of these difficulties. Most Level II users keep frequently used utilities in memory, which makes it easier to switch disks without causing errors. In addition, Level II windows make multitasking much easier than it is with Level I. Under Level I, it is difficult to run more than one interac-

tive program, and trying to run several programs can make a mess of your screen. Level II windows eliminate this limitation.

Level I comes with an assembler. Many CoCo users bought the package and learned how to navigate the system. However, if they weren't interested in assembly programming, there was little else to do with OS-9 except purchase commercial programs or program languages. Fortunately, Tandy chose to include BASIC09 in the Level II package. More CoCo users are familiar with and interested in BASIC programming than in assembly-language programming. The Level II users can use this system in the same ways they use Disk BASIC. If you're one of those users turned off by Level I, you'll find that Level II is different — it's aimed at the casual user.

The Myth of OS-9 User-Hostility

Let's compare Disk BASIC with OS-9. Table 1 lists all the Disk BASIC commands as presented in Appendix H of Radio Shack's *Color Computer Disk System Owners Manual and Programming Guide*. Next to each command is the OS-9 or BASIC09 equivalent.

The majority of the Disk BASIC commands are not system commands but have to do with handling files and buffers from interpreted BASIC. These commands are compared to the closest applicable OS-9 commands. When comparing the system and file-handling commands, the OS-9 commands seem

Dennis Skala, who holds a master's degree in physics, works in the area of composite materials engineering and development. Dennis lives in Fairview, Pennsylvania, and is the author of Microcom's OS-9 RAMdisk Package.

as easy to understand as the corresponding Disk BASIC commands. In fact, BASIC09's file-handling commands are more user-friendly than Disk BASIC's counterparts. BASIC09 lets OS-9 handle file buffers — Disk BASIC requires programmers to manipulate these.

Some OS-9 commands are complex. For example, `Dsave` copies whole directories to other directories. This utility is more complex than Disk BASIC. It first acts on a subdirectory or a logical part of a disk file. Then it creates a procedure file, which is piped to another shell. The new shell (a command interpreter) has a different default directory and runs concurrently with the `Dsave` command (multitasking). Disk BASIC doesn't have subdirectories, procedure files, pipes or multitasking. It is not surprising that such a command line would look a little formidable to a Disk BASIC user. However, although a little cryptic, it's entirely logical and understandable when you know the details.

Does the novice OS-9 user need to understand all these technical details to use OS-9 profitably? Of course not. When using `Dsave`, the same effect can be achieved by a series of simple command lines of the following type:

```
copy /d0/JUNKDIR/file1 /d1/
file1
copy /d0/JUNKDIR/file2 /d1/
file2
(etc.)
```

This is more tedious but quite straightforward (and it's the only way to do it in Disk BASIC).

Level II's windowing system can be intimidating to the novice. Windows are selected and configured by sending escape sequences to the screen. There are lots of permutations here and lots of details. Who can remember all this stuff? Even worse, who wants to look it up every time you want to set up a window? There is a user-friendly way around this — procedure files.

Procedure (or script) files are ASCII text files containing one or more OS-9 commands. When you type the name of a procedure file, OS-9 reads in the file and executes the commands one by one, just as if you had typed them in. The easiest way to create an OS-9 window is to make a procedure file to do it. Choose your size and favorite colors, get out the manual, look up the command formats and create a procedure file to create a window and start a shell. You only need do this once. Put the file

Table 1: Comparison of Disk BASIC, OS-9 and BASIC09 Commands

Disk BASIC	OS-9	BASIC09
BACKUP 0 TO 1	backup /d0 /d1
CLOSE #1	CLOSE #1
COPY "FILE1.EXT:0" TO "FILE2.EXT:1"	copy /d0/file1 /d1/file2
CVN(A\$)	n/a	n/a (1)
DIR 0	dir /d0
DRIVE 1	chd /d1	CHD /d1
DSKINI 0	format /d0
DSKI\$ 0,12,3,M\$,N\$	n/a	n/a
DSKO\$ 0,12,3,M\$,N\$	n/a	n/a
EOF (1)	EOF (1)
FIELD #1,10 AS A\$, 12 AS B\$	n/a (1)
FILES 1,1000	n/a (1)
FREE(0)	free /d0
GET #1,5	SEEK #1,5
INPUT #1,A\$	INPUT #1,A\$
KILL "FILE1.EXT:0"	del /d0/file1	DELETE /d0/file1
LINE INPUT #1,A\$	READ #1,A\$
LOAD "FILE1.EXT:0",R	LOAD d0/file1 (2)
LOADM "FILE1.EXT:0",1000	load /d0/file1
LDC(1)	n/a (1)
LOF(1)	n/a (1)
LSET A\$=B\$	n/a (1)
MERGE "FILE1.EXT:0",R	merge /d0/file1 /d0/file2>/d0/file3	n/a
MKN\$(1000)	n/a (1)
OPEN "D",#1,"FILE1.EXT"	OPEN #1,"/d0/file1" ,UPDATE ":0",15
PRINT #1,A\$	PRINT #1,A\$
PRINT #1, USING "*. *";A	PRINT #1 USING "R3.1",A
PUT #1,3	n/a (1)
RENAME "FILE1.EXT:0" TO "FILE2.EXT:0"	rename /d0/file1 file2
RSET A\$=B\$	n/a (1)
RUN "FILE1.EXT:0",R	/d0/file1	RUN procedure
SAVE /D0/FILE1.EXT:0",A	save /d0/file1 mod1 (3)	SAVE MOD1 /D0/FILE1 (2)
SAVEM "FILE1.EXT:0", 1000,2000,1000	save /d0/file1 mod1 (3)	SAVE MOD1 /D0/FILE1 (2)
UNLOAD 0	CLOSE #1
VERIFY ON (OFF)	[4]
WRITE #1,A\$	WRITE #1,A\$

Notes:

1. BASIC09 files do not offer field capability and do not use explicit buffers. You can get Disk BASIC field's effect in BASIC09 by using typed variables.
2. These are BASIC09 workspace commands.
3. Supplied with Level I OS-9, but not with Level II.
4. Disk-write verify on or off in OS-9 is contained in the device descriptor, and is not easily modified.
5. n/a means not applicable

in the root directory on your boot disk, and you're in business. I keep a file called `Window.tb0.w7` on my boot disk, which starts an 80-column text window in window `/w7` with black letters on a yellow background and starts a command interpreter. It looks like this:

```
echo Creating 80 column text window
*
* Create a 80 column text window using
descriptor /w7
* using black letters on a yellow
```

```
background
*
wcreate /w7 -s=2 0 0 80 24 2 5 5
iniz /w7
shell i=/w7&
```

Procedure files are a convenient way to do repetitive things involving tedious detail. To start my 80-column text window, I just enter `Window.tb0.w7` and let OS-9 take care of the details for me.

Most CoCo users are hobbyists. We tend to use our computers for personal enjoyment. I think there is a tendency

to want immediate gratification from each new piece of hardware or software — like a small child who gets a new, very complex, toy and wants to use it to its fullest immediately. Because OS-9 is a more complex piece of software than Disk BASIC, there is a longer learning curve, but the novice can *ease* into OS-9 without knowing every detail. It is possible to learn as you go along. As the novice becomes more proficient, shortcuts can be used, and OS-9 features like pipes and multitasking can be manipulated.

Naturally, there are some basics to learn before using OS-9 — even the novice must be aware of default directories and realize all commands are not necessarily memory-resident. If not in memory, these commands are loaded from disk. There is a search pattern for such loads. From what I have seen on the online forums, about 95 percent of the problems novice OS-9 users have result from not knowing their default directories and not realizing that a command line with a program name needs the program either to be in memory or in the current default execution directory.

OS-9 is more user-friendly than Disk BASIC in several respects. To change the default baud rate of the bit-banger RS-232 printer port to 1200 baud under Disk BASIC, one uses `POKE &H96,&H29`. OS-9 provides a utility to do this task. To do the same under OS-9, just enter `xmode /p baud=3`. The OS-9 command is more straightforward and mnemonic.

OS-9 is also more user-friendly when listing text files. To list the text file `Readme` in the default directory to the screen, just type `list readme`. To list to the printer, type `list readme >/p`. To do the same under Disk BASIC, you must write a BASIC program; or text files must be self printing; or files must be examined with a word processor — rather awkward when compared to the OS-9 `List` command.

Several years ago, I customized my Disk BASIC system based on a series of RAINBOW articles by Colin Stearman, which added several BASIC commands, faster double-sided disk access, etc. This involved considerable assembly programming and burning an EPROM for my disk controller. Customizing my OS-9 system, on the other hand, took a *couple of hours* and involved no programming or hardware modifications. OS-9 is modular — it is intended to be customized for each user.

One area in which Disk BASIC is more user-friendly than OS-9 is in error

reporting. There are fewer Disk BASIC error messages, and they are two-letter mnemonics. OS-9 error messages are numbers, and in a long command line, the error's cause is not always obvious. (The OS-9 `ERROR` utility will give you an explanation, however.)

OS-9 can be run under the control of *Multi-View*, a graphics shell. *Multi-View* acts like a visual interface between the user and OS-9. It offers some system control and point-and-click program selection. As an experienced user, I find *Multi-View* limiting, but many novice users think it makes the system easier to use. To my knowledge, no similar interface exists for Disk BASIC.

The Pros and Cons of OS-9

For the sake of discussion, let's categorize CoCo users into three groups: Group A uses the machine to play games or run third-party software but does no programming. Group B uses the machine for games and other applications, but also programs — primarily in interpreted BASIC. Group C includes the heavy-duty users. They program in various languages — including assembly — and are familiar with the internal mechanics of the computer.

This is an over-simplified but serviceable split. Group A users will notice no difference between the user-friendliness of OS-9 and Disk BASIC. In either case, these users will just insert disks and follow simple load and execute commands.

Most RAINBOW readers would fall into Group B. Such users should have no problem with BASIC09 or OS-9 software. There are a few difficulties with OS-9 — learning how to properly load modules, learning the commands, etc. However, the speed the user gains may make the system worthwhile.

Group C users will find OS-9 more complex than Disk BASIC — there's more to it. On the other hand, once learned, OS-9 offers a number of benefits to the more advanced programmer. Because it is a true operating system, it offers easy access to low-level services such as legal-name checking, creating directories, and reading/writing to the printer, screen, disk files, etc. These functions are accessed with simple system calls from assembly language or from higher level languages. Moreover, such calls will work on all future upgrades of OS-9 and the CoCo. Advanced Disk BASIC programmers use ROM calls for many of these services. Of the disk-related ROM calls, only the `DISKCON` call is documented. Any other

ROM call may or may not work on Disk BASIC upgrades. This means to be entirely safe the Disk BASIC assembly programmer must “re-invent the wheel” within each program. Such details as printing to the screen and reading the keyboard should be contained in each program. This is tedious detail that diverts the programmer's attention from the more important parts of the program.

On the CoCo, high-level languages run more efficiently under OS-9 Level II than under Disk BASIC. Tandy sells a good C compiler (written by Micro-ware, the authors of OS-9) that runs under OS-9. C programs (source code) tend to be quite portable — programs written on the CoCo usually run on other machines with little modification.

One disadvantage to the use of OS-9 is that you give up some measure of control of the machine. The OS-9 programmer must remember that other programs may be running concurrently. Certain restrictions apply to programming techniques (using relative addressing in assembly language for instance). Special tricks, such as writing to two disks at once, cannot be done legally. OS-9 is not a particularly good environment for real-time action games since a program's timing is under OS-9's control rather than the programmer's. Timing may be affected by other things happening concurrently. There are ways of dealing with this, but these tend to “hog” the machine, negating the advantages of OS-9.

The Utility of Multitasking

One of the most useful features of OS-9 is multitasking. As I write this, I have another copy of my word processor running in another window, displaying an outline of this article for reference. When responding to Delphi forum messages, I often display pre-downloaded messages in one window, and compose my replies in another. Also, while downloading a message base from Delphi, rather than just sitting there and waiting for the download to complete (perhaps 10 minutes), I do something in another window. Often when running a program, I forget what filename I wanted to use or some other information I need. Rather than exiting the program, I toggle to another window to get the information. Rather trivial uses of multitasking — but convenient.

Some time ago, I wanted to do some heavy-duty calculations involving graphic displays of some mathematical

patterns. These would typically take hours to complete. Without multitasking, I would be denied the use of my machine for this time. As it was, I just started the program, adjusted its priority down a little, and I went on to other tasks. The graphics calculation program proceeded automatically, a bit at a time, whenever the computer wasn't busy doing something else. OS-9 took care of the scheduling automatically, and I wasn't aware that the graphics program was running.

The price of multitasking is surprisingly small. I did some crude timing tests that timed a simple program with several shells (command interpreters) running. So long as each of these was idling (waiting for a key press), there was virtually no measurable difference in the speed of the program. OS-9 is very efficient in this regard — when a program isn't doing anything, it "goes to sleep" and uses almost no CPU time. Of course when more than one program is really doing something, each will slow down accordingly. (After all, you can't get something for nothing.)

Some of the most popular MS-DOS programs are TSR (Terminate-and-Stay-Resident) utilities. MS-DOS users

consider these programs convenient. All OS-9 programs have the ability to work this way: Not only will they stay resident, but they may also run concurrently. In addition, although many MS-DOS TSR utilities have compatibility problems, OS-9 works well in this mode because it was designed with this ability.

OS-9 Abilities in Disk BASIC?

OS-9 is just software. Theoretically, anything it does can be duplicated in Disk BASIC. For instance, the OS-9 windowing environment could be recreated under Disk BASIC. However, almost no commercial software would take advantage of it. In fact, many programs would conflict with the windows and crash the machine. Like windows, multitasking is possible under Disk BASIC, but it would be difficult, limited and likely to crash the computer. Disk BASIC is a closed standard system that is difficult to modify. OS-9, on the other hand, is an open, modular standard originally designed to be added to and modified.

A standard software interface like OS-9 gives the CoCo user a future. An upgraded CoCo with different hardware will be able to run current OS-9

software. Programmers can write in the OS-9 environment and be confident their programs will run on future CoCos.

Summary

OS-9 is not more user-hostile than Disk BASIC, but it is more capable — hence more complex. However, when comparing features both systems share, neither seems more or less easy. Novice users can do the same things with OS-9 that are done with Disk BASIC — with the same ease. In addition, as users grow more capable, they can use OS-9 to increase their use of the CoCo.

Disk BASIC is a very usable system that is adequate for running one program at a time. However, OS-9 is the way to go for CoCo users who want to get more from their machines. As the base of OS-9 users increases, more software vendors have the incentive to enter the OS-9 market. This will benefit us all. Of course, moving to OS-9 doesn't mean that you've given up Disk BASIC — it will always be there for you. However, if you're like me, once you get used to OS-9 working with Disk BASIC (or MS-DOS for that matter) is like typing with boxing gloves. ☺

DYNAMIC STORAGE PRODUCTS

CoCo Drive 0 Complete: \$159.95
 CoCo Floppy Disk Controller (w/o ROM): \$49.95
 CoCo Floppy Disk Controller (w/ROM): \$59.95
 360k Bare Drive: \$70.00
 720k Bare Drive: \$90.00

FREE SHIPPING*

All Hard Drives Rated, 38ms or LESS!
 Hard Drives come w/ a Burke & Burke Compatible Controller Card

21 Meg Hard Drive: \$339.00
 32 Meg Hard Drive: \$369.00
 49 Meg Hard Drive: \$469.00
 67 Meg Hard Drive: \$599.00
 External Case & Power Supply (150 watt): \$150.00

300/1200 Baud External Modem: \$89.00
 300/1200/2400 Baud External Modem: \$129.00
 Gravis Precision Joystick: \$49.95

713-486-0555 **1-800-999-7039**
 15502 Old Galveston Rd. • Suite 216 • Webster, Texas 77598

*UPS Ground Shipment Only VISA/MC at No Additional Charge C.O.D. add 5.00 per box

FULL ONE-YEAR WARRANTY
 We offer a full one-year warranty. During this period, we will repair or replace, at no charge, any part that fails due to a defect in workmanship or materials.

"Simply Better" Word Processor

****Setting New Standards...**

*RUN 2 INTERACTING WORD PROCESSORS SIMULTANEOUSLY *
 *PERFORM MAIL-MERGES * CREATE INDEXES * CREATE TABLE OF
 CONTENTS * PRINT-FILL FORMS * DISPLAYS FONTS IN SELECTED
 COLORS * DISPLAYS UNDERLINING * PRINT SPOOLING * AUTO SAVES
 FILES * SERIAL/PARALLEL OUTPUT * PRINT/SAVE BLOCKS OF TEXT *
 *HEARING IMPAIRED MODE * UP TO 480K OF TEXT STORAGE * SORT
 SECTIONS OF TEXT * MANY MORE FEATURES *

****Setting New Prices** ~~\$7995~~

Special Intro Price... **\$2995**

*When It Comes To Word Processing,
 we're... "Simply Better"*

Call for a Free Brochure
 All Orders, Call... 1-800-248-8420
 Please add \$3 S/H

Simply Better Software

P.O. Box 20726
 Portland, OR 97220

TECHNICAL ASSISTANCE

9 AM - 5 PM
 (503) 254-7225

CBASIC III EDITOR/COMPILER

The ULTIMATE Color Computer III BASIC COMPILER!!!

If you want to write fast efficient machine language programs and you don't want to spend the next few years trying to learn how to write them in Assembly language or with a cheap compiler, then CBASIC III is the answer!!!

CBASIC III is the only fully integrated Basic Compiler and Program Editing System available for the Color Computer 3. It will allow you to take full advantage of all the capabilities available in your CoCo-3 including 512K RAM, without having to spend years trying to learn assembly language programming. CBASIC III allows you to create, edit and convert programs from a language you are already familiar with Enhanced Disk Color Basic, into fast efficient machine language programs easily and quickly. CBASIC III supports all the enhanced hardware available in the CoCo-3, including Hi-Res Graphics, & Screen displays, Extended Memory and Interrupts (Keyboard, Timer, Serial & Clock). We even added advanced commands not available in Basic to give you a level of control only available to very advanced Machine Language Programmers. Plus we made it exceptionally easy to use, not like some other compilers. CBASIC III is the friendliest and easiest compiler available for the Color Computer III.

CBASIC III is a powerful tool for the Beginner as well as the Advanced Basic or Machine Language programmer. You can write programs without having to worry about the Stack, DP Register, memory allocations and so on, because CBASIC III will handle it for you automatically. For Advanced users, CBASIC III will let you control every aspect of your program, even generating machine code directly in a program easily.

CBASIC III features well over 150 Compiled Basic Commands and Functions that fully support Disk Sequential and Direct access files, Tape, Printer and Screen I/O. It supports ALL the High and Low Resolution Graphics, Sound, Play and String Operations available in Enhanced Color Basic, including Graphics H/GET, H/PUT, H/PLAY and H/DRAW, all with 99.9% syntax compatibility. CBASIC III also supports the built in Serial I/O port with separate programmable printer & serial I/O baud rates. You can send and receive data with easy to use PRINT, INPUT, INKEY, GETCHAR and PUTCHAR commands.

CBASIC makes full use of the powerful and flexible GIMI chip in the Color Computer 3. It will fully utilize the 128K of RAM available and install 2 Ultra Fast Ramdisks if 512K is available, for program Creation, Editing and Compilation. You can easily access all 512K of memory in a Compiled program thru several extended memory commands that can access it in 32K or 8K blocks and single or double bytes.

CBASIC has its own completely integrated Basic Program Editor which allows you to load, edit or create programs for the compiler. It is a full featured editor designed specifically for writing Basic programs. It has block move and copy, program renumbering, automatic line number generation, screen editing, printer control and much more.

The documentation provided with CBASIC III is an 8 1/2 by 11 Spiral Bound book which contains approximately 120 pages of real information. We went to great lengths to provide a manual that is not only easy to use and understand, but complete and comprehensive enough for even the most sophisticated user.

CBASIC III is the most expensive Color Basic Compiler on the market, and well worth the investment. You can buy a less expensive compiler for your CoCo-3, and then find out how difficult it is to use, or how limited its features are. Then you'll wish you had bought CBASIC III in the first place. Dollar for dollar, CBASIC III gives you more than any other compiler available. If you can find a better CoCo-3 Basic Compiler then buy it!!!

Requires 128K & Disk \$149.00

DATAPACK III PLUS V1.1

SUPER SMART TERMINAL PROGRAM

AUTOPILOT & AUTO-LOG PROCESSORS
X-MODEM DIRECT DISK FILE TRANSFER
VT-100 & VT-52 TERMINAL EMULATION

- No lost data even at 2400 Baud on the COCO-3 Serial I/O port.
- 8 Display Formats, 32/40/64/80 columns at 192 or 225 Res.
- 50K Text Buffer when using the Hi-Res Text Display & Disk.
- ASCII & BINARY disk file transfer support via XMODEM.
- Directly record receive data to a disk file (Data Logging).
- VT-100 terminal emulation for VAX, UNIX and other systems.
- VT-100/52 cursor keys, position, insert/delete, PF & Alt. keys.
- Programmable Word Length, Parity, Stop Bits and baud rates.
- Complete Full and Half Duplex operation, with no garbled data.
- 9 Variable length, Programmable Macro Key buffers.
- Programmable Printer rates from 110 to 9600 baud.
- Send Files directly from the Buffer, Macro Keys or Disk.
- Display on Screen or Print the contents of the Buffer.
- Freeze Display & Review information On Line with no data loss.
- Built in Command Menu (Help) Display.
- Built in 2 Drive Ramdisk for 512K RAM support and much more.

Supports: R.S. Modem-Pak & Deluxe RS-232 Pak, even with Disk.

Requires 128K & Disk, \$59.95

EDT/ASM III

128/512K DISK EDITOR ASSEMBLER

EDT/ASM III is a Disk based co-resident Text Editor & Assembler. It is designed to take advantage of the new features available in the CoCo-3 with either 128K or 512K of memory. It has 8 display formats from 32/40/64/80 columns by 24 lines in 192 or 225 Resolution, so you use the best display mode whether you are using an RGB or Composite monitor or even a TV for your display. Plus you can select any foreground or background colors or even monochrome display modes. It will even support 512K by adding an automatic 2 drive Ultra Fast Ramdisk for lightning fast assembly of program source code larger than memory. There is also a free standing ML Debug Monitor, to help you debug your assembled programs. EDT/ASM III has the most powerful, easy to use Text Editor available in any Editor/Assembler package for the Color Computer.

- Supports Local and Global string search and/or replace.
- Full Screen line editing with immediate line update.
- Easy to use Single keystroke editing commands.
- Load & Save standard ASCII formatted file formats.
- Block Move & Copy, Insert, Delete, Overtyping.
- Create and Edit files larger than memory.

The Assembler portion of EDT/ASM III features include:

- Supports the full 6809 instruction set & cross assembles 6800 code.
- Supports Conditional IF/THEN/ELSE assembly.
- Supports Disk Library file (include) up to 9 levels deep.
- Supports standard Motorola assembler directives.
- Allows multiple values for FCB & FDB directives (unlike R.S. EDT/ASM)
- Allows assembly from the Editor Buffer, Disk or both.

Requires 128K & Disk \$59.95

TEXTPRO IV

"The ADVANCED COCO-3 Word Processing System"

- 9 Hi-Res Displays from 58 to 212 columns by 24 lines in 225 Res.
- On Screen Display of Bold, Italic, Underline & Double Width print.
- Up to 8 Proportional Character Sets Supported with Justification.
- Up to 80 Programmable Function Keys & Loadable Function key sets.
- Fully Buffered keyboard accepts data even during disk access.
- Autoexecute Startup files for easy printer & system configuration.
- 8 Pre-Defined Printer function commands & 10 Programmable ones.
- Supports Library files for unlimited printing & configurations.
- Disk file record access for Mail Merge & Boiler Plate printing.
- Completely Automatic Justification, Centering, Flush left & right.
- Change indents, margins, line length, etc. anytime in the text.
- Create and Edit files larger than memory, up to a full disk.
- Easily imbed any number of printer format and control codes.
- Built in Ultra Fast 2 drive RAMDISK for 512K support.

TEXTPRO IV is the most advanced word processing system available for the COCO-3, designed for speed, flexibility and extensive document processing. It is not like most of the other word processing programs available for the Color Computer. If you are looking for a simple word processor to write letters or other short documents, and never expect to use multiple fonts or proportional spacing, then most likely you'll be better off with one of the other simpler word processors. But, if you want a powerful word processor with extensive document formatting features to handle large documents, term papers, manuals, complex formatting problems and letter writing, then TEXTPRO IV is what your looking for. It works in a totally different way than most word processing programs. It uses simple 2 character abbreviations of words or phrases for commands and formatting information that you imbed directly in your text. There are over 70 different formatting commands you can use without ever leaving the text your working on. There are no time consuming, and often frustrating menu chases, you are in total control at all times. You can see what the formatted document will look like before a single word is ever printed on your printer. Including margins, headers, footers, page numbers, page breaks, column formatting, justification, and Bold, Italic, Underline, Double Width, Superscript and Subscript characters right on the screen.

TEXTPRO IV can even support LASER PRINTERS with proportional fonts, take a good look at this AD? It was done with TEXTPRO IV on an OKIDATA LASERLINE-6 laser printer!!! All the character sets used on this AD are proportional spaced characters, all centering, justification, and text printing was performed automatically by TEXTPRO IV.

Requires 128K & Disk \$89.95

HI-RES III Screen Commander

The DISPLAY you wanted but didn't get on your CoCo-3

- 54 Different Character Sizes available from 14 to 212 cpl.
- Bold, Italic, Underline, Subscript, Superscript and Plain character styles.
- Double Width, Double Height and Quad width characters.
- Scroll Protect form 1 to 23 lines on the screen.
- Mixed Text & Graphics in HSCREEN 3 mode.
- PRINT @ is available in all character sizes & styles.
- Programmable Automatic Key repeat for fast editing.
- Full Control Code Keyboard supported.
- Selectable Character & Background color.
- Uses only 4K of Extended (2nd 64K) or Basic RAM.
- Written in Ultra Fast Machine Language.

HI-RES III will improve the standard display capabilities of the Color Computer 3, even the 40 and 80 column displays have several features missing. For example, you can't use PRINT @ or have different character sizes on the same screen, even when mixing text and graphics with the HPRINT command. HI-RES III can give you the kind of display you always dreamed about having on your CoCo-3, with a wide variety of display options that you can easily use with your Basic or ML programs.

HI-RES III is totally compatible with Enhanced Color Basic and its operation is invisible to Basic. It simply replaces the normal screen display with an extremely versatile display package. With the full control code keyboard, you can control many of HI-RES III extended functions with just a couple of simple keystrokes.

Requires 128K Tape or Disk \$34.95

512K RAMDISK & MEMORY TESTER

RAMDISK is an ALL Machine Language program that will give you 2 ULTRA High Speed Ram Disks in you CoCo-3. It does not need or require the OS-9 operating system. It works with R.S. DOS V1.0 or V1.1 and it is completely compatible with Enhanced Color Disk Basic! Plus it allows your CoCo-3 to run at double speed all the time even for floppy disk access!!! It will not disappear when you press reset like some other ramdisk programs. The MEMORY tester is a fast ML program to test the 512K ram. It performs several bit tests as well as an address test so you know that your 512K of memory is working perfectly.

Requires 512K & Disk \$19.95

"The SOURCE III"

DISASSEMBLER & SOURCE CODE GENERATOR

The SOURCE III will allow you to easily Disassemble Color Computer machine language programs Directly from Disk and generate beautiful, Assembler compatible Source code.

- Automatic label generation and allows specifying FCB, FDB and FCC areas.
- Disassemble programs Directly from disk, unlike other disassemblers.
- Automatically locates Begin, End and Execution address.
- Output Disassembled listing with labels to the Printer, Screen or both.
- Generates Assembler source files directly to disk or printer.
- Built in Hex/Ascii dump/display to locate FCB, FCC & FDB areas.
- 8 Selectable Display formats 32/40/64/80 columns in 192 or 225 Res.
- Selectable Foreground & Background colors & Printer Baud rates.
- Built in Disk Directory on a Kill file commands.
- Menu display with single key commands for smooth, Easy operation.
- Written in Ultra Fast Machine Language.

Requires 128K & Disk \$49.95

To order products by mail, send check or money order for the amount of purchase, plus \$3.00 for shipping & handling to the address below. To Order by VISA, MASTER CARD or COD call us at (702) 452-0632 (Monday thru Saturday, 8am to 5pm PST)

CER-COMP LTD.

5566 Ricochet Avenue
Las Vegas, Nevada 89110
(702) 452-0632

"Window Master"



Screen Display Fonts

Window Master supports up to 54 different character sizes on the screen with 5 different character styles. You can have Bold, Italic, Underlined, Super-Script, Sub-script or Plain character styles or any combination of them in any character size. You can also change the text color and background at any time to get really colorful displays.

Fully Basic Compatible

Window Master is fully compatible with Enhanced Color Disk basic with over 50 Commands & functions added to fully support the Point & Click Window System. Window Master does not take any memory away from Basic, so you still have all the Basic Program memory available.

Hi-Resolution Displays

Window Master uses the full potential of the Color Computer 3 display by using the 225 vertical resolution display modes instead of the 192 or 200 resolution modes like most other programs. It uses either the 320/16 color mode or the 640/4 color display to give you the best display resolution possible, and can be switched to either mode at any time.

Mixed Text & Graphics

Window Master fully supports both Text & Graphics displays and even has a Graphics Pen that can be used with HLINE, HCIRCLE, HSET and more. You can change the Pen width & depth and turn it on or off with simple commands. We also added Enhanced Graphics Attributes that allow graphics statements to use And, Or, Xor and Copy modes to display graphic information. With the Graphics enhancements added by Window Master, you could write a "COCOMAX" type program in Basic! In fact we provide a small graphics demo program written in Basic.

Event Processing

Window Master adds a powerful new programming feature to Basic that enables you to do "Real Time" Programming in Basic. It's called Event Trapping, and it allows a program to detect and respond to certain "events" as they occur. You can trap Dialog activity, Time passage, Menu Selections, Keyboard activity and Mouse Activity with simple On Gosub statements, and when the specified event occurs, program control is automatically routed to the event handling routine, just like a Basic Gosub. After servicing the event, the sub-routine executes a Return statement and the program resumes execution at the statement where the event occurred.

Enhanced Editing Features

Window Master adds an enhanced editor to Basic that allows you to see what you edit. It allows you to insert & delete by character or word, move left or right a word or character at a time, move to begin or end of line, toggle automatic insert on/off or just type over to replace characters. The editor can also recall the last line entered or edited with a single key stroke. You can even change the line number in line to copy it to a new location in the program.

Window Master Features

Multiple Windows

Window Master supports multiple window displays with up to a maximum of 31 windows on the screen. Overlapping windows are supported, and any window can be made active or brought to the top of the screen. Windows can be picked up and moved anywhere on the screen with the mouse. There are 6 different Window styles to choose from and the window text, border and background color is selectable.

Pull Down Menus

Menus are completely programmable with up to 16 menus available. They can be added or deleted at any time in a program. Menu items can be enabled, disabled, checked or cleared easily under program control. Menu selection is automatically handled by Window Master & all you have to do is read a function variable to find out which menu was selected.

Buttons, Icons & Edit Fields

Each Window can have up to 128 buttons, Icons or Edit fields active, if you can fit that many. Buttons, Icons and Edit field selection is handled automatically by Window Master when the mouse is clicked on one. All you have to do is read a Dialog function to find out which Button, Icon, or Edit field was selected, its very simple.

Mouse & Keyboard Functions

Window Master automatically handles the Mouse pointer movement, display and button clicks. It will tell you the current screen coordinate, the local window coordinate, window number the mouse is in, the number of times the button was pressed, which window number it was clicked in and more. The Keyboard is completely buffered, and supports up to 80 programmable Function keys that can contain any kind of information or command sequences you can imagine. You can load and save function key sets at any time. So, you can have special sets of function keys for different tasks. The "Ctrl" key is supported so that you have a full control code keyboard available.

Window Master Applications

Window Master pushes the Color Computer 3 far beyond its normal capabilities, into the world of a "User Friendly" operating environment. We are already planning several new programs for use with Window Master. So you don't have to worry about having to write all your own programs. And don't forget that many existing Basic and M.L. programs will run under Window Master with little or no changes. The Possibilities for Application programs are endless: Spread Sheets, Word Processing, Communications, Education, Games, Graphic Design, Desk Top Publishing and on and on.

Hardware Requirements

Window Master requires 512K of memory, at least 1 Disk Drive, a Hi-Res Joystick Interface and a Mouse or Joystick.

Technical Assistance

If you run into difficulty trying to use some of Window Master's features, we will be happy to assist you in any way possible. You can write to us at the address below or call us between 10am and 2pm Pacific Standard Time for a more timely response. Sorry, no collect calls will be accepted.

Ordering Information

To order WINDOW MASTER by mail, send check or money order for \$69.95, plus \$3.00 for shipping & handling to the address below. To order by VISA, MASTERCARD or COD call us at (702)-452-0632 (Monday thru Saturday, 8am to 5pm PST)

CER-COMP Ltd.
5566 Ricochet Avenue
Las Vegas, Nevada 89110
(702)-452-0632

Disk contains
128K & 512K
version
of program.



Animation is fun to watch and create. This tutorial is an overview of simple animation techniques using GET and PUT. It does not attempt to get into the nitty-gritty of creating program lines but introduces you to the world of CoCo graphics and provides you with the basic knowledge to create your own cartoon.

Let's get started by typing in the listing. First of all, turn down the sound on your computer and notice the effect it has on the screen's action. It looks slower (notice the free-fall) even though it is actually not. Sound enhances animation by helping the action to flow. Notice also that after the air-burst explodes, the bird, plane and ejected egg appear to move simultaneously. Simultaneous action heightens the illusion of motion.

In the last frame only half of the bird is formed to enhance its smooth movement off the screen. The bird continues down after it releases the egg, then up and away. The egg arcs forward, and each time there is greater distance between eggs from frame to frame.

This all sounds trivial but small enhancements make the final product. Experiment to develop something uniquely your own.

I've created several birds and a plane drawn, dimensioned and stored in GET lines. To see these, press BREAK. Add (:SCREEN1,1) to Line 10, and enter Line 60 as 60 GOTO 60. Now run the program.

There are five bird attitudes, two having a shortened wing to add a heightened sense of wheeling. Egg and plane are self-evident. The x is PRESET to make the ejected material different from the bomb. The clustered area in the corner demonstrates that the picture elements can be drawn in an area over which the animation evolves without disrupting the display. The bird dips and releases the egg in the cluttered area.

Restore Line 10 to its original state. Also delete Line 60 by typing DEL60. You may have already notice the similarity between this system and the one used in the GET-PUT tutorial.

S4C1 is the default mode for size and color.

The stationary house is drawn di-

Computer animation takes flight

Count Your Eggs Before They Drop

By Joseph Kolar
Rainbow Contributing Editor

rectly at Line 90. Line 50 uses a CIRCLE-PAINT combo to store the egg. Line 30, the DIM line, is reduced to single arrays with a value of 2.

Note DIM C(2). There is a DRAW LINE 52 creating nothing at (10,10), but there is no GET statement to store anything. Nevertheless, using Variable C in the PUT statements erases what we want to get rid of.

Let's investigate. The first instance of using C is in Line 115. Type EDIT115 then press X to extend the line. Press the left arrow until the cursor is under the S in PSET. Type RESET and press ENTER. Then run the program. By changing PSET to PRESET, we change the color to 0. The background is in the 2-color mode in PMODE 4.

See the wipe-out area? How big is it? It is the same size area called for in Line 51, which immediately precedes our questionable nothing line.

We told CoCo in Line 115 to put the background overlay at locations (12,12) to (24,18). Masking Line 52 proves we don't need it. What would happen if we yanked DIM C(2) or lowered the value to C(1)? FC Error in 115 would appear on the screen, that's what! So we must dimension C.

As long as we dimension C large enough, the PUT coordinates will determine the size. Doubling the coordinates to 24-by-12 zonks it out. As long as the dimensioned value is large enough, (single array mode), the "nothing" value

must be assigned a variable and dimension. If no DRAW line is used, the previous stored value is used. PUT uses the coordinates that include an area equal in size to what it can handle. The two-array DIM can be set to a specifically sized area to be erased by entering I.E. at C(12,6).

In the next tutorial another way to erase will be discussed.

Observe the plane explosion while turning up the sound. After the last plane frame, the egg appears. A slight pause is used so the impact is distinct. Line 400 initiates a small circle expanding within the FOR/NEXT loop to indicate the initial stage of the explosion with a discordant sound. Following is a larger CIRCLE routine at Line 500, simulating an image of a blasted plane.

You don't need to erase this bit of activity because the action phase of the program is terminated at Line 1000 and returned to Line 80. The PCLS in Line 80 does double duty, erasing the explosion and wiping out the scene to be recycled.

Notice the air-burst over the farm complex. The GOSUB routine begins at Line 2000 with the outer rings giving depth to the explosion. The egg accelerates by widening the distance between the objects from frame to frame. For added impact it travels a short distance to strike the target plane.


Because Line 1 reads GOSUB5000, we know the title page was formed after all the artwork was completed. Entering POKE 359,60 puts one letter of text at a time onto the screen, making it look more polished. Entering EXEC 44539 allows you to press any key to continue. Press ENTER.

Entering POKE359 restores normal speed. The reason is that if POKE 359,60 is in force and you press BREAK, the program gets hung up, requiring you to press the reset button to correct it. And, also, if you are deeply engaged in working on the program and you enter LIST, the listing appears one letter at a time. This is of value when reading a listing but frustrating when you are eager to make program changes. You can delete both pokes, but it takes away some of the picture's flair. (Note: Delete POKE 359,60 in Line 5000 to run the title screen on a CoCo 3.)

The listing is straightforward and easy to understand. You may want to research what Lines 50 to 58 consist of


Florida-based Joseph Kolar is a veteran writer and programmer who specializes in introducing beginners to the powers of the Color Computer.

Make Signs, Banners, and Greeting Cards!



The CoCo Graphics Designer Plus \$29.95

Super easy-to-use point and click graphical interface, features windows, scroll bars, radio buttons, and joystick or mouse control.



The CoCo Graphics Designer Plus (CGDP) is CoCo 2 and 3 Compatible. It allows pictures, and text in up to 4 sizes and 16 fonts, per page or banner. The cards & signs feature hi-resolution borders and complete on-screen previews. The CGDP comes with 16 borders, 5 fonts, and 32 pictures. It's 100% machine language for fast execution.

Printer Support Radio Shack DMP105, 106, 110, 120, 130, 132, 200, 400, 420, 430, 440, 500, Epson FX/RX/LX/EX/LQ, Gemini 10X, Star SG10, NX10, NX1000, Panasonic KXP1080, 1090, 1091, 1092, Prowriter, C. Itoh 8510 & more.. Call for complete list.

Requirements: 64K CoCo II or III, disk drive with RSDOS, mouse or joystick.

Max Compatible

Zebra's Picture disks 2, 3, and 4 include a simple format conversion utility making them easy to use with Colorware's MAX-10, CoCo MAX II and III.

In addition to the font, border, and picture collections that come with the CoCo Graphics Designer Plus, the following optional disks are available for \$14.95 each.

Border Disk #1 Contains 176 High resolution borders, great variety from simple to ornate.

Font Disk A 10 Fonts: Western, Stencil, Banner, Shadow, Variety, Type, Stripes, Digital, Bold3, Object

Font Disk B 10 Fonts: Arcade, Circle, Alien, Cube, Baroque, Deco, Block, Gray, Computer, Script

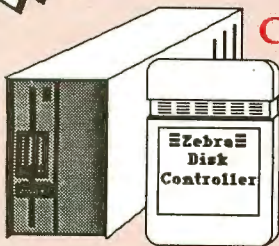
Picture Disk #2 4 sets of 30 pictures each: Sports, America, Party, Office, Total 120 pictures.

Picture Disk #3 4 sets of 30 pictures each: Animals, Nature, Religion, Travel, Total 120 pictures.

Picture Disk #4 120 holiday pictures: Christmas, Thanksgiving, New Year's, Easter, Halloween, etc.

NEW!

Zebra Disk Controller



Zebra's disk controllers feature Gold Plated Edge Cards, Dual Selectable ROM sockets, 120 Day Warranty.

Zebra Disk Controller

Completed and tested controller with Radio Shack Disk ROM and manual \$ 99.00

Radio Shack Disk 1.1 ROM \$ 24.95

Drive 0 System Complete \$209.00

Drive 1 Add-on \$139.95

2 Drive System Complete \$319.00

All drives are new half height DSDD fast step. Less expensive drives also available, please call.

Zebra E-x-p-a-n-d-s

Zebra now sells quality products from many CoCo vendors including:

Elite Software • Federal Hill • Michtron
Spectro Systems • Sundog • Game Point
Avatex Modems • Star Micronics Printers
Metric Industries Interfaces • Magnavox Montiors

We plan to introduce exciting new Zebra designed software and hardware products at the April Rainbowfest in Chicago. Visit our booth!

Call, or mail us your address for a copy of our **FREE CoCo Catalog!**

Name _____

Address _____

City _____ State _____ Zip _____

I have (Please circle what you have.): Rainbow Subscription Y N
CoCo 1 2 3, Disk drives. 0 1 2 more, Display B&W Color

Woodhaven is located in the borough of Queens in New York City, just 30 minutes from Manhattan and 15 minutes from LaGuardia & Kennedy Airports. Stop by our store Monday through Friday 9-5.

Ordering Instructions: All orders add \$3.00 Shipping & Handling. UPS COD add \$3.00. VISA/MC Accepted. NY residents add sales tax.

Zebra Systems, Inc., 78-06 Jamaica Ave., Woodhaven, NY 11421 (718) 296-2385



Fill out your CoCo library with these selections

The Complete Rainbow Guide to OS-9

Authors Dale Puckett and Peter Dibble show how to take advantage of OS-9's multitasking and multiuser features. An easy-to-read, step-by-step guide packed with hints, tips, tutorials and free software in the form of program listings.
Book \$19.95, Disk Package \$31 (2 disks, book not included)

The Complete Rainbow Guide to OS-9 Level II Vol. I: A Beginners Guide to Windows

Puckett and Dibble have done it again! They uncover the mysteries of the new windowing environment and demonstrate clever new applications. More hints, tips and plenty of program listings. Book \$19.95, Disk \$19.95

The Rainbow Introductory Guide to Statistics

Dr. Michael Plog and Dr. Norman Stenzel give a solid introduction to the realm of statistical processes and thinking for both the beginner and the professional. (80-column printer required.)
Book \$6.95, Tape or Disk \$5.95, Package \$11.95

The First Rainbow Book of Adventures

Contains 14 winning programs from our first Adventure contest. Includes *Sir Randolph of the Moors*, *Horror House*, *One Room*, *Dr. Avaloe* and more. Plus hints, tips on solving Adventures.
Book \$3.50, Tape \$3.50

The Second Rainbow Book of Adventures

Featuring 24 of the most challenging Adventure games ever compiled. Meet the Beatles and battle the Blue Meanies, find a hidden fortune, or win the heart of a mysterious princess. *Ring Quest*, *Secret Agent Man*, *Dark Castle*, *Curse of Karos* and more!
Book \$13.95, Tape \$13.95

The Third Rainbow Book of Adventures

The excitement continues with 19 new Adventures. Discover backstage intrigue at the London Theatre, attempt a daring space rescue, or defeat evil in the year 2091 as a genetic android. *Evil Crypt*, *Spymaster*, *Time Machine*, *The Amulet*, and that's only the beginning! Book \$11.95, Tape \$9.95, Two-Disk Set \$14.95

The Fourth Rainbow Book of Adventures

Fourteen fascinating new Adventures from the winners of our fourth Adventure competition. Rely on your wits to escape a hostile military installation, try to stop the Nazi plan to invade Great Britain, manage to reinstate our defense system before the enemy launches a massive missile attack, and more!
Book \$10.95, Tape \$9.95, Two-Disk Set \$14.95

The Rainbow Book of Simulations

20 award-winning entries from THE RAINBOW's first Simulations contest. You are a Civil War Commander, an air traffic controller, a civil defense coordinator, or a scientist on Mars . . . your wits are on the line.
Book \$9.95, Tape \$9.95

The Second Rainbow Book of Simulations

The 16 winners from our second Simulations contest. Fly through dense African jungle, bull your way down Wall Street, lead a bomb squad, or try your hand at Olympic events. Test your skills and talents. Book \$9.95, Tape \$9.95, Disk \$10.95

I want to start my own Rainbow Bookshelf!

Name _____

Address _____

City _____

State _____ ZIP _____

Payment Enclosed, or Charge to:

VISA MasterCard American Express

Account Number _____

Card Expiration Date _____

Signature _____

Please send me:

- The Rainbow Book of Simulations \$ 9.95 _____
 - Rainbow Simulations Tape \$ 9.95 _____
 - The Second Rainbow Book of Simulations \$ 9.95 _____
 - Second Rainbow Simulations Tape \$ 9.95 _____
 - Second Rainbow Simulations Disk \$10.95 _____
 - The Complete Rainbow Guide to OS-9 (book only) \$19.95 _____
 - Rainbow Guide to OS-9 Disk Package (2 disks) \$31.00 _____
 - The Windows & Applications Disk for
The Complete Rainbow Guide to OS-9 Level II, Vol. I \$19.95 _____
 - The Rainbow Book of Adventures (first) \$ 7.95 _____
 - Rainbow Adventures Tape (first) \$ 7.95 _____
 - The Second Rainbow Book of Adventures \$13.95 _____
 - Second Rainbow Adventures Tape \$13.95 _____
 - The Third Rainbow Book of Adventures \$11.95 _____
 - Third Adventures Tape \$ 9.95 _____
 - Third Adventures Disk Set (2 disks) \$14.95 _____
 - The Fourth Rainbow Book of Adventures \$10.95 _____
 - Fourth Adventures Tape \$ 9.95 _____
 - Fourth Adventures Disk Set (2 disks) \$14.95 _____
 - Introductory Guide to Statistics \$ 6.95 _____
 - Guide to Statistics Tape or Disk (indicate choice) \$ 5.95 _____
 - Guide to Statistics Package (indicate choice of tape or disk) \$11.95 _____
- *Add \$2 per book Shipping and Handling in U.S.
*Outside U.S., add \$4 per book
*Kentucky residents add 5% sales tax
(Allow 6 to 8 weeks for delivery)

Total _____

Mail to: Rainbow Bookshelf, The Falsoft Building, P.O. Box 385, Prospect, KY 40059

To order by phone (credit card orders only) call (800) 847-0309, 8 a.m. to 5 p.m. EST. For other inquiries call (502) 228-4492.

Please note: The tapes and disks offered by The Rainbow Bookshelf are not stand-alone products. That is, they are intended to be an adjunct and complement to the books. Even if you buy the tape or disk, you will still need the appropriate book. OS-9® is a registered trademark of the Microware Systems Corporation.

Use our 800 number!

For credit card orders, you may want to phone in your subscription. Our *credit card order* number is (800) 847-0309, 8 a.m. to 5 p.m. EST. All other inquiries please call (502) 228-4492.

We accept VISA, MasterCard and American Express.

Subscriptions to **THE RAINBOW** are \$31 a year in the United States. Canadian rate is \$38 (U.S. funds only). Surface rate elsewhere is \$68 (U.S.). Airmail is \$103 (U.S.). All subscriptions begin with the current issue. Please allow 6 to 8 weeks for the first copy. Kentucky residents add 5% sales tax. In order to hold down non-editorial costs, we do not bill.

Our 800 number is also good for ordering RAINBOW ON TAPE or RAINBOW ON DISK!

Just call (800) 847-0309 anytime from 8 a.m. to 5 p.m. EST. *Credit card orders only.* Subscriptions to **RAINBOW ON TAPE** are \$80 a year in the United States, \$90 (U.S. funds) in Canada and \$105 (U.S.) in all other countries.

RAINBOW ON DISK is \$99 a year in the United States, \$115 (U.S.) in Canada and \$130 (U.S.) in all other countries.

Individual issues of **RAINBOW ON TAPE** are \$10 in the U.S., \$12 (U.S.) in Canada and all other countries. Individual issues of **RAINBOW ON DISK** are \$12 in the U.S., \$14 (U.S.) in Canada, and \$16 (U.S.) in all other countries. Kentucky residents please add 5% sales tax.

RAINBOW ON TAPE and **RAINBOW ON DISK** are not stand-alone products; you need the magazine for loading and operating instructions and the necessary documentation. **THE RAINBOW** magazine is a separate purchase.

Send Me Rainbow Magazine!

Which Tandy Color Computer do you use? CoCo 1 CoCo 2 CoCo 3

Here's your chance to have a Pot O' Gold full of programs, articles and information about CoCo every month of the year!

As the premier magazine for the Tandy Color Computer, **THE RAINBOW** has more of everything — and greater variety, too. Do yourself and your CoCo a favor and subscribe to **THE RAINBOW** today!

YES! Sign me up for a year (12 issues) of **THE RAINBOW**.

NEW RENEW (attach label)

Name _____

Address _____

City _____ State _____ ZIP _____

Payment Enclosed (payment must accompany order)

Charge: VISA MasterCard American Express

Account Number _____

Signature _____ Card Expiration Date _____

Give Your Fingers A Break!

YES! Sign me up: NEW RENEW (attach label)

RAINBOW ON TAPE RAINBOW ON DISK
(Available beginning with the October 1986 issue)

A Full Year Single Issue (specify month & year) _____

Name _____

Address _____

City _____ State _____ ZIP _____

Payment Enclosed (payment must accompany order)

Charge: VISA MasterCard American Express

Account Number _____

Signature _____ Card Expiration Date _____

The Biggest
The Best
The Indispensable

The RAINBOW

THE COLOR COMPUTER MONTHLY MAGAZINE

THE RAINBOW is the biggest, best, brightest and most comprehensive publication a happy CoCo ever had! **THE RAINBOW** features more programs, more information and more in-depth treatment of the Tandy Color Computer than any other source.

A monthly issue contains nearly 200 pages and up to two dozen programs, 14 regular columns and as many as 12 new product reviews. And advertisements: **THE RAINBOW** is known as *the* medium for advertisers — which means every month it has a wealth of information unavailable anywhere else about new products! Hundreds of programs are advertised in its pages each month.

Every single issue of **THE RAINBOW** covers the wide spectrum of interests in the Tandy Color Computer — from beginners' tutorials and arcade games to telecommunications and business and finance programs. Helpful utilities and do-it-yourself hardware projects make it easy and fun to expand your CoCo's capabilities. And, monthly reviews by independent reader reviewers take the guesswork out of buying new software and hardware products.

Join the tens of thousands who have found **THE RAINBOW** to be an absolute necessity for their CoCo. With all this going for it, is it surprising that more than 90 percent of **THE RAINBOW** subscribers renew their subscriptions? We're willing to bet that, a year from now, you'll be doing the same.

Rainbow On Tape & Rainbow On Disk!

— great ways to bring **THE RAINBOW** into your life. Each month, all you do is pop the tape into your cassette player or the disk into your drive. No more lost weekends. As soon as you read an article about a program in **THE RAINBOW**, it's ready to load and run. No work. No wait.

Just think how your software library will grow. With your first year's subscription, you'll get almost 250 new programs: games, utilities, business programs, home applications. And, with **RAINBOW ON DISK**, you'll also get all the OS-9 programs.

RAINBOW ON TAPE and **RAINBOW ON DISK** — they're the "meat" of **THE RAINBOW** at a price that's "small potatoes." And now you even have a choice about how it should be served up to you.

To get your first heaping helping, just fill out and return the attached reply card. No postage necessary.

BUSINESS REPLY CARD
FIRST CLASS PERMIT NO. 1 PROSPECT, KY

POSTAGE WILL BE PAID BY ADDRESSEE

RAINBOW[®]
THE COLOR COMPUTER MONTHLY MAGAZINE
The Falsoft Building
P.O. Box 385
Prospect, KY 40059-9989



NO POSTAGE
NECESSARY
IF MAILED
IN THE
UNITED STATES




BUSINESS REPLY CARD
FIRST CLASS PERMIT NO. 1 PROSPECT, KY

POSTAGE WILL BE PAID BY ADDRESSEE

RAINBOW[®]
THE COLOR COMPUTER MONTHLY MAGAZINE
The Falsoft Building
P.O. Box 385
Prospect, KY 40059-9989



NO POSTAGE
NECESSARY
IF MAILED
IN THE
UNITED STATES



and put an explanatory remark after each GET in lines 70 to 79 so you will know what each PUT line is doing. Manipulate the lines' coordinates and keep altering them until you get a location that pleases you. I call this free-hand programming. You initially locate an object, check it, change and/or relocate, check it again, and when satisfied with the frame, move on to the next. Don't erase the old form but leave it on the screen, even if it distorts a previously set frame. It is much easier to work out movement paths with tell-tale tracks of the objects on the screen.

Mask the first six C PUT lines. Run

lines 115, 116, 135, 136, 155 and 156. Now, mask lines 175, 176, 195 and 196 and run the program. The bird distorts frames that it overrides. If the birds in each frame are too far apart, they won't overlap and you lose the birds' slower action as they change direction. Instead, the action is stiff and unrealistic.

Be sure to read the next tutorial for some new ideas. Chances are you will make more elegant birds than this artist.

Here's a final idea to keep you going. Re-enter the following line:

```
53 DRAW"BM13,10M+3,2F2M+1,2M+1,
-2E2M+3,-2"
```

Practice using the M option commands. Use the same-sized canvas for all the objects — 12-by-6 on graph paper. Plot the picture and box it in. Go over it in red. Then, in black, make the bird you displaced by entering F6E6. Your new bird in Line 53 has a more gentle and natural curve. Add Line 161 by entering GOTO 161. Then run the program. Looks better doesn't it? Plot lines 51, 54, 55, 56 and 57, the half-bird, onto graph paper, making them bend gently. When you get something nice, try it out on your program and replace the old birds with your new and improved ones. □

The Listing: BIGBIRD

```
Ø '<BIGBIRD>
1 GOTO5ØØØ
1Ø PMODE4,1:PCLS
3Ø DIM A(2), B(2), C(2), D(2), E
(2), F(2), H(2), J(2), K(2)
5Ø CIRCLE(3,3),3,3:PAINT(3,3),1,
1
51 DRAW"BM13,ØBD6E6F6"
```

```
52 DRAW"BMØ,1Ø"
53 DRAW"BM13,1ØF6E6"
54 DRAW"BMØ,2ØF6R6"
55 DRAW"BMØ,3ØR6F6"
56 DRAW"BM24,24F6BU6G6"
57 DRAW"BM3Ø,3E3BR6F3"
58 DRAW"BM5Ø,5Ø BD5R14BL5G2H2E2U
NUNRNLBDF2"
7Ø GET(Ø,Ø)-(12,6),A,G
71 GET(13,Ø)-(25,6),B,G
```

If you write checks, use credit cards, have a bank account or pay taxes, then....

You Need CoCo-Accountant III

Since 1983, **CoCo-Accountant** has been leading the pack in home and small business financial programs for the Color Computer.

Now we've made it even better, with a brand new **CoCo-Accountant** just for the **Color Computer 3**. Take advantage of all the new machine has to offer in a program that will make managing your money a snap!

CoCo-Accountant III answers the big three questions we all have about our finances: Where did the money come from? Where did it go? And what can I deduct from my taxes?

CoCo-Accountant III doesn't require any knowledge of accounting. It's a single-entry system that thinks the way you do. Just set up a list of accounts and start entering your transactions. Checks, credit cards, cash receipts, payroll stubs, electronic fund transfers, whatever. You toss it in and **CoCo-Accountant** sorts it out. Here's what **CoCo-Accountant** does:

- Lists and totals all transactions for any calendar period.
- Lists and totals transactions by account, payee or income source for any calendar period.
- Instant account and monthly summaries with net cash flow.

NEW for the CoCo 3

book. Makes that monthly chore a breeze!

- Produces a printed spreadsheet showing transactions by month and account for the whole year! Seeing this one is believing.

CoCo-Accountant III stores up to 2,000 transactions and 72 accounts (depending on disk space). Almost every feature has been improved. It will run on any CoCo 3 with a disk drive. And best yet, it's only \$39.95.

You say you don't have a CoCo 3? You can still order our best-selling **CoCo-Accountant II** with many of these features for only \$34.95.

Join our list of satisfied customers who say **CoCo-Accountant** is the most useful program they own! Send check, money order or **VISA/MasterCard** information to the address below, or call our handy, toll-free order line.

Federal Hill Software
8134 Scotts Level Road
Baltimore, Md. 21208
301-521-4886

Toll-free Orders 800-628-2828 Ext. 850

```

72 GET(0,20)-(12,26),E,G
73 GET(0,30)-(12,36),F,G
74 GET(13,10)-(25,16),D,G
75 GET(24,24)-(30,30),H,G
78 GET(50,50)-(64,56),J,G
79 GET(30,0)-(42,3),K,G
80 PCLS:SCREEN1,1
90 DRAW"BM40,191U10R4D6R6U2R2D4R
6U8R2D8R4U4R6D2R2D4"
91 PAINT(42,189),1,1
100 PUT(12,12)-(24,18),E,PSET
110 PUT(12,20)-(24,26),A,PSET
111 GOSUB3000
115 PUT(12,12)-(24,18),C,PSET
116 PUT(12,20)-(24,26),C,PSET
120 PUT(14,18)-(26,24),B,PSET
130 PUT(14,30)-(26,36),A,PSET
131 GOSUB3000
135 PUT(14,18)-(26,24),C,PSET
136 PUT(14,30)-(26,36),C,PSET
140 PUT(18,24)-(30,30),B,PSET
150 PUT(18,42)-(30,48),A,PSET
151 GOSUB3000
155 PUT(18,24)-(30,30),C,PSET
156 PUT(18,42)-(30,48),C,PSET
160 PUT(24,24)-(36,30),D,PSET
170 PUT(22,54)-(34,60),A,PSET
171 GOSUB3000
175 PUT(24,24)-(36,30),C,PSET
176 PUT(22,54)-(34,60),C,PSET
180 PUT(30,26)-(42,32),D,PSET
190 PUT(28,70)-(40,76),A,PSET
191 GOSUB3000
195 PUT(30,26)-(42,32),C,PSET
196 PUT(28,70)-(40,76),C,PSET
200 PUT(36,22)-(48,28),F,PSET
210 PUT(34,90)-(46,96),A,PSET
211 GOSUB3000
215 PUT(36,22)-(48,28),C,PSET
216 PUT(34,90)-(46,96),C,PSET
220 PUT(40,20)-(52,26),D,PSET
230 PUT(42,114)-(54,120),A,PSET
231 GOSUB3000
235 PUT(40,20)-(52,26),C,PSET
236 PUT(42,114)-(54,120),C,PSET
240 PUT(44,16)-(56,22),D,PSET
250 PUT(48,140)-(60,146),A,PSET
251 GOSUB3000
255 PUT(44,16)-(56,22),C,PSET
256 PUT(48,140)-(60,146),C,PSET
260 PUT(48,10)-(60,16),F,PSET
270 PUT(52,175)-(64,181),A,PSET
271 PLAY"O1L80GBDBGDDGBDGB"
275 PUT(48,10)-(60,16),C,PSET
276 PUT(52,175)-(64,181),C,PSET
277 GOSUB2000
280 PUT(54,6)-(66,12),F,PSET
290 PUT(80,150)-(86,156),H,PRESE
T
291 GOSUB4000
295 PUT(54,6)-(66,12),C,PSET
296 PUT(80,150)-(86,156),C,PSET
300 PUT(60,0)-(72,6),B,PSET
305 PUT(150,0)-(164,6),J,PSET
310 PUT(110,110)-(116,116),H,PRE
SET
311 GOSUB4000
315 PUT(60,0)-(72,6),C,PSET
316 PUT(150,0)-(164,6),C,PSET
317 PUT(110,110)-(116,116),C,PSE
T
320 PUT(160,6)-(174,12),J,PSET
321 PUT(66,0)-(78,3),K,PSET
330 PUT(140,70)-(146,76),H,PRESE
T
331 GOSUB4000
335 PUT(160,6)-(174,12),C,PSET
336 PUT(140,70)-(146,76),C,PSET
337 PUT(66,0)-(78,3),C,PSET
340 PUT(170,16)-(184,22),J,PSET
341 PUT(170,40)-(176,46),H,PRESE
T
342 GOSUB4000
345 PUT(170,16)-(184,22),C,PSET
346 PUT(170,40)-(176,46),C,PSET
360 PUT(184,28)-(198,34),J,PSET
361 PUT(186,30)-(192,36),H,PRESE
T
370 GOSUB4000
400 FOR X=1 TO 6
410 CIRCLE(190,32),X,1
411 PLAY"O2V30L32DEG"
420 NEXT X
500 FOR X=10 TO 24STEP2
510 CIRCLE(190,32),X,1
511 PLAY "O1V25L32GED"
520 NEXTX
1000 GOTO80
2000 FOR X=1 TO 6
2001 CIRCLE(56,180),X,1
2002 NEXT
2003 FOR X=9 TO 15 STEP3
2004 CIRCLE(56,180),X,1
2005 NEXT:RETURN
3000 FOR Z=1TO40:NEXT:RETURN
4000 FORZ=1TO30:NEXT:PLAY"O1V30L
64FACECAF":RETURN
5000 POKE359,60:CLS:PRINT:PRINT:
PRINT:PRINT" THE BIG BIRD DROPS
AN ATOMIC BIRD EGG ON THE FARM
COMPLEX. WHEN IT EXPLODES AN
EGG CARTON IS HURLED SKYWARD TO
INTERCEPT AND DESTROY A PESTIC
IDE-CARRYINGCROP-DUSTER. "
5001 PRINT:PRINT" PRESS <ENTER>
TO SEE THIS TIDBIT IN MOTIO
N. ":EXEC44539:POKE359,126
5002 GOTO10

```

The New OWL-Ware Floppy Drive System

No Better System is Available at Any Price (But the Price is Great, too!)

WINDOW WRITER NOW AVAILABLE! (Described in February Rainbow)

DISK CONTROLLER

We at OWL-WARE are pleased to announce that we have purchased the rights to all of the Color Computer Products of J&M Systems. J&M has had more experience with CoCo controllers than any other supplier (except for Radio Shack® itself) and we are proud to add them to our nest! OWL-WARE will now be producing J&M controllers under the OWL brand. These controllers all use J&M's proven designs, with some minor improvements, and they will serve you for years to come.

- All gold contacts
- Works with all CoCo models (1,2,3)
- Holds 2 switchable ROMs
- Positive switching by simple jumper or optional external switch (No erratic software or pokes required)
- Buffered I/O lines to help prevent burn-out if unit accidentally pulled out with the system on
- Latching chips are socketed to speed repairs
- Does not use the WD1773 chip which caused problems with many CoCo 3 systems and is now discontinued
- Attractive all metal case
- Dealer inquiries now invited



Disk drives are not our only business, but they sure are our main business! We have been selling hard and floppy drives for the CoCo longer than any other Rainbow advertiser. Our double sided drives are brand new, half-heights with a full one year warranty! The full-height drives offered cheap by our competition are *used or surplus!*

QUICK FLASH!! Announcing the Most Advanced Color Computer 3 Word Processor Ever!

WINDOW WRITER

Window Writer is the first word processor which takes full advantage of OS/9. The result is a word processor which is as modern and professional in action as those previously available only for the IBM and Mac. Allows multi-tasking with other programs or itself. Pull down menus and detailed help screens make learning easy and are only a key stroke (or mouse click) away. Can be user configured for everything including menu colors and contents. See the February Rainbow for preview of the early version. Requires 80 column monitor.

Available now at a special introductory price of:

\$49. until May 15. Normal price **\$59.**

(Ask about combo with spelling checker available for \$20)

CASE AND POWER SUPPLY

In recent months it has become very difficult to obtain dependable, safe power supply and cases for floppy drive systems. They just couldn't pass our quality control. OWL-WARE has now produced a case and power supply that you can be proud to own and use. We believe that this is the best and most attractive drive case available for any computer.

- Built in surge protector! (we believe that this feature is unique in CoCo drive cases)
- Sleek, modern design
- Heavy-duty power supply
- Fully shielded data cable
- Modular power supply construction for ease of repairs
- Stackable case design
- Dealer inquiries now invited

SPECIAL WINTER SALE

Double Sided Drives

Drive 0 System


Complete **\$199.**

Drive 1

CONTROLLER only \$69.
(without ROMs)

(Add \$14.95 for RSDOS
\$19.95 RSDOS and
OWLDOS)

See the next 2 pages for more
drive and software specials
from OWL-WARE



OWL-WARE

P.O. Box 116-A

Mertztown, PA 19539

— ORDER LINES (only) —

(800) 245-6228

(215) 682-6855 (PA)



Proven

On the Razor's Edge of

Basic and OS-9 Hard Drive Systems

Proven Performance for Demanding Home or Business Users

Every hard drive which has been produced by OWL-WARE during the last 3 years is **complete**. A system consists of software, hard drive, controller, heavy-duty power supply, and LR Tech Interface. There are no hidden costs for assembly or testing. When a drive system is ordered, we fully **assemble, test, and burn-in** the system for 3 full days. This ensures dependability and optimum performance.

We have now been supplying CoCo hard drive systems and parts for more than 3 years. This is the longest history in the CoCo market of any system. Some other advertisers are stating that they have one of the most reliable systems for the CoCo *with all of 4 months history in the CoCo hard drive market!* We have reached our position in the hard drive market by providing our customers with a quality product that they (and we) can be proud to own and use.

Because of many requests for a lower price system in kit form, we are now selling a kit of all parts at a significant discount compared to our regular prices. We recommend this kit (or any kits offered by any other supplier) only to those who have experience in electronic assembly and OS-9.

We have LR Tech and Burke & Burke

For OS-9 Levels 1 and 2



OWL Hard Drive BASIC 3

There have been several ads in this magazine about BASIC for Color Computer hard drive systems. These ads sometimes only tell a part of the story. Our BASIC system price includes **assembly, testing, and 3-day burn-in** period. We do not require a Multi-pak to operate.

Our hard drive systems are fast, reliable, and reasonable in price. This has been proven by hundreds of users over the past 3 years. We do not have to turn off error checking for speed. We achieve high speed BASIC from a unique indexing method.

The table below will summarize some of the key points about our BASIC hard drive system and the B&B system. We believe that we have the best BASIC interface for CoCo hard drives available.

BASIC Hard Drive Systems*

Feature	OWL	B&B
Drive Portion Available at One Time	Entire	Partial (4 sections)
User Sets BASIC/OS-9 Partitions	YES	Yes
Add to Existing OS-9 Drive Without Reformat	YES	No(?)
Drives 0-3 Hard/Floppy	YES	No
Built in Park	YES	No
Speed*	FAST	Fast

* All feature details are believed to be true at time of writing and are subject to change. We believe that our BASIC hard drives are the fastest due to our indexing method, but both systems are fast and we sell both. On ours all BASIC commands work including DSKINI, DSKI\$, and DSKO\$.

Prices: With/Without Hard Drive

\$35./\$79.

10 Meg. 20 Meg. 40 Meg. 80 Meg.

(2 X 40 Meg.)

System Prices: (Includes Hard Drive, Controller, LR Tech Interface, Software. Fully assembled and tested.)

\$469. \$599. \$725. \$1,069.

Kit Prices: (LR Tech System as above but not assembled or tested.)

\$419. \$549. \$659. \$ 999.

Kit Prices: (As above but using Burke & Burke bus adapter)

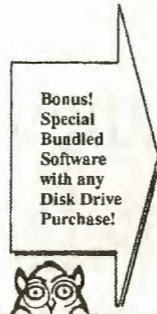
(na) \$489. \$609. (lower prices)

30 Meg Kit: **\$539. (Lowest prices anywhere)**

Technology

the Color Computer Frontier

DISK DRIVES



Floppy Drive Systems

The Highest Quality for Years of Service

(We have located a number of unused, surplus single sided drives for those who wish a quality, inexpensive system.)

Drive 0 Systems (Half Height, Double Sided, Direct Drives) **\$199.** (Same but Single sided) **\$185**

Drive 0 systems complete with drive, controller, legal DOS, cable, case, power supply, and manual

Drive 1 Systems (Half Height, Double Sided, Direct Drives) **\$129.** (Same but Single sided) **\$115.**

New 3.5", 720K Drives for OS-9 with case & Power Supply \$179.

Drive 1 Systems have drive, case, power supply. (You may require optional cable and/or DOS chip to use)

Special for 0/1 Combos (Drives 0,1,2,3) **\$295.**

HALF-HEIGHT DRIVE UPGRADES FOR RS HORIZONTAL CASES

Why only double the capacity of your system when you can triple in the same case? Kit includes: double-sided to fit your case, chip to run both sides of new drive, hardware, and detailed instructions. Easy! Takes only 5 minutes!

Model **\$119.** Model **\$129.**
500 501 or 502

All drives are new and fully assembled. We ship only FULLY TESTED and CERTIFIED at these low prices. We use Fuji, YE Data, and other fine brands. No drives are used or surplus unless otherwise stated to you when you order. We appear to be the one of the few advertisers in Rainbow who can truly make this claim. We have 5 years experience in the CoCo disk drive market! We are able to provide support when you have a problem.

Drives 1 Year Warranty

OWL Phones

Order Numbers (only)

1-800-245-6228

1-215-682-6855

Technical Help

1-215-837-1917

OWL WARE Software Bundle

Disk Tutorial/Utilities/Games DISK TUTOR Ver 1.1

Learn how to use your disk drive from this multi-lesson, machine language program. This tutor takes you through your lessons and corrects your mistakes for a quick, painless disk drive introduction. (This professionally written tutor is easily worth the bundle's total price.)

OWL DOS

An operating system that gives faster disk access and allows the use of double-sided drives. Corrects a floating point number error on early CoCo systems.

COPY-IT

Quickly copies selected programs between disks. A wild card option selects groups of programs to copy.

VERIFY

Verifies reading of each sector. Bad sectors are listed on the screen.

2 GAMES

We will select 2 games from our stock. These sold for more than \$20 each.

If sold separately this is more than \$125 worth of software!!

Do not mistake this software with cheap, non-professional "Public Domain" software which is being offered by others. All of this software is copyrighted and professional in quality. The tutor is unique with us and has helped thousands of new users learn their disk drive.

only \$27.95

(or even better)

only \$6.95 with

any Disk Drive Purchase!!

Our prices include a discount for cash but do not include shipping.

OWL-WARE has a liberal warranty policy. During the warranty period, all defective items will be repaired or replaced at our option at no cost to the buyer except for shipping costs. Call our tech number for return. Return of non-defective or unauthorized returns are subject to a service charge.

OWL-WARE

P.O. BOX 116

Mertztown, PA 19539



The tenth in a series of tutorials for the beginner to intermediate machine language programmer

Machine Language Made BASIC

Part X: Two-Dimensional Rotation

By William P. Nee

Rotating a point around the screen is a slow but not too complicated process. It mainly involves computing new x and y locations, and machine language is great at using math for doing just that. If we avoid using ROM routines and the FP registers, this process is considerably faster.

In this article we take a point at an old x and y location and revolve it to get a new x and y location. This involves switching to the old location while the new locations are plotted.

The center of the screen (128,96) is the starting point (0,0) for all coordinates. If the angle of rotation is called A, the formulas for a new x_1 and y_1 are as follows:

$$\begin{aligned}x_1 &= x \cdot \cos(a) - y \cdot \sin(a) \\ y_1 &= x \cdot \sin(a) + y \cdot \cos(a)\end{aligned}$$

This rotates the old x,y counter-clockwise A degrees to the new x_1, y_1 ; new x_1, y_1 is PSET(128+ x_1 , 96- y_1).

Unfortunately, using sines and cosines slows down a graphics program. The BASIC program at the end of this article gives you an idea of this problem. The more points, the longer the compu-

tation time, so we will use an alternative method.

Say our angle of rotation is roughly 7.173 degrees. The sine of 7.173 is about 1/8, and the cosine is about 127/128. Both figures can be calculated quickly by using *shift* commands.

If Register A contains the old x locations then these ML commands will divide the old location by eight and produce the same result as multiplying by the sine:

```
ASRA (Divide by 2)
ASRA (Divide by 4)
ASRA (Divide by 8)
```

This also retains the plus or minus value.

If Register B contains the old y location, then a subroutine like the following will compute the cosine:

```
TFR B,A (Save Y into Register A)
ASRB (Divide by 2)
ASRB (Divide by 4)
ASRB (Divide by 8)
ASRB (Divide by 16)
ASRB (Divide by 32)
ASRB (Divide by 64)
ASRB (Divide by 128)
PSHS B
```

```
SUBA ,S+ (the number minus 1/128 of
the number = 127/128 of the
number)
```

Register A will contain 127/128 times the old number (the same as the old

number times the cosine). Adding and subtracting the results of both operations gives us the new x_1, y_1 locations. Since we use signed numbers, no coordinate can be greater than 127 or less than -128.

However, because we use just one byte for each coordinate, the computer continually rounds off the results and eventually produces a large error. Therefore, we store each coordinate in two bytes; the first byte is the whole number, and the second byte is the two-place decimal. We use only the first byte to PSET the point. This means all of our shifts are actually shifts of Register D — remember, a right shift of Register D is ASRA, RORB. This gives us more than enough accuracy to continue plotting without causing a rounding-off error.

There is also a new way to PSET a given point: by converting an x,y location to the byte containing the location and then PSETTING the actual bit. Let's see how this is done in PMODE 4.

In PMODE 4 there are 192 rows (0 to 191) of 32 bytes each. (Location \$B9 gives the bytes per line for the current PMODE). Multiplying the y coordinate by 32 gives you the start of the row containing the byte you want. Add to that the start of the graphics page (in Location \$BA/\$BB). Next, figure how far over into the row we need to go. The x location can range from 0 to 255, but since there are eight bits to a byte, divide the x location by eight. Adding this to the beginning of the row location gives us the desired byte location.

Bill Nee bucked the "snowbird" trend by retiring to Wisconsin from a banking career in Florida. He spends the long, cold winters writing programs for his CoCo.

☞ New!!! Another Package of New Calligrapher Fonts! ☜
Save \$10.00 when you order the new Calligrapher Economy Font Package #3. See the samples below. The introductory price of just **\$19.95** is available through March 31, 1989. Specify RSDOS or OS9.

CALLIGRAPHER

CoCo Calligrapher - Turn your CoCo and dot-matrix printer into a calligrapher's quill. Make beautiful invitations, flyers, certificates, labels and more. Includes three ½ inch high fonts. Works with many printers such as Epson, Gemini and Radio Shack. Over 135 additional fonts are available (see below). Tape/Disk; \$24.95.

OS9 Calligrapher - Prints all the same fonts as the CoCo Calligrapher. It reads a standard text file which contains text and formatting codes. You may specify the font to use, change fonts at any time, centering, left, right or full justify, line fill, margin, line width, page size, page break and indentation. Similar to *troff* on UNIX systems. Includes the same 3 fonts with additional fonts available below. Disk only; OS9 Level I or II; \$24.95.

Calligrapher Fonts - Requires Calligrapher above. Each set on tape or disk with 8 to 10 fonts; specify RSDOS or OS9 version; \$14.95 each:

- Set #1 Reduced and reversed originals;
- Set #2 Old Style and Broadway;
- Set #3 Antique and Business;
- Set #4 Wild West and Checkers;
- Set #5 Stars, Hebrew and Victorian;
- Set #6 Block and Computer;
- Set #7 Small: Roman, Italics, Cubes, etc;
- Set #8 Novelty fonts; NEW
- Set #9 Gallant and Spartan; NEW
- Set #10 Several Roman fonts;
- Set #11 Gothic and Script;
- Set #12 More Roman and Italic;
- Set #13 Several Courier fonts; NEW
- Set #14 Modern and Screen; NEW
- Set #15 Tektron and Prestige. NEW

Economy Font Packages available on disk only, with 25 to 30 fonts; specify RSDOS or OS9; 29.95 each or \$59.95 for all three:

- Pkg #1 - Above font sets 1, 2 and 3;
- Pkg #2 - Above font sets 4, 5 and 6;
- Pkg #3 - Above font sets 7, 8 and 9;
- Pkg #4 - Above font sets 10, 11 and 12;
- Pkg #5 - Above font sets 13, 14 and 15.

Calligrapher Combo Package - Includes the Calligrapher and Economy Font Packages #1 and #2, 54 fonts in all; specify RSDOS or OS9; \$69.95.

New! Font Sets #8 and #9 are Now Available For the Calligrapher!

These two new font sets along with font set #7 now complete the Economy Font Package #3. As displayed below, each set contains several styles of the fonts in different sizes and boldness, regular and reversed. Set #7 includes 10 small fonts. Set #8 includes 10 novelty fonts. Set #9 includes 10 Gallant and Spartan fonts. Each set is \$14.95. Sets 7, 8 and 9 on one disk make up the Economy Font Pkg #3, (30 fonts) for \$29.95. See special offer above.

CUBES
 Digital
 Roman
 Italic
 Old World
 Child
 Child Bold
 Future
S H A D O W
 umog eptsdn
 Gallant
 Gallant
 Gallant
 Spartan
 Spartan

CUBES
 Digital
 Roman
 Italic
 Old World
 Child
 Child Bold
 Future
S H A D O W
 umog eptsdn
 Gallant
 Gallant
 Gallant
 Spartan
 Spartan

The OS9 Font Massager - This OS9 utility program allows you to do many things to Calligrapher font files. You may create new fonts, modify existing fonts, invert fonts, compress fonts, double the height and/or width, halve the height and/or width and convert between OS9 and RSDOS formats. \$19.95.

This is a sample of OS9 Calligrapher with the 11-point Child font from the font set #8 (pkg #3) set to full-justify the text.

For a complete catalog of Sugar Software products and fonts, send a stamp and a label.



SUGAR SOFTWARE
 P.O. Box 7446
 Hollywood, Florida 33081
 (305) 981-1241

All programs run on the CoCo 1, 2 and 3, 32K Extended Basic, unless otherwise noted. Add \$1.50 per tape or disk for shipping and handling. Florida residents add 6% sales tax. COD orders add \$5. Dealer inquiries invited. Orders generally shipped in 24-48 hours. No refunds or exchanges without prior authorization.

*TRS-80 is a trademark of Tandy Corp.

About The One-Liner Contest . . .

THE RAINBOW's One-Liner Contest has now been expanded to include programs of either one or two lines. This means a new dimension and new opportunity for those who have "really neat" programs that simply just won't fit in one line.

Here are the guidelines: The program must work in Extended BASIC, have only one or two line numbers and be entirely self-contained — no loading other programs, no calling ROM routines, no poked-in machine language code. The program has to run when typed in directly (since that's how our readers will use it). Make sure your line, or lines, aren't packed so tightly that the program won't list completely. Finally, any instructions needed should be very short.

Send your entry (preferably on cassette or disk) to:

**THE RAINBOW
One-Liner Contest
P.O. Box 385
Prospect, KY 40059**

Let's do that for the center of the screen at 128,96 (\$80,\$60 in Hex). First, the desired row is Y times 32, or in Hex, \$60 times \$20, which is \$C00. If we are in PMODE 4, without disk, graphics begin at Location \$600. Adding \$600 to \$C00 gives us \$1200. The x location is 128, and 128 divided by 8 is 16. So the desired byte is 16 (Hex 10) more bytes. Adding \$1200 to \$10 gives us \$1210. The byte containing Location 128,96 is \$1210.

Now, what bit represents the x,y location? Our x location could be 0 to 255, but there are only 8 bits (Bit 7 through Bit 0) in each byte. We need to change our x location to a number between 0 and 7. This is done by AND #7. Any number AND #7 will always be between 0 and 7. A zero means the left-most bit; a 7 means the right-most bit. We must also be sure not to erase anything already set in the byte. The OR command does this since it keeps any number already in the byte and sets only the new bits.

If our AND #7 gives us 0, we need to set the left-most bit. Do this by ORing the contents of the byte with #128 (10000000 in Base 2). This will always set the left bit (Bit 7) and keep all other bits as they are. If our AND #7 was 1, we would set the next bit over by ORing the contents of the byte with #64 (01000000 in Base 2). If AND #7 results in 7, set the right bit (Bit 0) by ORing #1 (00000001 in Base 2). The following table lists the AND #7 results and the number used to OR the byte contents:

AND #7	OR BYTE	(HEX)
0	128	#\$80
1	64	#\$40
2	32	#\$20
3	16	#\$10
4	8	#\$08
5	4	#\$04
6	2	#\$02
7	1	#\$01

These OR numbers are already stored in the computer starting at \$92DD. So all we need to do is load Register A with the x location and ANDA #7; load Register y with #\$92DD and load Register B with the contents of the byte (in Register x). Finally, OR Register B with the "A'th" number in the table and put the results (PSET) back into the byte. Let's follow the subroutine all the way through:

```

BYTE LDA  #5 xx   xx y coordinate
      LDB  #32     bytes per line
      MUL
  
```

```

      ADDD $BA     add page start (or
                  ADDA $BA)
      TFR  D,X     byte row to Register
                  x
      LDB  #$ xx   xx x location
      LSRB
      LSRB
      LSRB         divide by 8
      ABX         add it to Register x
                  (now has the byte)
BIT   LDA  #$ xx   xx x location
      ANDA #7     change it to 0
                  through 7
      LDY  #$92DD  OR table location
      PSET LDB ,X  get current byte
                  contents
      ORB  A,Y     OR B with 0 through
                  7th number of the
                  OR table
      STB  ,X     reload byte with
                  new contents
  
```

Perform this routine with the computer at \$92A6 (PMODE 4/2/0) or at \$92C2 (PMODE 3/1) when you execute a PSET command. Follow through these routines in ZBug. The difference between the two routines is due to the number of bytes per line in each PMODE and because the four-color modes take two bits to set colors. Our program will not need to use locations \$BE and \$C0 for x and y, and since it is in PMODE 4, we will not need to scale. All of this helps the program to run more quickly.

Start off with the BASIC driver program, which PSETS a series of random dots. Modify this part any way you want — the more complex, however, the longer it will take to compute and run, and the more jumbled it will look on the screen.

The machine language program first checks all the points inside a box from screen locations 65,33 to 191,159. This ensures that no point is more than 63 bits from the center of the screen at 128,96. If a bit is set, its coordinates (x-128,y-96) are stored in a table of coordinates beginning at \$5200. The coordinates are stored as two-byte numbers and as each pair is stored, the count location increases by one. Depending on how many points you set, this section may take several seconds.

The program then sets up graphics Page 5. We do not have to specify the PMODE or color set since the BASIC driver program did that for us. LOOP5 will load Stack U with a scratch-pad beginning at \$7000. Then it loads Register X with the start of the coordinate table at \$5200 and loads Register D with the number of dots to be set, which is also put in COUNT1. LOOP3 to GET computes all of

the new x_1, y_1 rotated coordinates and puts them back as two-byte numbers. GET to FINISH restores the counter and PSETs all of the coordinates as:

```
(128-X1,96-Y1),(128-Y1,96-X1)
(128-X1,96+Y1),128-Y1,96+X1)
```

```
(128+X1,96-Y1),(128+Y1,96-X1)
(128+X1,96+Y1),(128+Y1,96+X1)
```

The video screen now allows you to see the new dots while new x_1, y_1 locations are being plotted to continue the

cycle. Pressing any key breaks the program and returns you to BASIC. It's a long program, but thanks to the Color Computer's ability, it executes with amazing speed. That's 320 dot coordinates being computed and plotted with every pass! □

Listing 1: DEMO

```
10 REM DEMO PROGRAM
20 PCLEAR8:PMODE 4,1:PCLS:SCREEN
  1,1:ND=4
30 DIM X(ND),Y(ND)
40 FOR N=0 TO ND
50 X(N)=RND(63):Y(N)=RND(X(N))
60 PSET(128+X(N),96-Y(N)):NEXT
70 PMODE,5:PCLS:GOSUB 100:SCREE
N 1
80 PMODE,1:PCLS:GOSUB 100:SCREE
N 1
90 GOTO 70
100 FOR N=0 TO ND:A=X(N):B=Y(N)
110 X(N)=A*127/128-B/8
120 Y(N)=A/8+B*127/128
130 NEXT
140 FOR N=0 TO ND
150 PSET(128-X(N),96-Y(N)):PSET(
128-Y(N),96-X(N))
160 PSET(128-X(N),96+Y(N)):PSET(
128-Y(N),96+X(N))
170 PSET(128+X(N),96-Y(N)):PSET(
128+Y(N),96-X(N))
180 PSET(128+X(N),96+Y(N)):PSET(
128+Y(N),96+X(N))
190 NEXT:RETURN
```

Listing 2: DRIVER

```
10 REM DRIVER PROGRAM
20 PCLEAR 8: CLEAR200, &H4F00-1
30 PMODE 4,1:PCLS:SCREEN 1,1
40 FOR N=0 TO 40:'NUMBER OF DOTS
50 X=RND(63):Y=RND(X)
60 PSET(128+X,96-Y)
70 NEXT
80 EXEC &H4F00
```



The COCO hardware store

Super Controller I \$99.95

A Superb Controller. Along with the included C-DOS, plug-in three more software selectable DOSes or 2764 or 27128 EPROMs burned to your liking. The Internal M.E.B. lets you add Disto incredible Super Add-ons.

3 in 1 Multi-Board Adapter \$75.00

This Multi-Board is an adapter that plugs in any Disto Super Controller, Ramdisk or MEB Adapter. It includes a new and improved Printer Port (Centronics compatible), a faster Real Time Clock (works at 2MHz.) and a true RS-232 Serial Port (external 12 volt AC adapter required). DB25 cable included.

It fits neatly inside the metal case and is still within Tandy's power limits. It also works with or without a Multi-Pak.

Mini Controller \$74.95

- Radio Shack/Tandy controller compatible
- Works on all COCOs with or without Multi-Pak
- 2 DOS switcher
- Accepts 24 or 28 pin EPROMs
- Low power draw and Gold plated edge connectors
- DOS Included

RS-232 SuperPack \$55.00

- A Stand-Alone (Multi-Pak required) adapter that gives the user a true RS-232 Serial Port.
- Completely compatible with DS9's ACIA software.
- Compatible with software that requires the Tandy Deluxe RS-232 Pack.
- DB-25 cable included.



Fantastic Super Controller II \$130.

- Under OS-9:
- Buffered Read/Write sector achieved without halting the CPU.
- Continual use of keyboard even while reading or writing to disk.
- System's clock no longer looses time during Read & Write.
- NMI is blocked and transferred to IRQ in software for low CPU overhead.
- Completely Interrupt driven for fast & smooth Multi-Tasking operations.
- Drivers written by KEVIN DARLING
- Now Available at your Local Radio Shack store PN 90-2009

SUPER ADD-ONS

- Real Time Clock & Printer Interface \$34.95
- Mini EPROM Programmer \$54.95
- Hard Disk Interface \$40.00
- Hard Disk Interface with RS-232 \$70.00
- Super RAM 3 ZeroK Board \$24.95
- MEB Adapter \$35.00



Master Card and Visa Accepted

CRC COMPUTERS INC.

1-514-383-5293

We accept phone orders • Call for Canadian Prices Include S&H of \$4 or \$8 if order exceeds \$75

Sorry: No personal cheques

10802 Lajeunesse, Montreal, Quebec, Canada H3L 2E8

About Your Subscription

Your copy of THE RAINBOW is sent second class mail. You must notify us of a new address when you move. Notification should reach us no later than the 15th of the month prior to the month in which you change your address. Sorry, we cannot be responsible for sending another copy when you fail to notify us.

Your mailing label also shows an account number and the subscription expiration date. Please indicate this account number when renewing or corresponding with us. It will help us help you better and faster.

For Canadian and other non-U.S. subscribers, there may be a mailing address shown that is different from our editorial office address. Do not send any correspondence to that mailing address. Send it to our editorial offices at Falsoft, Inc., The Falsoft Building, P.O. Box 385, Prospect, KY 40059. This applies to everyone except those whose subscriptions are through our distributor in Australia.

Listing 3: ROTATION

4F00			00100	ORG	\$4F00		
4F00	CC	5200	00110	START	LDD	#\$5200	
4F03	FD	5107	00120		STD	COORD	
4F06	CC	0000	00130		LDD	#0	
4F09	FD	5109	00140		STD	COUNT	
4F0C	86	21	00150	LDA	#33	Y START	
4F0E	97	C0	00160	LOOP2	STA	\$C0	
4F10	C6	41	00170		LDB	#65	X START
4F12	D7	BE	00180	LOOP1	STB	\$BE	
4F14	BD	933C	00190		JSR	\$933C	PPOINT(X,Y)
4F17	BD	B3ED	00200		JSR	\$B3ED	RESULTS TO REGISTER D
4F1A	5D		00210		TSTB		IS THE POINT SET?
4F1B	27	1D	00220		BEQ	CONT	
4F1D	96	BE	00230	STORE	LDA	\$BE	
4F1F	80	80	00240		SUBA	#128	X DISTANCE FROM SCREEN CENTER
4F21	5F		00250		CLRB		
4F22	BE	5107	00260		LDX	COORD	
4F25	ED	81	00270		STD	,X++	STORE 2-BYTE X COORDINATE
4F27	86	60	00280		LDA	#96	
4F29	90	C0	00290		SUBA	\$C0	Y DISTANCE FROM SCREEN CENTER
4F2B	5F		00300		CLRB		
4F2C	ED	81	00310		STD	,X++	STORE 2-BYTE Y COORDINATE
4F2E	BF	5107	00320		STX	COORD	
4F31	FC	5109	00330		LDD	COUNT	
4F34	C3	0001	00340		ADDD	#1	ONE MORE POINT
4F37	FD	5109	00350		STD	COUNT	
4F3A	D6	BE	00360	CONT	LDB	\$BE	
4F3C	5C		00370		INCB		
4F3D	C1	BF	00380		CMPB	#191	REACHED MAXIMUM X COORDINATE?
4F3F	23	D1	00390		BLS	LOOP1	
4F41	96	C0	00400		LDA	\$C0	
4F43	4C		00410		INCA		
4F44	81	9F	00420		CMPA	#159	REACHED MAXIMUM Y COORDINATE?
4F46	23	C6	00430		BLS	LOOP2	
4F48	C6	05	00440	PAGE5	LDB	#5	
4F4A	BD	9653	00450		JSR	\$9653	
4F4D	BD	9542	00460		JSR	\$9542	PCLS
4F50	8D	1B	00470		BSR	LOOP5	
4F52	C6	01	00480		LDB	#1	
4F54	BD	95AA	00490		JSR	\$95AA	
4F57	C6	01	00500	PAGE1	LDB	#1	
4F59	BD	9653	00510		JSR	\$9653	
4F5C	BD	9542	00520		JSR	\$9542	PCLS
4F5F	8D	0C	00530		BSR	LOOP5	
4F61	C6	01	00540		LDB	#1	
4F63	BD	95AA	00550		JSR	\$95AA	
4F66	AD	9F A000	00560		JSR	[\$A000]	ANY INPUT?
4F6A	27	DC	00570		BEQ	PAGE5	IF NOT, REPEAT
4F6C	39		00580		RTS		END OF THE PROGRAM
4F6D	CE	7000	00590	LOOP5	LDU	#\$7000	START OF "SCRATCH PAD"
4F70	8E	5200	00600		LDX	#\$5200	
4F73	FC	5109	00610		LDD	COUNT	
4F76	FD	510B	00620	LOOP3	STD	COUNT1	TEMPORARY COUNTER
4F79	EC	84	00630		LDD	,X	OLD 2-BYTE X COORDINATE
4F7B	ED	C4	00640		STD	,U	
4F7D	ED	44	00650		STD	4,U	
4F7F	47		00660		ASRA		REGISTER D / 128
4F80	56		00670		RORB		
4F81	47		00680		ASRA		
4F82	56		00690		RORB		
4F83	47		00700		ASRA		
4F84	56		00710		RORB		
4F85	47		00720		ASRA		
4F86	56		00730		RORB		
4F87	47		00740		ASRA		
4F88	56		00750		RORB		
4F89	47		00760		ASRA		
4F8A	56		00770		RORB		
4F8B	47		00780		ASRA		
4F8C	56		00790		RORB		
4F8D	ED	42	00800		STD	2,U	
4F8F	EC	C4	00810		LDD	,U	
4F91	A3	42	00820		SUBD	2,U	
4F93	ED	C4	00830		STD	,U	
4F95	EC	02	00840		LDD	2,X	OLD 2-BYTE Y COORDINATE
4F97	47		00850		ASRA		REGISTER D / 8
4F98	56		00860		RORB		
4F99	47		00870		ASRA		
4F9A	56		00880		RORB		
4F9B	47		00890		ASRA		
4F9C	56		00900		RORB		
4F9D	ED	42	00910		STD	2,U	


```

5035 E0 C4 01770 SUBB ,U
5037 54 01780 LSRB
5038 54 01790 LSRB
5039 54 01800 LSRB
503A 3A 01810 ABX
503B 86 80 01820 BIT3 LDA #128
503D A0 C4 01830 SUBA ,U
503F 84 07 01840 ANDA #7
5041 108E 92DD 01850 LDY #92DD
5045 E6 84 01860 LDB ,X
5047 EA A6 01870 ORB A,Y
5049 E7 84 01880 STB ,X
504B A6 42 01890 POINT4 LDA 2,U
504D 8B 60 01900 ADDA #96
504F C6 20 01910 LDB #32
5051 3D 01920 MUL
5052 9B BA 01930 ADDA $BA
5054 1F 01 01940 TFR D,X
5056 C6 80 01950 LDB #128
5058 E0 C4 01960 SUBB ,U
505A 54 01970 LSRB
505B 54 01980 LSRB
505C 54 01990 LSRB
505D 3A 02000 ABX
505E 86 80 02010 BIT4 LDA #128
5060 A0 C4 02020 SUBA ,U
5062 84 07 02030 ANDA #7
5064 108E 92DD 02040 LDY #92DD
5068 E6 84 02050 LDB ,X
506A EA A6 02060 ORB A,Y
506C E7 84 02070 STB ,X
506E 86 60 02080 POINT5 LDA #96
5070 A0 C4 02090 SUBA ,U
5072 C6 20 02100 LDB #32
5074 3D 02110 MUL
5075 9B BA 02120 ADDA $BA
5077 1F 01 02130 TFR D,X
5079 E6 42 02140 LDB 2,U
507B CB 80 02150 ADDB #128
507D 54 02160 LSRB
507E 54 02170 LSRB
507F 54 02180 LSRB
5080 3A 02190 ABX
5081 A6 42 02200 BIT5 LDA 2,U
5083 8B 80 02210 ADDA #128
5085 84 07 02220 ANDA #7
5087 108E 92DD 02230 LDY #92DD
508B E6 84 02240 LDB ,X
508D EA A6 02250 ORB A,Y
508F E7 84 02260 STB ,X
5091 A6 C4 02270 POINT6 LDA ,U
5093 8B 60 02280 ADDA #96
5095 C6 20 02290 LDB #32
5097 3D 02300 MUL
5098 9B BA 02310 ADDA $BA
509A 1F 01 02320 TFR D,X
509C E6 42 02330 LDB 2,U
509E CB 80 02340 ADDB #128
50A0 54 02350 LSRB

```

```

50A1 54 02360 LSRB
50A2 54 02370 LSRB
50A3 3A 02380 ABX
50A4 A6 42 02390 BIT6 LDA 2,U
50A6 8B 80 02400 ADDA #128
50A8 84 07 02410 ANDA #7
50AA 108E 92DD 02420 LDY #92DD
50AE E6 84 02430 LDB ,X
50B0 EA A6 02440 ORB A,Y
50B2 E7 84 02450 STB ,X
50B4 86 60 02460 POINT7 LDA #96
50B6 A0 C4 02470 SUBA ,U
50B8 C6 20 02480 LDB #32
50BA 3D 02490 MUL
50BB 9B BA 02500 ADDA $BA
50BD 1F 01 02510 TFR D,X
50BF C6 80 02520 LDB #128
50C1 E0 42 02530 SUBB 2,U
50C3 54 02540 LSRB
50C4 54 02550 LSRB
50C5 54 02560 LSRB
50C6 3A 02570 ABX
50C7 86 80 02580 BIT7 LDA #128
50C9 A0 42 02590 SUBA 2,U
50CB 84 07 02600 ANDA #7
50CD 108E 92DD 02610 LDY #92DD
50D1 E6 84 02620 LDB ,X
50D3 EA A6 02630 ORB A,Y
50D5 E7 84 02640 STB ,X
50D7 A6 C4 02650 POINT8 LDA ,U
50D9 8B 60 02660 ADDA #96
50DB C6 20 02670 LDB #32
50DD 3D 02680 MUL
50DE 9B BA 02690 ADDA $BA
50E0 1F 01 02700 TFR D,X
50E2 C6 80 02710 LDB #128
50E4 E0 42 02720 SUBB 2,U
50E6 54 02730 LSRB
50E7 54 02740 LSRB
50E8 54 02750 LSRB
50E9 3A 02760 ABX
50EA 86 80 02770 BIT8 LDA #128
50EC A0 42 02780 SUBA 2,U
50EE 84 07 02790 ANDA #7
50F0 108E 92DD 02800 LDY #92DD
50F4 E6 84 02810 LDB ,X
50F6 EA A6 02820 ORB A,Y
50F8 E7 84 02830 STB ,X
50FA 33 44 02840 LEAU 4,U
50FC FC 510B 02850 FINISH LDD COUNT1
50FF 83 0001 02860 SUBD #1
5102 1026 FED9 02870 LBNE LOOP6 ALL DONE YET?
5106 39 02880 RTS
5107 02890 COORD RMB 2
5109 02900 COUNT RMB 2
510B 02910 COUNT1 RMB 2
4F00 02920 END START

```

000000 TOTAL ERRORS

New Max-10 Fonts

Futura 24 point 2 Disks: \$29.95


Century 24 Digital 24

Longhand 24 Memphis 24

Athens 18 Chames 18 Hollow 10

Ft. Worth 18 point 14 point 12 point

And 19 More! See "The Works" ad on page 19.

Note: Actual font size is 40% larger than shown here. 

FLOPPY FILER

Creates an alphabetized 3-column cross-referenced list of files on your disks. Find the files you need, fast! (32K DECB, Printer)

MENU MAKER

Let the CoCo write the menu routine for your next program! Just enter the text for titles and selections and CoCo does the rest! (16K Disk)

Each is \$8 US, \$11 Canada, Postpaid

FREE joystick directory menu program with order.



Gregory Software
Box 573
Kirkland IL 60146 (815) 522-3593



NOVICES NICHE



THE RAINBOW is a teaching environment and we realize that the majority of our readers will always be beginners. In our continuing effort to always keep the new user in mind, and in addition to the many beginner feature articles and programs published in every issue, "Novices Niche" contains shorter BASIC program listings that entertain as well as help the new user gain expertise in all aspects of the Color Computer: graphics, music, games, utilities, education, programming, etc.

Business

Pieces of the Pie

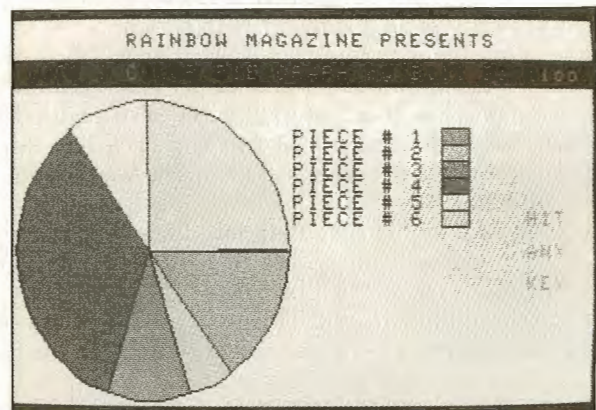
By Bill Bernico

CoCo 3

Turn your ordinary presentations into lively and colorful displays with *CC3Graph*, a pie chart generator. Pie charts are about the best graphic devices around to help in visualizing ratios and proportions, and they're useful in education as well as business. *CC3Graph* generates charts of up to 16 elements or pieces (16 because each slice of the pie is a different color — one for each PALETTE color). The program is user-prompted, so just type it in and follow the onscreen directions.

The Listing: CC3GRAPH

```
Ø ' COPYRIGHT 1989  FALSOFT, INC
1 'COCO 3 COLOR GRAPH (C) 1988
  FROM BILL BERNICO SOFTWARE
2 WIDTH32:RGB:INPUT"HOW MANY PIE
CES (1-16)";P:IFP>16THEN2ELSEDIM
S(P,14):P=P-1:CLS:FORJ=ØTOP:PRIN
T"VALUE FOR PIECE #";J+1;INPUTT
:S(J,13)=S(J,13)+T:NEXTJ:HSCREEN
2:HCLS4:HCOLOR8,4:RGB:HPRINT(8,1
),"RAINBOW MAGAZINE PRESENTS":HL
INE(Ø,21)-(319,34),PSET,BF
3 HCOLOR3:HPRINT(1,3),"COCO 3 CO
LOR PIE GRAPH by Bill Bernico":H
DRAW"BM233,55C8D128R15U128L15":F
ORV=1TO16:HDRAW"NR15D8":NEXTV:FO
```



```
RTX=7TO22:HPRINT(19,TX),"PIECE #
"+STR$(TX-6):NEXTTX:GOSUB6:K=Ø:F
ORJ=ØTOP:K=K+S(J,13):NEXTJ:FORJ=
ØTOP:S(J,14)=S(J,13)/K
4 NEXTJ:X=76:Y=115:F=Ø:FORJ=ØTOP
:S=F:F=F+S(J,14):HCIRCLE(X,Y),75
:HLINE(X,Y)-(X+74*COS(6.283* ),Y
+74*SIN(6.283*S)),PSET:HLINE( ,Y
)-(X+74*COS(6.283*F),Y+74*SIN(6.
283*F)),PSET:HPOINT(X+68*COS(6.2
83*((F+S)/2)),Y+68*SIN(6.283*((F
+S)/2))),J,8:NEXTJ
5 HCOLOR2:HPRINT(35,12),"HIT":PL
AY"O2T5B":HPRINT(35,14),"ANY":PL
AY"O3B":HPRINT(35,16),"KEY":PLAY
"O4B":EXEC44539:CMP:RUN
6 PALETTE7,52:PALETTE9,56:PALETT
E1Ø,32:PALETTE11,2Ø:PALETTE12,41
:PALETTE13,12:PALETTE14,6Ø:PALET
TE15,48:Q=24Ø:HPOINT(Q,58),Ø,8:H
POINT(Q,66),1,8:HPOINT(Q,74),2,8
```

```

:HPAINT(Q,82),3,8:HPAINT(Q,98),5
,8:HPAINT(Q,106),6,8:HPAINT(Q,11
4),7,8
7 HPAINT(Q,122),8,8:HPAINT(Q,130
),9,8:HPAINT(Q,138),10,8:HPAINT(
Q,146),11,8:HPAINT(Q,154),12,8:H
PAINT(Q,162),13,8:HPAINT(Q,170),
14,8:HPAINT(Q,178),15,8
8 IFP=1THENCL=72ELSEIFP=2THENCL=
80ELSEIFP=3THENCL=88ELSEIFP=4THE

```

```

NCL=96ELSEIFP=5THENCL=104ELSEIFP
=6THENCL=112ELSEIFP=7THENCL=120E
LSEIFP=8THENCL=128ELSEIFP=9THENC
L=136ELSEIFP=10THENCL=144ELSEIFP
=11THENCL=152ELSEIFP=12THENCL=16
0ELSEIFP=13THENCL=168
9 IFP=14THENCL=176ELSEIFP=15THEN
CL=184ELSEIFP=16THENRETURN
10 HLINE(151,CL)-(250,184),PRESE
T,BF:RETURN

```

Who Ya Gonna Write?

By Keiran Kenny

16K
ECB

At my age (seven years into retirement) I have found I do not need anything very elaborate in the way of software to keep addresses for mailing labels, so I wrote this short program to provide a simple and convenient way for my limited number of addresses. *EZLabel* prints labels in two ways — one at a time or in a batch — and the menu lets you decide how you want to do it.

Addresses I use fairly often are kept in DATA statements as in the examples in lines 1000 to 1020. Select Option 1 (batch printing) and the addresses in the DATA lines are listed on the screen one at a time. If your printer is ready, you can press Y to print the address on display or N to skip it.

There is room for nine lines on 4-by-1½-inch labels, but you can have a maximum of seven lines per label. Line 1020 contains only one line (the program could also be used to make labels for books, etc.). I like to end each line in an address with a comma (hence the data items between quotes), but this is optional.

If you want to put your own data into lines 1000 and up, note that each address ends with a flag, XX, and that your last data line must read ZZ, as Line 2000.

If you select Option 2 from the menu in order to print out addresses that are *not* in DATA statements — i.e., “on the fly” — you can type and enter up to seven lines. If you have less than seven lines, enter a shifted up arrow, CHR\$(95), after you have entered the last line in an address. This prints a little left arrow on the screen.

Whichever option you choose, your label is printed centered horizontally and vertically on a 4-by-1½-inch label. The entry in Line 20 sets the tab position at 20, and the longest line in the address is centered under this tab position. Lines 320 to 350 establish which line is the longest line. Lines 310, 360 and 400 set blank lines at the top and bottom of each label according to the number of lines in the address to be printed. The printer control codes in Line 150 are for a DMP-130 printer.

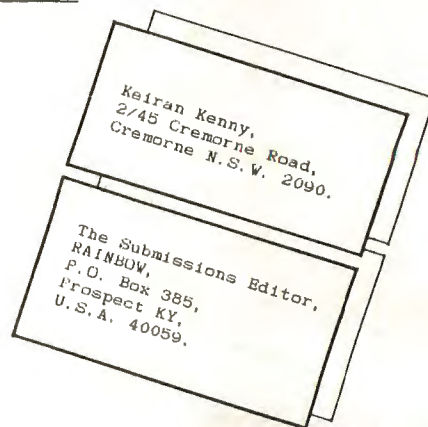
The on-the-fly routine in lines 270 to 300 uses LINEINPUT, but if you do not have Extended Color BASIC, you can substitute INPUT in Line 280. You will then be unable to use commas or colons in your addresses.

The Listing: EZLABELS

```

0 ' COPYRIGHT 1989  FALSOFT, INC
5 'EZELABLS' by Keiran Kenny,
  Sydney, 1988.
10 CLS:DIMN$(8)
20 TB=20 'TAB(20)
30 POKE150,18 '2400 baud.

```



```

40 PRINT@64,"DO YOU WANT TO:":PR
INT
50 PRINTTAB(2)"1. PRINT ADDRESSE
S IN DATA?":PRINT
60 PRINTTAB(2)"2. TYPE AND PRINT
ONE-OFF",TAB(5)"ADDRESSES?":PRI
NT
70 PRINTTAB(2)"3. END PROGRAM?":
PRINT
80 PRINTTAB(8)"PRESS 1, 2 OR 3."
90 K$=INKEY$:IFK$=""THEN90
100 IFK$="1"THEN140
110 IFK$="2"THEN140
120 IFK$="3"THENCLS:END
130 GOTO90
140 PRINT:PRINT"PRINTER READY? -
PRESS ANY KEY.":EXEC44539
150 PRINT#-2,CHR$(27);CHR$(18);C
HR$(27);CHR$(31);'NLQ Bold
160 IFK$="2"THENCLS:PRINT@32,"TY
PE ADDRESS:":PRINT@64:GOTO270
170 N=N+1:READN$(N):IFN$(N)="ZZ"
THENCLS:RESTORE:N=0:PRINT"DATA E
ND.":GOTO40ELSEIFN$(N)="XX"THENN
=N-1:CLS:GOTO180ELSE170
180 PRINT@128
190 FORT=1TON
200 PRINTTAB(3)N$(T)
210 NEXT
220 PRINT:PRINTTAB(3)"PRINT? Y/N
"
230 C$=INKEY$:IFC$=""THEN230
240 IFC$="Y"THEN310
250 IFC$="N"THENN=0:GOTO170
260 GOTO230
270 FORN=1TO7

```

```

280 PRINT"LINE"N;CHR$(8)";";:LIN
EINPUTN$(N)
290 IFN=7THEN310ELSEIFN$(N)=CHR$(
95)THENN=N-1:GOTO310
300 NEXT
310 TM=INT((9-N)/2)
320 FORT=1TON
330 IFLEN(N$(T))>Z THEN340ELSE35
0
340 Z=LEN(N$(T))
350 NEXT
360 FORD=1TOTM:PRINT#-2:NEXT
370 FORT=1TON
380 PRINT#-2,TAB(TB-(Z/2))N$(T)

```

```

390 NEXT
400 FORD=1TO9-N-TM:PRINT#-2:NEXT
410 N=0:IFK$="1"THEN170ELSE40
420 DATA "Keiran Kenny","2/45 C
remorne Road","Cremorne N.S.W. 2
090.,XX
1000 DATA "The Submissions Edito
r","RAINBOW","P.O. Box 385","
Prospect KY","U.S.A. 40059.,XX
1010 DATA "The Editor","Austral
ian CoCo Magazine","P.O. Box 17
42","Southport Q'ld. 4215,XX
1020 DATA MR. William P. Nutt,XX
2000 DATA ZZ


```

Graphics

An Uncommon View

By Kenneth R. Hill

16K
ECB



Very few people have had the opportunity to view the constellation of Orion as it is depicted here — through a spaceship window. But with the 21st century about to burst onto the scene, this sort of sight might soon become common in daily life. Picture the typical next-generation CoCophile floating past his living room porthole, talking out a bug in a Hyper Extended BASIC program to the CoCo 7 on his wrist.

The Listing: STARVIEW

```

0 ' COPYRIGHT 1989  FALSOFT,INC
1 'STARVIEW
5 'Draws a view of "Orion" as se
en thru a spaceship window - wit
h sound effects. K.R.Hill.
10 PMODE 4,1:PCLEAR 4
20 PCLS
30 SCREEN 1,1
40 FOR N=1 TO 22
50 READ X,Y
60 PSET(X,Y)
70 NEXT N
80 DATA 128,96,120,96,136,96,126
,105,125,106,125,108,112,72
90 DATA 148,120,115,128,175,112,
147,128,143,105,48,80,86,68
100 DATA 164,80,88,100,68,40,92,
36,136,25,181,45,200,73,216,76
110 CIRCLE(128,96),60,,.8
120 CIRCLE(128,96),100,,.8,.5,.6
0
130 CIRCLE(128,96),65,,.8,.50,.6
0
140 LINE(28,96)-(63,96),PSET
150 LINE(45,51)-(75,67),PSET
160 CIRCLE(128,96),100,,.8,.62,.
70
170 CIRCLE(128,96),65,,.8,.62,.7

```

```

0
180 LINE(53,45)-(78,64),PSET
190 LINE(90,21)-(106,51),PSET
200 CIRCLE(128,96),100,,.8,.71,.
81
210 CIRCLE(128,96),65,,.8,.71,.8
1
220 LINE(101,20)-(113,49),PSET
230 LINE(145,49)-(158,20),PSET
240 CIRCLE(128,96),100,,.8,.82,.
90
250 CIRCLE(128,96),65,,.8,.82,.9
0
260 LINE(151,50)-(166,21),PSET
270 LINE(178,63)-(205,44),PSET
271 CIRCLE(128,96),100,,.8,.91,1
.0
272 CIRCLE(128,96),65,,.8,.91,1.
0
273 LINE(211,52)-(183,68),PSET
274 LINE(193,96)-(228,96),PSET
280 PAINT(128,0),5,5
290 SO=65312
300 POKE 65315,63
310 ST=4
320 EN=240
330 S=2
340 FOR X=ST TO EN STEP S
350 POKE SO,X
360 POKE SO,EN-X
370 NEXT X
380 GOTO 340
390 STOP

```



```

295 HPRINT(28,15),"RAIN BY":HP
RINT(28,17),"RICK COOPER"
298 PALETTE 2,17
300 J=3
310 FOR X=95 TO 145
320 HGET(A,B)-(A+68,B+32),1
330 A=A-3
340 HPUT(A,B)-(A+68,B+32),1
350 FOR Y=70 TO 189
360 R=RND(3)
370 IF R<=2 THEN HSET(X,Y,J):IF
J<15 THEN J=J+1 ELSE J=3
380 NEXT Y
390 IF X=125 THEN PALETTE 1,25
400 IF X=135 THEN PALETTE 1,7
410 NEXT X
420 FOR X=3 TO 15:PALETTE X,0:NEX
TX
430 HDRAW"C3BM170,20;"+"L1$

```

```

440 HPUT(78,8)-(228,16),2
450 Y=191
460 FOR Z=1 TO 60
470 FOR X=3 TO 15
480 REM IF RND(2)=1 THEN POKE &H
FFD9,0 ELSE POKE &HFFD8,0
490 IF RND(3)=1 THEN PALETTE X,6
3 ELSE PALETTE X,25
500 PALETTE X,0
510 NEXT X
520 HSET(RND(57)+90,Y,2)
530 IF Z=10 THEN HPUT(224,120)-(
312,144),3
540 NEXT Z
550 Y=Y-1
560 GOTO 460
570 RGB
580 POKE &HFFD8,0
590 END

```

For the Birds

16K
ECB

By Keiran Kenny

Very young children can soon become discouraged by games in which they have to get a score, especially if big brother is kibitzing from nearby. In this program, "birdseed" is scattered at random over the screen, and a wing-flapping bird appears at the top. All the child has to do is use the right joystick to move the bird around the screen until it has "eaten" all the birdseed. Each "grain" it touches will disappear. For more birdseed and another bird, press the firebutton.

I hope you find the animation technique convincing. Line 30 draws the bird wings-down, and Line 50 draws it wings-up. The GET statements in lines 40 and 60 store the image in arrays (16 by 16) labelled A and B. Line 70 stores a 16-by-16 area of blank screen, labelled C, for use as an eraser. These are "speed" GET-PUTS. The images are put onto the screen and erased alternately in lines 100 to 220. The delay loop subroutine in Line 350 regulates the speed at which the bird flaps its wings.

This program was a hit with 5- and 6-year-old neighbors, but the 2-year-old just grunted and said, "Let's see the listing."

The Listing: BIRDSEED

```

0 'BIRDSEED' by Keiran Kenny,
  Sydney, 1988.
1 ' COPYRIGHT 1989 FALSOFT, INC
10 DIMA(6),B(6),C(6)
20 PMODE4,1:PCLS
30 DRAW"BM0,8BD4E4R2BR4R2F4":CIR
CLE(8,8),2
40 GET(0,0)-(15,15),A
50 DRAW"BM24,8BU4F4R2BR4R2E4":CI
RCLE(32,8),2
60 GET(24,0)-(39,15),B
70 GET(240,0)-(255,15),C
80 PCLS:SCREEN1,1
90 FORT=1TO50
100 X=40+RND(176)
110 Y=40+RND(111)
120 IFPPOINT(X,Y)<>0THEN100

```

```

130 PSET(X,Y)
140 NEXT
150 X=120:Y=8
160 PUT(X,Y)-(X+15,Y+15),A
170 GOSUB350
180 PUT(X,Y)-(X+15,Y+15),C
190 GOSUB350
200 PUT(X,Y)-(X+15,Y+15),B
210 GOSUB350
220 PUT(X,Y)-(X+15,Y+15),C
230 GOSUB350
240 J0=JOYSTK(0):J1=JOYSTK(1)
250 IFJ0<63THENX=X-8
260 IFJ0>0THENX=X+8
270 IFJ1<31THENY=Y-8
280 IFJ1>0THENY=Y+8
290 IFX<8THENX=8
300 IFX>232THENX=232
310 IFY<8THENY=8
320 IFY>176THENY=176
330 IFPEEK(65280)=126ORPEEK(6528
0)=254THENPCLS:GOTO90
340 GOTO160
350 FORD=1TO50:NEXT:RETURN

```

Submissions to "Novices Niche" are welcome from everyone. We like to run a variety of short programs that can be typed in at one sitting and are useful, educational and fun. Keep in mind, although the short programs are limited in scope, many novice programmers find it enjoyable and quite educational to improve the software written by others.

Program submissions must be on tape or disk. We're sorry, but we cannot key in program listings. All programs should be supported by some editorial commentary, explaining how the program works. If your submission is accepted for publication, the payment rate will be established and agreed upon prior to publication.

BASICally Speaking

Puzzled Programming

Dear Bill,

Below are lines from two fine programs from RAINBOW that have always puzzled me. I hope you can help me.

From Calendar by Roger Bouchard, January 1987, Page 47:

```
140 IF Y>1582 THEN IF Y=INT(Y/4)*4 THEN
ENM(1)=29: IF Y=INT(Y/100)*100 AND Y<
INT(Y/400)*400 THEN ENM(1)=28 ELSE
LSEELSEGOSUB650: GOTO 120
```

From Poker by Robert Brimmer, March 1987, Page 100:

```
26 IF B$="A" THEN B=D ELSE IF B$="H" THEN
HENB=INT(D/2) ELSE IF B$="Q" THEN B=INT
(D/4) ELSE IF B$="T" THEN B=INT(D*3
/4) ELSE B=VAL(B$): IF B$<"0" OR B$>"9"
THEN ELSE IF B=0 THEN B=10
```

The THENELSEIF at the end of Line 26 has me puzzled.

Keiran Kenny
Cremorne, Australia

BASIC does not use the most elegant nesting of logic statements, sometimes known as *logic constructs*. Let's pretend that BASIC is a bit more free-flowing. Take a look at how the statement shown in Figure 1 might be taken apart and notice how it works.

Now look at this statement and notice that at each level of logic, I indented the lines. This makes it easier to read. Remember that ELSE gives an alternate option if the logic test (for example, IF Y>1582) is false. So the ELSE statements simply move the BASIC interpreter out of the nest of IF/THEN statements.

As for the second problem, a more logical way to write the statement:

```
IF B$<"0" OR B$>"9" THEN ELSE IF B=
0 THEN B=10
```

Bill Bernico is the author of over 200 Color Computer programs and is a frequent RAINBOW contributor whose hobbies include golf, writing music and programming. Bill is a drummer in a rock band and lives in Sheboygan, Wisconsin.

Larry Boeldt has programmed on the Color Computer for five years. He has experience in BASIC, Pascal and FORTRAN IV. He runs a software customizing business for the CoCo market.



By Bill Bernico
Rainbow Contributing Editor
with Larry Boeldt

would be to reverse the logic during the test:

```
IF NOT (B<"0" OR B$>"9") THEN IF
B=0 THEN B=10
```

Notice how much more readable this is. BASIC is a wonderful language, but it unfortunately adapts itself to some less readable programming techniques. None the less, BASIC remains one of my all time favorites. Keep those questions coming!

Correction Please

Dear Bill:

I'm having a bit of trouble with your program on page 144 of the December

'88 issue. The moving cursor motion is either down or to the right, but I can't move it one way then the other. When I try to move up or left, the cursor simply erases itself.

I double-checked the program, but I don't have the know-how to make the needed adjustments. I'm wondering if anyone else has this problem.

Walter R. Coggan
Seattle

The only error I could find in the "BASICally Speaking" column of December 1988 was under the title *Repeat After Me*. The first example was incorrectly ordered. You should get the proper results, if you type it as follows:

```
10 CLS
20 FOR X=338T0345: POKEX, 255: NEXT X
30 A$=INKEY$: IF A$="" THEN 20
40 PRINT A$;
50 GOTO 20
```

The locations must be poked before running the INKEY\$ command.

Questions about specific BASIC programming problems can be addressed to BASICally Speaking, THE RAINBOW, P.O. Box 385, Prospect KY 40059.

We reserve the right to publish only questions of general interest and to edit for brevity and clarity. We are unable to answer letters individually.

For a quicker response, your questions may also be submitted through RAINBOW's CoCo SIG on Delphi. From the CoCo SIG>prompt, type ASK for "Ask the Experts." At the EXPERTS>prompt, select the "BASICally Speaking" online form, which has complete instructions.

```
140
    IF Y>1582 THEN
        IF Y=INT(Y/4)*4 THEN
            M(1)=29
            IF Y=INT(Y/100)*100 AND Y<INT(Y/400)*400 THEN
                M(1)=28
            ELSE
                ELSE
            ELSE
        ELSE
        GOSUB 650
        GOTO 120
150
```

Figure 1



XTEAM & OS-9

XTERM

OS-9 Communications program

- Menu oriented
- Upload/download Ascii or XMODEM protocol
- Execute OS-9 commands from within XTERM
- Definable macro keys
- Works with standard serial port, RS232 Pak, or PBJ 2SP Pak, Includes all drivers
- Works with standard screen, Xscreen WORDPAK or DISTO 80 column board

\$49.95 with source **\$89.95**

ECONOMIST

Perform economic analysis to compare different cost and income alternatives! Compute present and future Life Cycle Worths for various combinations of single, series and gradient dollar amounts. Quickly edit and recompute for sensitivity analysis! Display line graphs. Printout data and results. Pull-down menus, windows and prompts. Requires os-9 level II and Basic09.

\$39.95 WITH SOURCE \$79.95

HARDWARE

512k memory upgrade	\$134.95
Ram Software	
Ram Disk	
Print Spooler	All three for only
Quick Backup	\$19.95

*Software by ColorVenture

Call for package price

XWORD

OS-9 word processing system

- Works with standard text screen, XSCREEN, WORDPAK, or DISTO
- True character oriented full screen editing
- Full block commands
- Find and Replace commands
- Proportional spacing supported
- Full printer control, character size, emphasized, italics, overstrike, underline, super/sub-scripts
- 10 header/footers
- Margins and headers can be set different for even and odd pages

\$69.95 with source **\$124.95**

XMERGE Mail merge capabilities for XWORD

\$24.95 with source **\$49.95**

XSPELL OS-9 spelling checker, with 40000 word dictionaries

\$39.95

XTRIO XWORD/XMERGE/XSPELL

\$114.95 with source **\$199.95**

XED OS-9 full screen editor

\$39.95 with source **\$79.95**

XDIS OS-9 disassembler

\$34.95 with source **\$54.95**

XDIR & XCAL Hierarchical directory, OS-9 calculator

\$24.95 with source **\$49.95**

THE DIRECTOR

Produces hires picture sound and color animation shows. Completely menu driven with full editing. Great for presentations and vcr's. Requires COCO III only.

\$39.95

AND FOR RS DOS ...

SMALL BUSINESS ACCOUNTING

This sales-based accounting package is designed for the non-accountant oriented businessman. It also contains the flexibility for the accounting oriented user to set up a double entry journal with an almost unlimited chart of accounts. Includes Sales Entry, transaction driven Accounts Receivable and Accounts Payable, Journal Entry, Payroll Disbursement, and Record Maintenance programs. System outputs include Balance Sheet, Income Statement, Customer and Vendor status Reports, Accounts Receivable and Payable Aging Reports, Check Register, Sales Reports, Account Status Lists, and a Journal Posting List.

\$79.95

INVENTORY CONTROL/SALES ANALYSIS

This module is designed to handle inventory control, with user defined product codes, and produce a detailed analysis of the business' sales and the sales force. One may enter/update inventory data, enter sales, run five sales analysis reports, run five inventory reports, set up product codes, enter/update salesman records, and update the SBAP inventory.

\$59.95

PAYROLL

Designed for maintaining personnel and payroll data for up to 200 hourly and salaried employees with 8 deductions each. Calculates payroll and tax amounts, prints checks and maintains year-to-date totals which can be automatically transferred to the SBA package. Computes each pay period's totals for straight time, overtime and bonus pay and determines taxes to be withheld. Additional outputs include mailing list, listing of employees, year-to-date federal and/or state tax listing, and a listing of current misc. deductions. Suited for use in all states except Oklahoma and Delaware

\$59.95

PERSONAL BOOKKEEPING 2000
Handles 45 accounts. Enters cash expenses as easily as checks. Handles 26 expense categoriesK. Menu driven and user friendly.

\$39.95

ACCOUNTS RECEIVABLE

Includes detailed audit trails and history reports for each customer, prepares invoices and monthly statements, mailing labels, aging lists, and an alphabetized customer listing. The user can define net terms for commercial accounts or finance charges for revolving accounts. This package functions as a standalone A/R system or integrates with the Small Business Accounting package.

\$59.95

ACCOUNTS PAYABLE

Designed for the maintenance of vendor and A/P invoice files. The system prints checks, voids checks, cancels checks, deletes cancelled checks, and deletes paid A/P invoices. The user can run a Vendor List, Vendor Status report, Vendor Aged report, and an A/P Check Register. This package can be used either as a standalone A/P system or can be integrated with the Small Business Accounting Package.

\$59.95

MICROTECH CONSULTANTS INC.
1906 Jerrold Avenue
St. Paul, MN 55112

Dealer Inquiries Invited
Author Submissions accepted
OS-9 is a trademark of Microware



Ordering Information

Add \$3.00 shipping & handling, MN residents add 6% sales tax.
Visa, Mastercard, COD (add \$3.50), personal checks.

(612) 633-6161

RAINBOW

Give us your best: Join the ranks of these courageous CoCoists in showing the Color Computer world your high score at your favorite micro-diversion. We want to put your best effort on record in THE RAINBOW's bi-monthly "Scoreboard" column. All entries must be received 60 days prior to publication. Entries should be printed — legibly — and must include your *full* name, address, game title, company name and, of course, your high score. Each individual is limited to three score entries per month. Send your entries to Scoreboard, c/o THE RAINBOW.

For greater convenience, your high scores may also be sent to us through the MAIL section of our Delphi CoCo SIG. From the CoCo SIG> prompt, pick MAIL, then type SEND and address to: EDITORS.

★ Current Record Holder • Shutout

ADVANCED STAR*TRENCH (THE RAINBOW, 7/86)
4,750 ★Stephane Martel, Laval, Quebec
4,500 Frankie DiGiovanni, Olney, MD
4,475 David Schaller, Clarkston, WA

ANDRONE (Radio Shack)
20,820 ★Gary Budzak, Westerville, OH

ASTRO BLAST (Mark Data)
49,356 ★Brian S. Brame, Lakeside, CA
48,825 Tony Bacon, Mt. Vernon, IN
24,980 Matthew Smith, Courtenay, British Columbia

ATOM (Radio Shack)
Round 2 James Donegan, Saugerties, NY

BASH (SRB Software)
744,900 ★Andy Carter, North Charleston, SC

BEE ZAPPER (THE RAINBOW, 9/87)
28,275 ★William Currie, Bryans Road, MD
15,785 David Hartmann, Osyoos, British Columbia
12,825 Frederick Lajoie, Middleton, Nova Scotia

BIOSPHERE (Radio Shack)
64,000 ★Ty Stocksdale, Racine, WI

BLITZ (THE RAINBOW, 6/88)
126,400 ★Jerry Anderson, Jacksonville, FL
69,150 Ryan Schlecht, Gackle, ND
38,775 Jon Hobson, Plainfield, WI

BOUNCING BOULDERS (Diacom Products)
24,186 ★Dennis Zobel, Centereach, NY
16,874 Michael Zobel, Centereach, NY
10,930 Patrick Garneau, Ste-Croix, Quebec

BREWMASTER (NOVASOFT)
51,925 ★Wendy Staub, Moundsville, WV

CANYON CLIMBER (Radio Shack)
1,725,100 ★John Guptill, Columbia, MO
1,627,500 Matthew Fumich, Munford, TN
1,002,700 Chris Krems, Bethel, CT
437,200 Jack Rowe, Fenton, MO
436,200 Sam Hanson, Inkom, ID

CASHMAN (MichTron)
9,870 ★Martin Parada, Arcadia, CA

CAVEWALKER (Radio Shack)
209,870 ★Todd Von Natta, Isle of Palms, SC
34,720 Chris Krems, Bethel, CT
30,309 Cathy England Kimble, Glendale, AZ

CLOWNS & BALLOONS (Radio Shack)
688,960 ★Faye Keefer, Augusta, GA
217,500 Frankie DiGiovanni, Olney, MD
70,180 Charles Andrews, Delta Jct, AK

COLOR BASEBALL (Radio Shack)
596-0 ★Frank C. D'Amato, Brooklyn, NY
595-0 ★Tom Cherubino, Brooklyn, NY
412-0 ★Brian S. Brame, Lakeside, CA
389-0 ★Wes Latimer, Grangeville, ID
387-0 ★Joel Stocksdale, Racine, WI
276-0 ★Kevin Wannemacher, Payne, OH
238-0 ★John Valentine, Marlborough, CT
172-0 ★Ryan Murray, Herrin, IN
149-0 ★John Breckel, Wilmington, OH
137-0 ★Scott Galvao, Tiverton, RI
137-0 ★Jennifer Johnson, Meriden, CT
132-0 ★Karen Rimiller, Adams, NY
130-0 ★Matthew Snider, Pinehurst, TX
130-2 ★Greg Allen, Atwater, CA
126-0 ★Jason Trammel, Murphysboro, IL
113-0 ★Chris Donato, Euclid, OH

COLOR CAR (NOVASOFT)
343,075 ★Duncan Cameron, Chippewa Falls, WI
318,550 Alan Martin, Cornwall, Ontario

COLOR POKER (THE RAINBOW, 4/83)
70,557,600 ★Earl Foster, Lynchburg, VA

THE CONTROLLERS (THE RAINBOW, 2/88)
365 ★Roger Rance, Charleston, SC
308 Erin Carlton, Charleston, SC

CRYSTAL CASTLES (Thunder Vision)
516,220 ★Jason Trammel, Murphysboro, IL

DALLAS QUEST (Radio Shack)
81 ★Brad Wilson, Lithia Springs, GA
85 Paul Summers, Orange Park, FL
85 David and Shirley Johnson, Leicester, NC
86 Roy Grant, Toledo, OH
86 Melanie Moor, Florence, AL
86 Curtis Trammel, Murphysboro, IL

DEF MOV (THE RAINBOW, 1/87)
50,566 ★Frankie DiGiovanni, Olney, MD
43,808 Domingo Martinez, Miami, FL
39,320 Matthew Smith, Courtenay, British Columbia

DEMOLITION DERBY (Radio Shack)
113,200 ★Gary Budzak, Westerville, OH
100,500 Richard Winkelbauer, Bronx, NY

DEMON ATTACK (Imagic)
279,435 ★Jon Hobson, Plainfield, WI
202,260 Tom Briggs, Hilldale, NY
89,285 Upton Thomas, Arnold, MD

DESERT PATROL (Arcade Animation)
631,450 ★Chris Lucero, Denver, CO
505,250 Ricky Turkett, Marlow, OK
234,300 Steven Turcotte, Matane, Quebec

DESERT RIDER (Radio Shack)
80,703 ★Thomas Payton, Anderson, SC
68,353 Mike Alt, San Juan Capistrano, CA
65,351 Jason Hackley, Clinton, CT

DEVIL ASSAULT (Tom Mix)
1,868,100 ★Stephane Martel, Laval, Quebec
823,550 Dale Krueger, Maple Ridge, British Columbia

DOWNHILL (THE RAINBOW, 1/89)
10 ★James Donegan, Saugerties, NY

DOWNLAND (Radio Shack)
125,450 ★Pat Norris, O'Fallon, MO
99,982 Eric Mellon, Newark, DE
99,980 Danny Wimet, Rome, NY

DRACONIAN (Tom Mix)
137,810 ★Chris Lucero, Denver, CO
127,870 Michael Mullen, Buffalo, NY

DRAGON FIRE (Radio Shack)
160,835 ★Eric Olson, Wheaton, IL
146,325 Stephane Martel, Laval, Quebec

FIRESTORM (THE RAINBOW, 1/86)
22,505 ★Chad Presley, Luseland, Saskatchewan
11,250 Stephane Martel, Laval, Quebec
5,680 Kathy Rumpel, Arcadia, WI
5,180 Mark Brissie, Nashville, TN

GALACTIC ATTACK (Radio Shack)
31,100 ★Upton Thomas, Arnold, MD
29,030 David Czarnecki, Northampton, MA
26,370 Jeff Remick, Warren, MI

GALAGON (Spectral Associates)
751,020 ★Sofia Giorgi, Brasilia, Brazil
357,890 Jason Clough, Houston, TX
328,820 Bernard Burke, Lee's Summit, MO

GANTELET (Diacom Products)
65,398,288 ★Phil Wooding, Renovo, PA
45,235,820 Ken Hubbard, Madison, WI
23,643,720 Geran Stalker, Rivordalo, GA

GANTELET II (Diacom Products)
65,399,289 ★Corey Kepler, Renovo, PA

GANTELET II (continued)
17,701,060 ★Ryan Bell, Manassas, VA
55,015 Andy Freeman, Turtle Lake, WI

GFL CHAMPIONSHIP FOOTBALL II (Tandy)
1,046-0 ★Mark E. Wentrobe, Tyler, TX
825-0 Ryan Grady, Newbury Park, GA
83-3 Charles Reve de Cotret, Laurent, Quebec

GHANA BWANA (Radio Shack)
2,350,750 ★Michael Heitz, Chicago, IL
702,520 Joseph Delaney, Augusta, GA
282,070 Kelly Jones, West Salem, OH
174,410 Caraann Jentzsch, Dufur, OR
152,220 Roger Rance, Charleston, SC

GIN CHAMPION (Radio Shack)
2,224-0 ★Lee Deuell, Shell Rock, IA
1,602-0 ★Jimmy Garner, Ft. Worth, TX
1,120-0 ★Kim Johns, Port Cogan, British Columbia

GRANDPRIX CHALLENGE (Diacom Products)
67,710 ★H. Dingwell, Litchfield, CT

GROBOT (Children's Computer Workshop)
9,665 ★Wendy Staub, Moundsville, WV
8,090 Curt Lebel, Louisville, KY

HELICOPTER HERO (THE RAINBOW, 3/88)
4,608 ★Jerry Anderson, Jacksonville, FL
103 Phil Holsten, Moraga, CA

HITCHHIKER'S GUIDE TO THE GALAXY (Infocom)
400/359 ★Roy Grant, Toledo, OH
400/422 Jeff Holtham, Waterloo, Ontario
400/510 Brad Wilson, Lithia Springs, GA

IRON FOREST (Diacom Products)
5,671,500 ★Douglas Paulson, Richfield, ID
4,088,000 Gabriel Riley, Richfield, ID
3,173,200 Charles Boyd, Amarillo, TX
2,676,300 Janet Boyd, Amarillo, TX
1,376,850 Ricky Turkett, Marlow, OK

JOKER POKER (THE RAINBOW, 3/87)
62,067,906 ★Carole Rueckert, Mansfield, OH
21,733,284 Jon Fogarty, Yale, MI
8,179,710 Brenda Kim, Athens, OH

JUNIOR'S REVENGE (Computerware)
2,503,000 ★Stephane Martel, Laval, Quebec
257,600 Keith Cohen, Rocky Mount, NC

JUNKFOOD (THE RAINBOW, 11/84)
535,760 ★Charlie Ginn, Augusta, GA
356,850 Jon Hobson, Plainfield, WI
18,990 Joel Klein, Indianapolis, IN

KING PEDE (T & D Software)
83,855 ★Mike Snyder, Allen, OK

KNOCK OUT (Diacom Products)
472,995 ★Frank D'Amato, Brooklyn, NY
183,675 Rush Caley, Port Orchard, WA

KORONIS RIFT (Epyx)
188,250 ★Mario Zuviet, McAllen, TX
186,710 Tony Harbin, Cullman, AL

KUNG-FU DUDE (Sundog Systems)
32,000 ★Tony Geitgey, University Park, PA
14,305 David Schulze, San Antonio, TX
12,150 Cody Deegan, Fallon, NV

THE LAIR (Freebooter Software)
112,940 ★James Walton, Pittsburgh, PA

LANDER (T&D Software)
780 ★Ari Enkin, Neapen, Ontario

LASER SURGEON: THE MICROSCOPE MISSION (Activision)
42,767 ★Joe Stanley, Harrisburg, IL

LUNAR ROVER PATROL (Spectral Associates)
45,700 ★Kameron Pence, Little Rock, AR
37,900 Michael Little, Acme Alta, Canada
37,890 Dave Staub, Moundsville, WV

SCOREBOARD

MARBLE MAZE (Diecom Products)

353,220 ★David Boland, Dubuque, IA
30,650 Amber Reynolds, White City, Saskatchewan

A AMAZING WORLD OF MALCOLM MORTAR (Radio Shack)

7,035 ★Thomas S. Corbitt III, Yaupon Beach, NC

6,125 Stephen McJohnathan, Keymar, MD
5,030 Jeanne Henning, Quincy, IL

MEGA-BUG (Radio Shack)

12,000 ★Matthew Smith, Courtenay, British Columbia, Canada

10,044 Douglas Bacon, Middletown, CT
9,309 Alan Kramer, Cooksville, MD

MEMOCARDS (THE RAINBOW, 8/87)

3,120 ★Lise Gagne, St-David, Quebec
1,964 Scott Walotkiewicz, Tworivers, WI
1,640 Sara Mittelstaedt, Kiel, WI

MISSION: F-16 ASSAULT (Diecom Products)

565,395 ★Tony Bacon, Mt. Vernon, IN

468,750 Karen Jessen, Cleveland, OH
355,570 Stirling Dell, Dundalk, Ontario

MISSION: RUSH-N ASSAULT (Diecom Products)

787,300 ★Tony Bacon, Mt. Vernon, IN

361,750 Clay Jones, Wooster, OH
212,500 Kelly Jones, West Salem, OH

195,250 Kelly Jones, West Salem, OH
86,350 Alan Lindabery, Thorndale, PA

MONSTER MAZE (Radio Shack)

52,510 ★Chris Krem, Bethel, CT

12,950 Paul DeVita, Vallejo, CA

ONE-ON-ONE (Radio Shack)

1,310-0 ★Jon Breckel, Wilmington, OH

1,302-0 ★Thomas Payton, Anderson, SC

1,276-0 Jonathan Dorris, Indianapolis, IN

1,260-0 ★Brandon Reece, Chickamauga, GA

1,248-0 ★Kevin Hilton, Conway, AZ

OUTHOUSE (MichTron)

534,060 ★Kay Foxe, Kansas City, MO

59,641 Sam Zehel, Coal Center, PA

38,640 Dave Staub, Moundsville, WV

PAPER ROUTE (Diecom Products)

248,400 ★Cathy E. Kimble, Glendale, AZ

150,560 Heather Hamblen, Bar Harbor, ME

PITFALL II (Activision)

1,588,500 ★Sandy Baker, Martin City, Montana

1,519,500 Jim Hammons, Martin City, Montana

1,085,500 Tracey Lee Slack, Atwood, Ontario

871,500 Aaron Florence, English, IN

586,500 Jonathan Toloski, Torrington, CT

POOYAN (Datasoft)

626,700 ★Charles Rene de Cotret, Saint-Laurent, Quebec

566,850 Lois Crowson, East Alton, IL

POPCORN (Radio Shack)

150,560 ★Tom Cherubino, Brooklyn, NY

105,560 Heather Condit, Grafton, ND

26,889 Claude Jalbert, Matane, Quebec

25,450 Dianne Mozzetti, Pittsburgh, PA

PROSPECTOR (THE RAINBOW, 12/88)

16,100 ★Sara Mittelstaedt, Kiel, WI

15,150 Cray Augsburg

4,100 Angie Mittelstaedt, Kiel, WI

4,050 Jutta Kapfhammer

3,550 Lauren Willoughby

PYRAMID 2000 (Radio Shack)

220 ★Darren King, Yorkton, Saskatchewan

220 ★Mike Snyder, Allen, OK

PYRAMIX (Color Venture)

68,550 ★Andy Freeman, Turtle Lake, WI

67,850 Richard Winkelbauer, Bronx, NY

QUIX (Tom Mix)

8,407,772 ★John Haldane, Tempe, AZ

RAD WARRIOR (Epyx)

3,936 ★Matthew Smith, Courtenay, British Columbia

RADIO BALL (Radio Shack)

1,780,870 ★Jocelyn Gagne, St-David, Quebec

1,761,030 Eric Mellon, Newark, DE

1,666,670 Lise Gagne, St-David, Quebec

REACTOID (Radio Shack)

8,055 ★Gary Budzak, Westerville, OH

RED WARRIOR (Radio Shack)

5,488 ★Scott Godfrey, Nashua, NH

4,164 Roger Rance, Charleston, SC

4,011 Erin Carlton, Charleston, SC

RESCUE ON FRONTALUS (Epyx)

1,000,948 ★Steven Ujvary, Calgary, Alberta

323,167 Kenneth Hill, Severna Park, MD

RETURN OF JUNIOR'S REVENGE (Colorware)

1,792,800 ★Chad Presley, Luseland, Saskatchewan

ROGUE (Epyx)

71,833 ★Jon Fogarty, Yale, MI

65,529 Joseph H. Campbell, Norfolk, VA

SAILOR MAN (Tom Mix)

427,700 ★Marnie Schalm, Edson, Alberta

231,900 Jessica Wilkins, Seymour, TN

231,700 Luis Camino, Lima, Peru

SANDS OF EGYPT (Radio Shack)

67 ★Tristan Terkuc, Richmond, Ontario

82 Edward Rocha, Cobleskill, NY

SAUCER DEFENSE (THE RAINBOW, 4/87)

95,000 ★Kevin Hilton, Conway, AZ

40,000 David Hartmann, Osoyoos, British Columbia

SHAMUS (Radio Shack)

50,840 ★Chris Krem, Bethel, CT

30,515 Scott Galvao, Tiverton, RI

SHOOTING GALLERY (Radio Shack)

36,830 ★Patricia Strakey, Littleton, CO

27,270 Jocelyn Hellyer, Montgomery, IL

25,510 Donald Knudson, Minot, ND

SHOOT-N RANGE (THE RAINBOW, 8/87)

55,623 ★Paul Robbins, Picayune, MS

14,702 Richard Winkelbauer, Bronx, NY

13,794 Phillip Holsten, Modesto, CA

SILPHEED (Game Arts)

80,603 ★Frankie DiGiovanni, Olney, MD

SLAY THE NERUIS (Radio Shack)

73,091 ★Jeff Remick, Warren, MI

65,921 Chris Lucero, Denver, CO

63,476 Chris Krem, Bethel, CT

21,410 Scott Severson, Jamestown, NY

SNEAKY SNAKE (THE RAINBOW, 8/87)

102 ★Mike Alt, San Juan Capistrano, CA

63 Matthew Smith, Courtenay, British Columbia

SPACE ASSAULT (Radio Shack)

13,110 ★Jeff Remick, Warren, MI

7,280 Jason Kopp, Downs, IL

6,200 John Weaver, Amsterdam, NY

SPACE INVADERS (Spectral Associates)

3,920 ★Ari Enkin, Neapan, Ontario

SPEED RACER (MichTron)

103,120 ★Ricky Turkett, Marlow, OK

97,400 Jeff Morrison, Marlow, OK

96,420 Karen Rishler, Adams, NY

96,000 Amber Reynolds, White City, Saskatchewan

SPEEDSTER (THE RAINBOW 8/87)

250,500 ★Kevin Hilton, Conway, AZ

SPEEDSTER (continued)

211,300 Paul Robbins, Picayune, MS

117,080 Bill Millington, Meriden, CT

SPIDERCIDE (Radio Shack)

27,730 ★Mike LeBrun, Cornwall, Ontario

SPRINGSTER (Radio Shack)

303,520 ★Mavis Hartmann, Osoyoos, British Columbia

200,670 Denise Root, Thorndale, PA

41,290 Jason Trammel, Murphysboro, IL

STAR BLAZE (Radio Shack)

8,950 ★Richard Durksen, Grunthal, Manitoba

6,550 Flint Weller, Swarthmore, PA

STRATA (THE RAINBOW, 5/88)

2,992 ★Alan Lindabery, Thorndale, PA

2,888 Paul Robbins, Picayune, MS

2,768 H. Dingwell, Litchfield, CT

SUPER PITFALL (Radio Shack)

1,293,500 ★Jimmy Campanella, DuQuoin, IL

TEMPLE OF ROM (Radio Shack)

604,000 ★Troy Graham, Arnold, MD

507,700 Adam Broughton, Morris, PA

303,600 Tim Hennon, Highland, IN

THEXDER (Sierra On-Line)

2,033,000 ★Frankie DiGiovanni, Olney, MD

1,823,900 Tom Gauwitz, Roanoke, IL

1,411,700 Steve Hallin, Biloxi, MS

TIME BANDIT (MichTron)

76,030 ★Brent Morgan, Centerville, OH

59,020 Stephanie Morgan, Centerville, OH

TREKBOER (Mark Data)

123 ★Roy Grant, Toledo, OH

132 Matthew Furnich, Munford, TN

TRIG ATTACK (Sugar Software)

196,000 ★Cassandra Stewart, Sacramento, CA

TUT'S TOMB (THE RAINBOW, 7/88)

54,344 ★Brian Brame, Lakeside, CA

53,280 William Currie, Bryans Road, MD

VARLOC (Radio Shack)

2,502 ★Frank D'Amato, Brooklyn, NY

2,032 Tony Harbin, Cullman, AL

2,032 Edward Rocha, Cobleskill, NY

VICIOUS VIC (THE RAINBOW, 7/86)

18,813 ★Talib Khan, Bronx, NY

15,063 John Conley, Everett, WA

WILDWEST (Tom Mix)

35 ★Paul Summers, Orange Park, FL

WISHBRINGER (Infocom)

400/201 ★Brad Wilson, Lithia Springs, GA

WIZARD'S DEN (Tom Mix)

593,950 ★Richard Winkelbauer, Bronx, NY

425,350 Leif Smedberg, Columbia City, IN

195,050 Mark Touchette, Preston, CT

WRESTLE MANIAC (Diecom)

956,971 ★Marc Reiter, Cincinnati, OH

546,315 Louis Bouchard, Gatineau, Quebec

ZAKSUND (Elite Software)

557,900 ★Tom Cherubino, Brooklyn, NY

357,550 Martin Parada, Arcadia, CA

268,350 Tony Bacon, Mt. Vernon, IN

ZAXXON (Datasoft)

2,061,000 ★Byron Alford, Raytown, MO

1,950,000 Blake Cadmus, Reading, PA

ZONERUNNER (Radio Shack)

65,535 ★Scott Godfrey, Nashua, NH

65,535 ★Mike Woychesen, Coquitlam, British Columbia

ZORK I (Infocom)

350/328 ★Konnie Grant, Toledo, OH

350/587 Matthew Yarrows, Easthampton, MA

SCOREBOARD POINTERS

In conjunction with THE RAINBOW's Scoreboard, we offer this bi-monthly column of pointers for our game-playing readers' benefit. If you have some interesting hints, tips or responses to questions, or want help yourself, we encourage you to write to the Scoreboard, c/o THE RAINBOW.

In response to questions from:

•Danielle Ramsey: In *Dallas Quest*, once you are in the cave you must hatch the eggs over the torch. Be sure to have the flashlight in your possession or you will get stuck.

In *White Fire of Eternity*, how do you get the pick from the statue's hands? What is the ring used for?

Michael Duvall
Zanesville, Ohio

•Floyd Kiernan: In a Greek myth, Atlanta's competitor rolled golden apples in front of Atlanta to distract her. Perhaps this is your solution in *Mythology*.

In *Koronis Rift*, how do I find the home base of the saucer guardians in Rift 20?

In *Dungeons of Daggorath*, what is the correct incantation for the Supreme ring?

In *The Ganielet II*, how do you pass the nineteenth level? When I get there, I am in a room without doors, destructible or movable walls, teleporters, or passages out. However, I can see monsters in other rooms. How do I leave the beginning room?

Frankie DiGiovanni
Olney, Maryland

•Duane Whitlock: In *Madness and the Minotaur*, to kill the Hydra you must have either the dagger or the sword. Then, type STAB HYDRA and you can retrieve the rope. You will probably find the fourth spell on the second level (below the level with the pool).

James Stakelin
Cynthiana, Kentucky

•Floyd Resler: In *In Search of the Star Lord*, you will find the circuit board (microchip) in the laser panel. Don't forget the wedge.

•Andrea Jenkins: To get out of the tree in *Dallas Quest*, open the pouch (obtained from the desk) and give it to the monkey, then drop the parachute.

•H. James Herchek: In *Wishbringer*, to get past the troll, give it the can, but be sure to get it back again. In *Dallas Quest*, in order to leave the trading post, you must feed the monkey. He will open the

secret door, but you will need a flashlight.

•Angela Aldred: To get past the rats in *Sam Diamond P.I.*, feed them. But to do that you will need money to buy food in the diner.

Dianne Piper
Beloit, Wisconsin

•Chris Franson: In *Pyramid*, to get the statue of the bird god, you must first have the box. Then drop the scepter and get the statue. Later in the Pharoah's chamber, to get past the serpent, type THROW STATUE. It will attack the serpent and drive it away. Then drop the scepter and get the statue.

Robert Reed
Albuquerque, New Mexico

•John Knight: In *Hitchhiker's Guide to the Galaxy*, to open the screening door, get the real tea (not the substitute), then go to the screening door and open it. Drink the tea before you go inside, or else you will die of immense depression. To open the hatch you will need to eat the fruit to discover which tool you'll need. Then, go to the hatch room and enter the access space with only the tool in your possession. Enter the space and wait for Marvin and give him the tool when he asks for it.

In *One-on-One*, some interesting facts: If you press S you will get a shadow of the ball which will help you rebound. Are you going to make a fantastic shot? Press 2 for slow motion, press 1 to resume normal play. Does anyone know how to do a behind-the-backboard shot or a three-pointer?

In *Wizard's Castle*, where is the princess and how do I free her? The hints are absolutely no help at all.

Eric Reitz
Mendham, New Jersey

•Chris Franson: In *Pyramid*, to get the statue of the bird god, you must first have the box. Then drop the scepter and get the statue. Later in the Pharoah's chamber, to get past the serpent, type THROW STATUE. It will attack the serpent and drive it away. Then drop the scepter and get the statue.

Robert Reed
Albuquerque, New Mexico

In *The Interbank Incident*, where is the cartridge and the special IBC card?

David Ring
Lyman, Nebraska

In *Hall of the King*, I've moved the rubble and covered the rock, but I can't cross the river.

David Schulze
San Antonio, Texas

In *Shenanigans*, where is the trap door in the cave?

Eddy Salas
San Antonio, Texas

In *Sands of Egypt*, how do you get in the boat drain?

In *Dallas Quest*, how do you bribe the parrot into helping you?

Darrel Hoffman
The Colony, Texas

How do you get across the rug in *Raaka-Tu*?

In *Madness and the Minotaur*, I cannot figure out how to get the shield or how to jump it.

Peter Menning
Albuquerque, New Mexico

In *The Castle of Narios*, at the sign it requests that you say the password. What is the password?

In *The Hero of Lonesome Valley*, what is the combination vials for the crystal?

R. Phar
Baton Rouge, Louisiana

To respond to other readers' inquiries and requests for assistance, reply to "Scoreboard Pointers," c/o THE RAINBOW, P.O. Box 385, Prospect, KY 40059. We will share your reply with all "Scoreboard" readers in an upcoming issue.

For greater convenience, "Scoreboard Pointers" and requests for assistance may also be sent to us through the MAIL section of our Delphi CoCo SIG. From the CoCo SIG> prompt, pick MAIL, then type SEND and address to: EDITORS. Be sure to include your complete name and address.



*Measure your life in bits
and bytes*

If you have an idea for the "Wishing Well," submit it to Fred c/o THE RAINBOW. Remember, keep your ideas specific, and don't forget this is BASIC. All programs resulting from your wishes are for your use, but remain the property of the author.

How Much Time?

By Fred B. Scerbo
Rainbow Contributing Editor

Last month we examined a program that turned your Color Computer into an easy-to-use calculator. This month, we will take that idea one step further by introducing *Time Card*, a program to do a task that few, if any, calculators are designed to do — add time.

This program is intended as a small-business utility and is not an educational program. It can be adapted for any of the Tandy 1000 line of computers. (More on that later.)

Pressing Need

Have you ever tried adding time or figuring out the difference between two

Fred Scerbo is a special needs instructor for the North Adams Public Schools in North Adams, Massachusetts. He holds a master's in education and has published some of the first software available for the Color Computer through his software firm, Illustrated Memory Banks.

times, such as a starting and finishing time? If you have, you have noticed it's different from regular addition and subtraction, where we are working with a Base 10 number system. Every tenth digit clicks over a digit in the next column. However, time is based on a Base 60 system. The digit in the minute column does not click until you have passed sixty in the seconds column. The same holds true for hours and minutes.

If we were to add time on a Base 10 system, the following problem would work out this way:

$$\begin{array}{r} 2:45 \\ + 3:45 \\ \hline 5:90 \end{array}$$

However, on a Base 60 number system, the 90 would equal one and a half hours. Therefore, a one would be carried to the hour column and 30 minutes would remain. This is shown in the following example:

$$\begin{array}{r} 2:45 \\ + 3:45 \\ \hline 6:30 \end{array}$$

The same holds true when you subtract time. When you borrow from the hour's column, you borrow 60 minutes, not 10. Thus the following would be true:

$$\begin{array}{r} 4:15 = 3:75 \\ - 1:57 = 1:57 \\ \hline 2:18 \end{array}$$

Practical Uses

If you have ever tried to calculate the hours an employee has worked based on his or her time card, you know how frustrating it can be. When do you round off a period of time? Does eight minutes equal a full quarter of an hour? Is seven minutes too little?

Time Card solves this problem by letting you figure out the differences between two punched times and totaling the accumulated hours. If you want to have an eight-minute period rounded to a quarter of an hour, it also does that.

I won't go into the details of how the program works. Let it suffice that the subroutines involved translate the time into Base 60 math. It does all the necessary borrowing or carrying without losing its accuracy. Since it also keeps a running total of the hours worked, it will be a real bonus to any

THE BEST COCO ASSEMBLY LANGUAGE PROGRAMMING BOOKS IN PRINT

"Assembly Language Programming for the CoCo" (The Book) and the CoCo 3 (The Addendum). Professionally produced (not just skimpy technical specifications). THE CoCo reference books.

THE BOOK - 289 pages of teaching assembly language for the CoCo 1 & 2. It's used as a school text and is an intro to Computer Science. It describes the 6809E instructions, subroutines, interrupts, stacks, programming philosophy, and many examples. Also covered are PIAs, VDG, SAM, kybd, jstsk, sound, serial port, and using cassette and disk. \$18.00 + \$1.50 s/h.

THE ADDENDUM - Picks up where the BOOK left off. Describes ALL the CoCo 3 enhancements & how to use them with assembly language. The most complete GIME spec. WOW - Super-Res Graphics, Virtual Memory, New Interrupts, and more information not available elsewhere. Find out what the CoCo 3 can really do. \$12.00 + \$1.00 s/h.

COCO 3 SPECIAL US check or money order. RI orders add 6% sales tax. Start your CoCo library right. See what the CoCo can really do and save money - buy the BOOK and ADDENDUM for only \$27.00 + \$2.00 s/h.

TEPCO
68 James Court
Portsmouth, RI 02871
See Us On DELPHI

small company or "Mom and Pop" business.

Using the Program

When you run the program, the title screen appears. You can advance the program by answering the following question: "Round Off (Y/N)?" A round-off will make any eight-minute period equal a full fifteen minutes of work.

The work screen then appears. Enter the starting time by pressing the digits required. For example, the time 3:45 is entered by typing 345. This time ap-

pears on the screen as 3:45. You then press ENTER to move to the ending time. If the time entered is four digits, such as 12:45, do not press ENTER. You also do not need to worry about a.m. or p.m. times.

Once the ending time has been entered, the calculation appears as "Time Elapsed" and "Total Work Time." If you want to clear the total and start again, press CLEAR, and the totals revert to zero. Pressing the space bar adds the next time to the total time. This way, you can do a whole week's worth of calculations for one worker.

Conclusion

That's all there is to it. If you want to alter this program for the Tandy 1000, be my guest. You'll need to reformat for the screen size, but otherwise everything else should work. Let me know what luck you have with it.

Thanks again to those who even now are sending old CoCos to our special-needs department. They are put to good use helping our resource students throughout the city. Keep sending in your ideas and suggestions. Next month, we'll try something new. □

✓	5088	325142
	14033	END219
	265115	

The Listing TIMECARD

```

1 REM*****
2 REM*   TIMECARD CALCULATOR *
3 REM*   COPYRIGHT (C) 1988 *
4 REM*   BY FRED B. SCERBO *
5 REM*   60 HARDING AVENUE *
6 REM*   NORTH ADAMS, MA 01247 *
7 REM*****
8 CLEAR1000
9 CLS0
10 PRINTSTRING$(32,188)STRING$(3
  2,204);
15 FORI=1TO 160 :READ A:PRINTCHR
  $(A+128);:NEXT
20 PRINTSTRING$(32,195)STRING$(3
  2,179);
25 PRINT@358," TIMECARD CALCULAT
  OR ";
30 PRINT@390," BY FRED B. SCERB
  O ";
35 PRINT@422," COPYRIGHT (C) 198
  8 ";
40 DATA94,92,94,92,90,93,88,93,9
  2,93,92,93,88,93,92,92,90,21,28,
  28,26,30,28,29,20,30,28,29,20,30
  ,28,29
45 DATA88,80,90,,88,85,,85,,85,,
  85,,85,,80,82,21,,,26,,21,,26,,
  21,,26,,21
50 DATA,,90,,,85,,85,,85,,85,,85
  ,92,92,90,21,,,30,28,29,,30,29,
  28,,26,,21
55 DATA,,90,,,85,,85,,85,,85,,85
  ,,80,21,,,26,,21,,26,21,18,,26
  ,,21
60 DATA,81,91,,,87,82,87,82,,,87
  ,82,87,83,83,90,21,19,19,26,27,1
  6,23,17,27,,27,17,27,19,23
65 IFINKEY$<>CHR$(13)THEN65
70 CLS
75 PRINT@232,"ROUND-OFF (Y/N) ?"
  ;
80 X$=INKEY$:IFX$=""THEN80
85 IFX$="Y"THENR=1:GOTO100
90 IFX$="N"THENR=0:GOTO100
95 GOTO80
100 A$(4)="00:00"
105 A$(1)="00:00":A$(2)="00:00":
  A$(3)="00:00"
110 GOSUB115:GOTO185
115 PRINT@0,"";:PRINT:PRINT
120 PRINTTAB(5)"TIME CLOCK CALCU
  LATOR"
125 PRINT
130 PRINTTAB(5)"STARTING TIME:
  "A$(1)
135 PRINT
140 PRINTTAB(5)"ENDING TIME:
  "A$(2)
145 PRINT
150 PRINTTAB(5)"TIME ELAPSED:
  "A$(3)
155 PRINT
160 PRINTTAB(5)"TOTAL WORK TIME:
  "A$(4)
165 PRINT
170 PRINTTAB(5)"PRESS SPACEBAR F
  OR MORE"
175 PRINTTAB(5)"PRESS CLEAR FOR
  RESTART"
180 RETURN
185 REM START CALCULATIONS
190 FORQ=1TO2
195 FORI=1TO4
200 X$=INKEY$:IFX$=""THEN200
205 IFX$=CHR$(13) AND I=4THEN260
210 IFX$="" THEN105
215 IFX$=CHR$(12)THEN70
220 X=ASC(X$)-48:IFX<0THEN200
225 IFX>9THEN200
230 Z$=Z$+X$
235 IFI=1THENA$(Q)="00:0"+Z$
240 IFI=2THENA$(Q)="00:"+Z$

```


Speedier Operations

I would like to know if the CoCo 3 always operates at the faster clock speed of 2 MHz during BASIC programs, machine language programs or just a normal listing of a directory on a screen. Is there a command that is used in BASIC and ML programs that makes the CoCo operate at the faster speed? I have the older disk controller catalog (Cat.#26-3029). Will this controller allow the computer to operate at the faster speed for disk input/output? I also have the Multi-Pak interface that is not upgraded with the new PAL chip. By the way, everything seems to work fine without the PAL chip upgrade.

Edward G. Stroh
Thornton, Illinois

The CoCo 3 on boot-up to Disk Color BASIC runs at 1 MHz. To switch it into 2-MHz operation, type POKE 65497,0. OS-9 Level II has this poke embedded in the machine language that boots it up. The CoCo 1 disk controllers required 12 volts in addition to the 5 volts supplied on the expansion connector by the CoCo 2 and CoCo 3. These controllers have proven unreliable at 2 MHz.

An Unbootable Disk

I have a CoCo 3 with double-sided drive as /d0 and /d2 and a single-sided drive as Drive 1. I just bought OS-9 Level II, followed the directions in the Radio Shack manual and The Complete Rainbow Guide to OS-9 Level II and used CONFIG to enable my double-sided drive. I wound up with an unbootable disk. Where did I go wrong?

Wayne B. Sylvis
Punxsutawney, Pennsylvania

One possibility is that your double-sided drive is hardware-configured to act as two single-sided drives. If this is true, you need to disable this hardware patch for true two-sided operation in OS-9 Level II. On the "Down-Under" controllers, formerly

Richard Esposito is the principal engineer for BDM Corporation. He holds bachelor's, master's and doctorate degrees from Polytechnic Institute of Brooklyn. He has been writing about microcomputers since 1980.

Richard Libra is a simulator test operator for Singer Link Simulation Systems Division.



By Richard E. Esposito
Rainbow Contributing Editor
with Richard W. Libra

sold by J&R, the hardware patch consisted of a jumper wire connecting two lands on the edge connector. Removing the jumper wire disabled the patch on it. Your controller may have a similar patch wire.

3½-Inch Floppies

What hardware/software do I need to use a 3½-inch floppy drive with my CoCo?

Leon Price
Manchester, Connecticut

A 3½-inch floppy is electrically equivalent to a 5¼-inch one. The only real problem is transferring software to the smaller media since the CoCo standard is still 5¼-inch media.

The Mind-Boggling Joystick

I have a CoCo 3 that has developed a problem I can't figure out. Recently, in the middle of a game (any game) my Deluxe Joystick ceases to fire. The left/right, up/down works fine, but there is no action on the fire button of either joystick. However, when I replace them with my little "cheapie" that I got originally, the fire button works fine. I cannot believe that the fire button on both joysticks would pick the exact same moment to quit. Often, when the computer's been off for awhile, the Deluxe Joystick works again. Any ideas? By the way, I am

using RGB Patch for a CM-8 before loading the game.

Garth V. Hunt
Campbellville, Ontario

Since the machine works fine with the "cheapie" joysticks, your computer is probably OK. If one of your joysticks has its fire button shorted or stuck in the pressed position, it could affect the operation of the other one. I'd check the joystick's wiring for a short and check the fire button for proper operation with a voltmeter.

Compatible Drivers

Max-10 by Colorware does not support the DMP-100. I have a printer driver for CoCo Max II that will drive the DMP-100 on my CoCo 3. Are the drivers on my CoCo Max II compatible with the drivers on the CoCo Max 3 and Max-10?

Robert L. Johnson
New Orleans

No, the newer software uses the super Hi-Res graphics screens of the CoCo 3 while your old drivers access the older PMODE display.

True Lowercase

Recently, I bought an old Line Printer VII (Radio Shack Cat. #26-1167) from a friend. For the most part, it works fine except it won't print what I like to call "hung lowercase letters" (examples — g, j, p, q, and y). Normally, I would expect these lowercase letters to be printed halfway below the line. Is this normal? The service manual doesn't say. If this is normal, and I suspect it is, is there any way to fix it or is there a company I can send it to for repairs?

Wesley Evans
Denver

Fortunately (or unfortunately), there is nothing wrong with your printer. These older 7-pin printers do not support lowercase descenders, which were introduced with the 9-pin variety.

DEFUSR, CHR0UT and CSRDN

I have two questions, both relating to information (or lack thereof) given in the CoCo 3 Extended BASIC manual. I am not clear on how the DEFUSR command operates. When data is passed from BASIC to the ML subroutine, what register or address does it go

Dr. Preble's Programs

Since 1983



Pyramix

This fascinating CoCo 3 game continues to be one of our best sellers. *Pyramix* is 100% machine language written exclusively to take advantage of all the power in your 128K CoCo 3. The Colors are brilliant, the graphics sharp, the action fast. Written by Jordan Tsvetkoff and a product of ColorVenture.


The Freedom Series

Vocal Freedom

I've got to admit, this is one nifty computer program. *Vocal Freedom* turns your computer into a digital voice recorder. The optional *Hacker's Pac* lets you incorporate voices or sounds that you record into your own BASIC or ML programs. This is not a synthesizer. Sounds are digitized directly into computer memory so that voices or sound effects sound very natural. One "off-the-shelf" application for *Vocal Freedom* is an *automatic message minder*. Record a message for your family into memory. Set *Vocal Freedom* on automatic. When *Vocal Freedom* "hears" any noise in the room, it plays the pre-recorded message! Disk operations are supported. VF also tests memory to take advantage of from 64K up to a full 512K. Requires low cost amplifier (RS cat. #277-1008) and any microphone.

Mental Freedom

Would your friends be impressed if your computer could *read their minds*? *Mental Freedom* uses the techniques of Biofeedback to control video game action on the screen. *Telekinesis*? Yes, you control the action with your thoughts and emotions. And, oh yes, it *talks* in a perfectly natural voice without using a



speech synthesizer! Requires Radio Shack's low cost Biofeedback monitor, Cat. #63-675.

BASIC Freedom

Do you ever type in BASIC programs, manually? If you do, you know it can be a real chore. *Basic Freedom* changes all that. It gives you a *full screen editor* just like a word processor, but for **BASIC programs**. Once loaded in, it is always on-line. It hides invisibly until you call it forth with a single keypress! This program is a must for programmers or anyone who types in programs. By Chris Babcock and a product of ColorVenture.

Lightning Series

These three utilities give real power to your CoCo 3.

Ramdisk Lightning

This is the best Ramdisk available. It lets you have up to 4 mechanical disk drives and **2 Ram drives on-line** and is fully compatible with our printer spooler below.

Printer Lightning

High capacity **print spooler for CoCo 3**. Load it and forget it--except for the versatility it gives you. Never wait for your printer again! Printer runs at high speed while you continue to work at the keyboard! Will operate with any printer you have already hooked to your CoCo.

Backup Lightning

This utility requires 512K. Reads your master disk once and then makes superfast multiple disk backups on all your drives! **No need to format blank disks first!** Supports 35, 40 or 80 track drives.

COCO Braille

Produce standard grade 2 Braille on a Brother daisy wheel printer. Easy to use for sighted or blind user. **No knowledge of Braille is necessary.** Call for free sample. The raised dots produced are easily touch readable by the blind. The print-to-braille algorithm is robust with

errors rarely being made--and, it has the ability to learn!

Prices

CoCo 3 only

Ram Disk Lightning, Disk.....\$19.95
Printer Lightning Disk.....\$19.95
Backup Lightning, Disk.....\$19.95
All three, Disk.....\$49.95
Pyramix, Disk.....\$24.95

CoCo 1,2, or 3

Vocal Freedom, Disk.....\$34.95
Vocal Freedom Hackers Pac.....\$14.95
COCO Braille.....\$69.95

CoCo 2 or 3 only

Mental Freedom Disk.....\$24.95
Basic Freedom, Disk.....\$24.95

CoCo 1 or 2 only

VDOS, The Undisk, a menu operated ramdisk for the CoCo 1 or 2. *LOAD, SAVE, KILL, DIRECTORY*, are all supported. Tape.....\$24.95
VDUMP, backup Undisk files to single tape file. Tape.....\$14.95
VPRINT, Print Undisk directory. Tape.....\$9.95

We Ship FAST!

Add \$2.50 shipping/handling in USA or CANADA

Add \$5.00 to ship to other countries

Dr. Preble's Programs
 6540 Outer Loop
 Louisville, KY 40228
 24 Hour Order Line

Visa, MasterCard, COD, Check



(502) 969-1818

to? Are the ROM routines as listed on pages 315 to 317 correct and complete as they stand? I have tried to use the CHROUT(\$A002) and the CSRDN(\$A004) subroutines without success. The CSRDN subroutine is particularly baffling because the entry condition is specified as "none." Yet according to my ROM dump, \$A004 contains \$A7, which is a STA code. How can this be? Is the book off or am I? I have an IMC6809 data sheet that I've used to write simple machine language programs, so I am knowledgeable to that extent.

Charles M. Kay
Cheraw, South Carolina

RX The information in the BASIC manual is sketchy at best. When data is passed as an argument for one of the USRN(VALUE) functions, a value in the range -32768 to 32767 (16 bits) can be passed to the 6809E's S stack as an argument. A JSR \$B3ED instruction can be used to retrieve this value from the S stack to the D register. The ROM routines in the BASIC manual list the indirect addresses. For example, to use the CHROUT routine (similar in function to INKEY\$ in BASIC), you use the instruction JSR [\$A002]. In my CoCo 3, this statement is logically equivalent to JSR \$A2B2 (note the absence of the square brackets in this case). In both cases, the CHROUT routine takes the character in the A register and puts it to the screen. With regard to CSRDN, if you look at addresses \$A004 and \$A005, you will discover that the "real" or direct address is \$A77C. The reason for specification of these routines via indirect addresses is that it gives Tandy and Microsoft the flexibility to alter ROM routine entry points in different versions of ROMs without causing assembly language programmers the anxiety of having to alter code written for previous ROM versions.

Terminal Trouble

I own a CoCo 3, Multi-Pak, 2 drives, CM-8 monitor, two printers and an RS-232 Pak. Therein lies the problem; I like the ability to use a modem and a printer at the same time. However, the 32-character screen width used by the RS-232 Pak is less than adequate for most host systems, especially with the 40- and 80-character screen available with the CoCo 3 software. Is there communications software available that will utilize the 40- and 80-character screens and the RS-232's hardware while bypassing its software, or is there

a way to burn a software package into an EPROM and replace the Pak's software chip? I have also had a problem while attempting to download using the Pak. Most BBSs I have used require a carriage return to start the download. However, when I set the Pak for downloading and hit the BREAK key, I can no longer give the host its carriage return. Can you suggest a solution?

Kerry L. Moline
Denver

RX Three Shareware programs that can accomplish your desires are Mikeyterm, Greg-E-Term, and Rickey-Term. All are available for \$10 each from their authors. The authors' addresses are:

Michael D. Ward
1807 Cortez
Coral Gables, FL 33134

Greg Miller
9575 Roston Road
Grandledge, MI 48837

Rick Adams
712 Brett Ave.
Rohnert Park, CA 94928

Two-Way Communications

I have a CoCo 3 with 512K, 1 DSDD drive, CM-8 monitor, a CGP-220 printer, OS-9, and Multi-Vue. I also own an Amiga 500 with a VT100 emulation package. This setup works well and I have used it successfully with many host systems. My problem is that I cannot receive characters through the RS-232's port from the Amiga; the moment I type `tsmon ^t1` my CoCo aborts and responds to nothing except the CLEAR key, which still changes me between windows (if I have any open). I can output data at any speed (300-9600 baud) with no problem by typing `dir ^t1`. This works fine at any speed, but I read in The Complete Rainbow Guide to OS-9 that the terminals accessing OS-9 through the internal RS-232 port should have a baud of 300. I have tried it at 300 baud but it still doesn't work. If I type `build afile <^t1`, the CoCo also stops. Also, when the CoCo stops, even on the previous command where only the input is redirected, periods are sent out the RS-232 and are displayed on the Amiga screen. All the above still happens even if I have no cable connected to the CoCo's RS-232 port. I have also tried this on my brother's CoCo 3 (128K) with the rest of the system configuration the same, with the

same results. Is there a problem with my hardware setup or the serial driver, or what? Also, I purchased Multi-Vue because it is advertised to be used to create user-friendly interfaces for your developed programs. After opening the package, however, I find that this is not the case. I find that there are no tools for creating icons. Can you suggest a way I can create my own "user-friendly" interface icons?

Walter Zambotti
Perth, Australia

RX The current CoCo 3 version (2.01.00) of OS-9 as distributed by Tandy does not support two-way communication over ^t1. Two-way communication requires ^t2 and a RS-232 Pak. It is possible to write a graphical icon editor in C, BASIC09 or assembly language; two have appeared on Delphi. If you have a file-zapping program such as the Level I Debug, you can use it to modify copies of the provided icons, hence defining your own.

Monitor Connections

I own a CoCo 3 and I would like to connect it to a composite monitor. It was used with my IBM PC, for which I now have an EGA monitor. Is there a way to do that?

Robert Dagenais
Quebec

RX A composite video monitor usually has one or two phono-jack inputs, one for composite video and possibly a second for audio. The CoCo 3 has corresponding jacks on its back so a patch cord of the type normally used to connect VCRs is all you need.

For a quicker response, your questions may also be submitted through RAINBOW's CoCo SIG on Delphi. From the CoCo SIG> prompt, pick RAINBOW Magazine Services, then, at the RAINBOW> prompt, type ASK for "Ask the Experts" to arrive at the EXPERTS> prompt, where you can select the "Doctor ASCII" online form which has complete instructions.

DIGISECTOR DS-69B **NEW** VIDEO DIGITIZER FOR THE COCO 3

(AND ALL OTHER COCOS . . .)

**SUPER
RESOLUTION !!!**



COCO 3 SCREEN

USE YOUR COCO 3 TO ITS FULL POTENTIAL!

Use The Micro Works' DIGISECTOR™ DS-69 or DS-69B and your COCO 3's high resolution graphics to capture and display television pictures from your VCR or video camera. The DIGISECTOR™ systems are the only COCO video digitizers available that accurately capture and reproduce the subtle shades of gray in TV pictures!

- **COLOR:** Add color to your screen for dramatic special effects.
- **HIGH RESOLUTION:** 256 by 256 spatial resolution.
- **PRECISION:** 64 levels of grey scale.
- **SPEED!** 8 images per second on DS-69B, 2 images per second DS-69.
- **COMPACTNESS:** Self contained in a plug-in Rompack.
- **EASY TO USE:** Software on disk will get you up and running fast!
- **COMPATIBLE:** Use with a black and white or color camera, a VCR or tuner.
- **INEXPENSIVE:** Our low price puts this within everyone's reach.

POWERFUL C-SEE 3.3 SOFTWARE

This menu-driven software will provide 5 and 16 shades of gray to the screen and to the printer with simple joystick control of brightness and contrast. Pictures taken by the DIGISECTOR™ may be saved on disk by C-SEE 3.3 and then edited by our optional MAGIGRAPH, or by COCO MAX or GRAPHICOM. This versatile new software is included in both DIGISECTORS™



DS-69B and C-SEE 3.3	\$149.95
DS-69 and C-SEE 3.3	\$ 99.95

TRADE IN YOUR OLD DIGISECTOR™

If you already have one of The Micro Works' DS-69 or DS-69A DIGISECTORS™, you may return it to us and we will upgrade your unit to a DS-69B.

UPGRADE DS-69A to DS-69B	\$49.95
UPGRADE DS-69 to DS-69B	\$69.95

The DS-69B comes with a one year warranty. Cameras and other accessories are available from The Micro Works. DS-88 version available for IBM PC.

NO RISK GUARANTEE

If you are not completely satisfied with the performance of your new DS-69B, you may return it, undamaged, within ten days for a full refund of the purchase price. We'll even pay the return shipping. If you can get any of our competitors to give you the same guarantee, buy both and return the one you don't like. We know which one you'll keep.

Purveyors of Fine Video Digitizers Since 1977.

**THE
MICRO
WORKS**

Terms: Visa, Mastercard, Check or C.O.D.

P.O. Box 1110 Del Mar, CA 92014 (619) 942-2400

This is the end of our project. Remember, though, we've just touched the surface of CoCo's abilities. You can go beyond this simple project — the possibilities are endless. This time I'll show you how to connect a few more inputs. To do this, we'll delve into the world of optics — light. We can use light to monitor time or trespassers (i.e., determine when it grows dark outside or when someone walks into the light).

Let's start with some electronic theory. Look at Figure 1. Q1 is a symbol for a photo transistor. This one is an NPN. (The *N* stands for Negative and the *P* for Positive.) A transistor has three pins — a base, a collector and an emitter. Figure 2 shows a typical NPN transistor switching circuit. I use the term *switching* because we use it as a simple transistor switch. A simple switch is an SPST (Single-Pole, Single-Throw). The two contacts are the collector and the emitter. Current can only flow from the collector, through the transistor, to the emitter. Examine the circuit in Figure 2. If Point A were connected to ground, there would be no base current flowing from the base of the transistor to the emitter. This causes a high impedance between the collector and the emitter of the transistor (no collector-emitter current). The voltage at Point B would be about the same as VCC.

We'll introduce a base current by raising Point A to VCC. Current will now flow through Resistor R5 and the transistor base and out the emitter, which causes the transistor to conduct. The impedance of the collector-emitter will lower, and current will flow from the collector to the emitter. When this happens, the voltage at Point B lowers as well. If there were enough current flow through the transistor, the voltage at B would drop to 0 volts. The amount of collector current depends on the amount of base current and the *gain* of the transistor. The gain of a transistor is the amplification factor.

The transistors and opto-isolators we will use work in the *saturation* mode,

Light detectors really brighten this final modification

Lights Out!

By Tony DiStefano
Rainbow Contributing Editor

where we design the transistor to be either fully on or fully off. Look at Figure 2 again. When you ground Point A (no base flow), point B is high. When you make Point A high (when base current flows), Point B is low.

Now that we understand the switching transistor, let's look at the photo transistor. The photo transistor is like a regular transistor. It has two pins and a window. The two pins are the collector and the emitter, and the window is like the base of a regular transistor. Examine the circuit surrounding Q1. It looks like the transistor circuit in Figure 2 but has a window instead of a base circuit. This window acts like the base circuit but uses light instead of current. When there is no light in the window, there is no base current; when there's no base current, there's no collector current. The point at which the photo transistor and resistor meet is high. When there is light, that same point is low. We now have a light-activated switch.

The output of this light switch is connected to Pin 2 of U6 (one of eight inputs of a 74LS244). The circuit in Figure 1 is similar to the circuits in the previous three parts. I just deleted a few ICs to make room for the new circuits. U2 is the same; I just added another 74LS244 chip to Pin 9. The software created in the previous parts of this project is also the same. However, today's additions will use different addresses.

Now that we have the photo transmitter, we need an *opto-isolator*. An opto-isolator is a photo transistor and an LED (Light Emitting Diode) together in one package. As the name implies, this device is used to isolate an incoming signal. This device is used in many places. The most common is in televisions with separate video and audio inputs. In today's TVs, there are no line-voltage transformers. Therefore, many components inside a modern TV can have the potential of 117 volts. This is dangerous and can shock you. Any connection made to the TV is made using isolators similar to the one used here. Electrical signals are converted to light signals by an LED and are returned to electrical signals by a photo transistor.

As in all TVs, my circuit is powered by a separate supply. This supply has to be isolated from the 117-volt AC via a transformer. The circuit surrounding ISO1 in Figure 1 is used in places requiring isolation. It is just a switch (SW1) isolated from the rest of the Color Computer. This switch can be used outside or over long distances of wire without the worry that static electricity or lightning will damage the CoCo. The DC adapter is a standard toy adapter found almost anywhere. If you use more than one opto-isolator, you can use the same adapter. I used a 1K resistor in R3, but this resistor may be a different value, depending on the maximum current for the LED inside the opto-isolator and the voltage of the adapter. To calculate the resistor value, use the equation $R = V/I$. In this equation, *R* is the value of the resistor needed; *V* is the voltage of the adapter; and *I* is the current needed to turn on the LED. You will get this value from the specs on the opto-isolator. When the isolator is wired up, close the switch. This causes current to flow through the LED, which in turn activates the photo transistor. When on, the output is low. When the switch is open, the LED is off and the output is high.

There are many photo transistors and opto-isolators on today's market, and they all work the same. You may have to change the values of resistors to match the different types, but you'll need only a volt meter to make sure it's running right. A wide variety of transistors and isolators are on the market; pick one for yourself. They come in

Tony DiStefano is a well-known early specialist in computer hardware projects. He lives in Laval Ouest, Quebec. Tony's username on Delphi is DISTO.

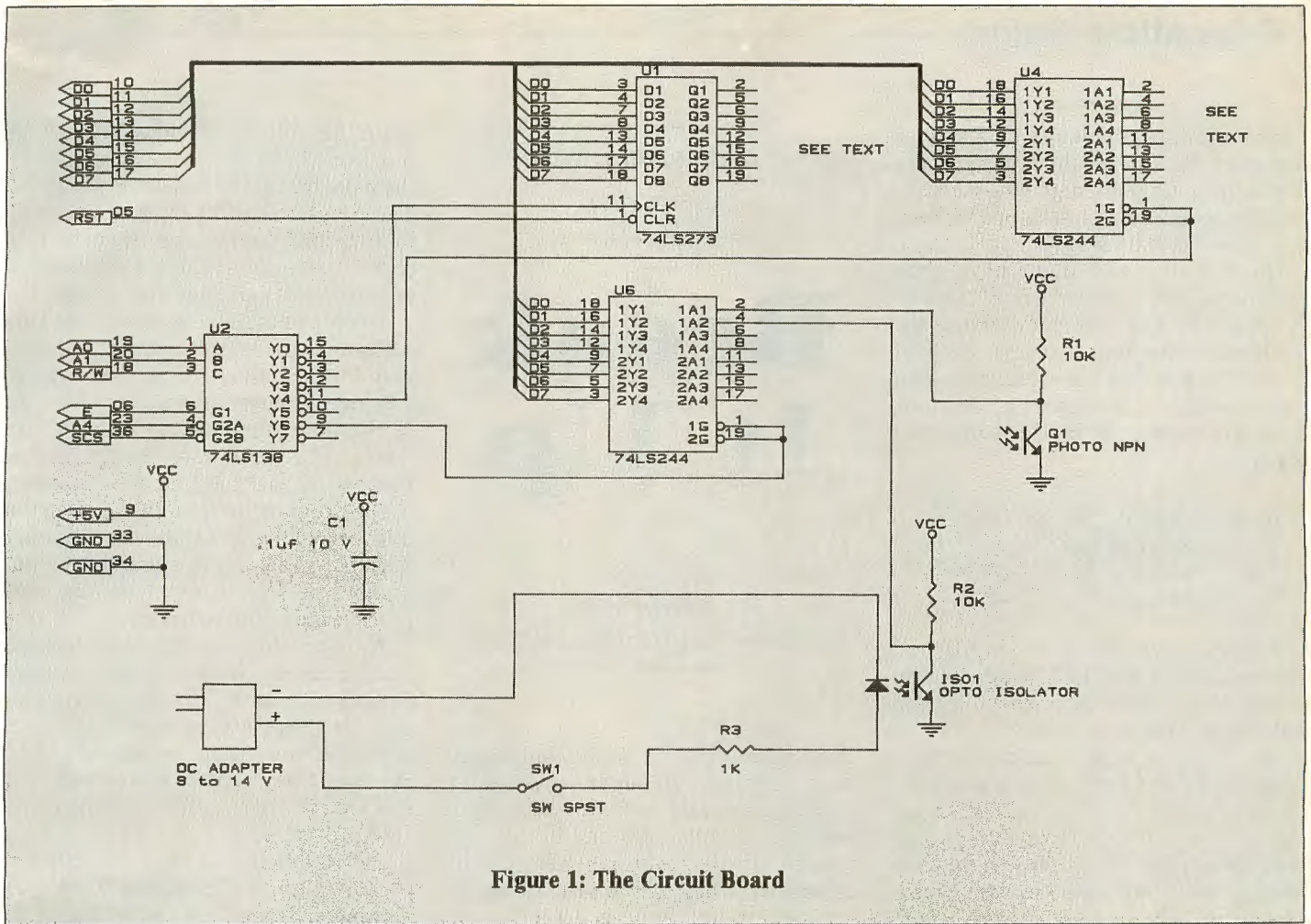


Figure 1: The Circuit Board

different shapes and sizes. Some have built-in lenses or tubes. Some can be mounted on doors or motors, and some come with reflective mirrors. Choose the one you need or want to try. There is an entire series of infrared photo transistors and LEDs. You can build a gadget and write software that reads your television's remote control and duplicates it, so your computer controls your television or VCR. Wire your house for security. You can use a couple of IR pairs and have two CoCos talk to each other without wires — your imagination is the only limit.

Now we need only to create the software. Since we are still using the same SCS pin on the CoCo, the addressing area remains from \$FF40 to \$FF5F. U6 is a read-only device, so only the PEEK command will work in BASIC. If it is connected to Y6 of U2, U6 is located at \$FF42. The same software that read the other locations works here. The same condition applies with the bit positions. In Figure 1, Q1 is connected to D0, and ISO1 is connected to D1. Mix and match these inputs as you like. If eight inputs are not enough, you can use another 74LS244 and get

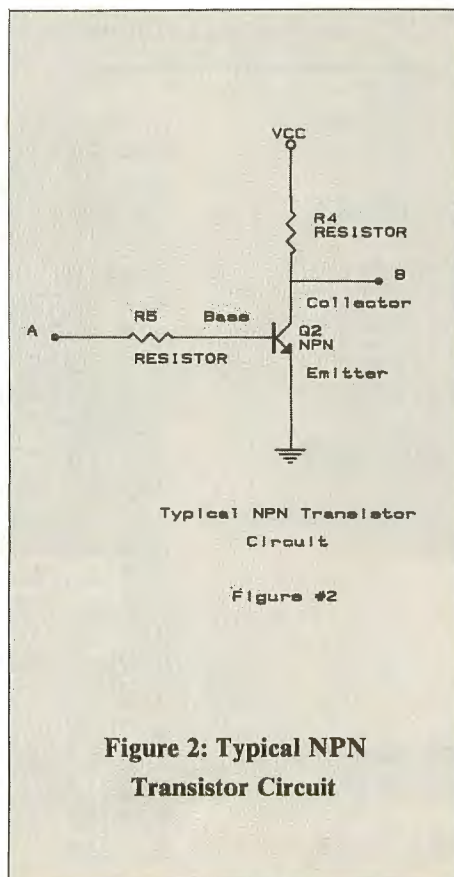


Figure 2: Typical NPN Transistor Circuit

another eight inputs. With U2, you can have 32 (4 x 8) inputs and 32 (4 x 8) outputs. If you need more, add another 74LS138 and an inverter.

Constructing the project is simple — just add to the existing board. Add more sockets and chips as you need them. Many electronics stores carry photo transistors and opto-isolators. Radio Shack stores have a limited selection.

In Part 1 of this project, I told you to keep things neat and tight, and this is why. If you have many wires coming off the board, look into a multiwire connector. It helps prevent wires from breaking when you turn the board upside down to work on it. You may want to start again. Design your own circuit to suit your needs. With the experience you now have, you can make it the perfect size. If you are having trouble reading the photo transistors, use a volt meter to measure the output. Make sure the voltage on the collector is at least 3 volts when no light shines on them and no more than .5 volts when there is light. If this is not the case, use a different value resistor between the collector and the VCC.



This month's article presents a computerized dictionary skill. It is especially useful to young students who need to look up spelling and definitions for long lists of vocabulary words.

One learning trick that I have often taught to students is to "Break It Up!" It applies in this case by dividing the dictionary into four sections, each of similar length. We have found that in the majority of dictionaries, the four quarters break up in the following order:

- Words beginning with letters A-C.
- Words beginning with letters D-L
- Words beginning with letters M-R
- Words beginning with letters S-Z

Locating words is accomplished more quickly if the child first decides in which of the above dictionary parts an individual word is contained.

To reinforce this concept, create a game with the child or class of students.

Steve Blyn teaches both exceptional and gifted children, holds two master's degrees and has won awards for the design of programs to aid the handicapped. He owns Computer Island and lives in Staten Island, New York.

A dictionary skills program

Break It Up

By Steve Blyn
Rainbow Contributing Editor

Place a list of words on the chalkboard or on a piece of paper, then, have students indicate next to each word whether it would be found in the first, second, third or fourth part of the dictionary. They may find it easiest to just choose and write a number from one to four.

This game is contained in the pro-

gram that follows. We have selected 25 practice words. These are contained in the data lines at the end of the program. The program will be more meaningful to the children if either they or you chose the words. Spelling, social studies or science lists are also possibilities.

You are not limited to 25 words. This is, however, a logical number to begin with for the purpose of playing a game. You may change the amount of words in the data lines to any amount you desire. It is important to change the number of Variable L at the beginning of the program on Line 30 to match the number of words that you include. Variable L alerts the computer to the number of data items to be read and used throughout the program.

Another programming technique that needs explanation is the routine contained in lines 90 to 110. This procedure is necessary to insure that the words do not repeat in any group of 10 randomly selected words. A similar routine is in most of our commercially sold programs.

Please feel free to alter the program to suit your students' needs. We, at Computer Island, are always happy to hear of your uses and successes with our programs.

The listing: DICTIONARY

```

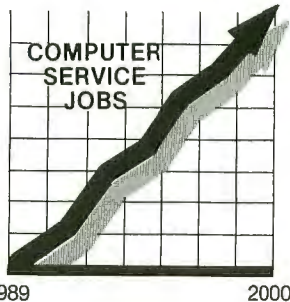
10 REM "BREAK-IT-UP! DICTIONARY
SKILL"
20 REM"STEVE BLYN,COMPUTER ISLAN
D,STATEN ISLAND,NY,1989"
30 L=25:Z=RND(-TIMER)
40 DIM A$(L)
50 FOR W=1 TO L:READ A$(W):NEXT
W
60 CLS:PRINT@9,"BREAK IT UP!"
;
70 R=RND(L)
80 C=C+1:IF C>10 THEN 230
90 A$=A$(R)
100 A$(R)=A$(L)
110 L=L-1
120 B$=LEFT$(A$,1)
130 B=ASC(B$)
140 IF B<68 THEN D=1
150 IF B>67 AND B<77 THEN D=2
160 IF B>76 AND B<83 THEN D=3
170 IF B>82 THEN D=4
180 PRINT@32*C+64,C;".";A$,"1,2,
3 OR 4 ";
190 PRINT@32*C+91,"";:INPUT E
200 IF E=D THEN PLAY"L100CDEFGGG
":J=J+1
210 IF E<>D THEN PLAY"L4C#":PRIN
T@32*C+91,D
220 RESTORE:GOTO 70
230 FOR T=1 TO 3:PLAY"L50GFEDCCC
":NEXT T
240 PRINT@455,"YOUR SCORE IS ";J
*10;"%";
250 EN$=INKEY$
260 IF EN$="E" THEN END
270 IF EN$=CHR$(13) THEN RUN
280 GOTO 250
290 DATA ALGAE,AMEBA,BACILLI,BAC
TERIA,CELLS
300 DATA DISEASE,DRUG,ECOLOGY,FL
OWERS,GENES
310 DATA HABIT,IMAGE,LARVA,MAMMA
L,NEURON
320 DATA NUCLEUS,ORGAN,PEPSIN,RE
FLEX,SALIVA
330 DATA SEPALS,THEORY,VEIN,XYLE
M,YEAST

```

5 sure steps to a fast start as a high-paid computer service technician


1. Choose training that's right for today's good jobs

Jobs for computer service technicians will almost double in the next 10 years, according to the latest Department of Labor projections. For you, that means unlimited opportunities for advancement, a new career, or even a computer service business of your own.



But to succeed in computer service today, you need training—complete, practical training that gives you the confidence to service any brand of computer. You need NRI training.

Only NRI—the leader in career-building, at-home electronics training for 75 years—gives you practical knowledge, hands-on skill, and real-world experience with a powerful XT-compatible computer you keep. Only NRI starts you with the basics, then builds your knowledge step by step until you have everything you need for a fast start as a high-paid computer service technician.



2. Go beyond "book learning" to get true hands-on experience

NRI knows you learn better by doing. So NRI training works overtime to give you that invaluable practical experience.

You first read about the subject, studying diagrams, schematics, and photos that make the subject even clearer. Then you do. You build, examine, remove, test, repair, replace. You discover for yourself the feel of the real thing, the confidence gained only with experience.

3. Get inside a powerful computer system

If you really want to get ahead in computer service, you have to get inside a state-of-the-art computer system. That's why NRI includes the powerful new Packard Bell VX88 computer as the centerpiece of your hands-on training.

As you build this fully IBM PC XT-compatible micro from the keyboard up, performing key tests and demonstrations at each stage of assembly, you actually see for yourself how every section of your computer works.


You assemble and test your computer's "intelligent" keyboard, install the power supply and 5¼" floppy disk drive, then interface the high-resolution monitor. But that's not all.

You go on to install a powerful 20 megabyte hard disk drive—today's most-wanted computer peripheral—included in your training to dramatically increase the data storage capacity of your



computer while giving you lightning-quick data access

By getting inside this powerful computer, you get the confidence-building, real-world experience you need to work with, troubleshoot, and service today's most widely used computer systems.



4. Make sure you've always got someone to turn to for help




one, giving you as much time and personal attention as you need.

Throughout your NRI training, you've got the full support of your personal NRI instructor and the entire NRI technical staff. Always ready to answer your questions and help you if you should hit a snag, your instructors will make you feel as if you're in a classroom of

5. Step into a bright new future in computer service—start by sending for your FREE catalog today!

Discover for yourself how easy NRI makes it to succeed in computer service. Send today for NRI's big, 100-page, full-color catalog describing every aspect of NRI's one-of-a-kind computer training, as well as training in robotics, TV/video/audio servicing, electronic music technology, security electronics, and other growing high-tech career fields.

If the coupon is missing, write to: NRI School of Electronics, McGraw-Hill Continuing Education Center, 4401 Connecticut Avenue, NW, Washington, DC 20008. IBM is a registered trademark of International Business Machines Corp.



NRI School of Electronics

McGraw-Hill Continuing Education Center
4401 Connecticut Avenue, NW, Washington, DC 20008



For career courses approved under GI Bill
 check for details.

- CHECK ONE CATALOG ONLY
- Computers and Microprocessors
- Robotics
- TV/Video/Audio Servicing
- Data Communications

- Security Electronics
- Electronic Music Technology
- Digital Electronics Servicing
- Computer Programming
- Basic Electronics

Name _____

Address _____

City _____ State _____ Zip _____

Accredited by the National Home Study Council

205-049

The excitement continues!

The Fourth Rainbow Book of Adventures

Fourteen fascinating new Adventures from the winners of our fourth Adventure competition. Rely on your wits to escape a hostile military installation, try to stop the Nazi plan to invade Great Britain, or manage to reinstate our defense system before the enemy launches a massive missile attack — and that's only the beginning!

The Park of Mystery — You overhear a gang of robbers discussing where they've hidden their loot. Can you find it — and battle greed and confusion at the same time?

Superspy — You awaken from a horrifying nightmare of chases, inexplicable scenery changes and sickening freefalls into space. Or was it a dream? You be the judge — and determine your own fate!

Term Paper — A *real* nightmare: Someone's stolen your freshman midterm paper and hidden its pages all over CoCo State's campus. Are you smart enough to find them before you miss the due date and flunk the course?

House Adventure — Try to find your way out of a mysterious abandoned house that keeps sprouting new rooms just as you think you've found an exit.

Life: An Everyday Adventure — Just getting up in the morning in time to do last-minute chores before catching a plane to a family reunion proves you don't have to leave home to find adventure.

The Earth's Foundations — A mysterious maze inside a deep crevice near your village is having a devastating effect on the entire area. You've been chosen to investigate, and promised great riches — *if you survive!*

Experience other traditional and contemporary challenges from these winning authors: Mike Anderson, Tio Babich, David Bartmess, Stephen Berry, Eugene Carver, Charles Farris, Jeff Hillison, Jeff Johnson, Richard Kottke, Ken Lie, Andre Needham, Fred Provoncha, Paul Ruby Jr. and Eric Santanen.

The Fourth Rainbow Book of Adventures is only \$10.95!

Tape \$9.95, Two-Disk Set \$14.95

The tape and disks are adjuncts and complements to the book; the book is necessary for introductory material and loading instructions.



Please send me:

The Fourth Rainbow Book of Adventures \$10.95* _____

The Fourth Rainbow Adventures Tape \$9.95 _____

The Fourth Rainbow Adventures Disk Set \$14.95 _____

Name _____

Address _____

City _____ State _____ ZIP _____

My check in the amount of _____ is enclosed*

Please charge to my: VISA MasterCard

American Express

Acct. No. _____

Exp. Date _____

Signature _____

Mail to: The Fourth Rainbow Book of Adventures, The Falsoft Building, P.O. Box 385, Prospect, KY 40059

*Add \$2.00 per book for shipping and handling in the U.S. Outside the U.S. add \$4 per book (U.S. currency only). Kentucky residents add 5% sales tax. In order to hold down costs, we do not bill. Please allow 6-8 weeks for delivery.

To order by phone (credit card orders only), call (800) 847-0309, 8 a.m. to 5 p.m. EST. For other inquiries, call (502) 228-4492.



This program helps children develop good fashion sense

The Color Coordinator

By Bill Bernico



Being an observer of people, I've noticed how fashion-conscious society is today, though a particular subgroup appears blindly unconscious of acceptable dress codes. There's no nice way to say it: Some people just don't know how to dress.

With this in mind, I designed *Color Coordinator* to give children a helping hand with fashion sense. The program lets them picture what certain color combinations look like before trying on dozens of outfits.

By selecting the color for articles of clothing (hat, sweater, pants, boots, mittens, cape and umbrella), the computer displays the outfit on CoCo Kid, a handsome figure serving as a mimic for the child, and with whom he or she

Bill Bernico is the author of over 200 Color Computer programs and is a frequent RAINBOW contributor whose hobbies include golf, writing music and programming. Bill is a drummer in a rock band and lives in Sheboygan, Wisconsin.

will perform fashion experiments. Once an article is selected, a color chart appears, offering sixteen choices. Color choices are numbered 0 through 9 and A through F. To alter the represented colors, simply change the PALETTE values in Line 3.

One important note on changing colors. An already colored article of clothing can be changed simply by pressing that number or letter, and the program will paint over the section. The only exception is that if you color something black, it will remain black until you restart the program by pressing R from the menu. To quit the menu press Q.

If you'd like to change or enhance the program or add additional articles of clothing like socks, earmuffs, belt, etc., simply add their letter to the menu and branch off accordingly.

(Questions or comments regarding this program may be directed to the author at 708 Michigan Ave., Sheboygan, WI 53081. Please enclose an SASE when requesting a reply.)

Listing 1: COORDINATE

```

Ø 'COPYRIGHT 1989  FALSOFT, INC
1 'CC3CCC
CoCo3 Clothes Color Co-ordinator

2 '(C)1988 FROM
  BILL BERNICO SOFTWARE

3 CLEAR 3ØØ:POKE 65497,Ø:ON BRK
GOTO 48:HSCREEN 2:HCLS 4:HCOLOR
8,4:RGB:R$="NUNDRNRLNGNF":L$="S8
L4HU8ER4FD2L2UL2D6R2UR2D2GS4":PA
LETTE 9,56:PALETTE 1Ø,6:PALETTE
11,53:PALETTE 12,61:PALETTE 13,5
2:PALETTE 14,39:PALETTE 15,35
4 HDRAW"BM18Ø,ØD191BM6Ø,5ØL4ØD1Ø
R4ØG5ØNR4ØE5ØD4ØU8R3ØU32F5ØL4ØBL
15NL2ØBR15R4ØH5ØR4ØU1ØL4ØBL3ØBD1
ØD4ØG4ØL15D1ØR3ØU1ØNL15E4ØF4ØD1Ø
R3ØU1ØL3ØR15H4ØU4ØBU1ØG15H15F3E3
BR17F3BU21R15L5ØU5R14U15R21D15R1
5D5BM79,88"+L$:HDRAW"BM111,23R56
L29ND25LD25BD14D8RNU8"
5 HDRAW"RU8BU14U25":HCIRCLE(139,
3Ø),3Ø,8,1,.55,.96:HCIRCLE(75,37
),15,8,1,.96,.55:HCIRCLE(12,55),
8:HCIRCLE(138,55),8:HDRAW"BM69,3
5"+R$+"BR12"+R$+"BM75,4Ø"+R$:HCI
RCLE(75,47),5,8,.5:HPRINT(24,5),
"COLOR":HPRINT(24,6),"WHICH":HPR
INT(24,8),"H=Hat"
6 HPRINT(24,9),"S=Sweater":HPRIN
T(24,1Ø),"P=Pants":HPRINT(24,11)
,"M=Mittens":HPRINT(24,12),"B=Bo
ots":HPRINT(24,13),"C=Cape":HPRI
NT(24,14),"L=Letter":HPRINT(24,1
5),"U=Umbrella":HPRINT(24,17),"R
=Restart":HPRINT(24,18),"Q=Quit"
:PLAY"O4T2ØF"
7 HPRINT(1,21),"The CoCo 3 Cloth
es":HPRINT(1,22),"Color Co-ordin
ator"
8 I$=INKEY$:IF I$=""THEN 8
9 IF I$="H"THEN GOSUB 27:GOTO19
1Ø IF I$="S"THEN GOSUB27:GOTO2Ø
11 IF I$="P"THEN GOSUB27:GOTO21
12 IF I$="B"THEN GOSUB27:GOTO22
13 IF I$="M"THEN GOSUB27:GOTO23
14 IF I$="C"THEN GOSUB27:GOTO24
15 IF I$="L"THEN GOSUB27:GOTO25
16 IF I$="U"THEN GOSUB27:GOTO26

```

```

17 IF I$="R"THEN RUN
18 IF I$="Q"THEN 48 ELSE 8
19 GOSUB 29:HPAINT(75,31),C,8:GO
SUB 47:GOTO 4
2Ø GOSUB 29:HPAINT(75,67),C,8:GO
SUB 47:GOTO 4
21 GOSUB 29:HPAINT(75,97),C,8:GO
SUB 47:GOTO 4
22 GOSUB29:HPAINT(25,145),C,8:HP
AINT(14Ø,145),C,8:GOSUB47:GOTO4
23 GOSUB 29:HPAINT(12,55),C,8:HP
AINT(138,55),C,8:GOSUB 47:GOTO 4
24 GOSUB 29:HPAINT(5Ø,1Ø5),C,8:H
PAINT(75,1Ø5),C,8:HPAINT(115,1Ø5
),C,8:GOSUB 47:GOTO 4
25 GOSUB 29:HPAINT(71,85),C,8:GO
SUB 47:GOTO 4
26 GOSUB 29:HPAINT(125,22),C,8:G
OSUB 47:GOTO 4
27 HLINE(192,4Ø)-(269,15Ø),PRESE
T,BF:Y=32:HCOLOR8:FOR X=Ø TO 18
STEP 2:HPRINT(22,X+4),X/2:NEXT X
:S$="R25D11L25U11BD16":HDRAW"BM1
95,3Ø":FOR X=1 TO 1Ø:HDRAW$S:HPA
INT(197,Y),X-1,8:Y=Y+17:NEXT X
28 HPAINT(197,178),9,8:Y=32:HDRA
W"BM233,3Ø":FORX=1ØTO15:HDRAW$S:
HPAINT(235,Y),X,8:Y=Y+17:NEXTX:H
PRINT(33,4),"A":HPRINT(33,6),"B"
:HPRINT(33,8),"C":HPRINT(33,1Ø),
"D":HPRINT(33,12),"E":HPRINT(33,
14),"F":HPRINT(23,1),"WHICH COLO
R?":PLAY"O5T2ØF":RETURN
29 C$=INKEY$:IF C$=""THEN 29
3Ø IF C$="Ø"THEN C=Ø:RETURN
31 IF C$="1"THEN C=1:RETURN
32 IF C$="2"THEN C=2:RETURN
33 IF C$="3"THEN C=3:RETURN
34 IF C$="4"THEN C=4:RETURN
35 IF C$="5"THEN C=5:RETURN
36 IF C$="6"THEN C=6:RETURN
37 IF C$="7"THEN C=7:RETURN
38 IF C$="8"THEN C=8:RETURN
39 IF C$="9"THEN C=9:RETURN
4Ø IF C$="A"THEN C=1Ø:RETURN
41 IF C$="B"THEN C=11:RETURN
42 IF C$="C"THEN C=12:RETURN
43 IF C$="D"THEN C=13:RETURN
44 IF C$="E"THEN C=14:RETURN
45 IF C$="F"THEN C=15:RETURN
46 GOTO 29
47 HLINE(184,7)-(278,185),PRESET
,BF:RETURN
48 POKE65496,Ø:RGB:WIDTH32:END

```





Keep track of credit card balances and transactions



Stretch It to the Limit

By Mary and James Lamonica

This program is about limits. Here's a scenario: You find yourself in Radio Shack in the middle of a spectacular sale and finally decide to get that new piece of hardware you've always wanted. You walk to the counter to pay and hand the clerk your credit card. After a few minutes, to your shocked surprise the clerk says those five embarrassing words, "You are over your limit!"

Credit Card Balance can't raise your credit limit, but it can help you keep

track of credit card transactions and balances. The program allows you to keep track of up to ten credit accounts of up to 300 transactions each. It automatically figures your balance and projects the monthly interest for that account.

Ten accounts of 300 transactions each, with each transaction giving the date, place and amount, requires over 108K of memory, obviously greater than the CoCo 2's capacity. However, if you have a disk drive, you can use it for additional memory. This is done by creating record files on the disk and only accessing those records needed at any one time. Line 6140 gives an example of how to open a direct access file.

The OPEN"D" command tells the computer to open a direct access file. When

you use the OPEN"I" or OPEN"O" commands, you are opening for input or output of a sequential file. Data is saved one piece after another. With a direct access file, data is saved in parts called records. You can enter and call up any part of the file at any time. In a sequential file, you must read in the entire file.

The number 2 tells the computer you are using Buffer 2 to input and output data. F\$ is the filename, or in this case, the name of the credit card. The filename may not be longer than eight characters, so we shorten it by using the LEFT\$ command in Line 6130. The file must have the extension /DAT. The ,36 at the end of the line tells the computer that each record is 36 characters long.

The Lamonicas live in El Paso, Texas, where Mary teaches algebra and consumer math at Irvin High School. James teaches social studies at Henderson Middle School.

In Line 6160 the record divides into three fields using the FIELD command. You must tell the computer how long each field is going to be.

Once again the number 2 refers to Buffer 2. The command BASTD\$(1) tells the computer to reserve eight characters of space for the command TD\$(1), which in this case is the date. 20ASTD\$(2) reserves 20 characters for the transaction. And BASTD\$(3) reserves eight characters for the amount of each transaction. It is important to save numeric values as strings for this type of filing system. The GET and PUT commands get or put records onto the disk.

Your Tandy CoCo disk drive divides data into 68 granules of 2,304 bytes each for a total of 156,672 bytes. At 36 characters per record, we can save 64 records per granule or 4352 records per disk. Unfortunately, we need room for the program and an organizing file called ACCOUNTS.

For more information on this type of data storage, refer to Page 49 of Tandy's *Color Computer Disk System, Owners Manual & Programming Guide*.

The one major drawback to this system is its slowness. Every time you need data, the CoCo must go to the disk rather than to its own memory. It is worthwhile, though, if you've reached the limit of your computer memory.

Getting Started

First you need a blank formatted disk, which must remain in the drive while you are using the program. Enter the program into your CoCo. If you have only a 16K machine, change lines 2, 3 and 4099 to the following:

```
2 CLEAR4700
3 DIMT$(100,3)
4099 IFTN>100THEN4200
```

This allows only 100 transactions for each account. Save the program to the new disk. The program is 5.8K long, but it uses over 26K so Line 1 clears out the graphics pages.

When you run the program, press Y if you have no existing accounts on the disk. This takes you to the subroutine that allows you to establish up to 10 new accounts. When asked for the account number, choose from 1 to 10. Whenever you are asked for an account or transaction number, entering 0 will return you to the menu. You will then be asked to enter the account name, its credit limit, the beginning balance, the monthly interest rate (if you have only the yearly interest rate, divide that by 12), and the phone number to call to report a lost card. This information is then automatically saved into a sequential file called ACCOUNTS/DAT.

If you already have accounts on file, press N at the first screen. This takes you to the main menu. You can return here by pressing 0 any time you are asked for an account number. Here you are given five choices:

- View Data (1)
- Print Data (2)
- Add Accounts (3)
- Add Data (4)
- Edit Data (5)

View Data allows you to see the transactions for each account. You can choose which transaction you want to see and then move through all of them with the up- and down-arrow keys. At the bottom of the screen a summary of the account is given. This is done for each function.

Print Data allows you to print out all or any part of

AS	Array for the account data
	Account name
	Account phone number
A	Array for the numeric account data
	Account limit
	Beginning balance
	Monthly periodic interest rate
TS	Array for transaction data
	Date of transaction
	Place of transaction
	Amount of transaction
AN	Account number
TN	Transaction or record number
CU	Credit used
IP	Projected interest payment
C	Credits to accounts
TP	Total payments
TC	Total credits
TI	Total interest
T	Total charges

Variable List

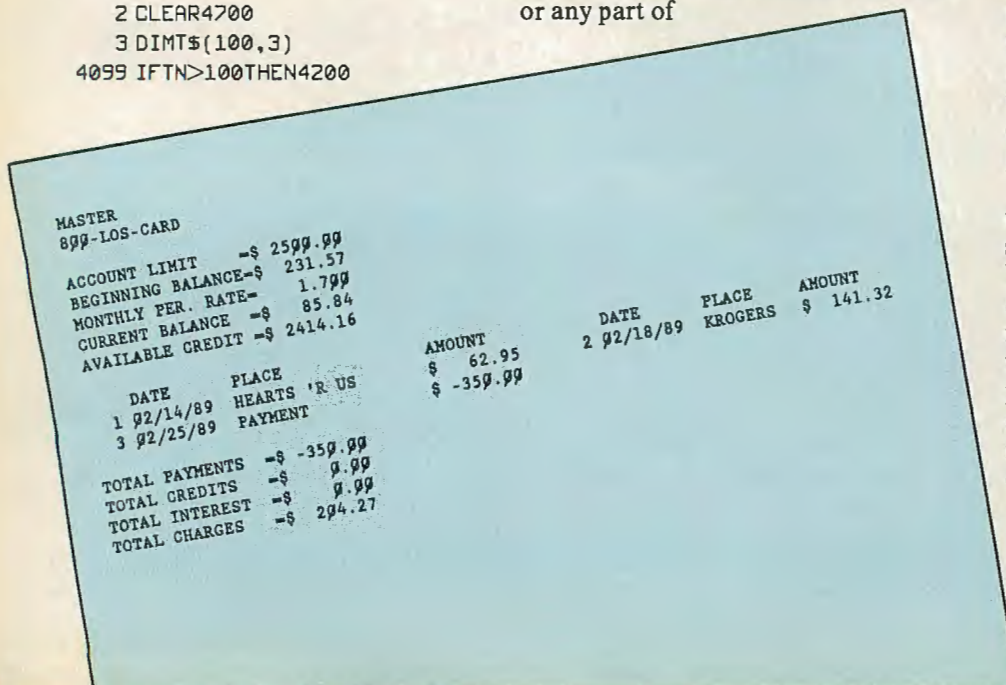
- 1-34 Set up the program and creates main menu
- 1000-1200 Allow for viewing data
- 2000-2240 Print routine
- 3000-3150 Allow for adding new accounts
- 4000-4215 Allow for adding transactions
- 5000-5280 Allow for editing of transactions
- 6000-6050 Routine to print accounts on the screen
- 6060-6090 Routine to print account summary on the screen
- 6100-6250 Get account data from the disk

Program Line Summary

the transaction you want. It asks you which transaction to start and end with, allowing the computer to create a printout to compare with your monthly statement. The totals printed at the bottom are for the transaction set you choose. This allows for monthly or yearly totals.

The Add Accounts function allows the addition of more accounts to the system with a maximum number of 10. You can also use this screen to delete an account. Simply choose an account number already in use, and enter "" when asked for the account name. If you accidentally choose the wrong account number, enter Q in the account name and start over. As soon as you enter a new account name, it appears on the screen next to its number.

The Add Data function is the heart of the program. Here, you can add individual transactions as they



occur, providing a current account of your available credit.

There are three key words to be aware of. When the program asks for place, put the name of the business where you used the credit card. To deduct payments or credits from your account,

type PAYMENT or CREDIT for the place. You do not need to enter a negative amount. To enter interest charges, type INTEREST.

Edit Data allows you to make corrections if you enter an incorrect amount, date or place. The program will even

adjust to changing charges to credits or payments.

(Questions or comments may be directed to the authors at 10456 Orpheus, El Paso, TX 79924. Please enclose an SASE when requesting a reply.)

✓	30239	4170223
	114045	511045
	2140201	5240216
	2214137	610086
	2228183	END231
	313010		

The Listing: CREDIT

```

Ø 'COPYRIGHT 1989  FALSOFT,INC
1 PMODEØ:PCLEAR1
2 CLEAR14ØØØ
3 DIMT$(3ØØ,3)
5 DIMA$(1Ø,2):DIMA(1Ø,3)
6 DATA DATE,PLACE,AMOUNT
1Ø CLS(Ø):PRINT@64,"":PRINT@64,"
IF YOU HAVE NO ACCOUNTS ON FILE,
PRESS <Y> AND YOU WILL GO TO THE
ADD ACCOUNTS SUBROUTINE.
PRESS <N> TO GO TO MAIN MENU"
11 I$=INKEY$
12 IFI$="Y"ORI$="Y"THENGOSUB3ØØØ
:GOTO15
13 IFI$="N"THEN15
14 IFI$<>"Y"ORI$<>"N"THEN11
15 OPEN"I",#1,"ACCOUNTS/DAT"
16 FORX=1TO1Ø:FOR Y=1TO2:INPUT#1,
A$(X,Y):NEXT Y:FOR Z=1TO3:INPUT#1,
A(X,Z):NEXT Z:NEXT X
17 CLOSE#1
19 CLS(Ø):PRINT@73,"credit";:PRI
NT@8Ø,"cards";
2Ø PRINT@168,"VIEW DATA (1)";:
PRINT@2ØØ,"PRINT DATA (2)";:PRI
NT@232,"ADD ACCOUNT (3)";:PRINT@
264,"ADD DATA (4)";:PRINT@296
,"EDIT DATA (5)";:PRINT@359,"C
HOOSE A FUNCTION";
3Ø I$=INKEY$

```

```

31 IFI$=""THEN3Ø
32 ONVAL(I$)GOSUB1ØØØ,2ØØØ,3ØØØ,
4ØØØ,5ØØØ
34 GOTO19
1ØØØ CLS(6):PRINT@11,"view";:PRI
NT@16,"data";
1ØØ5 CLOSE#2
1Ø1Ø GOSUB 6ØØØ
1Ø2Ø GOSUB61ØØ
1Ø25 IFAN=ØTHENCLOSE#2:RETURN
1Ø3Ø CLS(6):PRINT@11,"view";:PRI
NT@16,"data";
1Ø4Ø GOSUB6ØØØ
1Ø5Ø PRINT@16Ø,"INPUT TRANSACTIO
N NUMBER";:INPUTVT
1Ø55 IFVT=ØTHEN119Ø
1Ø6Ø IF VT<Ø OR VT>TN THEN 1Ø5Ø
1Ø7Ø PRINT@16Ø,"":PRINT@16Ø,"UP
& DOWN ARROWS TO VIEW Q=QUIT";
1Ø8Ø FOR X=1TO3
1Ø9Ø READD$

```

REVIEWED:
JAN 1989

REVIEWED
JAN 1989

MJK & MJK3 DOS WHY BUY ADOS 3 WHEN YOU CAN HAVE THIS!



New: MJK DOS for COCO 1 & 2 \$29.95
MJK3 DOS for COCO 3 \$39.95
MOST POWERFUL OPERATING SYSTEM FOR THE COCO EVER! Allows up to 3 DS-80 track drives or 35/40T drives. The DS-80 drives are software configurable too.

*****Standard Radio Shack* 35T format*****

in order to maintain compatibility. Wildcard DIR, COPY, & KILL in one run or one at a time upon user prompt. All the files can be displayed alphabetically, including the date that the file was saved. Use the powerful CHAIN command to use programs of any length. FULL SCREEN EDITOR & FULLY SPELLED OUT ERROR NAMES. Hit one key to repeat the last command.

40 NEW COMMANDS & FUNCTIONS CHAIN, AUTO, DATE, CAT (two columns of directory with only the filenames & extensions), WAIT RUNM, BAUD, FIND, OLD, DATES, (string in basic program). LCOPY (groups of basic lines). REPL (to replace a string). TYPE (list a text file on screen/printer). SPLIT or JOIN basic lines. SAY for real spoken text, word peek & poke and many more...

ALLOWS YOU TO READ/WRITE/FORMAT 35/40 DISKS ON AN 80T DRIVE
***** EPROMABLE ***** FREE UPDATES FOR 1 YEAR ****

MJK512 DOS(COCO3-512K) \$49.95

BUILT IN RAM DISK & RAM TEST COMMANDS + 5 MORE

MONITOR-DISASSEMBLER (COCO 1, 2 & 3)	\$29.95
SOURCE-CODE/LABEL GENERATOR (COCO 1, 2 & 3)	\$39.95
JB REMOTE RS-232 PACK DRIVER FOR BBS etc. (COCO 1, 2 & 3)	\$19.95
NEWKEY (COCO 3) NEW KEY SCAN — gives you true ALT & CTRL	\$15.00
NEWKEY 232 (COCO 3) — JB REMOTE and NEWKEY in one package	\$25.00
RTC — REAL TIME HARDWARE CLOCK for the COCO 1, 2 & 3	\$35.00
ROM PACK — FOR RTC CLOCK	\$15.00

LIMITED TIME OFFER!
RETURN YOUR OLD ADOS OR ADOS3 DISK AND DOC'S AND GET \$15.00 OFF YOUR MJK512 DOS. I GIVE YOU CREDIT FOR THEIR DOS. DO THEY DO THE SAME? (original disks & doc's only *no copies*)

CALL OR WRITE (COD ORDERS OK)

COCO CONNECTION OF PHILA, PA.
5003 B ST.

PHILA., PA. 19120-3929

PHONE= 215-457-1809 VOICE

BBS PHONE= 215-457-7478 (300/1200) (8.N.1)

COMPU SERVE ID= 72317,437 (LEAVE PHONE #)

DELPHI ID= COCOCONNECT

SPECIAL OFFER

for owners of VIP Writer, Telewriter, Textpro and Word Power. You can step up to the dazzling MAX-10 for only \$49.95. Send proof of purchase (original disk or first page of original manual) with your order.

Max-10: the only super fast word processor with "What You See Is What You Get" and Graphics. See around page 19 for full details and ordering info. VIP Writer, Telewriter, Textpro and Word Power are trademarks of SD Enterprises, Cognitec, Cer-Comp, and Microcom Software, respectively.

```

1100 PRINT@192+(X*32),D$+"="+T$(
VT,X)
1105 PRINT@240,"TRANSACTION";VT
1110 NEXTX
1120 RESTORE
1130 I$=INKEY$
1140 IF I$="Q" THEN 1190
1150 IF I$=CHR$(10) THEN VT=VT-1
1155 IF VT<1 THEN VT=TN
1160 IF I$=CHR$(94) THEN VT=VT+1
1165 IF VT>TN THEN VT=1
1170 IF I$=CHR$(10) OR I$=CHR$(94)
) THEN 1080
1180 GOTO 1130
1190 CLOSE#2:TN=0:VT=0
1200 GOTO 1000
2000 REM PRINT ROUTINE
2010 CLS(2):PRINT@12,"print";:PR
INT@18,"data";
2020 GOSUB6000
2030 GOSUB6100
2040 IFAN=0THENCLOSE#2:RETURN
2050 CLS(2):PRINT@12,"print";:PR
INT@18,"data";
2060 GOSUB6060
2070 CLOSE#2
2080 PRINT@160,"ENTER THE RANGE
OF TRANSACTIONS"
2090 PRINT@224,"START AT=";:INPU
TST:PRINT@240,"END WITH=";:INPUT
ET
2095 IFST<1 OR ET>TN THEN 2090
2100 PRINT#-2,CHR$(27)CHR$(23)
2110 PU$="$#####.##"
2120 PRINT#-2,A$(AN,1)
2130 PRINT#-2,A$(AN,2)
2135 PRINT#-2,""
2140 PRINT#-2,"ACCOUNT LIMIT
=";:PRINT#-2,USINGPU$;A(AN,1)
2150 PRINT#-2,"BEGINNING BALANCE
=";:PRINT#-2,USINGPU$;A(AN,2)
2160 PRINT#-2,"MONTHLY PER. RATE
=";:PRINT#-2,USING"#####.###";A(
AN,3)
2170 PRINT#-2,"CURRENT BALANCE
=";:PRINT#-2,USINGPU$;A(AN,2)+CU
2180 PRINT#-2,"AVAILABLE CREDIT
=";:PRINT#-2,USINGPU$;A(AN,1)-(A
(AN,2)+CU)
2184 PRINT#-2,""
2185 H$="      DATE      PLACE
          AMOUNT      DAT
E      PLACE      AMOU
NT"
2186 PRINT#-2,H$
2190 FOR X=ST TO ET STEP 2
2195 IF(X+1)=82 OR (X+1)=162 OR
(X+1)=242 THENPRINT#-2,CHR$(12):
PRINT#-2,"":PRINT#-2,"":PRINT#-2

```

```

,H$H$
2200 PRINT#-2,USING"###";X;:PRIN
T#-2," ";T$(X,1);" ";T$(X,2);"
";:PRINT#-2,USINGPU$;VAL(T$(X,3)
);
2213 Y=X+1
2214 IF Y>TN THEN PRINT#-2,"":GO
TO2216
2215 PRINT#-2,"      ";:PRINT#-2,U
SING"###";Y;:PRINT#-2," ";T$(Y,1
);" ";T$(Y,2);" ";:PRINT#-2,USI
NGPU$;VAL(T$(Y,3))
2216 IFLEFT$(T$(X,2),7)="PAYMENT
"THENTP=TP+VAL(T$(X,3))
2217 IFLEFT$(T$(Y,2),7)="PAYMENT
"THENTP=TP+VAL(T$(Y,3))
2218 IFLEFT$(T$(X,2),6)="CREDIT"
THENTC=TC+VAL(T$(X,3))
2219 IFLEFT$(T$(Y,2),6)="CREDIT"
THENTC=TC+VAL(T$(Y,3))
2220 IFLEFT$(T$(X,2),8)="INTERES
T"THENTI=TI+VAL(T$(X,3))
2221 IFLEFT$(T$(Y,2),8)="INTERES
T"THENTI=TI+VAL(T$(Y,3))
2222 IF VAL(T$(X,3))>0 THEN T=T+
VAL(T$(X,3))
2223 IF VAL(T$(Y,3))>0 THEN T=T+
VAL(T$(Y,3))
2224 NEXTX
2225 PRINT#-2,"":PRINT#-2,"TOTAL
PAYMENTS  =";:PRINT#-2,USINGPU$
;TP
2226 PRINT#-2,"TOTAL CREDITS  =
";:PRINT#-2,USINGPU$;TC
2227 PRINT#-2,"TOTAL INTEREST  =
";:PRINT#-2,USINGPU$;TI
2228 PRINT#-2,"TOTAL CHARGES  =
";:PRINT#-2,USINGPU$;T-TI
2230 PRINT#-2,CHR$(12)
2240 TP=0:TC=0:TI=0:T=0:GOTO2000
3000 CLS(3):I$=""
3005 PRINT@11,"add accounts";
3010 GOSUB6000
3020 PRINT@384,"INPUT THE ACCOUN
T NUMBER";:INPUTAN
3025 IFAN=0THENRETURN
3030 PRINT@384,"":PRINT@384,"ACC
OUNT NAME";:INPUTA$(AN,1)
3035 GOSUB6000
3040 PRINT@384,"":PRINT@384,"ACC
OUNT LIMIT";:INPUTA(AN,1)
3050 PRINT@384,"":PRINT@384,"BEG
INNING BALANCE";:INPUTA(AN,2)
3060 PRINT@384,"":PRINT@384,"MON
THLY INTEREST %";:INPUTA(AN,3)
3070 PRINT@384,"":PRINT@384,"LOS
T CARD PHONE #";:INPUTA$(AN,2)
3080 PRINT@384,"":PRINT@384,"ADD
ANOTHER ACOUNT (Y/N)";:INPUTY$

```

```

3090 IFY$="Y"THEN3000
3100 OPEN"O",#1,"ACCOUNTS/DAT"
3110 FORX=1TO10
3120 FORY=1TO2:WRITE#1,A$(X,Y):N
EXTY
3130 FORZ=1TO3:WRITE#1,A(X,Z):NE
XTZ
3140 NEXTX
3150 CLOSE#1:RETURN
4000 CLS(4):GOSUB6000
4010 PRINT@13,"add";:PRINT@17,"d
ata";
4020 GOSUB6100
4030 IFAN=0THENCLOSE#2:RETURN
4090 CLS(4):PRINT@13,"add";:PRIN
T@17,"data";
4098 GOSUB6060
4099 IFTN>3000THEN4200
4100 PRINT@96,"ENTER DATA FOR TR
ANSACTION";TN+1
4103 FIELD#2,8ASTD$(1),20ASTD$(2
),8ASTD$(3)
4105 TN=TN+1
4110 FORX=1TO3
4120 READD$
4130 PRINT@128+(X*32),"ENTER THE

```

The RAINBOW

THE COLOR COMPUTER MONTHLY MAGAZINE

Back Issue Availability

For greater convenience, order RAINBOW Back Issues through the Rainbow Magazine Services area of our Delphi CoCo SIG.

BACK ISSUES STILL AVAILABLE

Have you explored the wealth of information in our past issues? From our very first, four-page issue to many with more than 300 pages of material, it's all just for CoCo users — a great way to expand your library!

A WORLD OF INFO AT A BARGAIN PRICE

All back issues sell for the single issue cover price. In addition, there is a \$3.50 charge for the first issue, plus 50 cents for each additional issue for postage and handling if sent by United Parcel Service. There is a \$5 charge for the first issue, plus a \$1 charge for each additional issue on orders sent by U.S. Mail. UPS *will not* deliver to a post office box or to another country.

MOST ISSUES STILL AVAILABLE

Issues July 1981 through June 1982 are available on white paper in a reprint form. All others are in regular magazine form. VISA, MasterCard and American Express accepted. Kentucky residents please add 5 percent state sales tax. In order to hold down costs, we do not bill, and no C.O.D. orders are accepted.

Due to heavy demand, we suggest you order the back issues you want now while supplies last.

To check availability and order, review and fill out the form on the next page and mail it with your payment to:

THE RAINBOW
The Falsoft Building
P.O. Box 385
Prospect, KY 40059

Alpha Software Technologies

OS9 Level II BBS Releases 2.0

System comes complete and ready to run. Use the built in menus or create your own. Run your own programs or games on-line! Complete message system included. File transfer system supports Xmodem and Ymodem as well as keyword searching! Even comes with it's own Terminal program

512k OS9 Level II and RS-232 Pak Required.....\$29.95

The Kapper (Multi-Vue compatible)

This wonderful utility allows you to patch anything! Patch commands directly on the disk and fix CRCs automatically! Even allows you to patch the OS9boot file without making a new boot disk! Save files that have been lost or deleted! Fix crashed disks! Hundreds of uses!

64k OS9 Level I or II required.....\$19.95

Disk Manager Tree (Multi-Vue compatible)

This versatile utility makes your OS9 life a breeze! No more fighting with complex directory structures. No more searching for files and typing long path names. Everything is displayed using windows. Allows you to change, create, and delete directories quickly. Also allows you to copy, view and delete files easily. Great for the OS9 beginner!

512k OS9 Level II Required.....\$29.95

Level II Tools

Finally OS9 life becomes easy! With these great utilities you'll be using OS9 like a pro! Complete wildcard, Tree, and Windowing utilities make OS9 easy to use. 25 great utilities for only \$24.95!

128k OS9 Level II Required.....\$24.95

Wrap One (Multi-Vue compatible)

Finally a complete OS9 Level II windowing terminal! Many features include Auto Dial & Macro, File transfers, buffer capture, on-line timer, chat-mode and much, much more! Windows make it super easy to use!

512k OS9 Level II and RS-232 Pak Required.....\$34.95

Multi-Menu (Multi-Vue compatible)

Easily create your own pop-down menus with this great utility! No programming experience necessary! Run any OS9 command or program from a menu. Menu creation is simple and easy! See the menu as it develops. A must for any Multi-Vue user!

512k OS9 Level II and Multi-Vue required.....\$19.95

New! Presto-Partner (Multi-Vue compatible)

The first RAM-resident software for the COCO 3! Many features include A Note-pad with auto-calculator, a calendar with alarm, and a phone book with auto-dial! This program will organize your entire life!

512k OS9 Level II Required.....\$29.95

Send check or money order to: Alpha Software Technologies

P.O. Box 16522

Hattiesburg MS. 39402

Or call: (601) 266-2773. Please add \$3.00 Shipping and handling. C.O.D. Orders add an additional \$2.00

BACK ISSUE ORDER FORM

(See overleaf for instructions.)

Please send me the following back issues:

MONTH/YEAR	PRICE	MONTH/YEAR	PRICE
VOLUME 1			
JUL '81	Premier Issue \$2.00 <input type="checkbox"/>	AUG '85	Games \$3.95 <input type="checkbox"/>
AUG '81	\$2.00 <input type="checkbox"/>	SEP '85	Education \$3.95 <input type="checkbox"/>
SEP '81	Education \$2.00 <input type="checkbox"/>	OCT '85	Graphics \$3.95 <input type="checkbox"/>
OCT '81	Printer \$2.00 <input type="checkbox"/>	NOV '85	Data Comm. \$3.95 <input type="checkbox"/>
NOV '81	\$2.00 <input type="checkbox"/>	JAN '86	Beginners \$3.95 <input type="checkbox"/>
DEC '81	Holiday \$2.00 <input type="checkbox"/>	FEB '86	Utilities \$3.95 <input type="checkbox"/>
JAN '82	\$2.00 <input type="checkbox"/>	MAR '86	Business \$3.95 <input type="checkbox"/>
FEB '82	\$2.00 <input type="checkbox"/>	APR '86	Home Help \$3.95 <input type="checkbox"/>
APR '82	\$2.50 <input type="checkbox"/>	MAY '86	Printer \$3.95 <input type="checkbox"/>
JUN '82	\$2.50 <input type="checkbox"/>	JUN '86	Music \$3.95 <input type="checkbox"/>
		JUL '86	Anniversary \$3.95 <input type="checkbox"/>
VOLUME 2			
JUN '83	Printers \$2.95 <input type="checkbox"/>	AUG '86	Games \$3.95 <input type="checkbox"/>
JUL '83	Anniversary \$2.95 <input type="checkbox"/>	SEP '86	Education \$3.95 <input type="checkbox"/>
VOLUME 3			
AUG '83	Games \$2.95 <input type="checkbox"/>	OCT '86	Graphics \$3.95 <input type="checkbox"/>
SEP '83	Education \$2.95 <input type="checkbox"/>	NOV '86	Data Comm. \$3.95 <input type="checkbox"/>
OCT '83	Graphics \$3.95 <input type="checkbox"/>	DEC '86	Holiday \$3.95 <input type="checkbox"/>
DEC '83	Holiday \$3.95 <input type="checkbox"/>	JAN '87	Beginners \$3.95 <input type="checkbox"/>
MAR '84	Business \$3.95 <input type="checkbox"/>	FEB '87	Utilities \$3.95 <input type="checkbox"/>
APR '84	Gaming \$3.95 <input type="checkbox"/>	MAR '87	Business \$3.95 <input type="checkbox"/>
MAY '84	Printer \$3.95 <input type="checkbox"/>	APR '87	Home Help \$3.95 <input type="checkbox"/>
JUN '84	Music \$3.95 <input type="checkbox"/>	MAY '87	Printer \$3.95 <input type="checkbox"/>
JUL '84	Anniversary \$3.95 <input type="checkbox"/>	JUN '87	Music \$3.95 <input type="checkbox"/>
		JUL '87	Anniversary \$3.95 <input type="checkbox"/>
VOLUME 4			
AUG '84	Games \$3.95 <input type="checkbox"/>	AUG '87	Games \$3.95 <input type="checkbox"/>
SEP '84	Education \$3.95 <input type="checkbox"/>	SEP '87	Education \$3.95 <input type="checkbox"/>
OCT '84	Graphics \$3.95 <input type="checkbox"/>	OCT '87	Graphics \$3.95 <input type="checkbox"/>
NOV '84	Data Comm. \$3.95 <input type="checkbox"/>	NOV '87	Data Comm. \$3.95 <input type="checkbox"/>
DEC '84	Holiday \$3.95 <input type="checkbox"/>	DEC '87	Holiday \$3.95 <input type="checkbox"/>
JAN '85	Beginners \$3.95 <input type="checkbox"/>	JAN '88	Beginners \$3.95 <input type="checkbox"/>
FEB '85	Utilities \$3.95 <input type="checkbox"/>	FEB '88	Utilities \$3.95 <input type="checkbox"/>
MAR '85	Business \$3.95 <input type="checkbox"/>	MAR '88	Business \$3.95 <input type="checkbox"/>
APR '85	Simulations \$3.95 <input type="checkbox"/>	APR '88	Home Help \$3.95 <input type="checkbox"/>
MAY '85	Printer \$3.95 <input type="checkbox"/>	MAY '88	Printer \$3.95 <input type="checkbox"/>
JUN '85	Music \$3.95 <input type="checkbox"/>	JUN '88	Music \$3.95 <input type="checkbox"/>
JUL '85	Anniversary \$3.95 <input type="checkbox"/>	JUL '88	Anniversary \$3.95 <input type="checkbox"/>
VOLUME 5			
VOLUME 6			
VOLUME 7			
VOLUME 8			
AUG '88	Games \$3.95 <input type="checkbox"/>		
SEP '88	Education \$3.95 <input type="checkbox"/>		
OCT '88	Graphics \$3.95 <input type="checkbox"/>		
NOV '88	Data Comm. \$3.95 <input type="checkbox"/>		
DEC '88	Holiday \$3.95 <input type="checkbox"/>		
JAN '89	Beginners \$3.95 <input type="checkbox"/>		
FEB '89	Home Help \$3.95 <input type="checkbox"/>		
MAR '89	Hardware \$3.95 <input type="checkbox"/>		
APR '89	Business \$3.95 <input type="checkbox"/>		

RAINBOW INDEX A complete index to the first three years, July 1981 through June 1984, is printed in the July 1984 issue. Separate copies are available for \$2.50

The Fourth, Fifth and Sixth Year Indexes including RAINBOW ON TAPE are printed in the July 1985, 1986 and 1987 issues, respectively. The Seventh Year Index is printed in the July 1988 issue.

TOTAL _____
 KY RESIDENTS ADD 5% _____
 U.S. MAIL CHARGE _____
 SHIPPING & HANDLING _____
 U.P.S. CHARGE _____
TOTAL AMOUNT _____
ENCLOSED _____

Article Reprints

In instances where a given issue is now out of print and not available for purchase, we do provide photocopies of specific articles. The cost for this service is \$1.50 plus 50 cents S/H per article. This service is provided *only* in the case of out-of-stock issues.

Name _____

Address _____

City _____ State _____ ZIP _____

Payment Enclosed, or

Charge to my: VISA MC AE

CARD # _____

EXPIRATION DATE _____ PHONE () _____

SIGNATURE _____

TO ORDER BY PHONE (credit card orders only) call (800) 847-0309, 8 a.m. to 5 p.m. EST. All other inquiries call (502) 228-4492.

```

";D$;:INPUTT$(TN,X)
4132 IFT$(TN,X)="Q"THENRESTORE:G
OTO4200
4134 IFT$(TN,2)="PAYMENT"ORT$(TN
,2)="CREDIT"THENC=VAL(T$(TN,3)):
C=C*-1:T$(TN,3)=STR$(C)
4140 LSETTD$(X)=T$(TN,X)
4150 NEXTX
4152 RESTORE
4154 PUT#2,TN
4156 GOSUB6060
4160 PRINT@320,"ENTER ANOTHER TR
ANSACTION (Y/N)"
4170 I$=INKEY$
4180 IFI$="Y"THEN4090
4190 IFI$="N"THEN4200
4195 IFI$<>"Y"ORIS$<>"N"THEN4170
4200 CU=0:TN=0:CLOSE#2
4210 GOTO4000
4215 GOSUB6000
5000 CLS(5):PRINT@12,"edit";:PRI
NT@17,"data";
5010 GOSUB6000
5020 GOSUB6100
5025 IFAN=0THENCLOSE#2:RETURN
5030 CLS(5):PRINT@12,"edit";:PRI
NT@17,"data";
5040 GOSUB6060
5050 PRINT@160,"INPUT TRANSCRIPTIO
N # TO EDIT";:INPUTVT
5060 IF VT<0 OR VT>TN THEN 5050
5065 IFVT=0THEN5270
5070 PRINT@160,"PRESS 1 2 OR 3 T
O EDIT OR Q=QUIT";
5080 FORX=1TO3
5090 READD$
5100 PRINT@192+(X*32),"<"X;">";
D$+"="+T$(VT,X)
5110 NEXTX
5120 RESTORE
5130 I$=INKEY$
5140 IF I$="Q" THENRETURN
5150 IF VAL(I$)<1 OR VAL(I$)>3 T
HEN 5130 ELSE 5160
5160 FORX=1TO3:PRINT@192+(X*32),
"":NEXTX
5170 FORX=1TOVAL(I$):READD$:NEXT
X
5180 PRINT@224,"CURRENT "+D$+"="
+T$(VT,VAL(I$))
5190 PRINT@289,"CHANGE TO=";:INP
UTT$(VT,VAL(I$))
5200 IFT$(VT,VAL(I$))="Q"THEN500
0
5203 IFVAL(T$(VT,3))<0ANDLEFT$(T
$(VT,2),7)="PAYMENT"ORVAL(T$(VT,
3))<0ANDLEFT$(T$(VT,2),6)="CREDI
T"THEN5210
5205 IFLEFT$(T$(VT,2),7)="PAYMEN
T" OR LEFT$(T$(VT,2),6)="CREDIT"
THEN C=VAL(T$(VT,3)):C=C*-1:T$(

```

```

VT, 3)=STR$(C):GOTO5210
5206 IFLEFT$(T$(VT, 2), 7) <> "PAYME
NT" ORLEFT$(T$(VT, 2), 6) <> "CREDIT"
THENC=ABS(VAL(T$(VT, 3))):T$(VT, 3
)=STR$(C)
5210 GOSUB6060
5240 FIELD#2, 8ASTD$(1), 20ASTD$(2
), 8ASTD$(3)
5250 FORX=1TO3:LSETTD$(X)=T$(VT,
X):NEXTX
5260 PUT#2, VT
5270 RESTORE:TN=0:VT=0:CLOSE#2
5280 GOTO5000
6000 REM PRINTS ACCOUNTS ON SCRE
EN
6010 FORX=1TO5
6020 PRINT@(2+(64*X)), X;LEFT$(A$(
X, 1), 10);
6030 PRINT@(16+(64*X)), (X+5);LEF
T$(A$(X+5, 1), 10);
6040 NEXTX
6050 RETURN
6060 CU=0:FORX=1TOTN:CU=CU+VAL(T
$(X, 3)):NEXTX
6065 IP=(A(AN, 3)/100)*(A(AN, 2)+C
U)
6070 PRINT@384, "CREDIT LINE=";A(
AN, 1):PRINT"USED=";A(AN, 2)+CU:PR
INT"AVAILABLE=";INT(A(AN, 1)-(A(

```

```

N, 2)+CU)
6075 PRINT"APPROXIMATE INTEREST="
";:PRINTUSING"####.##";IP;
6080 PRINT@32, TN;"TRANSACTIONS O
N ";A$(AN, 1)
6090 RETURN
6100 TN=0:PRINT@384, "INPUT THE A
CCOUNT NUMBER";:INPUTAN
6110 IFAN<0 OR AN>10 THEN 6100
6112 IF AN=0 THEN RETURN
6115 IF A$(AN, 1)="" THEN 6100
6120 PRINT@384, "":PRINT@384, "LOA
DING DATA FOR ";A$(AN, 1)
6130 IFLEN(A$(AN, 1))>8 THEN F$=LEF
T$(A$(AN, 1), 8) ELSE F$=A$(AN, 1)
6135 FORX=1TO300:T$(X, 3)="" :NEXT
X
6140 OPEN"D", #2, F$+"/DAT", 36
6150 IFLOF(2)=0 THEN RETURN
6160 FIELD#2, 8ASTD$(1), 20ASTD$(2
), 8ASTD$(3)
6170 TN=TN+1
6180 GET#2, TN
6190 FORX=1TO3
6200 T$(TN, X)=TD$(X)
6210 NEXTX
6230 PRINT@480, "RECORD #";TN;
6240 IF LOF(2) <> TN THEN 6170
6250 RETURN

```

SPECIAL EVENT!

COCO GALLERY LIVE SHOWCASE YOUR BEST AT RAINBOWFEST

We are taking the popular "CoCo Gallery" on the road to RAINBOWfest Chicago — and we'd like you to submit your own graphics creations to be exhibited at the show!

RULES

- You can enter color or black-and-white photographs or printouts of your original artwork produced on the CoCo 1, 2 or 3. Entries must be framed, mounted or matted, and may not be smaller than 5-by-7 inches or larger than 11-by-14 inches.
- Don't send us anything owned by someone else; this means no game screens, digitized images from TV programs or material that's already been submitted elsewhere. A digitized copy of a picture that appears in a book or magazine is **not** an original work.
- Along with your entry, send a cover letter with your name, address and phone number, detailing how you created your picture (what programs you used, etc.). Please include a few facts about yourself, too!
- Your name, address and phone number, along with the title of your work, must be clearly marked on the back of each entry, and a disk copy of each piece must also be included.
- Entries must be mailed to THE RAINBOW before March 31, 1989, or brought to the RAINBOWfest registration booth by 10 a.m., Saturday, April 15th.
- All entries to CoCo Gallery Live become the property of Falsoft, Inc., all rights are reserved.

There will be two categories: one for graphics produced on the CoCo 1 and 2, and one for CoCo 3 graphics. Several awards will be made in each category. Winners will be determined by votes from RAINBOWfest attendees. In case of any ties, winners will be determined by our chief judge, CoCo Cat.

Prizes and ribbons will be presented Sunday, April 16, 1989, and winning entries will be published in the August '89 issue of THE RAINBOW. Send your entry to "CoCo Gallery Live," THE RAINBOW, 9509 U.S. Highway 42, Prospect, KY 40059.

RAINBOW FEST CHICAGO April 14-16

RAINBOWfest is the only computer show dedicated exclusively to your Tandy Color Computer.

Nowhere else will you see as many CoCo-related products or be able to attend free seminars conducted by the top Color Computer experts. It's like receiving the latest issue of THE RAINBOW in your mailbox!

RAINBOWfest is a **great opportunity** for commercial programmers **to show off new and innovative products for the first time.** Chicago is the show to get information on capabilities for the CoCo, along with a terrific selection of the latest CoCo software. In exhibit after exhibit, there will be demonstrations, opportunities to experiment with software and hardware, and special RAINBOWfest prices.

Set your own pace between visiting exhibits and attending the valuable, free seminars on all aspects of your CoCo — from improving BASIC skills to working with the sophisticated OS-9 operating system.

Many people who write for THE RAINBOW — as well as those who are written about — are there to meet you and answer questions. You'll also meet lots of other people who share your interest in the Color Computer. It's a person-to-person event and a tremendous learning experience in a fun and relaxed atmosphere.

A special feature of RAINBOWfest is the **CoCo Gallery Live Showcase**, where CoCo artists enter their own graphics creations for display at the show. Cash prizes are presented and winning entries are decided by votes from RAINBOWfest attendees. (See the previous page for more

details.) As an additional treat for CoCo Kids of all ages, we've invited frisky feline CoCo Cat to join us for the show. RAINBOWfest has something for everyone in the family!

If you missed the fun at our last RAINBOWfest in Princeton, why don't you make plans now to join us in Chicago? For members of the family who don't share your affinity for CoCo, there are many other attractions in the Chicago area.

The Hyatt Regency Woodfield — Schaumburg, Illinois offers special rates for RAINBOWfest. **The show opens Friday evening** with a session from 7 p.m. to 10 p.m. It's a daytime show Saturday — the CoCo Community Breakfast (separate tickets required) is at 8 a.m., then the exhibit hall opens promptly at 10 a.m. and runs until 6 p.m. On Sunday, the exhibit hall opens at 11 a.m. and closes at 3 p.m.

Tickets for RAINBOWfest may be obtained directly from THE RAINBOW. We'll also send you a reservation form so you can get a special room rate.

The POSH way to go. You can have your travel arrangements and hotel reservations handled through RAINBOW affiliate, POSH Travel Assistance, Inc., of Louisville. For the same POSH treatment many of our exhibitors enjoy, call POSH at (502) 893-3311. All POSH services are available at no charge to RAINBOWfest attendees.

BE THERE!



FREE SEMINARS

Cray Augsburg

RAINBOW Technical Editor
OS-9 For Absolute Beginners

Bill Bernico

RAINBOW Contributing Editor
BASICally Speaking

Steve Bjork

SRB Software
Writing Game Software

Chris Burke

Burke & Burke
Hard Drive Systems

Kevin Darling

Independent Programmer
Overview of OS-9

Art Flexser

SpectroSystems
Extending the Capabilities of
BASIC

Dr. Martin Goodman, M.D.

RAINBOW Contributing Editor
Two CoCo Consultations Live

Ed Hathaway

Glenside CoCo Club
Organizing a CoCo Club

Cecil Houk

Rulaford Research
Music, MIDI and the CoCo

Jutta Kapfhammer

RAINBOW Managing Editor
Writing for Publication

William Nee

Independent Programmer
Machine Language Made BASIC

Dale Puckett

RAINBOW Contributing Editor
Overview of BASIC09

Dick White

RAINBOW Contributing Editor
Spreadsheets for the CoCo

Sister Berdelle Wiese

Community Computer Consultant
CoCo and the Teacher

COCO COMMUNITY BREAKFAST

Rick Adams — Software Developer

Our keynote speaker for the traditional CoCo Community Breakfast is Rick Adams, who is the founder of Color Central Software and the author of programs like *DELPHIterm*, Tandy's *Temple of ROM* and Activision's CoCo 3 version of *Shanghai*.

Mr. Adams will describe his life as a programmer on the "front lines" of the ongoing efforts to program software for the CoCo 3, including humorous "war stories" from some of his software developments.

Don't forget . . .

If yours is one of the first 500 ticket orders, a coupon for a complimentary issue of The Second RAINBOW book of Simulations will be enclosed with your tickets — if yours is one of the first five orders received from your state, a coupon for a complimentary RAINBOWfest T-shirt will be enclosed with your tickets. So hurry up and place your order to take advantage of this offer.

RAINBOWfest - Chicago, Illinois

Dates: April 14-16, 1989

Hotel: Hyatt Regency Woodfield

Rooms: \$66 per night,
single or double

Advance Ticket Deadline: March 31,
1989

Join us at a future RAINBOWfest!

RAINBOWfest - Somerset, New Jersey

Dates: October 20-22, 1989

Hotel: The Somerset Hilton

Rooms: Single, \$65 per night;
Double, \$75 per night

Advance Ticket Deadline: October 6,
1989

FREE T-Shirt to first five ticket orders re-
ceived from each state.

First 500 ticket orders received get *The
Rainbow Book of Simulations*.

YES, I'm coming to Chicago! I want to save by buying tickets now at the special advance sale price. Breakfast tickets require advance reservations.

Please send me:

<input type="checkbox"/> Three-day ticket(s) at \$9 each	total _____	Name _____ (please print)
<input type="checkbox"/> One-day ticket(s) at \$7 each	total _____	Address _____
Circle one: Friday Saturday Sunday		City _____ State _____
<input type="checkbox"/> Saturday CoCo Breakfast at \$12 each	total _____	Telephone _____ ZIP _____
<input type="checkbox"/> RAINBOWfest T-shirt(s) at \$6 each	total _____	Company _____
Specify size: ____ S ____ M ____ L ____ XL		<input type="checkbox"/> Payment Enclosed, or Charge to:
(T-shirts must be picked up at the door)		<input type="checkbox"/> VISA <input type="checkbox"/> MasterCard <input type="checkbox"/> American Express
Handling Charge \$1 _____		Account Number _____
TOTAL ENCLOSED _____		Exp. Date _____
(U.S. Currency Only, Please)		Signature _____
<input type="checkbox"/> Also send me a hotel reservation card for the Hyatt Regency Woodfield (\$66, single or double room).		

Advance ticket deadline: March 31, 1989. Orders received less than two weeks prior to show opening will be held for you at the door. Tickets will also be available at the door at a slightly higher price. Tickets will be mailed six weeks prior to show. Children 4 and under, free; over 4, full price.

Make checks payable to: The RAINBOW. Mail to: RAINBOWfest, The Falsoft Building, 9509 U.S. Highway 42, P.O. Box 385, Prospect, KY 40059. To make reservations by phone, in Kentucky call (502) 228-4492, or outside Kentucky call (800) 847-0309.



Surround your favorite program with
this bright border

A Moving Rainbow Border

By Marc Gagnon

Are your programs looking a little dull? Do they lack the visual impact you think they deserve? Help is on the way. This little number is designed to spruce up that intellectually stimulating — but visually barren — program. *CoCo Tour* will help you brighten your programs by adding a flashing, multicolored border.

This machine language routine, used with a BASIC program, outlines the screen with a moving rainbow border. Although the program will run on a CoCo 1, 2 or 3, the CoCos 1 and 2 allow only a 32-column screen. CoCo 3, on the other hand, offers a 32-, 40- or 80-column screen. The program will adjust itself to run on the various screen widths.

First, type in and save Listing 1 containing data statements. Now, run the program. After this program is finished poking in the necessary machine language routine, it will prompt you for saving the routine to tape or disk.

The default address, &HE00, is writ-

Marc Gagnon, a university student, is a self-taught programmer, who enjoys assembly language programming.

ten in a position-independent code. If you want to load it at a different address, just use the appropriate offset. Before using the program, define the entry address. Unless you use an offset, type DEFUSR=&HE00.

In this program, the format is $A=USR(xx),yy$, where A is the ASCII code returned by the function, xx is the speed and yy is the direction. If the speed is zero, the function will not wait for a key. It will flash onto the screen one time and then return to BASIC. If the speed is not zero, the function will determine the *turning speed*, and the screen will turn until you press a key. The direction of the turn, yy, can be 0 (turn left), 1 (turn right) or 2 (do not turn).

The format may be used in the following manner:

$A=USR(100),1$ Turns the screen to the right until you press a key.

$A=USR(1),1$ Turns in the same manner, but faster.

$A=USR(100),0$ Turns the screen to the left until you press a key.

A=USR(0),2 Draws a border without turning and returns.

Notice that 10 A=USR(1),1 has the same effect as the following:

```
10 A=USR(0),1
20 IF A=0 THEN 10
```

The *xx* and *yy* do not need to be constants. Use variables to create special effects. If you would like to center a line at a specified point, there is a built-in function to create this effect.

The format used to print a line is A\$=USR and ("xx string-to-print"), where A\$ is a dummy variable (not used) and *xx* is present as the vertical coordinate. If this coordinate is outside the screen (i.e., if *xx* is greater than 15 on a 32-column screen, or greater than 23 on

a 40- or 80-column screen), the string will be printed on the last available line (i.e., 15 or 23). If *xx* is not present, the line will be printed at the last position used. (See the demo program). *String-to-print* is the line you want to print. If this variable is not present, this function will only set the new position. (Note: Leading spaces of the string are skipped. If you want to use a number for the first character of the string, begin the string with a space (i.e., to print "10 Hi!", use A\$=USR(" 10 Hi!").

Some examples of use are as follows:

```
A$=USR("10 SALUT LES AMIS")
prints "SALUT LES AMIS" at Line 10.
```

```
A$=USR("10 SALUT LES AM
```

IS") does the same thing.

A\$=USR("9") causes Line 9 to be used in the next call unless another coordinate is specified.

A\$=USR("SALUT") prints "SALUT" on the current line.

A\$=USR(" ") is not an error; nothing will happen.

More examples are included in the program, *CoCo Tour Demo*.

(Questions or comments about these programs may be directed to the author at 1105 Thibeau, Cap-de-la-Madeleine, Quebec, Canada G8T 7 B3. Please enclose an SASE when requesting a reply.) □

✓	17081
	25069
	290113
	340196
	END251

Listing 1: COCOTOUR

```
0 'COPYRIGHT 1989 FALSOFT, INC
10 '*****
20 '* COCOTOUR *
30 '* by marc gagnon *
40 '*****
50 PCLEAR1
60 DK= PEEK(&HBA)=14
70 CLS:PRINTSTRING$(32,175);"COC
OTOUR - BY MARC GAGNON";CHR$(13)
;"COPYRIGHT (C) JUNE 1987";CHR$(
13);STRING$(32,175)
80 PRINT"THERE ARE 17 LINES, WA
IT!"
90 AD=&HE00
100 PRINT"READING FROM LINE: ";:
PO=PEEK(136)*256+PEEK(137)-1024
110 FOR T=1 TO 17
120 CS=0:READ CK,NU:PRINT@PO,PEE
K(49)*256+PEEK(50);
130 FOR Y=1 TO NU: READ A$:POKE
AD,VAL("&H"+A$):CS=CS+VAL("&H"+A
$):AD=AD+1:NEXT Y
140 IF CS<>CK THEN PRINT" ERROR!
":END ELSE NEXT T
150 PRINT:PRINT:PRINT"START : &H
E00 DECIMAL: 3584"
160 PRINT"END : &H1224 DECIMA
```

```
L: 4644"
170 IF DK THEN PRINT"READY DISK
IN DRIVE 0" ELSE PRINT"READY CAS
SETTE"
180 INPUT"PRESS ENTER";A
190 IF DK THEN SAVEM"COCOTOUR",&
HE00,&H1224,&HE00:GOTO 210
200 CSAVEM"COCOTOUR",&HE00,&H122
4,&HE00
210 CLS:PRINT"COCOTOUR IS READY
TO BE USED":END
220 DATA 5889,64,4D,10,2B,1,15,B
D,B3,ED,6F,8D,2,3B,10,83,0,0,26,
6,86,FF,A7,8D,2,2F,ED,8D,2,26,17
,0,F0,96,E7,C6,19,3D,30,8D,3,3F,
30,8B,34,10,BD,B2,6D,BD,B7,B,35,
10,5D,27,7,C1,2,27,7,30,88,4B,C6
,FF
230 DATA 6368,64,20,1,5F,E7,8D,2
,1,AF,8D,1,F9,96,E7,27,10,17,0,A
F,81,2,27,3,5F,20,2,C6,FF,E7,8D,
1,E7,10,AE,8D,1,E0,AE,20,E6,8D,1
,D6,D,E7,27,E,86,20,ED,0,6D,8D,1
,D0,27,6,ED,2,20,2,E7,0,6D,8D
240 DATA 5546,64,1,C5,26,9,EC,8D
,1,BA,83,0,1,26,FB,8D,5C,AC,22,2
7,8,1F,10,E3,24,1F,1,20,CB,34,36
,D,E7,27,2,8D,66,AD,9F,A0,0,26,2
E,D,E7,27,2,8D,52,35,36,31,26,6D
,20,26,AD,A6,8D,1,86,A7,8D,1,81,
6D
250 DATA 6268,64,8D,1,85,27,A,8D
,24,A6,8D,1,75,A7,8D,1,72,6D,8D,
1,74,26,A,20,88,35,70,5F,1E,89,7
E,B4,F4,D,E7,27,2,8D,24,AD,9F,A0
,0,20,EE,E6,8D,1,51,D,E7,27,8,C4
,7,5C,E7,8D,1,46,39,CB,10,CA,8F,
20
```

```

260 DATA 6691,64,F5,1A,50,C6,36,
F7,FF,A4,39,C6,3C,F7,FF,A4,39,B6
,E2,BD,81,32,26,1,39,F,E7,39,8D,
F3,AE,2,5D,10,27,0,F4,E7,8D,1,23
,A6,84,17,1,6,26,39,6A,8D,1,18,3
0,1,80,30,A7,8D,1,12,A6,84,17,0,
F3,26
270 DATA 5693,64,26,6A,8D,1,5,30
,1,80,30,34,2,A6,8D,0,FD,C6,A,3D
,EB,E0,D,E7,27,4,C1,17,20,2,C1,F
,23,3,5A,20,F1,E7,8D,0,E5,6D,8D,
0,DF,10,27,0,A8,86,20,A1,84,26,8
,6A,8D,0,D1,30,1,20,EA,34,10,30
280 DATA 8569,64,8D,1,E1,96,E7,E
6,86,E0,8D,0,BF,54,E7,8D,0,BB,96
,E7,27,3E,4F,E6,8D,0,B2,BD,B4,F4
,BD,BD,D9,8E,3,DA,31,8D,0,A9,17,
0,82,86,2C,A7,3F,10,AF,8D,0,9B,4
F,E6,8D,0,95,BD,B4,F4,BD,BD,D9,8
E,3,DA
290 DATA 6285,64,10,AE,8D,0,88,8
D,64,31,8D,0,84,CE,F8,D2,8D,48,2
0,21,A6,8D,0,76,C6,20,3D,8E,4,0,
30,8B,E6,8D,0,69,3A,8C,4,0,10,25
,A4,60,8C,5,FF,10,22,A4,59,9F,88
,35,10,31,8D,0,6B,E6,8D,0,4D,A6,
80,A7
300 DATA 6497,64,A0,5A,26,F9,86,
22,A7,A0,86,3B,A7,A0,6F,20,31,8D
,0,51,CE,B8,F7,20,1,39,9E,A6,34,
10,31,3F,10,9F,A6,9D,9F,AD,40,35
,10,9F,A6,E,A5,A6,80,A7,A0,26,FA
,39,81,30,25,7,81,39,22,3,1A,4,3
9,1C,FB,39
310 DATA 7942,64,FF,FF,0,0,0,0,F
F,FF,FF,3,0,0,0,0,FF,FF,FF,FF,0,
0,0,0,FF,FF,FF,FF,0,0,0,0,FF,FF,
FF,FF,0,22,0,0,FF,FF,FF,FF,0,0,0
,0,FF,FF,FF,FF,0,0,0,0,FF,FF,FF,
FF,0,0,0,0,FF,FF

```

```

320 DATA 8160,64,FF,FF,0,0,0,0,F
F,FF,FF,FF,0,0,0,0,FF,FF,FF,FF,0
,0,0,0,FF,FF,FF,FF,0,0,0,0,FF,FF
,FF,FF,0,0,0,0,FF,FF,FF,FF,0,0,0
,0,FF,FF,FF,FF,0,0,0,0,FF,FF,FF,
FF,0,0,0,0,FF,FF
330 DATA 8160,64,FF,FF,0,0,0,0,F
F,FF,FF,FF,0,0,0,0,FF,FF,FF,FF,0
,0,0,0,FF,FF,FF,FF,0,0,0,0,FF,FF
,FF,FF,0,0,0,0,FF,FF,FF,FF,0,0,0
,0,FF,FF,FF,FF,0,0,0,0,FF,FF,FF,
FF,0,0,0,0,FF,FF
340 DATA 8160,64,FF,FF,0,0,0,0,F
F,FF,FF,FF,0,0,0,0,FF,FF,FF,FF,0
,0,0,0,FF,FF,FF,FF,0,0,0,0,FF,FF
,FF,FF,0,0,0,0,FF,FF,FF,FF,0,0,0
,0,FF,FF,FF,FF,0,0,0,0,FF,FF,FF,
FF,0,0,0,0,FF,FF
350 DATA 6851,64,FF,FF,0,0,0,0,F
F,FF,FF,FF,0,0,0,0,FF,FF,FF,FF,0
,0,0,0,FF,FF,FF,FF,0,0,0,0,FF,FF
,FF,FF,0,0,20,28,50,4,0,4,1F,0,1
,4,3F,5,FF,0,20,5,FE,5,E0,FF,FF,
5,C0,4,20,FF,E0,0
360 DATA 7161,64,80,0,80,4E,0,2,
80,9E,87,7E,0,50,87,7C,87,30,FF,
FE,86,E0,80,50,FF,B0,0,80,0,80,9
C,0,4,81,3C,8E,FC,0,A0,8E,F8,8E,
60,FF,FC,8D,C0,80,A0,FF,60,0,4,0
,5,E0,0,20,5,E1,5,FF,0,1,5,DF
370 DATA 6743,64,4,1F,FF,E0,4,1E
,4,1,FF,FF,0,80,0,87,30,0,50,87,
32,87,7E,0,2,87,2E,80,4E,FF,B0,8
0,4C,80,2,FF,FE,0,80,0,8E,60,0,A
0,8E,64,8E,FC,0,4,8E,5C,80,9C,FF
,60,80,98,80,4,FF,FC,0,43,4F,50
380 DATA 2268,36,59,52,49,47,48,
54,20,28,43,29,20,4A,55,4E,45,20
,31,39,38,37,20,42,59,20,4D,41,5
2,43,20,47,41,47,4E,4F,4E,2E

```

✓	280159	134081
	52054	156022
	730175	176065
	930253	END82
	114014	

Listing 2: CCTDEMO

```

0 'COPYRIGHT 1989  FALSOFT, INC
10 '*****
20 '*  COCOTOUR DEMO PROGRAM  *
30 '*          BY MARC GAGNON    *
40 '*  COPYRIGHT (C) JUNE 1987  *
50 '*****
60 '
70 '
80 ' load & define

```

```

90 PCLEAR1
100 'USE CLOADM WITH TAPE
110 LOADM"COCOTOUR"
120 POKE&HFF40,0:'FOR DISK ONLY
130 DEFUSR=&HE00
140 'IF COCO3 C3=-1 ELSE C3=0
150 C3=(PEEK(&HE2BD)=ASC("2"))
160 '
170 SA$=STRING$(30,"*")
180 GOTO 520:'PRESENTATION
190 '
200 ' subroutines
210 '
220 '
230 IF NOT C3 OR PEEK(&HE7)=0 TH
EN A$=USR("14") ELSE A$=USR("22"
)
240 A$=USR("PRESS ANY KEY")

```



```

700 A$=USR("10 FUNCTION TO CENTE
R STRINGS")
710 A$=USR("11 AT A SPECIFIED Y
COORDINATE")
720 A$=USR("13 I WISH YOU'LL LIK
E IT !")
730 GOSUB 230:'WAITKEY
740 A=USR(100),0
750 '
760 'demo
770 IF C3 THEN WIDTH 32
780 GOSUB 330
790 IF C3 THEN WIDTH40:GOSUB 330
:WIDTH80:CLS5:GOSUB 330:WIDTH40
800 '
810 '
820 CLS
830 A$=USR("01 IF YOU DO NOT WAN
T COCOTOUR")
840 A$=USR("02 TO WAIT FOR A KEY
, USE")
850 A$=USR("03 A SPEED OF 0")
860 A$=USR("05 EXAMPLE :")
870 A$=USR("07 A=USR(0),X")
880 A$=USR("09 WHERE X=0,1 OR 2"
)
890 A$=USR("10 REMEMBER :")
900 A$=USR("11 X = 0 TO TURN LEF
T")
910 A$=USR("12 X = 1 TO TURN RIG
HT")
920 A$=USR("13 X = 2 TO HAVE FRE
EZE EFFECT")
930 GOSUB 230:'WAITKEY
940 A=USR(100),1
950 '
960 'LEFT ARGUMENT
970 CLS
980 A$=USR("01 WHEN YOU CALL COC
OTOUR IT")
990 A$=USR("02 MAKES YOUR SCREEN
TURN UNTIL")
1000 A$=USR("03 YOU PRESS A KEY.
")
1010 A$=USR("04 THEN, IT RETURNS
TO BASIC")
1020 A$=USR("05 A=USR(100),1")
1030 A$=USR("10 THIS WILL TURN T
HE SCREEN TO")
1040 A$=USR("11 RIGHT UNTIL YOU
PRESS A KEY")
1050 A$=USR("12 THEN, A=ASCII CO
DE OF THE KEY")
1060 GOSUB 230:'WAIT KEY
1070 A=USR(100),1
1080 '
1090 'EXAMPLE
1100 CLS
1110 A$=USR("03 I WILL CALL COCO
TOUR AND WHEN")
1120 A$=USR("05 I'LL COME BACK,

```

```

I WILL TELL")
1130 A$=USR("07 WHICH KEY YOU HA
VE PRESSED.")
1140 GOSUB 230:'WAIT KEY
1150 A=USR(100),0
1160 A$=USR("09 YOU HAVE PRESSED
: "+CHR$(A))
1170 GOSUB230:'WAIT KEY
1180 A$=USR(" ")
1190 A$=USR("10 DO YOU WANT TO T
RY IT AGAIN ?")
1200 A$=USR("11 (Y/N)")
1210 A$=INKEY$:IFA$=""THEN1210
1220 IFA$<>"Y"ANDA$<>"N"THEN1210
1230 IFA$="Y"THEN1100
1240 '
1250 'present string
1260 CLS
1270 A$=USR("01 YOU MAY HAVE NOT
ICE THAT")
1280 A$=USR("02 ALL LINES ARE PR
INTED ON SCREEN")
1290 A$=USR("03 IN EITHER SCREEN
MODE")
1300 A$=USR("05 IF YOU LOOK AT T
HE LISTING")
1310 A$=USR("06 YOU WILL SEE THA
T THE GENERAL")
1320 A$=USR("07 FORMAT TO PRINT
A LINE IS :")
1330 A$=USR("09 A$=USR('XX STRIN
G-TO-PRINT')")
1340 A$=USR("10 WHERE XX IS AN O
PTIONAL NUMBER")
1350 A$=USR("11 'XX' CAN BE BETW
EEN 0-15 FOR")
1360 A$=USR("12 A 32 COL. SCREEN
OR 0-23 FOR")
1370 A$=USR("13 A 40 OR 80 COL.
SCREEN")
1380 GOSUB 230:'WAITKEY
1390 A=USR(100),1
1400 '
1410 'CONTINUE STRINGS
1420 CLS
1430 A$=USR("01 IF 'XX' IS OMITT
ED, THE STRING")
1440 A$=USR("02 WILL BE PRINTED
ON THE SAME")
1450 A$=USR("03 LINE; THIS IS SO
METIME USEFULL:")
1460 A=USR(0),2:'PUT A BORDER
1470 A$=USR("05"): 'SET LINE
1480 A$=INKEY$:'CLEAR KEY
1490 A$=USR("PRESS A KEY")
1500 FOR T=1 TO 100:NEXT T
1510 A$=USR("press a key")
1520 FOR T=1 TO 100
1530 IF INKEY$<>" " THEN 1550
1540 NEXT T:GOTO 1490
1550 A$=USR("07 SEE BETWEEN LINE

```

```

S 1490-1550")
1560 A$=USR("08 TO SEE WHAT HAS
JUST HAPPENED")
1570 A$=USR("10 IF THE NUMBER IS
OUTSIDE THE")
1580 A$=USR("11 SCREEN, THE STRI
NG WILL BE")
1590 A$=USR("12 PRINTED ON THE L
AST LINE")
1600 A$=USR("13 SO IT WILL BE EI
THER 15 OR 23")
1610 GOSUB 230:'WAITKEY
1620 A=USR(60),0
1630 '
1640 CLS
1650 A$=USR("01 ONE LAST THING A
BOUT STRINGS:")
1660 A$=USR("03 LEADING SPACES A
RE SKIPPED")
1670 GOSUB 230:'WAIT KEY
1680 A=USR(1),2
1690 '
1700 '
1710 'now, the trick
1720 CLS
1730 A$=USR("02 NOW TAKE A LOOK
AT THIS")
1740 A$=USR("04 SPECIAL EFFECT")
1750 A$=USR("08 THAT IS 'PAS MAL

```

```

' AS WE SAY!")
1760 GOSUB 230:'WAITKEY
1770 FOR T=1 TO 8:A=USR(0),1
1780 IF A<>0 THEN 1860
1790 FOR Y=1 TO 10:NEXT Y
1800 NEXT T
1810 FOR T=1 TO 8:A=USR(0),0
1820 IF A<>0 THEN 1860
1830 FOR Y=1 TO 10:NEXT Y
1840 NEXT T
1850 GOTO 1770
1860 A$=USR("12 THIS WAS IN LINE
S 1770-1850")
1870 GOSUB 230:'WAITKEY
1880 A=USR(90),0
1890 '
1900 'conclusion
1910 CLS
1920 A$=USR("03 OTHER APPLICATIO
NS")
1930 A$=USR("05 IS UP TO YOU !")
1940 A$=USR("09 HAVE FUN")
1950 A$=USR("08 *****")
1960 A$=USR("10 *****")
1970 GOSUB 230:'WAITKEY
1980 A=USR(100),1
1990 CLS
2000 END

```

FILE TRANSFER UTILITIES

XXX: Reviews - December Rainbow Dale Puckett - November Rainbow. XXX

The GCS File Transfer Utilities provide a simple and quick method to transfer text and binary files from and to a variety of floppy disk formats.

Need to transfer files to and from PC (MSDOS), RSDOS, FLEX and MINI-FLEX disks on your OS-9 system? Have text files on a PC (MSDOS) system at work and want to work on them at home? Have source programs (BASIC, C, Pascal, etc.) which you wish to port to another system?

With GCS File Transfer Utilities, just place the PC (MSDOS), RSDOS, FLEX or MINI-FLEX disk into you disk drive - enter a simple command and the file is copied into a OS-9 file. File transfer: back is just as simple. With Multi-View version, just select command from one of three menus.

PCDIR	directory of PC disk	RSDIR	directory of RSDOS disk
PCDUMP	display PC disk sector	RSDUMP	display RSDOS disk sector
PCREAD	read file from PC disk	RSREAD	read file from RSDOS disk
PCWRITE	write file to PC disk	RSWRITE	write file to RSDOS disk

PCRENAME	rename PC file	FLEXDIR	directory of FLEX disk
PCDELETE	delete PC file	FLEXDUMP	display FLEX disk sector
PCFORMAT	format PC disk	FLEXREAD	read FLEX file
		FLEXWRITE	write file to FLEX disk

Extensive options Single, double sided disks. Single, double density disks. 35, 40 or 80 track floppy drives. 8 or 9 sectors (PC). First level sub-directories (PC). Binary files. Use pipes for direct and multiple transfers.

Requires OS-9. 2 drives (one can be hard or ramdisk). Multi-View for Multi-View version. SDISK (SDISK3 for COCO III).

GCS File Transfer Utilities for CoCo - Multi-View version \$54.95
- Standard version \$44.95

SDISK or SDISK 3 \$29.95

Standard diskettes are OS-9 format (5.25") - add \$2.50 for 3.5". Orders must be prepaid or COD. VISA/MC accepted. Add \$1.75 S&H. COD is additional.



GRANITE COMPUTER SYSTEMS

Route 2 Box 445 Hillsboro, N.H. 03244
(603) 464-3850

OS-9 is a trademark of Microware Systems Corporation and Motorola Inc.
MS-DOS is a trademark of Microsoft Corp. FLEX is a trademark of TSC, Inc.

BYTE BACK AT TAXES WITH TRY-O-TAX

- available for CoCo, MSDOS, TRS-80
- revised for '88 law changes
- prompts for easy guided use
- calculates 1040, 1040A, 2441, 2106, 6502
- calculates schedules A-F, SE
- computer generated substitute forms
- FREE TAX ESTIMATE PROGRAM

PERSONAL SHORT FORM ONLY \$15.00 NO CREDIT
CHECKS WELCOME CARDS, C.O.D.

\$44.99 + 3.00
SHIPPING

TRY-O-BYTE, 1008 Alton Circle, Florence, S.C. 29501, (803) 662-9500

Measuring those gut feelings

Decisions, Decisions

By Willis Stanley

Whether you are a small-business person looking for the right spreadsheet to manage your business or a recent college graduate trying to choose the best of several job offers, right decisions often require weighing more than a couple of factors. This program, *AHP*, helps you with multifactor decisions.

Take for example the case of a budding writer thinking of buying a word processor for that shiny new Color Computer. Besides cost, there are several features of a word processor to consider — memory buffers, printer compatibility and so forth. [See “Deciding What’s Write For You,” Page 26, for an in-depth look at comparing word processors.] Which factors are most important? Which program has more of the factors you consider important? This is where *AHP* is useful.

The program applies a decision-making tool called the *Analytic Hierarchy Process* developed in 1980 by Thomas L. Saaty and published in his book *The Analytic Hierarchy Process*. *AHP* allows the user to (a) quantify his feelings about the possible choices for each factor he considers important;

Willis Stanley is a graduate student at George Washington University. He is interested in serious CoCo applications despite his continuing addiction to Thexder.





(b) make sure his expressions of preference are logically consistent with one another; (c) assign relative measures of importance for each factor under consideration; and (d) produce a mathematical representation of his preference for each of the alternatives in question. The program does this for problems dealing with three to five alternatives and three to five factors of importance. It attempts to provide an expression of the user's preference and is one of many techniques designed for that purpose. For this reason, it is best to think of *AHP* as a tool rather than an oracle. With that in mind, no user should make a decision based solely on the program's recommendation.

Using *AHP*, let's take the word processor example used earlier and walk through the process.

Suppose you have narrowed your choice down to three software packages: *Word 1*, *Word 2*, and *Word 3*. Now load and run *AHP*. First you are asked for the number of alternatives in the problem. Enter 3. Next the program asks for the number of factors in the problem. We identified cost, printer compatibility and memory-buffer size so enter 3 for this also. Now name each alternative and factor. (Short names keep the screen neat, so try to use them whenever possible.)

AHP then asks you several questions comparing your preferences for each alternative in consideration of the factors you listed as important for your decision. For example, "In terms of cost, how does *Word 1* compare to *Word 2* using the scale below?" Using the scale on the screen, ranging from .11

to 9, enter the number most closely corresponding with your feelings. If you strongly prefer *Word 1*'s cost compared to *Word 2*'s cost enter a 6. A strong dislike of *Word 1*'s cost compared with *Word 2*'s cost earns a .166. The program continues asking questions until it has enough information to compare alternatives for that particular fact.

Before continuing, the program checks your answers for consistency by running your responses through a mathematical process, which determines if your answers have a clear correlation to make a meaningful analysis. If there is not a logical relationship, the program prompts you to either reanswer the questions for that factor or end the program and rethink your responses.

An example of inconsistency is rating *Word 1* as extremely preferred over *Word 2*, *Word 2* extremely preferred over *Word 3*, and *Word 3* extremely preferred over *Word 1*. There is no logical relationship between the answers, and any conclusion based on them is faulty. If the relationships are consistent, you proceed to questions for the next factor — in this case, printer compatibility. The process repeats itself until all factors are exhausted.

Once factors are exhausted, you judge the relative importance of each factor. For example, we might rate cost as "slightly preferred" over printer compatibility and as "unquestionably preferred" over memory-buffer size, while printer compatibility is "strongly preferred" over memory-buffer size. These responses are checked for consistency and then factored into a final

report, which offers a numerical ranking of the three word processors, with the highest number as the recommended choice.

Although *AHP* was written on a CoCo 3, it should be relatively easy to adapt it for use on older CoCos. Simply delete Line 10 and reformat the information that prints to the screen, keeping in mind your screen width.

The program helps you to understand the mathematics behind the process. But for those interested in application of the technique or program modification (please feel free to do so), I strongly recommend consulting one of many management science textbooks available in most college bookstores and libraries. If you are confident in modifying the program to allow use of a wider range of alternatives and factors, you'll need the following information for the set of n values in the $RI=1/n$ equation (lines 1190, 2240 and 3280 are examples).

Number of alternatives	Value for n
2	.00
3	.58
4	.90
5	1.12
6	1.24
7	1.32
8	1.41

(Questions or comments regarding this program may be directed to the author at 115 D Street, Apt. 103, Washington, DC 20003. Please enclose an SASE when requesting a reply.) □

70149	2180197
300111	3090174
410222	323087
1030219	END186
2040227		

Listing 1: AHP

```

Ø 'COPYRIGHT 1989  FALSOFT,INC
1 'AHP.BAS
2 'BY WILLIS STANLEY
3 '23 NOV 1988
4 'USE OF THE ANALYTIC HIERARCHY

```

PROCESS IN

```

5 'MULTI-FACTOR DECISION MAKING
  (3-5 FACTORS)
1Ø WIDTH8Ø
2Ø DIM R$(5),J$(5),P(5),D$(5),N(
  25),G(5),AV(5),V(5,5),T(5),S(25)
4Ø CLS
45 PRINT"THE ALTERNATIVES ARE TH
  E DIFFERENT CHOICES YOU COULD MA
  KE"
46 PRINT"IN THIS PROBLEM."
47 PRINT
5Ø INPUT"NUMBER OF ALTERNATIVES
  BEING CONSIDERED";C
6Ø IFC<3 THEN GOTO 5Ø: IF C>5 TH
  EN GOTO5Ø

```

```

64 PRINT:PRINT
65 PRINT"THE FACTORS ARE THE THINGS YOU THINK ARE IMPORTANT IN JUDGING WHICH"
66 PRINT"ALTERNATIVE YOU PREFER."
"
67 PRINT
70 INPUT"NUMBER OF FACTORS TO BEING CONSIDERED";W
80 IF W<3 THEN GOTO70:IF W>5THEN GOTO70
90 CLS:FORX=1TOC
100 INPUT"ENTER NAME FOR ALTERNATIVE ";R$(X):NEXTX
110 CLS:FORX=1TOW
120 INPUT"ENTER NAME FOR FACTOR ";J$(X):NEXTX
130 FORX=1TOC:D$(X)=R$(X):NEXTX
140 IF H=13 THEN GOTO 530
150 IF F<>1 THEN B=W ELSE B=1
160 IFF=1THENA=W ELSE A=C
170 IFF<>1THEN GOTO 200
180 FOR X=1TOW
190 D$(X)=J$(X):NEXTX
200 CLS
210 FORK=1TOB
220 CF=0
230 Z=0

```

```

240 FOR Y=1 TO A
250 FOR X= 1 TO A
260 Z=Z+1
270 IF X<=Y THEN GOTO450
280 IFF=1THENU$="THE FACTORS' RELATIVE IMPORTANCE" ELSE U$=J$(K)
290 CLS:PRINT"IN TERMS OF "U$
300 PRINT:PRINT"HOW DOES "D$(Y)" COMPARE TO "D$(X) " USING THE SCALE BELOW?"
310 PRINT:PRINT
320 PRINT"1--EQUAL":PRINT"2--VERY SLIGHT PREFERENCE",:PRINT" .5 --VERY SLIGHT DISLIKE"
330 PRINT"3--SLIGHT PREFERENCE",:PRINT" .33--SLIGHT DISLIKE"
340 PRINT"4--MODERATE PREFERENCE",:PRINT" .25--MODERATE DISLIKE"
350 PRINT"5--DEFINITE PREFERENCE",:PRINT" .20--DEFINITE DISLIKE"
360 PRINT"6--STRONG PREFERENCE",:PRINT" .166--STRONG DISLIKE"
370 PRINT"7--VERY STRONG PREFERENCE",:PRINT" .14--VERY STRONG DISLIKE"
380 PRINT"8--EXTREME PREFERENCE",:PRINT" .125--EXTREME DISLIKE"
390 PRINT"9--UNQUESTIONED PREFERENCE",:PRINT" .11--UNQUESTIONED DISLIKE"
400 PRINT:PRINT:PRINT"ENTER THE NUMERICAL VALUE THAT REPRESENTS YOUR PERCEPTION OF"
401 PRINT D$(Y) " WHEN COMPARED WITH "D$(X)
410 INPUT"??";N(Z)
420 IF N(Z)>9 THEN GOTO 410
430 IFN(Z)<.1 THEN GOTO 410
440 CLS
450 NEXTX:NEXTY
460 IFA=3 THEN GOSUB1000
470 IFA=4 THEN GOSUB2000
480 IFA=5 THEN GOSUB3000
490 IF CF=1 THEN GOTO 230
500 NEXT K
510 IFF=1THENH=13
520 F=1:GOTO140
530 FORX=1TOC:FORY=1TOW
540 O=V(Y,X)*AV(Y)
550 P(X)=P(X)+O
560 NEXTY:NEXTX
570 CLS:PRINT"TOTAL WEIGHTED EVALUATION":PRINT:PRINT
580 FORX=1TOC
590 PRINTR$(X),:PRINTP(X)

```

Nine Times

The bi-monthly magazine on disk especially for your CoCo 3 with OS-9 Level 2!

- **10 programs with each issue to build your OS-9 library!**
- **Instruction and examples of Basic09 procedures to help with your own programs.**
- **Program Reviews, Hints, and Help columns to advance your knowledge of OS-9.**
- **Supplied totally on 5.25" disk**

For only \$34.95, you get all 60 programs and valuable articles for a whole year!

Send U.S. check or money order to:

JWT Enterprises

5755 Lockwood Blvd.
Youngstown, Ohio 44512

Sorry, no C.O.D.'s

Prices:

1-Year \$34.95
Back Issues \$7.00 ea

Canada, add \$1.00
Foreign, add \$2.00

```

600 NEXTX
610 PRINT:PRINT:PRINT"HIGHEST VA
LUE IS RECOMMENDED CHOICE"
620 PRINT"OK, YOU'RE BACK IN BAS
IC.":END
1000 'PROCESS FOR 3 ALTERNATIVES
1010 N(1)=1:N(4)=1/N(2):N(5)=1:N
(7)=1/N(3):N(8)=1/N(6):N(9)=1
1020 FORX=1TOA:G(X)=0:NEXTX
1030 FOR X=1 TO A: FOR Y= X TO Z
STEP A
1040 G(X)=G(X)+N(Y):NEXTY:NEXTX
1050 S(1)=N(1)/G(1):S(4)=N(4)/G(
1):S(7)=N(7)/G(1)
1060 S(2)=N(2)/G(2):S(5)=N(5)/G(
2):S(8)=N(8)/G(2)
1070 S(3)=N(3)/G(3):S(6)=N(6)/G(
3):S(9)=N(9)/G(3)
1080 AV(1)=(S(1)+S(2)+S(3))/3
1090 AV(2)=(S(4)+S(5)+S(6))/3
1100 AV(3)=(S(7)+S(8)+S(9))/3
1110 IFF<>1THEN V(K,1)=AV(1)
1120 IFF<>1THEN V(K,2)=AV(2)
1130 IFF<>1THEN V(K,3)=AV(3)
1140 T(1)=((AV(1)*N(1))+ (AV(2)*N
(2))+ (AV(3)*N(3)))/AV(1)
1150 T(2)=((AV(1)*N(4))+ (AV(2)*N
(5))+ (AV(3)*N(6)))/AV(2)
1160 T(3)=((AV(1)*N(7))+ (AV(2)*N
(8))+ (AV(3)*N(9)))/AV(3)
1170 L=(T(1)+T(2)+T(3))/3
1180 I=(L-3)/(3-1)
1190 RI=I/.58
1200 GOSUB4000
1210 RETURN
2000 'PROCESS FOR 4 ALTERNATIVES
2010 N(1)=1:N(5)=1/N(2):N(6)=1:N
(9)=1/N(3):N(10)=1/N(7):N(11)=1
2020 N(13)=1/N(4):N(14)=1/N(8):N
(15)=1/N(12):N(16)=1
2030 FORX=1 TO A:G(X)=0:NEXT X
2040 FOR X=1 TO A:FOR Y=X TO Z S
TEP A
2050 G(X)=G(X)+N(Y):NEXT Y:NEXT
X

```

```

2060 S(1)=N(1)/G(1):S(2)=N(2)/G(
2):S(3)=N(3)/G(3):S(4)=N(4)/G(4)
2070 S(5)=N(5)/G(1):S(6)=N(6)/G(
2):S(7)=N(7)/G(3):S(8)=N(8)/G(4)
2080 S(9)=N(9)/G(1):S(10)=N(10)/
G(2):S(11)=N(11)/G(3):S(12)=N(12
)/G(4)
2090 S(13)=N(13)/G(1):S(14)=N(14
)/G(2):S(15)=N(15)/G(3):S(16)=N(
16)/G(4)
2100 AV(1)=(S(1)+S(2)+S(3)+S(4))
/4
2110 AV(2)=(S(5)+S(6)+S(7)+S(8))
/4
2120 AV(3)=(S(9)+S(10)+S(11)+S(1
2))/4
2130 AV(4)=(S(13)+S(14)+S(15)+S(
16))/4
2140 IF F<>1 THEN V(K,1)=AV(1)
2150 IF F<>1 THEN V(K,2)=AV(2)
2160 IF F<>1 THEN V(K,3)=AV(3)
2170 IF F<>1 THEN V(K,4)=AV(4)
2180 T(1)=((AV(1)*N(1))+ (AV(2)*N
(2))+ (AV(3)*N(3))+ (AV(4)*N(4)))/
AV(1)
2190 T(2)=((AV(1)*N(5))+ (AV(2)*N
(6))+ (AV(3)*N(7))+ (AV(4)*N(8)))/

```

MUTANT MINERS

Battle mutant uranium miners in a run for your life, action-packed, arcade style game. 10 levels with 10 screens per level!
100% Machine Language (CoCo 1, 2 or 3 and Joystick) \$19.95

BURIED BUXX

Fly your helicopter into enemy territory, dig up the loot and return to base.
Watch out for the ever-present patrol aircraft and ground based missiles.
100% Machine Language (CoCo 1, 2 or 3 and Joystick) \$19.95

See Review 'Rainbow' 2/89

REVENGE of the MUTANT MINERS

CoCo 3 owners rejoice! Muntant Miners is back with game configuration mode and much more!
Joystick required. \$19.95

Many more programs available including: Milestones, Fontgen, Diskease, Picture Puzzles, Quantum Leap and more.

JR & JR SOFTSTUFF

P.O. BOX 118 • Lompoc, CA • 93438 • (805) 735-3889



Orders Accepted 24 Hours a Day.



All Programs on Diskette Only.

All orders add \$3.00 shipping. C.O.D. orders \$4.00 additional

You can usually get us in person from 5-9 PM PST.

If you get the machine, leave a message and we will call back at your convenience.

CALL OR WRITE FOR A COMPLETE LIST OF AVAILABLE PROGRAMS.

With Max-10:
Word Processing
becomes fun or
your money back.

See around page 19 for info.

COLORWARE

T & D SOFTWARE PRICE

ISSUE #1, JULY 1982

COVER 1
RACE TRACK
HANGMAN
MUSIC ALBUM
LIFE EXPECTANCY
WORD TESTS
KILLER MANSION
BARTENDER
CALENDAR
ROBOT WAR

ISSUE #2, AUG. 1982

UFO COVER PT. 1
BIORHYTHM
BOMBARDMENT
BLACK JACK
COST OF LIVING
FRENZY
BUSINESS LETTER
QUICK THINK
QUEST INSTRUCTIONS
QUEST FOR LENORE

ISSUE #3, SEPT. 1982

UFO COVER PT.2
BASKETBALL
CHUCKLUCK
SLOT MACHINE
ALPHABETIZER
NFL PREDICTIONS
FLAG CAPTURE
ROBOT BOMBER

ISSUE #4, OCT. 1982

UFO RESCUE
TANK BATTLE
DRIVEWAY
SOUNDS
BALLOON DROP
MIND BOGGLE
COCO-TERRESTRIAL ADV.
CALORIE COUNTER
JACK-O-LANTERN

ISSUE #5, NOV. 1982

CATALOG COVER
BOWLING
PROGRAM INVENTORY
PROMISSORY-LOANS
CHECKBOOK BALANCER
TRIGONOMETRY TUTOR
CONVOY
BAG-IT
SPECTRA SOUND
CONVEYOR BELT

ISSUE #6, DEC. 1982

CHRISTMAS COVER
RAINDROPS
STOCK MARKET
ADVANCE PONG
DESTROY
SOUND ANALYZER
CREATIVITY TEST
VOICE DATA
ML TUTORIAL PT.1
LOONY LANDER

ISSUE #7, JAN. 1983

NEW YEARS COVER
LIST ENHANCER
SUPER PRECISION DIV.
BOMB DIFFUSE
SPACE STATION
ML TUTORIAL PT. 2
SHOOT OUT
FIND UTILITY
CYBORG INS.
CYBORG FACES

ISSUE #8, FEB., 1983

COVER 8
DEFEND
3 DIMENSIONAL MAZE
COCO CONCENTRATION
AUTO LINE NUMBERING
ML TUTORIAL PT.3A
ML TUTORIAL PT.3B
NUCLEAR POWER PLANT
DUAL BARRIER
BRICKS

ISSUE #9, MARCH 1983

TIME MACHINE COVER
TRIG DEMO
PYRAMID OF CHEOPS
PROGRAM PACKER
BUDGET
ELECTRONIC DATE BOOK
ML TUTORIAL PT.4
TAPE DIRECTORY
BLOCK-STIR
COCO ADDING MACHINE

ISSUE #10, APRIL 1983

TENTH COVER
PYRAMID OF QANGER
TYPING TUTOR
ML TUTORIAL PT.5
TINYCALC
STOCK MARKET COMP
YAH-HOO
MISSILE ATTACK
SCREEN PRINT
BRIK PONG

ISSUE #11, MAY 1983

ELEVENTH COVER
ARCHERY
FROG JUMP
ML TUTORIAL PT.6
MLT DICTIONARY
BASIC SPEED UP TOT.
METRIC CONVERTOR
GRAPHIC QUAD ANTENNA
GRAPHICS PROGRAM
CATERPILLAR CAVE

ISSUE #12, JUNE 1983

TWELFTH COVER
SHOOTING GALLERY
BOMB STOPPER
VALLEY BOMBER
STAR FIGHTER
WHEEL OF FORTUNE
ML TUTORIAL PT.7
MERGE UTILITY
RAM TEST
LANDER

ISSUE #13, JULY 1983

THIRTEENTH COVER
FLASH CARD
ICE BLOCK
COSMIC FORTRESS
MAIL LIST
DOLLARS & CENTS
ML TUTORIAL PT.8
SDSK COPY
MUSIC SYNTHESIZER
CRAWLER

ISSUE #14, AUG. 1983

MYSTERY COVER
ROW BOAT
COMPUTER TUTL PT. 1
INDEX DATA BASE
DISK ZAPPER
COCO-MONITOR
COCO-ARTIST
ROBOT COMMAND
TEST SCREEN PRINT
HIGH RESOLUTION TEXT

ISSUE #15, SEPT. 1983

MYSTERY COVER PT.2
GOLD VALUES
TREK INSTRUCTIONS
TREK
HIGH TEXT MODIFICATION
ASTRO OODGE
DR. COCO
PEG JUMP
MORSE CODE
PURGE UTILITY
BRICKS

ISSUE #16, OCT. 1983

MYSTERY COVER
BOPOTRON
DIRECTORY RECALL
VECTOR GRAPHICS INST.
VECTOR GRAPHICS
SKYDIVER
SWERVE AND DODGE
NIMBO BATTLE
TAPE ANALYSIS UTILITY
LIFE GENERATIONS

ISSUE #17, NOV. 1983

THANKSGIVING COVER
3-D TIC-TAC-TOE
INDY 500
COLLEGE ADVENTURE
MEMORY GAME
DUNGEON MASTER
WEATHER FORECASTER
GRID FACTOR INST.
GRID FACTOR
DRAW

ISSUE #18, DEC. 1983

CHRISTMAS COVER
CLIMBER
GALACTIC CONQUEST
WARLORDS
STATES REVIEW
MATH TUTOR
MACHINE LANGUAGE DATA
PRINTER UTILITY INST.
PRINTER UTILITY
MUTANT WAFFLES

ISSUE #19, JAN. 1984

BANNER
PROBE
DISK DIR. PROTECTOR
OPTICAL CONFUSION
WORD PROCESSOR
WORD SEARCH
ASTRONAUT RESCUE
STAR TRAP
PIE CHART
FORCE FIELD

ISSUE #20, FEB. 1984

INTRODUCTION
HINTS FOR YOUR COCO
ESCAPE ADVENTURE
SEEKERS
MASTER BRAIN
LIST CONTROLLER
DISKETTE CERTIFIER
ROM COPY
BASIC RAM
SNAFUS

ISSUE #21, MAR. 1984

BASIC CONVERSIONS
FINANCIAL ADVISE
CASTLE STORM
DOS HEAD CLEANER
COCO TERMINAL
SNAKE CRAWLER
WAR CASTLE
SKY FIRE
EASY BASIC
DOTS 3-0

ISSUE #22, APRIL 1984

HEALTH HINTS
GLIBLIBS
CLOTHES SLITHER
BIBLE 1 & 2
BIBLE 3 & 4
CATCH ALL
INVADER
ALIEN RAID
MOON ROVER
IO ERROR IGNORER

ISSUE #23, MAY 1984

MONEY SAVERS 1 & 2
STOCKS OR BOMBS
WALL AROUND
COCO TECHNICAL LOOK PT.1
NUCLEAR WAR INST.
THERMONUCLEAR WAR
CIRCUIT BREAKER
MOUSE RACES
SUPER SQUEEZE
DATA FALL

ISSUE #24, JUNE 1984

DIR PACK & SORT
BRICK OUT
COCO TECHNICAL LOOK PT. 2
USA SLIDE PUZZLE
51 *24 SCREEN EDITOR
51 *24 SCREEN EDITOR
CITY INVADERS
PRINTER SPOOLER
STEPS
SNAKE

ISSUE #25, JULY 1984

CLOCK
COCO TECHNICAL LOOK PT.3
SKID ROW ADVENTURE
MONEY MAKER
PIN-HEAD CLEANING
LINE EDITOR INST.
LINE EDITOR
BOOMERANG
BUBBLE BUSTER
ROCOCHET

ISSUE #26, AUG. 1984

PEEK POKE & EXECUTE
SAUCER RESCUE
YOUNG TYPER TUTOR
O-TEL-O
OLYMPIC EVENTS
DOUBLE DICE
COCO DATABASE
BATTLE STAR
COCO-PIN BALL
MONTEZUMAS DUNGEONS

ISSUE #27, SEPT. 1984

COCO TO COM 64
GALACTIC SMUGGLER
INDY RACE
ACCOUNT MANAGER
CASSETTE MERGE UTILITY
STRING PACKING TUTORIAL
SPACE DUEL
BUGS
TRAP-BALL
BALLOON FIRE

ISSUE #28, OCT. 1984

HANGING TREE
CHECKERS
FOOTBALL
MORE PEEKS & POKES
SPELLING CHECKER
SOUND DEVELOPMENT
WORD GAME
SCREEN REVERSE
AUTO COPY
RAT ATTACK

ISSUE #29, NOV. 1984

DISK ROLL OUT
ROBTD ON
MULTIPONG
ADVENTURE GENERATOR
QUEST ADVENTURE
QUARTER BOUNCE
DUAL OUTPUT
KEY REPEAT
FULL EDITOR
METEOR

ISSUE #30, DEC. 1984

MATH HELP
ZECTOR ADVENTURE
WORLD CONQUEST
DRAG RACE
MINE FIELD
T-NOTES TUTORIAL
T & D PROGRAM INDEXER
SYSTEM STATUS
ERROR TRAP
DROLL ATTACK

ISSUE #31, JAN. 1985

TREASURES OF BARSOOM
BATTLEGROUND
STRUCT. COMPILED LANG.
MINIATURE GOLF
STAR DUEL
ARITHMETIC FOOTBALL
GRID RUN
SPIRAL ATTACK
FAST SORT
MUNCHMAN

ISSUE #32, FEB. 1985

DR. SIGMUND
ICE WORLD ADVENTURE
LOTTERY ANALYST
BASIC COMPILER
MUSIC CREATOR
MEANIE PATROL
TRI-COLOR CARDS
SHAPE RECOGNITION
DISK BACKUP
SPACE PROTECTOR

ISSUE #33, MAR. 1985

LIGHT CYCLE
PAINT
SKEET SHOOTING
GUITAR NOTES
MI DISK ANALYZER
PERSONAL DIRECTORY
NAUGHA ADVENTURE
EGGS GAME
DISK DIRECTORY PRINT
SPEED KEY

ISSUE #34, APRIL 1985

HOVER TANK
POWER SWORD
TERMITE INVASION
SPELLING CHECKER
DOS BOSS
NINE CARD CHOICE
MUSIC GENERATOR
FYR-DRACA
DRIVE TEST
GRAPHIC TOUR

ISSUE #35, MAY 1985

SELECT A GAME 1
TAPE PROBLEMS
STROLL TRIVIA
SOFTBALL MANAGER
FONTS DEMO
CLOWN DUNK MATH
ALPHA MISSION
DOS ENHANCER
KNOCK OUT
HAUNTED HOUSE

ISSUE #36, JUNE 1985

SELECT A GAME 2
VIDEO COMPUTER
SPEECH SYNTHESIS
SPEECH RECOGNITION
SPACE LAB
AUTO COMMAND
COMPUTER MATCHMAKER
KNIGHT & THE LABYRINTH
STAR SIEGE
TALKING SPELLING QUIZ

ISSUE #37, JULY 1985

CHESS MASTER
BIBLE 5-7
SHIP WREK ADVENTURE
FILE TRANSFER
FOUR IN A ROW
MARSHY
TAPE CONTROLLER
CATACOMB
AUTO TALK
SGR8PAK

ISSUE #38, AUG. 1985

GDLF PAR3
WIZARD ADVENTURE
KITE DESIGN
ROBOTS
GOMOKU
AMULET DF POWER
LINE COPY UTILITY
DISK PLUMBER
SUPER RAM CHECKER
GRAPHIC HORSE RACE

ISSUE #39, SEPT. 1985

ORUNK DRIVING
CAR MANAGER
SQUEEZE PLAY
SUPER BACKUP
RECIPE MACHINE
ANTI-AIRCRAFT
UNREASON ADVENTURE
TALKING ALPHABET
SUPER VADERS
AUTOMATIC EDITOR

ISSUE #40, OCT. 1985

STAR TREK
HAM RADIO LOG
COCO WAR
DISK LABELER
SHIP WAR
ELECTRIC COST
MULTIKEY BUFFER
NUKE AVENGER
CURSOR KING
SAND ROVER

ISSUE #41, NOV. 1985

GRUMPS
DISK DRIVE SPEED TEST
SOLAR CONQUEST
GAS COST
RIME WORLD MISSION
WUMPLUS
CHARACTER EDITOR
GRAPHIC TEST
GRAPHIC LOOPY
BOLD PRINT

ISSUE #42, DEC. 1985

HOME PRODUCT EVALUATION
YAHTZEE
DISK UTILITY
MACH II
ELECTRONIC BILLBOARD
CAR CHASE
SUPER MANSION ADVENTURE
SLOT MACHINE GIVE AWAY
TEXT BUFFER
TUNNEL RUN

SUPER SAVINGS

Single Issue \$ 8.00 ea.
2-5 Issues \$ 6.00 ea.
6-10 Issues \$ 5.00 ea.
11 or more Issues \$ 4.50 ea.
All 80 Issues \$220.00
Purchase 20 or more issues and
receive a free 6 month subscription.

- Every Issue Contains 10 or More Programs
- Many Machine Language Programs
- Available for COCO I, II and III
- All Programs Include Documentation

- We send 1st Class No Charge
- Personal Checks Welcome!



BLOWOUT SALE

ISSUE #43, JAN. 1986
 DUELING CANNONS
 WATER COST
 ZIGMA EXPERIMENT
 MUSICAL CHORDS
 SAFE PASSAGE
 PASSWORD SCRAMBLER
 GUNFIGHT
 KEYPAD ENTRY
 STYX GAME
 PRINTER DIVERT

ISSUE #44, FEB. 1986
 HOME INVENTORY
 NINE BALL
 PRINTER REVIEW
 EXPLORER ADVENTURE
 SPANISH LESSONS
 CROSS FIRE
 RAM SAVER
 GRAY LADY
 JOYSTICK INPUT
 COSMIC SWEEPER

ISSUE #45, MAR. 1986
 INCOME PROPERTY MGMT.
 ELECTRONIC BILLBOARD 2
 MOUNTAIN BATTLE
 THE FIGHT
 COCO KEENO
 HOCKEY
 LOGICAL PATTERNS
 ON SCALE SCREEN
 LIBERTY SHIP
 SINGLE STEP RUN

ISSUE #46, APRIL 1986
 SPECIAL EVENTS REMINDER
 DISK LOCK
 SMALL BUSINESS MANAGER
 BOMB RUN
 TANKS
 TAR PITS
 BASEBALL
 NUMBER RELATIONSHIPS
 ROULETTE
 GLOBAL EDITOR

ISSUE #47, MAY 1986
 CHRISTMAS LIST
 BLACK HOLE
 PITCHING MANAGER
 SYMBOLIC DIFF.
 BUG SPRAY
 OWARE CAPTURE
 EASY GRAPHICS
 DESERT JOURNEY
 SCREEN CONTROL
 FULL ERROR MESSAGE

ISSUE #48, JUNE 1986
 CHESTER
 TV SCHEDULE
 BASE RACE
 ROMAN NUMERALS
 ASTRO DODGE
 HIRED AND FIRED
 MULTI COPY
 AUTO MATE
 SCROLL PROJECT
 NOISE GENERATOR

ISSUE #49, JULY 1986
 COMPUTER I.O.U.
 DISK DISASSEMBLER
 BAKCHECK
 PACHINKO
 STOCK CHARTING
 HAUNTED STAIRCASE
 CANYON BOMBERS
 DRAGONS 1 & 2
 GRAPHIC SCROLL ROUTINE
 AUTO BORDER

ISSUE #50, AUG. 1986
 BUSINESS INVENTORY
 D & D ARENA
 DISK CLERK
 PC SURVEY
 TREASURE HUNT
 SCREEN GENERATOR
 ASTRO SMASH
 NFL SCORES
 BARN STORMING
 SMASH GAME

ISSUE #51, SEPT. 1986
 ASSET MANAGER
 MONEY CHASE
 FISHING CONTEST
 RIP OFF
 HAND OFF
 BUDGET 51
 VAN GAR
 DOS EMULATOR
 MEM DISK
 VARIABLE REFERENCE

ISSUE #52, OCT. 1986
 ACCOUNTS RECEIVABLE
 WORKMATE SERIES
 CALENDAR
 INVASION
 THE TRIP ADVENTURE
 FOOT RACE
 FLIPPY THE SEAL
 SCREEN CALCULATOR
 ABLE BUILDERS
 SUPER ERROR2

ISSUE #53, NOV. 1986
 CORE KILL
 LUCKY MONEY
 COOKIES ADVENTURE
 NICE LIST
 SPANISH QUIZZES
 PAINT EDITOR
 CARVERN CRUISER
 SNAP SHOT
 MEGA RACE
 KICK GUY

ISSUE #54, DEC. 1986
 JOB LOG
 PEGS
 DIGITAL SAMPLING
 JUNGLE ADVENTURE
 PAINT COCO 3
 CONVERT 3
 COMPUTER TYPE
 PANZER TANKS
 MRS PAC
 BIG NUM

ISSUE #55, JAN. 1987
 GRADE BOOK
 MAIL LIST
 DOWN HILL
 FIRE FOX
 JETS CONTROL
 GALLOWES
 DIR MANAGER
 FIRE RUNNER
 GRAPHICS BORDER
 COSMIC RAYS

ISSUE #56, FEB. 1987
 CALENDAR PRINT
 CRUSH
 GALACTA
 OCEAN DIVER
 CLUE SUSPECT
 WORD EDITOR
 ALIEN HUNT
 DEMON'S CASTLE
 PICTURE DRAW
 DIG

ISSUE #57, MAR. 1987
 THE BAKERY
 ENCHANGED VALLEY ADV.
 SAFE KEEPER
 WAR 1
 BOMB DISABLE
 PIANO PLAYER
 SPREAD SHEET
 SLOT MANEUVER
 LIVING MAZE
 GEM SEARCH

ISSUE #58, APRIL 1987
 ACCOUNTS PAYABLE
 PRINTER GRAPHICS
 SIMON
 PANELING HELPER
 MULTI CAKES
 CAR RACE
 ELECTRONICS 1
 BATTLE TANK
 DISKETTE VERIFY
 WEIRDO

ISSUE #59, MAY 1987
 GENEALOGY
 HOME PLANT SELECTION
 CHECK WRITER
 HELIRESCUE
 KABOOM
 NEW PONG
 CROQUET
 FUNCTION KEYS
 ZOOM
 ELECTRONICS 2

ISSUE #60, JUNE 1987
 JOB COSTING
 LABELS
 CATCH A CAKE
 COCO MATCH
 ROBOTS
 STREET RACERS
 BOWLING 3
 ELECTRONICS 3
 GRAFIX
 KRON

ISSUE #61, JULY 1987
 EZ ORDER
 SUBMISSION WRITER
 KEYS ADVENTURE
 WALLPAPER
 CHOPPER COMMAND
 UNDERSTANDING OPPOSITES
 BIT CODE PLOTTING
 ELECTRONICS 4
 KING PEDE
 RAIDER

ISSUE #62, AUG. 1987
 PENSION MANAGEMENT
 HERB GROWING
 CATLOGER UTILITY
 RAIDERS
 ALPHABETIZING
 U.F.O.
 ELECTRONICS 5
 RAMBO ADVENTURE
 BLOCKS
 MULTI SCREEN CAVES

ISSUE #63, SEPT. 1987
 GENEALOGIST HELPER
 SMART COPY
 MAINTENANCE REPORTING
 COCO3-COCO 2 HELPER
 DIRECTORY PICTURE
 SUB ATTACK
 SAVE THE MAIDEN
 CAVIATOR
 ELECTRONICS 6
 MONKEY SHINE

ISSUE #64, OCT. 1987
 GARDEN PLANTS
 FORT KNOX
 ELECTRONICS FORMULAS
 SNAKE IN THE GRASS
 CYCLE JUMP
 GEOMETRY TUTOR
 WIZARD
 GAME OF LIFE
 ELECTRONICS 7
 FLIGHT SIMULATOR

ISSUE #65, NOV. 1987
 TAXMAN
 DAISY WHEEL PICTURES
 CHILDSTONE ADVENTURE
 SIR EGGBERT
 CROWN QUEST
 GYM KHANA
 COCO 3 DRAWER
 FOOTBALL
 ELECTRONICS 8
 CHOP

ISSUE #66, DEC. 1987
 ONE ROOM ADVENTURE
 OS9 TUTORIAL
 RIVER CAPTAIN
 SOUND EFFECTS
 BETTING POOL
 ADVANCE
 MATH TABLES
 ELECTRONICS 9
 LOWER TO UPPER
 NOIDS

ISSUE #67, JAN. 1988
 AUDIO LIBRARY
 SAVE THE EARTH
 WEIGHTS AND MEASURES
 LOW RES PICTURES
 WORD COUNTER
 BACARAT
 BATTLE SHIP
 ELECTRONICS 10
 TAPE CONVENIENCE
 PENQUIN

ISSUE #68, FEB. 1988
 COINFLE
 WORD COUNTER
 SQUIRREL ADVENTURE
 AREA CODES
 DRAW POKER
 TURTLE RACES
 ELECTRONICS 11
 MULTI SCREEN
 CANON PRINT
 COCO TENNIS

ISSUE #69, MAR. 1988
 POLICE CADET
 STAMP COLLECTION
 BARRACKS ADVENTURE
 CITY/TIME
 HI-LO/CRAPS
 OLYMPICS
 HI-RES CHESS
 ELECTRONICS 12
 DOUBLE EDITOR
 DOUBLE BREAKOUT

ISSUE #70, APRIL 1988
 BLOTTO DICE
 SUPER COM
 GENESIS ADVENTURE
 PLANETS
 PHK/WAR
 SIGN LANGUAGE
 ARX SHOOTOUT
 ELECTRONICS 13
 MAGIC KEY
 SNAP PRINT

ISSUE #71, MAY 1988
 SUPER LOTTO
 ROBOT ADVENTURE
 MAZE
 YAHTZEE 3
 PHASER
 SHAPES & PLATES
 STAR WARS
 ELECTRONICS 14
 PRINTER CONTROL
 MAZE 2

ISSUE #72, JUNE 1988
 FLYING OBJECTS
 THREE STOOGES
 HOSTAGE
 PROGRAM TRIO
 GLADIATOR
 US & CAN QUIZ
 JEOPARDY
 ELECTRONICS 15
 COCO 3 PRINT
 CITY COMMUNICATOR

ISSUE #73, JULY 1988
 FOREIGN OBJECTS
 CHESS FUNDAMENTALS
 WATERFOWL QUIZ
 WHAMMY 3
 ADVENTURE TUTORIAL
 CIRCLE 3
 EDUCATIONAL TRIO
 WRITE-UP EDITOR
 PICTURE PACKER
 AIR ATTACK

ISSUE #74, AUGUST 1988
 VIDEO CATALOG 3
 ONE EYE WILLIE
 JAVA
 GAME TRIO
 CRIONAUT WARRIOR
 ENVELOPE PRINT
 RAM DRIVE 3
 MODE 2 UTILITY
 XMODEM TRANSFER
 CAVE II

ISSUE #75, SEPT. 1988
 DRACULA HUNT
 HELP TRIO
 SHOWDOWN DICE
 TARZAR 1 ADVENTURE
 ARAKNON
 CASHFLOW REPORTING
 GRAPHIC LETTER
 GRAPHIC EDITOR
 ADDRESS BOOK
 SQUARES

ISSUE #76, OCT. 1988
 SUPER BLITZ 3
 CHAMBERS
 TRIO RACE
 EARTH TROOPER
 STARGATE
 BOWLING SCORE KEEP
 JOYSTICK TO KEYBOARD
 KEYBOARD TO JOYSTICK
 DISK TUTORIAL
 SAILORMAN

ISSUE #77, NOV. 1988
 POLICE CADET #2
 STARSHIP SHOWDOWN
 MUSIC COMPOSER
 COUPONS/REBATES
 PROGRAM LIBRARY
 BOY SCOUT SEMAFORE
 HOUSEHOLD CHORES
 MAXOMAR ADVENTURE
 CHUCK LUCK 3
 BUZZARD BATE

ISSUE #78, DEC. 1988
 POLICE CADET #3
 TANK TURRET
 WAR OF THE WORLDS
 SPINSTER CAFE
 COCO SIZE
 SIGN MAKER
 LEGAL DEDUCTIONS
 BOOKKEEPING
 CAR LEASE 3
 WAREHOUSE MUTANTS

ISSUE #79, JAN. 1989
 POLICE CADET #4
 POKER 3
 TILER TEX
 BATTLE
 INSIDE THE COCO
 COCO B.B.S.
 HOT DIRECTORY
 VCR TUTORIAL
 PRINTER CONTROLLER
 THE KING

ISSUE #80, FEB. 1989
 SCRABBLE
 SPELLING CHECKER
 SANDSTONE
 FAMILY FEUD
 HARNESS RACING
 MINI GOLF 3
 ULTIMATE TERMINAL 3
 NETWORK TUTORIAL
 THE NETWORK
 MONEYOPOLY

*Gentlemen,
 I just received my first
 order and I am very
 pleased! Enclosed is a
 check for all the remain-
 ing back issues plus a
 1-year subscription.*

*Gary Rhodes
 Fontana, CA*

*Dear T&D
 As the Computer
 Instructor for our
 school, I have been a
 subscriber to T&D
 software for two years. I
 love your programs. The
 quality is excellent!*

*Barry R. Gokker
 Staten Island, NY*

MAIL TO:

T & D Subscription Software
 2490 Miles Standish Drive
 Holland, Michigan 49424
 (616) 399-9648



Name _____

Address _____

City _____ State _____ Zip _____

Credit Card# _____

Expires _____

TOTAL AMOUNT\$ _____

One Year Subscription ONLY \$60.00!!

CIRCLE ISSUES DESIRED

- | | | | | | | | | | |
|---|----|----|----|----|----|----|----|----|----|
| 1 | 9 | 17 | 25 | 33 | 41 | 49 | 57 | 65 | 73 |
| 2 | 10 | 18 | 26 | 34 | 42 | 50 | 58 | 66 | 74 |
| 3 | 11 | 19 | 27 | 35 | 43 | 51 | 59 | 67 | 75 |
| 4 | 12 | 20 | 28 | 36 | 44 | 52 | 60 | 68 | 76 |
| 5 | 13 | 21 | 29 | 37 | 45 | 53 | 61 | 69 | 77 |
| 6 | 14 | 22 | 30 | 38 | 46 | 54 | 62 | 70 | 78 |
| 7 | 15 | 23 | 31 | 39 | 47 | 55 | 63 | 71 | 79 |
| 8 | 16 | 24 | 32 | 40 | 48 | 56 | 64 | 72 | 80 |

**PLEASE CIRCLE
 TAPE or DISK**

```

AV(2)
2200 T(3)=((AV(1)*N(9))+(AV(2)*N
(10))+(AV(3)*N(11))+(AV(4)*N(12)
))/AV(3)
2210 T(4)=((AV(1)*N(13))+(AV(2)*
N(14))+(AV(3)*N(15))+(AV(4)*N(16)
))/AV(4)
2220 L=(T(1)+T(2)+T(3)+T(4))/4
2230 I=(L-4)/(4-1)
2240 RI=I/.9
2250 GOSUB 4000
2260 RETURN
3000 'PROCESS FOR 5 ALTERNATIVES
3010 N(1)=1:N(6)=1/N(2):N(7)=1:N
(11)=1/N(3):N(12)=1/N(8):N(13)=1
3020 N(16)=1/N(4):N(17)=1/N(9):N
(18)=1/N(14):N(19)=1
3030 N(21)=1/N(5):N(22)=1/N(10):
N(23)=1/N(15):N(24)=1/N(20):N(25)
)=1
3040 FORX=1 TO A:G(X)=0:NEXTX
3050 FORX=1 TO A:FORY=X TO Z STE
P A
3060 G(X)=G(X)+N(Y):NEXTY:NEXTX
3070 S(1)=N(1)/G(1):S(2)=N(2)/G(
2):S(3)=N(3)/G(3):S(4)=N(4)/G(4)
:S(5)=N(5)/G(5)
3080 S(6)=N(6)/G(1):S(7)=N(7)/G(
2):S(8)=N(8)/G(3):S(9)=N(9)/G(4)
:S(10)=N(10)/G(5)
3090 S(11)=N(11)/G(1):S(12)=N(12)
)/G(2):S(13)=N(13)/G(3):S(14)=N(
14)/G(4):S(15)=N(15)/G(5)
3100 S(16)=N(16)/G(1):S(17)=N(17)
)/G(2):S(18)=N(18)/G(3):S(19)=N(
19)/G(4):S(20)=N(20)/G(5)
3110 S(21)=N(21)/G(1):S(22)=N(22)
)/G(2):S(23)=N(23)/G(3):S(24)=N(
24)/G(4):S(25)=N(25)/G(5)
3120 AV(1)=(S(1)+S(2)+S(3)+S(4)+
S(5))/5
3130 AV(2)=(S(6)+S(7)+S(8)+S(9)+
S(10))/5
3140 AV(3)=(S(11)+S(12)+S(13)+S(
14)+S(15))/5
3150 AV(4)=(S(16)+S(17)+S(18)+S(
19)+S(20))/5
3160 AV(5)=(S(21)+S(22)+S(23)+S(
24)+S(25))/5
3170 IFF<>1 THEN V(K,1)=AV(1)
3180 IFF<>1 THEN V(K,2)=AV(2)
3190 IF F<>1 THEN V(K,3)=AV(3)
3200 IFF<>1 THEN V(K,4)=AV(4)
3210 IFF<>1 THEN V(K,5)=AV(5)
3220 T(1)=((AV(1)*N(1))+(AV(2)*N
(2))+(AV(3)*N(3))+(AV(4)*N(4))+(
AV(5)*N(5)))/AV(1)
3230 T(2)=((AV(1)*N(6))+(AV(2)*N
(7))+(AV(3)*N(8))+(AV(4)*N(9))+(
AV(5)*N(10)))/AV(2)

```

```

3240 T(3)=((AV(1)*N(11))+(AV(2)*
N(12))+(AV(3)*N(13))+(AV(4)*N(14)
))+AV(5)*N(15))/AV(3)
3250 T(4)=((AV(1)*N(16))+(AV(2)*
N(17))+(AV(3)*N(18))+(AV(4)*N(19)
))+AV(5)*N(20))/AV(4)
3260 T(5)=((AV(1)*N(21))+(AV(2)*
N(22))+(AV(3)*N(23))+(AV(4)*N(24)
))+AV(5)*N(25))/AV(5)
3265 L=(T(1)+T(2)+T(3)+T(4)+T(5)
)/5
3270 I=(L-5)/(5-1)
3280 RI=I/1.12
3290 GOSUB 4000
3300 RETURN
4000 IFRI<.1 THEN CF=0:IFRI<.1 T
HEN GOTO 4090
4010 SOUND 45,3:SOUND 2,8:PRINT"YO
UR ANSWERS ARE NOT CONSISTENT!!!
":CF=1
4020 PRINT"HERE IS ANOTHER CHANC
E TO EXPRESS YOUR PREFERENCE."
4030 PRINT"PERHAPS YOU SHOULD EN
D THE PROGRAM AND RETHINK YOUR V
IEWS ABOUT"
4040 PRINTU$:PRINT"CHOOSE <Y> TO
CONTINUE <N> TO ABORT PROGRAM"
4050 P$=INKEY$:IFP$=""GOTO 4050
4060 IFP$="N"THENGOTO 620
4070 IFP$="Y"THENGOTO 4090
4080 PRINT"??? TRY AGAIN ???":GO
TO 4050
4090 RETURN

```

Two-Liner Contest Winner . . .

This shortie prints a screen PRINT@ work sheet like the one on Page 176 of Radio Shack's BASIC manual. Just type in and run, and two tables will be printed on 8½-by-11 inch paper.

The listing:

```

1 CLS:P=PEEK(65314)AND1:IF P>0 T
HENPRINT@201,"printer offline":G
OTO1 ELSEPRINT@199,"PRINTING 2 T
ABLES":FORX=1TO33:P$=P$+" "+:NEX
TX:FORZ=1TO2:PRINT#-2,STRING$(7,
13);" ";:FORX=1TO3:PRINT#-
2,STRING$(17," ");X:NEXTX
2 PRINT#-2,CHR$(13);" ";:FORX
=1TO3:FORY=0TO9:PRINT#-2,STR$(Y)
:NEXTY,X:PRINT#-2," 0 1":PRINT#
-2," ";P$:FORX=0TO480 STEP32:P
RINT#-2,USING"###";X:PRINT#-2,P
$:NEXTX,Z

```

Sam Mony
Kalamazoo, MI

(For this winning two-liner contest entry, the author has been sent copies of both *The Third Rainbow Book of Adventures* and its companion *The Third Rainbow Adventures Tape*.)



Give your kids a head start with the affordable, expandable Tandy® Color Computer 3®



Get real computing power with the Tandy Color Computer 3. Connect it to your TV and you'll have your own home computer system—for just \$199.95.

With the educational software available for the Color Computer 3, your children can study math, reading, typing—a variety of subjects—all while learning how to use a *real* computer.

The Color Computer 3 provides impressive computing power for grownups, too. There's a library of useful Color Computer software available—choose from word processing, spreadsheet, database and, of course, games the whole family can enjoy.


Make your computer more versatile with optional accessories such as a printer, disk drives, a telephone modem and more. Add a CM-8 high-resolution monitor to create colorful, razor-sharp graphics.

The Color Computer 3 offers uncompromising performance at a terrific price. And it's available now—visit Radio Shack today for a demonstration!

Price applies at Radio Shack Computer Centers and participating stores and dealers. Monitor, platform and Program Pak™ sold separately.

Radio Shack®
The Technology Store™

A DIVISION OF TANDY CORPORATION



This line is in Courier.
 This line is in Sanserif.
 THIS LINE IS IN ORATOR
 WITH SMALL CAPITALS.
 This line is in Orator
 with lowercase.
 This line is in Draft mode.
 This is Standard sized text
 This is Double
 -width text.
 This is Double-height
 text.
 Double-width &
 Double-height te

Hardware

CoCo 3

Star NX-1000 Rainbow Printer— Let the True Colors Shine Through

It wasn't long after I bought my first CoCo that I began to realize the power of the machine. And I quickly realized I was going to need more than just a cassette recorder to harness that power. So, a few months later I got my first disk drive. This worked well until I wanted to share the results of my computing with others. The next major investment was a printer. I was happy with my purchase, a DMP-200 from Radio Shack for just \$499. Since that time, *the flexibility and power of dot-matrix printers has increased explosively.* And one printer that stands up there in the front line is the Star NX-1000 Rainbow.

The Star NX-1000 Rainbow printer is an enhancement of another Star printer,

the NX-1000. The only difference (an \$85 difference) is that the NX-1000 Rainbow adds color. The NX-1000 Rainbow offers quite a bevy of features. Using a four-color (red, blue, yellow and black) ribbon, the NX-1000 Rainbow will print text in any of seven colors right out of the box: black, red, blue, violet, yellow, orange and green. It is a simple matter to send the proper codes to select any of these colors at nearly any time.

In addition to the color capability, the NX-1000 Rainbow offers five type styles: Courier, Sans Serif, Orator using small capitals, Orator with lowercase, and Draft. Each of these is available in standard or italic. With the exception of the draft mode,

all styles are printed in the NLQ (Near-Letter-Quality) mode.

To offer even more choices, these styles can be printed in any of six pitches: pica, elite, condensed pica or elite, and proportional pica or elite. Finally, characters are printable in standard size or double-height, double-width, double-height and -width, and quad-height and -width. While I probably wouldn't use all of these possibilities, it is good to know the printer has the capability. It's almost like having a typesetting machine next to the computer table.

The NX-1000 Rainbow is average in terms of printing speed. It will print at 120 cps (characters per second) in the draft mode and 30 cps in any of the NLQ modes. This isn't all that impressive. At the same time, it pretty much matches most similarly priced printers in this department.

In addition to the standard character set (96 ASCII characters) and the IBM set (244) characters, the NX-1000 Rainbow offers up to 192 draft or 78 NLQ download

characters. These characters are user-defined and allow the creation of small graphics or special symbols — handy for mathematics work. The only drawback, and it is a minor and very common one, to using download characters is the occupation of the normally active 8K text buffer, which leaves only a single-line buffer for received text in its place.

Over the past few years, more and more printer developers have moved toward allowing more complete control of the printer from the front panel. I like this trend and believe it reflects growing support of beginning/intermediate users. The NX-1000 Rainbow offers front-panel control of type style (including italics), print pitch and right and left margins. It also allows the user to clear the buffer, perform forward and reverse micro-feed (vertical paper movement in very small increments), and to park the paper. This is a long way from the standard linefeed/formfeed and on-line/offline buttons of just a couple of years ago.


One aspect I have not seen before is the front-panel lock. By pressing the front-panel NLQ button during power-up, you prevent software from altering printer style settings when it boots. Similarly, pressing the Print Pitch button during power-up locks out software changes to the pitch control. In either case, the settings can still be altered using the front panel. This “stay-in-panel” feature can prevent software designed for other printers from interfering with the NX-1000 Rainbow’s settings. I imagine it was designed primarily for MS-DOS systems, but this feature deserves mention in the CoCo Community, as well.

Speaking of MS-DOS, the NX-1000 Rainbow features an IBM mode in which it emulates the IBM Proprinter II. This makes the machine quite versatile in an ever-changing world of computer systems. This emulation is available through a DIP switch setting. The printer can also emulate the Epson LX-800.

The NX-1000 Rainbow allows a great deal of flexibility through its use of both tractor-feed and friction-feed mechanisms. While these features are commonly offered together on other printers, the NX-1000 Rainbow takes them a step further. Like printers costing much more, the NX-1000 Rainbow features paper-parking. In a nutshell, this means the paper loaded into the tractor feed can be moved out of the way, by the printer, without removing it from the printer. After this is done, single sheets can be printed using friction feed.

Later, it is a simple matter to “reload” the tractor feed paper. You see, by pressing two buttons on the front panel, you tell the printer to pull the paper loaded into the tractor feed back away from the platen to make room for single sheets. This can be especially useful for correspondence in a business setting.

You might want to keep mailing labels loaded into the tractor feed. To do a letter, you would park the paper (labels), write and print your letter, unpark the labels and



print one, then repark them. No more hassle repeatedly loading and unloading the printer. Another advantage to this approach is the tractor-feed being a push-feed system. In other words, the feed mechanism is located behind the platen; it pushes the paper through the printer instead of pulling it, reducing paper waste.

Another thing I really like about the Star NX-1000 Rainbow is the ease with which the features can be selected from inside word processors. Type style, character size, the seven standard colors, and

the bold and italic modes can be accessed simply by placing a command between double parentheses. For example, entering the characters ((S)) 2 right in the middle of your word processing document will cause the text, when printed, to come out in double height. When it receives a double open parentheses, the NX-1000 Rainbow looks at what follows, determines if it is a valid command, and if it is then executes it. You can even set up these commands in macros, if macros are supported by your word processor. This sure beats wading through a bunch of control codes. The following commands are accepted:

- ((F))0 Courier
- ((F))1 Sans Serif
- ((F))2 Orator, small caps
- ((F))3 Orator, lowercase
- ((F))9 Draft
- ((S))0 Standard size
- ((S))1 Double width
- ((S))2 Double height
- ((S))3 Double width and height
- ((C))0 Black
- ((C))1 Red
- ((C))2 Blue
- ((C))3 Violet
- ((C))4 Yellow
- ((C))5 Orange
- ((C))6 Green
- ((B))0 Bold off
- ((B))1 Bold on
- ((I))0 Italics off
- ((I))1 Italics on

Dayton Associates of W. R. Hall, Inc.

Dayton, Ohio, quickly becoming a high-technology city in the Midwest, is home for three large technical centers — NCR, Wright State University and Wright Patterson Air Force Base. Since Dayton is a growing, technical city, it seemed the appropriate place for the birth of Dayton Associates of W.R. Hall, Inc.

Dayton Associates was founded in 1983 by William R. Hall, a graduate from the Pennsylvania Institute of Technology. Hall is currently technical director of his company. The idea for Dayton Associates came under consideration when he was designing computer interfaces under contract for the Air Force. When the contract was complete, Hall decided to use his knowledge to design and provide interfaces for the CoCo.

Dayton Associates believes in the Color Computer, as exhibited by its exclusive use

of Color Computers. In addition to design work, Dayton Associates prides itself in delivering complete printer packages (printer, interface and software), or “turn key” systems, to other CoCo users. In addition to the full product support offered, customers have the added security of knowing Star Micronics (the company that produces the printers sold by Dayton Associates) offers full support nationwide.

The success of Dayton Associates of W.R. Hall, Inc. can be attributed to Hall’s easy accessibility, gaining him customers from five continents. Although the customer base ranges from commercial sources in America to American embassies and government agencies here and abroad, Hall claims that home computer users are his main customers. As a bonus, technical support extends even into the evening hours. □

The Blue Streak Ultima Serial/Parallel Interface

The Color Computer is designed to send data serially to a printer. Because of the special format used in the CoCo's serial port, this somewhat limits users to Radio Shack printers; after all, they are the only ones marketed with an identical port. Most other computers and printers are designed to communicate in a parallel fashion.



In serial communications, each character is sent down a single wire, one bit at a time. In parallel communications, all bits making up a single character are sent down several wires at the same time. This results in much faster, and usually more reliable, operation. A serial/parallel interface fits between a serial and a parallel port and allows these systems to communicate properly. Since most every printer has a parallel port, these interfaces have been very popular in the CoCo Community as a way to use other printers with the CoCo.

The Blue Streak Ultima is the latest in a long line of products from Dayton Associates. It is a serial/parallel interface that allows transmission up to 19,200 baud. Therefore, it receives serial data from the CoCo at up to 19,200 bits-per-second and presents that data to the parallel port of your printer. Dayton includes the Blue Streak

Ultima with the printers it sells, giving the buyer a great deal of flexibility.

The Ultima is switch-selectable for 300, 600, 1200, 2400, 4800, 9600 and 19,200 baud data reception. All you need to do is set the switch and make sure your CoCo is transmitting at the same speed. This is accomplished via pokes to memory location 150 of the CoCo as follows:

POKE150, 180	300 baud
POKE150, 87	600 baud
POKE150, 41	1200 baud
POKE150, 18	2400 baud
POKE150, 7	4800 baud
POKE150, 1	9600 baud

In order to send from the CoCo at 19,200 baud, you must issue the poke for 9600 baud and then poke the CoCo for high speed. This is not recommended for those who don't understand it. And, in truth, it really isn't necessary — except, perhaps, when performing a color dump of a CoCo 3 screen.

The ability to switch the interface between baud rates is necessary with some software that is "hard-coded" and doesn't allow the user to alter the rate.

The interface is solidly built, yet looks good when placed in a system. It can be used in conjunction with a Y cable for those users wanting to share the serial port with a modem. Because of its high-impedance (15 kilohms) input, it doesn't require a serial switcher as long as it is used with a modem also having a Hi-Z input. The interface is available from Dayton Associates as a stand-alone item for \$39.95, but is included with their printer systems. □

The nine-pin printer features a standard Centronics interface and 240 dpi (dot-per-inch) resolution in the quad-density graphics mode. The NX-1000 Rainbow is well-suited for use with the Blue Streak Ultima serial/parallel interface packaged with it by Dayton Associates. Dayton also sells the color ribbons for \$10. To avoid waste during non-colored text printing, black ribbons are available from Dayton for \$6.

While color printing can be useful in some text applications, the printer really shows its stuff with color graphics. See the photos for samples of what it can do.

To provide access to the color graphics abilities of the printer, Dayton Associates includes the *Color Imaging System* with the printer package. This software gives you a way to print PMODE and HSCREEN images in full color. Let's follow the process for a typical HSCREEN image.

The picture I wanted to print is an MGE, HSCREEN2 image. I first loaded the image into *Color Max 3* and pressed Reset. This

exited *Color Max 3* but left the image in memory. Then I ran HRCSGP.BAS from the imaging system disk. I followed some relatively simple prompts to a point where I was asked if I wanted to use the default colors or define my own. I chose to define the colors. This is done by selecting just how much of each color ink you want for a given palette slot. You see, for HSCREEN2, the artist has 16 slots available. With HRCSGP, you define how each of these slots will be printed by entering how much black, blue, red and yellow you want printed for that slot. You can select none, light and solid for each color in each slot — 81 different shades at your fingertips.

This color-definition capability has the advantage of allowing the user to redefine screen colors. You have complete control over what colors are printed. One example where this could come in handy is schematic work. If you have a color schematic done in *CoCo Max III* and you want it printed in black and white, you might set

all slots to black except the ones controlling background color.

However, I find Dayton's implementation of this capability to be awkward and incomplete. In translating the colors, it is necessary to use a pad of paper to keep track of the colors in the 16 slots. And you really have no way of knowing how a particular mix is going to look on paper. I would like to see a utility in the package that prints out a color chart of all 81 variations. Then you could compare this chart with the actual screen color and know the best definition to use for each slot.

It is important to note Colorware offers a Star NX-1000 Rainbow driver for *CoCo Max III*. This new item was unavailable for this review. Still, for \$19.95, it would seem to be the way to go when using *CoCo Max III* with the Star NX-1000 Rainbow.

As sold by Dayton Associates, the Star NX-1000 Rainbow includes the Blue Streak Ultima interface, the *Color Imaging System* and the software support disk. This latter disk includes tutorials on how to use your printer and to select its many features, as well as black-and-white screen dump routines for PMODE and HSCREEN images. The complete package sells for \$279.95 plus \$10 shipping. At that price, I think it is one of the best deals around, an excellent package at an excellent price. I suggest you give it serious consideration when you are looking for a printer system.

(Dayton Associates of W.R. Hall, Inc., 9644 Quailwood Trail, Spring Valley, OH 45370, 513-885-5999; \$279.95 plus \$10 S/H)

—Cray Augsburg

Software

CoCo 1, 2 & 3

The Aussie Collection— A Public Domain Six-Pack From the Land Down Under

Ever wish you could travel nearly half-way around the world without leaving your CoCo keyboard? With the *Aussie Collection* you can do just that. This interesting six-pack has something for everyone — music, games, speech, graphics and more. The *Aussie Collection* runs on any CoCo, from an old gray battleship to the newer CoCo 3, using the 32-character text screen and compatible graphics screen.

While most of the programs ran great, some of them had syntax or other errors. Most of the programs are written in simple

Pre-Rainbowfest Sale. We Pay Shipping!*

MULTI-FONT PRINTER NX-1000 NEW

7 Color Printer for Your CoCo

The NX-1000 gives you plenty of print options for attractive printing.

Four typestyles. Four pitch sizes, in standard and italics for a total of 32 NLQ modes.

The NX-1000 Rainbow gives you all these features plus online access to 7 color printing and graphics. Black, blue, red, yellow, green, violet, and orange. Both models have a 1 year warranty and a 30 day online trial.



NX-1000 SPECS: 144 cps Draft, 36 cps NLQ (18 x 23 dot matrix), 4 NLQ Fonts, Italics, Sub & Superscripts, Emphasized, Doublestrike, Proportional, Condensed, International, Downloadable, Quad Tail, Double Tail, Underline, 9+ Pitches, Forward and Reverse n/216" Line Feeds, Absolute or Relative Vert. & Horz. Tabs, Left, Center or Right Justification, 8 Graphics Modes to 1920 dpi, Macro Instruction, Bidirection, Adjustable Tractor Feed, 200+ Printable Characters, Semi Auto Sheet Feed, Front Panel Soft Touch Control, Epson and IBM Emulate, 4k Data Buffer, Hex Dump.
Rainbow: Same plus color.

NX-1000 SYSTEM INCLUDES:

- Star NX-1000 Printer **\$199⁹⁵**
- Blue Streak Ultima
- Software Support Trio +\$10 Shipping & Ins.

COMPLETE

NX-1000 RAINBOW SYSTEM INCLUDES:

- Star NX-1000 Colour Printer **\$279⁹⁵**
- Blue Streak Ultima +\$10 Shipping & Ins.
- Software Trio **COMPLETE**
- Color Super Gemprint

The Smallest, Sleekest, Fastest Serial To Parallel Converter You Can Buy!

7 Switchable Baud Rates

300 • 600 • 1200 • 2400 •
4800 • 9600 • 19200

Use this "smart" cable to connect a Centronics parallel printer to any version CoCo or use it to improve performance of your current printer. The cables are long-life, high quality shielded cables with moulded plugs for extra durability.

Try a Blue Streak Ultima on your system for 30 days RISK FREE. One year warranty.

The Blue Streak Ultima

Powered version
add \$6.00.

\$39⁹⁵
+\$2 Shipping



FREE
with purchase of any
NX-1000 System

Software Support Trio

Type Selection/Tutorial

Online instructional program that will select 24 special features of your printer or display methods to incorporate them into your programs.

Super Gemprint

Will transfer Pmode 0, 1, 2, 3, or 4 picture screen to printer 8"x11" hardcopy. Black/white, white/black or grey level shading for color.

Hi-Res Super Gemprint

Disk software that will transfer a Hscreen 1, 2, 3, or 4 picture screen to printer. Grey level shading for color.

FREE
with purchase of any
NX-1000 Printer

**All Three
Programs
\$19⁹⁵**

Color Super Gemprint

Print your Graphics Screen
in Color on your NX-1000
Rainbow!

Use your favorite program to create a pmode or hi-res graphic image, but don't stop there! Run our color graphics software and print a color image using a palette of 81+ colors on your NX-1000 Rainbow from a CoCo 1, 2, or 3. Requires 32k ECB Disk.

\$19⁹⁵
FREE
with purchase of any
NX-1000 Rainbow
System

Price, availability and specifications
subject to change without notice.

Order Your System Today... Call (513) 885-5999

DAYTON ASSOCIATES of W.R. Hall, INC.

9644 Quailwood Trail • Spring Valley, Ohio 45370

Visa & Master accepted within
the continental U.S.

Ohio residents add 6% sales tax
COD add \$3.00

* Shipping paid only in Continental U.S. Normal shipping charges to Canada, P.R., HI, AK, APO, FPO are double. Triple charge to all other countries. These areas can take advantage of show special by deducting the continental U.S. shipping amount from their normal shipping costs. Offer expires April 14, 1989.

Disk BASIC and can be edited by the user. There are no printed instructions, but you will find them in the programs when needed. Just remember that the English used is not American English. If you are told you will have ten "goes," that's 10 turns; even reading the text can be a lot of fun. For most of the files you can just type `RUN"filename"` or, in the case of .BIN files, `LOADM"filename":EXEC`. Some of the files are intended to be run or used by another program, as with the excellent geography lesson files on Disk 6.

"Music, Music, Music" is the theme of Disk 1, and it really is varied. You will discover everything from children's songs to national anthems, from bush songs to Scottish reels. Some of the songs are done with simple `PLAY` commands, but many are very nicely done in machine language. The ML songs sound as if they were programmed in at least four-part harmony and are quite impressive. I had almost as much fun with some of the titles as I did with the songs. I found the TV speaker did not do the ML songs justice and used my stereo to listen to them. I often found myself wanting to hear more when they ended. You may be surprised at just how good your CoCo can sound without MIDI or a music pack.

The novice CoCo user may find Disk 2's graphics and music tutorials helpful in learning more about CoCo's `Pmode` graphics and the `PLAY` command. Math fans may have fun with `QUADSOLV`, and I couldn't resist trying `BIGMONEY`. Who could? You may have a problem using `FUELCHER` unless you have an odometer that reads kilometers and a gas station that serves "petro" by the liter; but if you do run the program, you can convert the results to miles per gallon. While the serious game player may scoff at `MATES`, I found that many of us may have forgotten just what fun a simple game can be.

On to Disk 3 we go. The first file, `HEADS`, is not a game of pictures of bathrooms for you sailors out there, but an information file about using the disk. Disk 3 has 30 `Pmode` picture files and a couple of `BASIC` programs to print the pictures as letterheads. The printer programs cover the DMP-105, 110 and 130 Radio Shack printers and are written in `BASIC`. While I was not able to use the printer programs, the pictures are exceptional; in fact, I may write a driver for one of my three printers just to be able to use them. None of my printers are compatible with the DMP printers. If you want only to view these pictures, you can type `LOADM"filename"`, then enter `10 Pmode4:SCREEN1,1:GOTO10` and run to see them.

Disk 4 was disappointing because both

`JOYDISK` programs and all three shooting games had errors and would not run. The kids had fun with `SHIPSUB` but the `UFOMAZE` game was too hard, even for me. But then I'm not a die-hard game player. If you want to play `SKELQUIZ`, you had better study up on the names of your body's bones first! All the games on this disk are written in `BASIC`, and I found the play much better with the speed-up poke.

If you don't believe me when I say Disk 5 is alive, just run `HELLO!` You will be greeted by the author of this disk through your speaker, Australian accent and all. Want to learn about what they eat in the Land Down Under, run `SHOP`, a grocery database program that will print a list for you. While `SHOP` may not be fancy — do not expect pretty formatting of the screen or printed listings — it was interesting reading for this Yankee.

`CANON` is a challenge of setting a cannon's angle to hit your target, and `LLIST32` is for printing program listings in a 32-column format. `DIGI` is a utility for digitizing sound (remember `HELLO?`) and to play it back via the TV speaker. `DIGI` can also save or load digitized sound to or from disk or tape. `MCBASE` is a mini name and address database program. Some of the programs were very simple but informative. `LOWRCASE` was of limited value on my CoCo 3; it's intended for the newer CoCo 2s, to give you a true lowercase display on the 32-character screen.

Last, but not by any means least, is Disk 6. This disk contains a collection of five files that make up a geography program. `GEOG` can be used as a tutorial or quiz about Australia. The program uses `Pmode 3` for its graphic displays and is well-done. I found it both educational and interesting to learn about the Land Down Under. Text screens are used to give a lot of information about everything from rainfall to industry, while maps of Australia graphically show where these regions are located.

While I could not cover every program on all the disks here, I hope I've given you a good idea of what is in the *Aussie Collection*. On the whole I found the set entertaining, fun and educational. My personal favorites were the music, letterhead graphics and geography disks. Although disks 2, 4 and 5 might not be of great interest to the more experienced CoCoist, disks 2 and 5 could be fun and helpful to the beginner. A few of the programs (five out of 11 program files on Disk 4) had errors and would not run.

The company offering *Aussie Collection*, The Public Domain Software Copying Company, offers some extras to its

programming customers. If a user returns an improved version of a company program (provided there's a note of explanation of the modification), that user receives credit for a free disk on his or her next purchase. People who donate original or downloaded programs receive two free disks on their next purchase (but they must include a letter of origin). Also, students and users group club members receive a 15 percent discount on any order.

(The Public Domain Software Copying Company, 33 Gold St., Suite L3, New York, NY 10038, 800-221-7372; \$39.95 for the set or \$10 each, \$4.50 S/H: First product review for this company appearing in THE RAINBOW.)

—J.D. Walker

Software

CoCo 3

DaVinci3—

An Environment for Your Masterpieces

DaVinci3 is a low-priced, high-resolution (320-by-192, 16-color) graphics creation and editing program for the Color Computer 3 that offers most of the features available in its higher-priced competitors. *DaVinci3* requires at least one disk drive and some type of input device (a joystick, x-pad or mouse). It should be noted that a Hi-Res interface, or any other hardware device, is *not* required. A printer, of course, is optional. I found *DaVinci3* ran equally well under Disk BASIC 1.0/1.1 and *ADOS3* (as long as the *ADOS* disable command was used).

The program is unprotected, and the user is encouraged to back up the disk to create a working copy. The working copy must *not* have a write-protect tab on it, as the program will write to disk from time to time during its normal operation.

DaVinci3 comes with a 13-page manual, which is well-written and leads you through all the features of the program applications and the included "convert" utility — it transfers standard `Pmode 3` or 4 pictures saved in binary format (loadable with a `LOADM` command) to a format you can then load into *DaVinci3*.

DaVinci3 supports a lot of features, but it tends to run a bit slowly at times. For the most part, though, operation is smooth and timely. The program has a rather unique method of implementing Hi-Res control: By pressing the space bar, you toggle between "fine" and "regular" modes. In the fine mode, the travel of the cursor is


limited, but the ratio of joystick motion to screen motion changes to allow for detailed work.

DaVinci3 will create one full graphic screen (320-by-192); there is no two-page, double-screen feature. The printouts I made took up roughly one-half of a standard piece of printer paper. Printers supported include the Star NX-10 and the DMP 105, 110 and 130. The CGP-220 is supported in color, which is quite impressive. Color replication from screen to paper is fairly accurate. The one problem with printing seems to be a slight flattening of the picture.

Both RGB and composite monitors are selectable upon bootup. More detail is provided, of course, with an RGB monitor, but I was impressed with the look on a composite monitor, as well as with that of a regular color TV. At any rate, the program can be used with whatever type of display you may have.

As soon as you have booted up and chosen your display type, you will be in the drawing screen. From here you can select any of the program's drawing options, the disk access menu, the printing menu, etc. When you press the CLEAR key the borders disappear, and you are given full editing capabilities of the entire

screen. The CTRL key also has its own special function, toggling Zoom — always a welcome feature in any graphics editor. *DaVinci3* has a 400-percent Zoom feature, which is more than adequate for the finest of detailed work.



Text (40 columns by 24 lines) can be entered in your graphic in six fonts: Standard, Mac, Roman, Italic, Old English and Bold Italic. Upper- and lowercase letters are supported via the SHIFT-0 combination.

DaVinci3 supports an "Oops" function that will restore the top 80 percent of the screen. The bottom 20 percent remains as it was prior to the Oops command. To avoid this, two special keys, F1 and F2, can be used before making drastic changes to your picture. The F1 key, when pressed,

will force the saving of the full screen to the Undo buffer. When the F2 key is pressed, it will restore the picture saved by pressing the F1 key. You can also capture screens from other graphics creation programs, games, etc., that use the Hi-Res screen by pressing the F2 key before making any menu selection when you start the program. Provided the previous program's screen is still in memory, this is accomplished usually by exiting the other program via the Reset button. When *DaVinci3* starts, it automatically saves whatever was left on the Hi-Res screen.

After you select a color from the color bar, the arrow keys allow you to tune it. For composite monitors/TVs, the left arrow key will change the color in sort of the order of the spectrum: red, orange, yellow, green, black/grey, blue-green, blue, purple, etc. The right arrow adjusts the color in the opposite direction: red, purple, blue, blue-green, black/grey, green, yellow, orange, red, etc.

There are four intensity settings (dark to light) for each of the 16 available hues. The up arrow will make the color lighter until it is as light as it can get. The down arrow will make it darker until it reaches its darkest shade. Brown tones are achieved by using dark oranges or yellows.



Conquer the World!

DOMINATION \$18 MULTI-PLAYER STRATEGY GAME!

Try to take over the planet of YCNAN. Battle other players armies to take control of their provinces and defend yours. Play on a Hi-res map of the planet. Take the "RISK" and be a planet-lord today!!! Requires 1 disk and joystick or mouse. See Rainbow Review JULY 88

HAWKSoft
P.O. Box 7112

Elgin, IL 60121-7112
312-742-3084

S/H always included.
Check COD or MD accepted
IL orders add 7% sales tax



MYDOS \$15 EPROMABLE! CUSTOMIZABLE!

MYDOS is an enhancement to Disk Extended Basic 2.1 on the CoCo 3. Screen echo and SAY command for RS Speech Pak. Point and click mouse directory. **NEW FEATURES!** Supports D/S and 40 track drives.

Power-up in any screen colors (or monochrome), width, and palettes (RGB or CMP) you wish! **More options than you can shake a joystick at!** See Rainbow Review JUNE 87

HAWKSoft KEYBOARD CABLE \$25

UNCHAIN YOUR KEYBOARD! Five foot extender cable for Coco II and 3. Move your keyboard where you want it! Installation instructions and tips included! Custom lengths available.

"I cannot imagine the CoCo 3 without ADOS-3; it would not be a complete machine."

The RAINBOW, July 1987

You've moved up to a CoCo 3. A powerful new machine. Now, it's time to give BASIC a shot in the arm, with ADOS-3. Wouldn't it be nice to turn on your machine and be greeted by an 80-column display, in the colors of your choice, with your own custom startup message? To run routinely at 2 MHz (double speed) without having to slow down for disk and printer operations? This and much, much more is possible with ADOS-3, our CoCo 3 adaptation of the acclaimed original ADOS, which shares the original's virtual 100% compatibility with commercial software. After customizing ADOS-3 using the provided configuring utility, you can have it burned into an EPROM that plugs into the Disk BASIC ROM socket, or just use it in RAM as a disk utility. (EPROM + burning will cost \$15-20; we provide information concerning how you can have this done.) Supports double-sided drives (35, 40, or 80 tracks). FAST and SLOW commands, auto line number prompts, RUNM command, keystroke macros, arrow-key scroll through BASIC programs, auto-edit of error line, and many more valuable features.

"ON A SCALE OF 1 TO 10, I RATE ADOS-3 A SOLID 15." RAINBOW, 7/87
Disk . . . \$34.95 Original ADOS for CoCo 1 or 2 . . . \$27.95 (See 6/87 RAINBOW review)
Original ADOS plus ADOS-3 . . . \$50.00

THE PEEPER

ML program tracer that multitasks with the target program. An excellent learning tool for the ML novice; an invaluable debugging aid for the expert. CoCo 1, 2, or 3 compatible.
Disk . . . \$23.95 Assembler source listing . . . Add \$3.00

MONITOR CABLES for CoCo 3

Magnavox 8CM515/8CM505/8CM643 . . . \$19.95 Sony KV1311CR . . . \$29.95

SPECTROSYSTEMS



11111 N. Kendall Drive,
Suite A108
Miami, Florida 33176
(305) 274-3899 Day or Eve

No delay on personal checks • Please add \$2.00 shipping • Sorry no credit cards or COD's

Analog RGB color control differs from the method used in composite mode. In RGB mode, the left arrow controls the red component of the color, the up arrow controls the green, and the right arrow the blue component. Each of these components has four intensities: off, dark, medium and light. Color tuning takes a bit of getting used to; but after a bit of experimentation you will end up with the palette of colors you want.

In summary, I find *DaVinci3* to be an enjoyable, easy-to-use and extremely affordable graphics editing program. It runs very well under 128K, but I would like to see it support more features at 512K. The low price is refreshing.

(Owl-Ware, P.O. Box 116-A, Mertztown, PA 19539, 800-245-6228; \$37.95)

—Dan Hagarty

Software

CoCo 3

Memory— Test Your Concentration

Think quickly — was the star in the upper left-hand corner? Or maybe somewhere in the middle? *Memory* is a Concentration-like game in which you match pairs of shapes or pictures by turning over cards on the game screen. It runs on any CoCo 3 with a disk drive and joystick. RGB, composite video and television displays are supported.

Each game screen has 18 pairs of hidden objects for the players to match. Using a joystick, players move the flashing cursor to the desired card. Next they press the joystick button to display it. This process is repeated to choose a second card. When players make a match, they earn a point and their turn continues. If there is no match, the cards are flipped over and the game continues with the next player.

Memory will accommodate up to four players. The players enter their names on the screen before starting the game; each name is marked in a different color, which comes in handy later. Cards that are matched are framed in the player's color.

A one-player game is also available; the player competes against a clock that is displayed at the top of the screen. In single-player rounds, the goal is to match all the objects in the least amount of time.

At any time during a game, a player can press the space bar to pull down the combination Help/Menu window. The current player has five options. "Show" uncovers

all the cards so the player can see what is under them. However, the show can't be undone. This is unfortunate since younger children would benefit from a quick "show" of the objects prior to play.


"Clue" is available to players who have scored at least one match. When it is chosen, five cards are uncovered at random. This feature costs one point to use but can be advantageous in the latter portion of the game. It can help a player make multiple matches.

"Help" only explains the options in the Help menu. It doesn't deal with game rules. "New" starts a new game, and "Quit" exits to BASIC.

The game is hardly an original concept, but one of the most impressive features of the program is that it shows off the CoCo 3's graphics capabilities. In the opening screen, for example, the programmer utilizes multiple colors and flashing text. A pull-down menu is available during the game. Graphics are detailed and colorful when viewed on an RGB monitor. All of the above are accomplished primarily with the CoCo 3's Extended BASIC.

Documentation consists of a single folded page that briefly outlines game rules and loading instructions. Since the game is familiar to almost everyone, a detailed manual isn't necessary.

Memory is simple and straightforward. A young child who has some basic shape discrimination skills can play with minimal direction. Although it appears to be most appropriate for preschool through second grade, adults and older children can easily get hooked. My 5-year-old daughter brought in the kitchen timer to make sure everyone in our family got equal turns using the program.



In games such as these, familiarity can breed boredom in the form of repeating screens. Apparently the program's author considered this problem. Each *Memory* round is built from a pool of more than 46 pictures, which appropriately include an integrated circuit chip and a rainbow (it's too bad the author didn't also think to include a picture of a CoCo). Although some of the shapes will reappear in each

game, it's very unlikely that they'll be in the same order.

If you're interested in a good Concentration-type game at a reasonable price, you'll enjoy *Memory*. I've reviewed three games of this type over the last few years, and this one is the best so far.

(RAM Electronics, 814 Josephine, Monmouth, OR 97361, 503-838-4144; \$19.95)

—Mark Haverstock

Software

CoCo 3

VIP Writer III, Version 2.0— Another Step Toward Perfection

I should preface this review by telling you that I use a word processor a great deal in my profession. Most often I use it to draft legal documents, to review and edit the work of others and to write computer programs. Parents with foresight encouraged me to take a typing class before I entered high school, and consequently I came to depend on my typing abilities throughout college and after. It was natural, then, that word processing would become the principal use of my first personal computer — a 4K CoCo in May of 1982.

A lot of word processors have been available in the history of the Color Computer. Tandy's original *Color Scriptor* ROM pack, with its 32-by-16 screen format, fascinated me at first, but really only whet my appetite for word processors yet to come. Of all the other word processors that have come and gone, *Telewriter* and *VIP Writer* seem to be top-ranked among user favorites. Early versions of these programs broke the 32-column barrier and made word processing on the CoCo much more palatable.

Having never used *Telewriter*, I can't comment much about it. I can say, however, that prior to the release of *Telewriter 128*, it seemed patches were frequently published to give it features that *VIP Writer* already had. The truth is I have owned and used *VIP Writer* for a number of years and always was and still am more than perfectly satisfied with its near flawless performance. Once I became acquainted with its many features, I often remarked to my associates that *VIP Writer* had moved word processing from the realm of being a typewriter substitute to near-typesetting. With the advent of the CoCo 3 I hoped word

processing would be taking another leap forward in sophistication.

Enter *VIP Writer III*, Version 2. My wife says it doesn't take much to get me excited. When I received RAINBOW's review package at the office in the morning mail, I couldn't wait to get home to try the program out. I went to lunch alone so I could read the users manual uninterrupted. I even started thinking of excuses to cancel my late afternoon appointment. Common sense eventually prevailed on this last point and I stayed the day.

When I finally got Version 2 home and looked at the disk's directory, my attention was first drawn to a configuration program included. This program permits you to alter a number of default parameters: foreground, background and cursor colors; baud rate; page length; top, bottom, left and right margins; printing to the serial or parallel port; linefeeds; justification; file-name extension; the programmable keys; etc.

Being able to set all these items minimizes much of the startup ritual one goes through every time the word processor is loaded. I found it easy to make one custom copy of *VIP Writer III* for each printer or special job. Another new feature is the

"work space" command. It permits 512K users to access nine 48K work areas in memory. To and from these areas, separate files can be saved and loaded much like a RAM disk. Switching between areas is instantaneous.

What else is new? Well, the authors of Version 2 must have taken some hints from Lauren Willoughby's review of *VIP Writer III* (Version 1) in the September 1988 issue of THE RAINBOW. Version 2 now has two save commands, one that saves the entire document to disk regardless of cursor position within the file and the second that saves from the current cursor position to the end of the file. Also, the F2 key has been given the function of a true backspace/delete key to avoid the old two-step process.

Other additions include a help menu that appears on boot-up; it is banished when you press the BREAK key to enter the text area. For those who confuse the CTRL key for the CLEAR key — which actually is *VIP Writer's* "control" key — you will be happy to know that CTRL now functions just as the CLEAR key does, with the exception that CTRL invokes the pop-up help menu. The last of the major additions is a command that lets you des-


ignate whether printing will be directed to the serial or parallel port.

I noticed that it has been over five years since *VIP Writer* (then known as *Super Color Writer II*) received its fine review in the October 1983 issue of THE RAINBOW. The reviewer, Stuart Hawkinson, called it "...one of the best word processors available for the Color Computer, or any computer for that matter." I'd say Mr. Hawkinson's original assessment still applies. However, lest I get too carried away with all the enhancements, potential first-time purchasers ought to know that *VIP Writer III*, Version 2, has almost every conceivable feature one could ask for in a word processor. There is simply not enough room in this review to discuss each of the *VIP Writer's* many features. It should suffice to say that I have used several \$500 word processors at my office and that *VIP Writer* outshines them all in power and versatility. In addition, it comes with a free 50,000-word dictionary program for automatic spell-checking.

I greatly appreciate programs with clearly written instructions and documentation. In this regard you'll find *VIP Writer's* 125-page tutorial a real prize and professionally packaged. It's also nice to know that if

SolidDrive™ More than a Ramdisk!

SolidDrive™ doesn't forget! Built in battery power kicks in when you turn off your CoCo to keep all your files safe and ready for use instantly the next time you power-up. Unlike dynamic ramdisks that require lots of power and constant refreshing, our CMOS static rams consume so little power that SolidDrive™ will retain its information for years. No more floppy to ramdisk file copying just to get ready to work. If power failures are your problem SolidDrive™ is for you! The instant power loss occurs your valuable work is protected. SolidDrive™ works with OS9®, RSDos or can be accessed from machine language programs. You can even use part of SolidDrive™ from OS9 and part from RSDos. No matter how you use SolidDrive™ we think you'll be amazed at how fast it works. There simply isn't any faster long term storage device available for the CoCo. SolidDrive™ is compatible with Multi-Pak®, or may be used with a "Y" cable and comes complete with OS9® Level I/II device driver and formatter software. Available in 512K and 1 Megabyte versions. Factory upgrades available for 512K version. Also available RSDos Driver treats SolidDrive™ as 3 or 6 SSSD RS devices, 27C64 EProm \$19.00. Includes software to partition SolidDrive for use by OS9® and RSDos, and SolidBoot® software to allow auto boot direct to OS9®



SolidDrive™ by Vidicom Corp
512K (524,288 bytes) \$395.00
1 Meg (1,048,576 bytes) \$695.00
Please add \$4.00 shipping
Arizona Residents add 5.5% Sales tax
Visa MasterCard orders welcome

Vidicom Corp 20 E. Main St. • Suite 710
Mesa, AZ 85201 (602) 827-0107
Hours M-F 9:00 am - 5:00 pm MST

SolidDrive™ is the fastest, most reliable long-term storage available to the small computer user!

2 Year Limited Guarantee

OS9 is the trademark of Microware Systems Inc and Motorola Inc. Multi-pak is the trademark of Tandy Corp.

EVEN IF YOU DON'T HAVE A

HARD DISK



YOU CAN STILL SUPERCHARGE YOUR COCO 1,2, OR 3 WITH

RGB-DOS(HD)

HERE ARE JUST SOME OF THE FEATURES OF RGB-DOS(HD):

- * FULLY COMPATIBLE WITH RS-DOS
- * WILL RUN TWO HARD DISK DRIVES
- * WILL AUTO-EXECUTE ANY PROGRAM
- * FULL SCREEN DIRECTORY DISPLAY
- * ELECTRONIC DISK LABELING
- * IMPROVED "COPY" COMMAND
- * "RUNM" COMMAND FOR M/L PROGRAMS
- * ...AND MUCH MUCH MORE!

RGB-DOS(HD) COMBINES ALL THESE FEATURES WITH THE ABILITY TO RUN ANY SIZE HARD DISK DRIVE IN BASIC!

DO YOUR COCO A FAVOR...SUPERCHARGE IT WITH RGB-DOS!

System Disk with User's Manual \$29.95

RGB COMPUTER SYSTEMS

294 STILLWELL AVE
KENMORE, N Y 14217

(716) 876-7538

your interests go beyond word processing, *VIP Writer* is part of an integrated library. For a lot of people, it's quite possible that the library may be as complete a software package as they'll ever need!

(SD Enterprises, P.O. Box 1233, Gresham, OR 97030, 503-663-2865; \$79.95)

—Ernest Zore

Software

CoCo 3

Simply Better— The Most Bang for Your Buck

At one point or another, most Color Computer users develop a need or desire to do word processing with their computers. Unfortunately, when the time comes to purchase the software, many of us go into the process unarmed. We know only that we want to be able to type text into the computer and have it printed on paper. And, of course, we are looking for a good deal. So, we often choose the least expensive package on the market. And we end up cursing that day. Well, times are changing! *Simply Better*, the newest entry in the vast array of Color Computer word processors, is an excellent choice at an unbelievable price.

For those who have been a part of the CoCo Community for some time, *Simply Better* will seem to be a variation on *VIP Writer III*. In fact, many of the commands work identically. For these people, the transition will be natural. For those who have never seen *VIP Writer*, this system contains all the features necessary to produce text quickly, efficiently and professionally.

Simply Better is a complete word processing system for the Color Computer 3. It comes on a nonprotected disk and includes a comprehensive manual. Written entirely in machine language, the program is fast. I consider the super low price to be plenty of protection. And with the support offered, it would be foolish not to purchase and register the package legally. The system offers a total buffer size of 472K and, through the use of a window, features optional print spooling. In addition to standard full-screen editing abilities, this system allows you to create a table of contents or index for your text on the fly. It includes mail-merge capability and even allows editing of multiple documents. Let's dig in a little deeper.

Simply Better is command-driven. By this I mean you enter commands rather

than select options from a menu to tell the system what you want it to do. Some people do not like a command-driven operating environment; in the case of word processors I prefer it.

There are two major modes of program operation. In the Command mode, you can enter abbreviated commands to control the system: save files, load files, alter parameters, etc. For the most part you will use the Command mode for disk I/O and to alter the text format, onscreen and printed. Of course, the Text mode is where you will spend most of your time with *Simply Better*. This is where you enter and edit your text, and the capabilities of the system really shine. In this mode, commands are entered, or initiated, by pressing control and function key combinations. Extensions of the Text mode are the Window mode and View mode. In the Window mode, you essentially have two identical word processors on the screen at one time. The View mode (just press CTRL-V) shows you onscreen pretty much how your text will look when printed, including margins, fonts and page breaks.

Simply Better allows the definition of up to five different printed fonts. These might include condensed, italic, bold, elongated or any other font supported by your printer. The definitions can be changed at any time. Obviously, in the interest of saving memory and increasing speed, these fonts do not appear on the screen. In other words, when you select italics, your text onscreen won't appear in italics. Instead, each font can be set to show in your choice of screen colors (foreground and background) to make it easier to tell them apart. Because the hardware uses 40- and 80-column screens (built into the GIME chip), cursor movement through the text is very rapid. In addition to the defined fonts, the system offers underlining, which *does* appear properly on the screen. On the flip side, *Simply Better* features a "Clean" command that will quickly remove all print font and underline markers from your text.

To gain access to other features specific to your printer, *Simply Better* allows embedded control codes. This gives you complete control over your hardware instead of limiting you to the five defined fonts. I like the way this feature is handled. First, you enter a "begin printer codes" marker. Then, using the ALT key for values from 1 to 31, you enter the ASCII characters for the control code you want to send. For example, to send the escape character you would just press ALT-1. Finally, you'd close the code with the "end printer codes" marker. When the file is printed, the printer will accept the control codes and print the text accordingly.

Items in your text can be sorted alphabetically using *Simply Better's* Sort command. You place a Sort marker (press F1 followed by S) by each item you want sorted and press CTRL-S. *Voila!* And the sort is designed in such a way that any font designation for a given item stays with that item throughout.

Block manipulation is a breeze on *Simply Better*. And the system supports over 79,000 blocks on a 512K CoCo 3! This should be enough for *most* applications (I know somebody will disagree). You can copy, delete, move, sort, save and load blocks of text. More important for me is the ability to copy blocks of text from one window to the other. Let's take a closer look at *Simply Better's* multi-document abilities.

Simply Better uses a dual buffer system; the primary text buffer is where you normally enter your text. However, by jumping to the Command mode and entering WINDOW, you open the alternate text buffer. This creates two windows for text editing, both of which are visible onscreen. The alternate window appears beneath the primary window, and you have control over just how big each window is in relation to the other. Each window can have a different text file in it. To move from one window to the other, just press the CLEAR key (as in OS-9). I particularly like this feature. It allows me to refer to one document while editing a second. It also allows me to copy blocks of text from one to the other. This is also the means by which *Simply Better* offers print spooling. Start printing from one window, press CLEAR and edit another file in the other window. The window feature is a writer's dream come true.

One thing I have always found tedious in writing is the creation of a table of contents and an index. *Simply Better* does these things on the fly by providing the user with index and table of contents markers. After you print the text, you will find the newly created table of contents or the new index at the end of the file in your buffer. These tables can then be edited as you see fit and placed at the beginning of your text.

Because of memory requirements, both of these features cannot be used simultaneously. Yet I find the method suggested in the manual for using these features to work best in the long run. You enter your text and save it without any such markers, then go through and place the contents markers (just press F1 then T) and create that table. Once finished, save the table by itself. Now, reload the file, create the index (this time use F1 and I for the markers) and save it. All that remains is to load the original file and append the constants

and index pages to it.

Anyone who completes forms on a regular basis will appreciate *Simply Better*'s print-fill feature, which lets you create a computerized copy of the form and save it. To print an actual form, load your printer with the preprinted form, fill in the blanks on the screen and print. Only the information necessary will be printed, and you will have a crisp, neat printed form. This feature eliminates most of the guesswork in using a computer for pre-printed forms, and it makes the typewriter unnecessary.

To round out clerical work, *Simply Better* can be used for mail merging, which is a great way to make fast work of form letters and the like. First, you create a file containing a list of the information to be included in the merge (a set of addresses, for example). Then you write your form letter and append the list to the end. A few quick keystrokes are all that's needed. And the information file can be updated as necessary.

Another powerful feature is the inclusion of tasks (macros). A task is an often-repeated series of keystrokes that's been reduced down to a one-keystroke combination. For example, let's say you have a table of numbers, each with a leading zero in screen Column 4. To delete this character from 25 successive lines, you would have to move to that position on each line and then delete the character. But you could program a task with the same keystrokes it takes you to manually delete the zero in *one* line, then tell the system on how many lines you want this same task performed. Press CTRL and the number key assigned to your task, and your work will be done for you. We all know the computer can do our work much faster if we let it. And what I've just described is only a small example of what tasks can do. *Simply Better* allows for up to 10 simultaneous tasks, and each task can be altered at your discretion. The tasks are very easy to create and use, and you can even save them to disk for use during later editing sessions.

Another handy item is the "next number out" feature. You can use this to create numbered lists in a flash. Just use the Number command to set up the starting number and increment (or decrement, if you wish). Then, when you press CTRL-N, the software will generate the starting number. A second press of CTRL-N produces the next number in the series, based on the chosen increment. Just keep pressing CTRL-N (or use SHIFT-@, *Simply Better*'s function-repeat keys) and you'll get successive numbers on the screen. This is great for writing BASIC programs using

a word processor. And it has 101 other uses, too. Combined with the power of tasks, it is easy to produce checklists of nearly any length.

Other more standard features include complete control of justification (left, right, center or both), headers and footers, auxiliary text lines and pagination. Not so standard is the "insert page number" command that causes the current page number, whatever it might be, to be printed anywhere in your text.

Simply Better is designed with customization in mind. Once the main program is loaded, you have the option of overlaying the parameters section with a configuration file. Included are files for green screen and amber screen monochrome monitors as well as one for RGB monitors. And by running the included CONFIG program, you can create your own custom setup. Upon running CONFIG, you are greeted with a screen that allows you to select the startup size for the primary and alternate buffers on 128K and 512K machines. You can also select screen width, the number of tracks per disk, word wrap on or off, verify on or off, whether the program starts in the insert or overstrike mode and more. The second page of CONFIG lets you customize the print fonts for your printer. This is also where you choose the foreground and background colors for how these fonts will appear on the screen. The final page of CONFIG lets you determine default parameters for justification, pagination, headers and footers, margins and much more. Of course, any defaults can be changed quickly during actual editing, as well.

The 138-page manual accompanying *Simply Better* is well-written and liberally sprinkled with excellent examples of how each feature is used. Once you have some understanding, you can call up help screens in any mode to give you that last nudge during editing. It is obvious every care was taken to make sure this package is complete. For example, the system uses beeps to alert the user that input is required or that an error has occurred. For the hearing-impaired, *Simply Better* includes an "eyes" option that flashes the screen border instead of beeping. The flash is very noticeable, even from across the room. This option is just one of many useful and thoughtful touches by the author, Dale Rickert.

In addition, Mr. Rickert is starting a newsletter to support the system. This publication is intended as a medium for *Simply Better* users to help each other by providing hints, tips, fixes and other useful information about the software. I applaud *Simply Better* Software for its complete support of its fine product.

Simply Better includes other features too numerous to be described in depth here. The system does more than most people will ever want. But it is really nice to have the capabilities available when you do need them. The features don't get in the way or make the program difficult to use. The program is *easy* to use and, in my estimation, rates high in efficiency and productivity. At \$29.95 for the complete package, I don't believe you can get a bigger or better bang for your buck anywhere else.

(*Simply Better* Software, P.O. Box 20726, Portland, OR 97220, 503-254-7225; \$29.95: First product review for this company appearing in THE RAINBOW.)

—Cray Augsburg


Software

CoCo 3

Space Intruders— A Space Invasion

For anyone out there who has never played a *Space Invaders*-type game, it goes like this: You command a laser station that moves horizontally along the bottom of the screen. Above your gun are four bunkers that serve as protection. Above these bunkers are five rows of aliens. The object of the game is to prevent the "intruders" from landing. You accomplish this by blasting them as they move back and forth across the screen.

Space Intruders is a classic *Space Invaders* game for your Color Computer 3. It works with both RGB (including European 50 Hz RGB) and composite monitors, and can be played with either a joystick or the keyboard.



The game comes on a tape or copy-protected disk with a four-page manual, which really provides all anyone needs to know to play the game. The graphics are excellent. The bunkers and creatures are shaded to give a pleasing three-dimensional look, and the gun barrel recoils when it fires. The game also maintains a

list of high scores during play (but doesn't save them on disk). When it's not being played, the game alternates between the title screen and a demo mode.

Game Point Software offers free replacement during the first 90 days and charges only \$3.50 thereafter. Although copy protection is really annoying, you don't have to worry about wiping out your game disk, because replacements are easy to obtain.

If you like *Space Invaders*, *Space Intruders* is a must. The graphics and music easily match the best you'd find in an arcade hall.

(Game Point Software, P.O. Box 6907, Burbank, CA 91510, 818-566-3571; \$24.95 plus \$3 S/H)

—Robert Marsa

Software

CoCo 3

Ghost Hunters— Ugly surprises for the Faint of Heart

Here we go again, just like in the horror movies. Doctor Blankman and four of his associates (two men, two women), are wandering about in a ramshackle old place that would give Dracula the creeps. Do they have a platoon of Army Rangers or the L.A. SWAT Team with them? No, no, no. They're going to rely on themselves. As a consequence, they are going to encounter numerous ugly surprises as they plow through ankle-deep dust and brush cobwebs as big as fishing nets out of the way. Some of them will not survive the experience.

I happen to hate ugly surprises. SPORTSware's latest disk-based game for the CoCo 3, *Ghost Hunters*, is full of them — part of the design, old chap.

This is a stand-alone game, independent of SPORTSware's *Wargame Designer* system (see my review in the August '88 RAINBOW, Page 126). However, since Americans love to fiddle with and adjust things, you could also consider it "priming the pump," making you want to buy *Wargame Designer*. After all, most of us are like Oscar Wilde: "I can resist everything except temptation." Especially us CoCOnuts.

Ghost Hunters is excellent as a stand-alone for the non-fiddlers. There are five of you attempting to save the planet from demonic possession and enslavement. All you have to do is collect four plasma disruptors from various parts of the old

Steadman place and use them to close the portal — to the Abyss. What could be more straightforward?

Think again, Poopsie. The old Steadman place (the game presents a side view of the four-story house) is overrun with ugly surprises such as skull-and-crossbones symbols, specters that look like rabid rock stars, green spiders with red legs, and other assorted hostile spirits. I mean, these things are ug-LY. You can tell that because of the superb graphics, which are especially brilliant on an RGB monitor. They are also nice on a color TV, but refer to the quotation above about temptation. In fact, after reviewing *Wargame Designer* last year, I bought an RGB monitor.

You don't see the ghosties and beasties and things that go scritch in the night until they're right on top of you. Oh, sure, you get quick flashes of the demonic reserves now and then, but all ghostly movement is hidden (unless you cheat by pressing a shifted 3 during the combat phase). During the ghosts' movement phase, you can hear little sly "scritch" noises, like what small, sharp claws might make on a chalkboard. That's followed by a slight "tink," like cheap glass being tapped. I don't know what that means, but it doesn't sound good.

Although the game is designed for one player, it does have a two-player option. There's also a game save capability, and it's not a bad idea to take advantage of it every once in a while. That way you don't have to start from scritch every time you get overwhelmed by the spirits. The four pages of instructions also say to stick together so that the demons can't chip away at your strength. Heed the warning! Once I forgot to pick up one of the plasma disruptors and sent poor old Dr. Aggon (he's the one that looks like Joe Stalin) back after it. He never made it. After being attacked by three or four demons he just disappeared. Pity; he was always a lot of fun on May Day.

Also, watch your route from one plasma disruptor to another. The brown trapdoor things can be opened, as can the doors (at a cost to your movement points), but other holes can't be used. This complicates things, especially when you see brief (brief!) flashes of the spirits' reserves and you may have to fight your way through them. With practice, you'll also figure out how to move your people without one blocking another's path. Until then they'll tend to jam up in doorways, which just makes the leading one that much more vulnerable to getting attacked by several demons at once.

Ghost Hunters is a fun game, one in which you not only get to use some tactics but also to exercise some planning. It's not easily mastered, so for \$15 it's a good buy.

And in case you either already have *Wargame Designer*, or decide to buy it, the instructions have specific and easy-to-read steps to add the basic (pun intended) *Ghost Hunters* "do it yourself" modification programs.

(SPORTSware, 1251 S. Reynolds Road, Suite 414, Toledo, OH 43615; 419-389-1515; \$15)

—John M. Hebert

Hardware

TelePak— A Replacement for the RS-232 Pak

The CoCo market is amazing. No sooner does one product or supplier disappear when another steps in to take its place. That's the way it is with Orion Technologies and its products, TelePak and TelePak+. Tandy dropped the Deluxe RS-232 Program Pak some time ago. Most Radio Shacks no longer stock this item. Yet it's necessary for reliable serial communication — especially when speeds exceed 300 or 1200 baud. The two versions of TelePak serve as a replacement for the Tandy Pak. One is essentially a functional duplicate of the original; the other adds a power supply to the cartridge. Neither has the internal ROM-based communications program; but since it was really useless, that's no loss.

The only difference between the two versions of TelePak is in the power requirements. The TelePak uses the 12-volt power supplies built into the original CoCo 1 and all Multi-Paks. The TelePak+ can be used with any CoCo because it has voltage converter circuitry built in. Each version comes in a case that is the same size as Tandy's newer disk drive controllers. In addition to the Pak itself, Orion includes a minimal, but adequate, manual. The manual includes wiring diagrams for connecting TelePak to other RS-232 devices and to a null-modem adapter. It also contains programming information for the hardware registers. This information is complete and correct, but rather sparse.

A device such as this either works correctly or it doesn't. TelePak works exactly as it was designed to work. I tested it with several communications programs using a modem at 1200 baud and using a direct, null-modem connection to another computer at speeds up to 19,200 baud. It worked exactly the way the original Tandy unit worked. Orion claims compatibility with *Autoterm*, *XTerm*, *The Wiz*, *V-Term*, *Mikeyterm*, *Greg-E-Term*, *Rickeyterm* and

Ultimaterm. I have no reason to doubt these claims. My tests were done using Kermit, XCom-9, Datapak II+ and a program of my own.

Construction of the TelePak is clean and solid. There is little more to say about the device. It doesn't require any special programming because it duplicates all the functions of the Tandy Pak.

Orion warrants the equipment for 30 days. After that time, it will repair or replace defective equipment for a reasonable fee for up to six months after purchase. If you are in the market for an RS-232 pack, TelePak is one of few choices. It's fortunate that Orion chose to produce this device and did the job right. The equipment is solid and performs well, the manual is adequate and correct, the warranty is good, and the price is reasonable. What more could we ask for? I, for one, am looking forward to seeing more of Orion's offerings.

(Orion Technologies, P.O. Box 63196, Wichita, KS 67203, 316-946-0440; \$44.95 for TelePak, \$49.95 for TelePak+, \$3 for S/H: First product review for this company appearing in THE RAINBOW.)

—Donald L. McGarry

Software

CoCo 3

Picture Puzzles— A New Twist to an Old Favorite

When I was a kid, almost every Christmas I would get one of those little puzzles in my stocking — the kind with 15 numbered tiles arranged in a four-by-four grid (one tile missing). With the tiles thoroughly scrambled, the object was to slide them around and restore them to the proper numeric sequence.

Picture Puzzles, a program from JR & JR Softstuff for the Color Computer 3, is very similar in concept, except that it uses a six-by-six grid. And instead of numbers, the "tiles" are pieces of a graphic design. The arrow keys are used to slide the puzzle pieces around on the screen in order to reassemble the picture in its original form. If what I have described so far does not have you clamoring to order this program, I certainly understand. When I opened my review package and looked at the documentation, I wasn't exactly thrilled either. I confess I didn't even bother to verify that I could load the program for two days after receiving it. When I did decide to do so, I

figured I would spend 10 or 15 minutes with the thing, and then ignore it for a few days until I felt ready to deal with a boring program.

Four-and-a-half hours later it was 2 a.m., and I reluctantly realized I should stop playing *Picture Puzzles* and go to bed before it was time to get up.

The following night I set out to write my review, reasoning that I had doubtless spent enough time with the program to proceed with the real task at hand. Somehow, my "one more game" stretched into several hours, and I did not get anything written. A similar thing happened the next night. And the next.

Tonight, though, through astonishing self-discipline, I managed to put *Picture Puzzles* aside after a mere 30 minutes, leaving ample time to get my thoughts down on paper — or rather, onscreen. As you may have noticed, I found *Picture Puzzles* to be quite addictive!

On startup it asks you what type of monitor you have (RGB or composite) and then presents a menu of 10 different puzzles, including circles, squares, stars and "abstracts." After you select a puzzle, another menu is displayed, which allows you to select which of the three modes of play you want to use.

In the first play mode, you set a time limit (from one to 15 minutes) for solving the puzzle. I got toasted in this mode every time, and abandoned it after the first night.


Mode 2 enables you to set a move limit, from 100 to 1000, in steps of 25. I did better here, but found it so agonizing to make 1000 moves and then *lose* that I gave up on this one, too.

The third mode is for me. It gives you limitless play, and simply counts the number of moves you take to solve the puzzle. My best effort was 317 moves for the square. One of the abstracts was my worst nemesis. I don't recall precisely the number of moves I needed, but it exceeded my best score by more than a factor of 10!

Once you enter the desired mode, the puzzle is displayed. Pressing ENTER scrambles the picture, and you are under way. Reassembling the puzzle is not easy, but you can ask for help as often as you like. When you do, the program highlights the next tile to be positioned, assuming you are assembling them from left to right, beginning with the upper-left tile. If you are not using this approach, the Help function is not nearly as useful. There is also a penalty for asking for help. In a timed game (Mode 1), asking for help costs 10 seconds and in the other two modes adds 25 moves to your total.

In addition to the help function, a swap command can be used once per puzzle to

interchange the position of two adjacent tiles. It is usually possible, with some determined manipulation, to complete the puzzle without using this feature; being notoriously stubborn about such things, I made it a rule not to use it at all. On that one abstract, though, I finally resorted to a swap after more than 3200 moves. I might still be working on it if I hadn't!



Should you totally lose hope, the Restore command puts the puzzle back together again and returns you to the main menu.

In addition to being oodles of fun, *Picture Puzzles* is an exemplary bit of programming. The puzzles are bright and colorful, and with 10 to choose from there is sufficient variety to keep the game from getting repetitive. The movement of the tiles is smooth, and they do not move either so quickly or so slowly as to be distracting. The sound effects are well-blended. The noise of a sliding tile can be turned off, but it's one of those "appropriate" sounds, and I never felt inclined to squelch it. The "hoopla" when you solve a puzzle is sufficiently gratifying without forcing you to sit through a long reward sequence.

GOOD NEWS

If you own Telewriter, VIP Writer, Word Power, or Textpro, you can upgrade to Max-10 for only \$49.95. Send proof of purchase (first page of original manual or original disk) with your order for this special offer.

Be amazed or your money back.

See big ad on page 19 for ordering info. VIP Writer, Telewriter, Textpro and Word Power are trademarks of SD Enterprises. Cognitec, Cer-Comp, and Microcom Software, respectively.

COLORWARE (203) 656-1806
242-W West Avenue
Darien, CT 06820

COLORWARE

The documentation for this package is very clear and complete, and it even includes screen dumps of all the puzzles should you need additional help in solving them. The disk is non-protected and carries a one-year warranty against defects.

The only annoying facet of *Picture Puzzles* is the lack of a joystick interface. After several hours of using arrow keys, I found myself wishing I could lean back in my chair, prop my feet up on my desk, and push tiles with a joystick for a while. Instead, I went to bed. Hmmmm, maybe what we have here is just a built-in safety feature!

Picture Puzzles is a quality package that provides many hours of simple yet challenging fun. If you are looking for yet another reason to spend hours glued to your CoCo, look no further! As for me, I'm finished with this review, and it's only a few minutes past midnight — plenty of time for one or two more games....

(JR & JR Softstuff, P.O. Box 118, Lompoc, CA 93438, 805-735-3889; \$19.95 + \$3 S/H)

—Jim K. Issel

Software CoCo 3 & OS-9 Level II

Ironsides and Crimson Sails— Fire a Broadside at the Enemy

It is a quiet, sunny day in Sao Luis. The harbor is waking to morning activities; the ships creak quietly at anchor. Suddenly, a lookout from the top of a mast calls out, "Crimson Sails, Crimson Sails!"

Bleary-eyed Commander of the Sao Luis Fleet, you step from your cabin and squint out into the morning haze past the island's rocky outcrops. There! Out past the breakers! No less than 11 four-masters are poised for attack! Rubbing the sleep from your eyes, you shout for the quartermaster to sound the alarm as you hurry to prepare for the battle that will determine the fate of Sao Luis.

Ironsides and Crimson Sails from Softwar Technologies is a two-player game for the 512K Color Computer 3 running OS-9 Level II. Each player assumes the role of commander — one player commands the fleet of attacking crimson ships, and the other commands a defending black fleet of ships. If yours are the crimson ships, your goal is to occupy the home port being defended by the black ships. If you are

heading the black ships, or "Ironsides," it is your job to sink all of the Crimson Sails. It is possible to tie the game: Each opponent may be able to sink all of the other's ships.

Single players can attempt to play the game for both sides, but this would be for practice only to learn the strategy of the game. There are several nice features. *Ironsides and Crimson Sails* has context-sensitive help windows that pop up if you press the wrong key. There is also online help available that lists complete game rules and commands at the press of the question mark (?) key. A game save and load feature also is available from anywhere in the game. It's a good idea to print out the help file so that you can have a hard copy of the directions, because the only "hard-copy" instructions that come with the game consist of a single page on loading and setting up.

Most of the setup is automated, so you really don't need to know anything about OS-9 to run *Ironsides*. Just follow the directions on the sheet, and you shouldn't encounter any problems. A note of caution — after the game loads and displays its banner screen, the display will become blank and you'll hear beeping for about 15 seconds while the game is initialized. This is normal, and in a few seconds the description of the battle will appear, and then play begins. RGB monitor users, remember to set MONTYPE RGB or you will get false colors on the screen.

Ironsides and Crimson Sails comes with five completely different naval battle scenarios, and five different maps, as well. This game will not overwhelm you with dazzling graphics. While the map setup is crisp and clear, particularly on an RGB monitor, it has limited, non-animated graphic representations of a map screen with the red and black ships on it. The sound is limited to a soft beep when the game loads and initializes and when a key is pressed. The action is limited to ships traveling in a straight line, sails disappearing, (each ship has four initially, which are lost by combat, storms, serpents or rocks) a storm moving through, and serpents squirming around. This is a strategy game first and foremost. In spite of the limited graphics and sound, the game is engaging, and can be very challenging and absorbing. It can get downright exciting from time to time if you have a challenging opponent.

In addition to the five scenarios that accompany *Ironsides and Crimson Sails*, Softwar Technologies is also offering scenario disks. The disks cost \$8.95 each, and each contain eight additional scenarios. Currently being offered are *Greek and*

Roman Sea Conflicts, Battles of the British Fleet, American Sea Battles 1775-1895, Sea Battles of the Civil War and mythical and fantasy-based battles. Each battle has its own descriptive page to set the stage for the given battle. Each battle involves completely different situations and requires completely different strategies. The game play is straightforward, but the strategy can be difficult to master. All in all, *Ironsides and Crimson Sails* gives a good basic simulation of combat between sailing vessels. At \$8.95 it is an excellent value.

(Softwar Technologies, Ameritrust Building, 17140 Lorain Avenue, Cleveland, OH 44111, 216-251-8085; \$8.95: First product review for this company appearing in THE RAINBOW.)

—Jeffrey S. Parker

Software CoCo 1, 2 & 3

Tetris— From Russia, With Love

Put down your weapons! *Tetris*, the "Soviet Challenge," is a non-violent, challenging game of strategy and skill that so far just might be the best thing to come out of glasnost. Yes, it originated in Russia, invented by computer researcher Alexi Paszhitnov and programmed by student Vagim Gerasimov. From their computers to your CoCo it has gone through five companies — one Soviet, one British and three American. Plug the cartridge into your 32K or greater CoCo — you don't need a disk drive for this one — and let's go!

"If the Communists were plotting to take over the world (at least in the software field), they succeeded with Tetris. It is very addictive."

Tetris at first seems ridiculously simple, but its complexity will amaze you. It is an addictive "thinkers" game that will stretch your spacial abilities. You cannot "win" at

Tetris, for the game has no ending — it just keeps going for as long as you can keep up.

On the game screen there is a rectangular black "pit." Pieces composed of four blocks (*tetra* meaning "four") fall from the top of the screen into the pit. It is your job to fill it with these symmetrical and asymmetrical pieces in such a way that you create solid rows, leaving no gaps: You can move the pieces left and right and rotate them in 90-degree increments. When you have formed a solid row, that row disappears, and the unfinished row above drops to fill its place. If you let the pieces pile up all the way to the top of the screen, the game is over.


As long as you can keep filling rows, the pieces will keep dropping. But the better you get, the faster they fall. Your score is based on how many pieces fall into the pit and how many lines are cleared. So, of course, the strategy is to keep clearing out the blocks at the bottom so that there is room for more to fall. You must plan your strategy ahead — making the best possible move for the moment may not be the best in the long run. After the title screen (and between games) there is a demo that's truly fascinating, even hypnotic! It's instructional, too; beginners would do well to study the technique.

Tetris actually comes in two versions, both of which are included in the ROM pack: one for 32K CoCos 1 and 2, and one for the CoCo 3. It knows what kind of CoCo it's been plugged into. For the CoCo 3 there is an RGB/composite option. User interaction is via the keyboard or a joystick, but the joystick operation is awkward. There are 10 skill levels, which are based on speed. With keyboard operation, the J and L keys are used to move pieces left and right, and the K key is for rotation. Both the comma (,) key and the space bar can be used to drop a piece if you're in a hurry. The arrow keys can also be used for the J, K, L and comma pieces. If you're in a really big hurry, pressing the I key will advance you to the next higher (faster) level. Levels under 5 are rather slow, but Level 9 really whizzes! If the phone rings, press the BREAK key to pause.

CoCo 3 users have extra options in that they can call up a help menu and statistic and level displays. One option any CoCo user can take advantage of is the "Next" feature. "Next" will display the next piece to fall, before it's on the screen. This gives you a little time to plan your strategy, but the down side is that it also affects scoring — negatively.

Tetris is a fun game that a single player

or the whole family should enjoy and consider well worth having. Actually, it's a good game to teach children shape perception as well as coordination.



If the Communists were plotting to take over the world (at least in the software field), they succeeded with *Tetris*. It is very addictive. So just make very, very sure, if you buy *Tetris*, that you have nothing better to do, that your job is not tied in any way to national security, that you don't have to eat or sleep....

(Spectrum HoloByte, dist. by the Tandy Corporation, 1700 One Tandy Center, Fort Worth, TX 76102; \$29.95; Available in Radio Shack stores nationwide.)

—Audrey DeLisle

BASIC UTILITY DISKETTE

A real time saver for the person who develops software using COCO Basic.


- DUMPDIR: Prints a hard copy of a disk's directory. No more searching one disk after another looking for a lost file.
- DUMPCRT: Copies text from the screen to the printer. Versions included for 40 and 80 column COCO 3 text screens.
- DUMPFIL: Dumps any disk file to the printer. Printout can be in either decimal or in hex values.
- CROSSREF: Prints cross reference of source and destination line numbers for basic jump instructions (GOTO, GOSUB, etc.).
- COMPARE: Reads two BASIC Programs from diskette and compares them line by line. Lists all lines that are not identical.

Requires COCO 2 or 3, disk and printer.
Order at \$19.95 plus \$2 p&h.
Calif. residents add \$1.20 tax.

T.E.M. of California
Box 4311
Fullerton, CA 92634-4311



TOTHIAN SOFTWARE



↑ THIS IS ONE OF OUR CUSTOMERS. ↓
AND THIS IS NOT. ↑


WRITE US AND ASK THAT
YOUR NAME BE PLACED ON
OUR FREE MAILING LIST.
NO OBLIGATION.

TOTHIAN SOFTWARE, INC.
BOX 663
RIMERSBURG, PA. 16248

(SINCE 1985)

Rupert Rythym— Tap, Tap, Do-Do-Do- Do Bop Bap Hey!

Imagine waking up one morning to find that the scheming manager of Music Box Records has stolen all your original musical manuscripts and plans to release *your* songs under *his* name! You must get your manuscripts back, but this means entering the Music Box Records building after hours and searching all the rooms. Sound easy? It would be a snap, crackle and pop if it weren't for the building's night-time staff of roaming security robots, eternally vigilant and ever ready to put a swift end to an honest intruder's quest. And then there are all those crazy elevators....



A musician's life is not an easy one in *Rupert Rythym*, an arcade-style action game for one player. (Yes, *Rythym*. The programmer, Nickolas Marentes, is an Aussie; apparently that's the way they spell the word Down Under.) To play you'll need a CoCo 3 with a disk drive and a joystick (you'll definitely want to use a joystick rather than a mouse). *Rupert Rythym* can easily be configured for a composite monitor, but you'll need an RGB color monitor to really appreciate the program's quality and 16-color graphics. And then there's the sound: real, digitized percussion sounds that will have you thinking your CoCo has turned into a rocking rhythm machine.

With a simple `LOADM"RUPERT"`, the all-machine-language, copy-protected program boots quickly. There is a 90-day warranty offering free replacement of a failed disk; after that a replacement disk will cost \$3.50.

Once *Rupert Rythym* is running you are greeted by a sharp-looking title screen. You are also treated to the cleverly orchestrated percussion sounds of *Rupert Rythym's* humorous opening theme (*Tap, Tap, Do-Do-Do-Do Bop Bap Hey!* The "Hey!" is a digitized voice). When you've heard enough, you can begin game play with a simple click of the joystick button.

Upon entering the world of *Rupert Rythym* you'll find yourself in Music Box Record's "Master Hall" with 16 doors to choose from. Rupert's "world" is basically a high-quality, two-dimensional game grid; Rupert can move left or right and up or down, but there is no third dimension, i.e., Rupert cannot move toward or away from the screen. With another click of the joystick button you can enter any of the 16 rooms from the Master Hall.

Each of the 16 rooms consists of a series of suspended platforms, all interconnected by automated elevators. Each room has a different configuration of platforms. You move your alter ego, "Rupert," about the rooms with your joystick, making short jumps from platform to platform and riding the elevators to the more inaccessible levels. But you must be careful: A careless step will send Rupert into a fatal free-fall to the bottom of the screen.

The goal of *Rupert Rythym* is to enter each of Music Box Records' 16 rooms, walk upon all of the platforms and collect all 16 of Rupert's stolen music manuscripts. The manuscripts are actually individual segments of a complete, digitized "rhythm" percussion concert. Once you've collected all 16 rhythm segments — and assuming Rupert is still alive and rapping — you must arrange them in their proper playing order. When all the rhythm segments are correctly ordered, Rupert then leaves the Master Hall and performs a unique concert (randomized for each game), which is accompanied by a graphic display. Points are awarded based upon the number of rooms toured and how long it takes you to play the game.

Of course, as I'm sure you've guessed, rounding up all those rhythm segments requires more than a simple soft-shoe performance. While you must be careful not to let Rupert fall off the edge of a platform or elevator, you must also avoid encounters with the lurking security robots; meet cheek-to-cheek with one of them and it's "Taps" for Rupert. Fortunately, Rupert has nine lives, so he is allowed a few missteps. Luckily, too, Rupert is not without defenses; a supply of firecrackers and pep pills, used effectively, can ward off even the most menacing of robot assaults.

From the opening title screen to little Rupert and his firecrackers, I was very impressed with the quality of the graphics and animation. The graphics are a pleasure to watch, and I particularly appreciated the smooth scene transitions that would, for example, make the title screen appear to cross-dissolve into the game screen (involving, among other things, some clever palette manipulation). The high-quality

sound was very nicely married to the graphics, each enhancing the other. I found the joystick controls had a good, intuitive feel, and there was no need to be constantly returning to the keyboard during play. There is a pause option, and it is very easy to abort and restart the game at any time. On the surface, *Rupert Rythym* is a really smooth production.

I enjoyed *Rupert Rythym* for its look, sound and ease of use, but what I missed was more variety and a sense of immediate reward. While each of *Rupert Rythym's* 16 rooms is unique, there is only a total of 16 different platform layouts in all (not counting the single platform layout in the Master Hall), and the different layouts are just distributed randomly among the rooms with each start of the game. Basically, *Rupert Rythym* offers 16 similar puzzles to solve (requiring some note-taking, as well). The focus is on strategy as much as on arcade skills.

A choice of skill levels, or an option to save a partially completed game to disk, would have added some flexibility.

Even though it could use some variety, *Rupert Rythym* offers fine graphics, some entertaining challenges and the funkiest sound I've ever heard come out of a CoCo.

(Game Point Software, P.O. Box 6907, Burbank, CA 91510, 818-566-3571; \$24.95 plus \$3 S/H for tape or disk)

—Walter Myers

Book

Start OS-9— A Painless Introduction to the Power Environment

Probably one of the major reasons CoCo users tend to shy away from OS-9 is the rather formidable technical manual that comes with the Level II version. This coupled with the nice, friendly environment of Disk BASIC leads one to the conclusion — "Why bother?" Being an OS-9 user since its first appearance in 1983, I can tell you that it is definitely worth the effort. One of the major problems in learning OS-9 is the limited amount of books available (especially as compared to the volumes for MS-DOS). The books available are excellent, but tend to cater more to an intermediate level. Paul Ward of Kenneth-Leigh Enterprises has just published a book, *Start OS-9: An Enjoyable Hands-On Guide to OS-9 on the Color Computer 3*, which addresses the new user with a CoCo 3 and OS-9 Level II.

Start OS-9 is written in tutorial style and includes a disk of several utilities that were written by Stephen Goldberg, who has contributed a number of utilities to the "KISSable OS-9" column in THE RAINBOW. The book is in 8 1/2-by-11 format and is bound with a plastic spiral binder that allows the book to lie flat next to the computer, making it easy to work through the tutorials. Included in the book are 10 tutorials plus explanatory material, as well as several very interesting appendices.

The material covered in the book is organized into 14 chapters, which are set up in such a way that the reader can work on a chapter a day and complete the "course" in two-weeks. I'm sure that some will be able to go faster, while others will take their time. The book contains good descriptions of the OS-9 modules that create the operating system. Ward's discussion of this material is presented at a basic level, making it interesting reading for the new user. Other chapters include discussions on the following: making new system boots; command syntax; paths and directories; creating, renaming and deleting directories; printer setup; basics of the OS-9 line editor; merging files; loading and unloading executable modules in memory; customizing the startup file;

redirection and pipes; and of course, windows. These are but a few of the topics that are covered. All of the material is presented at the beginner's level and is sufficient to give the new user a well-rounded foundation in OS-9.

Seven appendices are included in the book. These are written by well-known authors who appear in the pages of THE RAINBOW. Included in the appendices are the topics Hardware for the CoCo by Marty Goodman, Telecomputing by William Brady, Hard Drive Systems by Kevin Darling, BASIC09 by Dale Puckett, Utilities by Stephen Goldberg, and Music by Paul Ward.

The utilities provided with *Start OS-9* are quite useful and illustrate the power and modularity of OS-9. Several of these utilities are used in the book in conjunction with the development of a phone list database. The utilities include the following: *Cls* — clears the screen; *Copy* — a revision of the Tandy *copy* command that allows overwriting of an existing file; *Count* — gives a count of the number of characters, words and lines in a file; *D* — provides an unformatted list of files in a directory (useful with pipes); *GRep* — a pattern-searching utility; *Sort* — an in-memory ASCII file-sorting routine; and

Uniq — a utility that deletes repetitive entries from sorted lists. In addition, the disk contains modules to create a RAM disk. Finally, some shell scripts are provided to illustrate how to set up various types of windows. The disk also contains files necessary for several of the tutorials.

Overall, the book is well-written and is an excellent beginners resource. The software included provides the new user with some applications commands that demonstrate the ease of using OS-9 as well as the power of the operating system. There are a number of typos in the book, as well as some bad sentence structure; however, the author indicates that these have been corrected in the soon-to-be-released second edition. Two additional appendices were planned but did not make it to the first edition; these were on compact disc interaction and bootlists. Owners of the first edition may upgrade for the cost of \$10. I definitely recommend this book to new users and perhaps those not so new.

(Kenneth-Leigh Enterprises, 1840 Biltmore St. NW, Suite 10, Washington, D.C. 20009, 202-232-4246; \$32.95 plus \$2.50 S/H: First product review for this company appearing in THE RAINBOW.)

—Donald D. Dollberg

COMPUTER ISLAND EDUCATIONAL SOFTWARE
PROGRAMS ON SALE THIS MONTH

\$15 each-tape or disk

TITLE	GRADE LEVEL
-------	-------------

Distance Problems.....	5 - 8
Area and Perimeter.....	5 - 8
Sales and Bargains.....	5 - 8
Comparison Shopping....	4 - 7
Linear Equations.....	7 - 9
Quadratic Equations....	8 - 11
Trigonometry Tutor.....	8 - 10
Fractions - Addition....	4 - 8
Fractions-Subtraction..	4 - 8
Fractions-Multiply.....	4 - 8
Factors Tutor.....	5 - 8
Math Invaders.....	1 - adult
Binary Dice Game.....	4 - adult

COMPUTER ISLAND
227 Hampton Green
Staten Island, NY 10312
(718) 948-2748

Add \$1.00 postage, NY res. add tax
VISA, MC - Send for free catalog

KEN-TON ELECTRONICS PRESENTS

"Real" SCSI INTERFACE
— AND —
THE DUAL RS-232 PAK

**HARD DRIVE
INTERFACE**
\$89 or \$119 (with RTC)

Real-Time Clock Battery-backed
L.R. Tech Compatible
Owl DOS Compatible
RGB DOS Compatible
H-DOS Compatible
OS-9 Compatible
28 Pin Rom Socket

**DUAL COMM
BOARD**
\$74 (single) \$89 (Dual)

Replaces RS-232 PAK
2-6551 A.C.I.A.'s
2 Independent RS-232 Channels
Jumper Selectable for up to 4
(Four) Channels (with 2nd board)
Ultra low power draw
28-Pin ROM Socket

Build your Hard Drive the RIGHT way with a REAL SCSI Interface. All our products are MIL-Specification Quality P.C. Boards and carry a full 90 day warranty. Both the Dual Comm and the SCSI Interface work directly with a Y-CABLE or the Multi-Pak Interface and are made in the U.S.A.

CALL US FOR PRICES ON CUSTOM SYSTEMS,
HARD DRIVES AND CABLES

Terms:
Check or M.O. accepted (US Funds only)
Please add \$4.00 for S & H
Phone Orders are welcomed!
Call 1-716-837-9168 (24 hr. order line)

 **KEN-TON
ELECTRONICS**
187 GREEN ACRES RD.
TONAWANDA, NY 14150



The following products have recently been received by THE RAINBOW, examined by our magazine staff and issued the Rainbow Seal of Certification, your assurance that we have seen the product and have ascertained that it

Caladuril II: Weatherstone's End, a CoCo 3 sequel to the Adventure *Caladuril Flame of Light*. Monstrous storms threaten King Jamerend's valley, and the court sages send his young son, Olin, on a quest to determine the reason. But Olin is waylaid and finds himself on an unfamiliar shore in a land that is held by the enemy. A 100-percent machine-language program, the game supports 16-color graphics on the CoCo 3. It comes on a two-disk set and includes a map and a 20-page manual. *Oblique Triad*, 32 Church St., Georgetown, Ontario, Canada L7G 2A7, (416) 877-8149; \$32 US, \$38 Cdn.

Chess Made Easy, a menu-driven chess tutorial for the CoCo 3. The program includes seven individual lessons: Chessboard identifies the squares on the board; Chessmen shows how the pieces are moved; Notation teaches you how to record your moves for later review; Playing the Game covers the rules of chess and setting up the chessboard; Chess Opening provides instructions for developing your pieces in preparation for the Middle Game; Middle Game exploits the weaknesses of your opponents; and The End Game explains a Checkmate and Coup-de-grace. Requires a CoCo 3 and a disk drive. *CoCo ChessWare*, P.O. Box 542, Starkville, MS 39759, Contact Donald Villiard at (601) 323-9081; \$20.

Disk Doctor, a disk utility designed for use with Burke & Burke's *Hyper-I/O*. It allows the user to check a specified device for bad sectors. If a bad sector is found, the user has the option of blocking out the granule relating to that sector in the GAT. Included is a provision for printing a hard copy of trouble spots on the device. Requires 64K and *Hyper-I/O*. For the CoCo 1, 2 and 3. *KB Enterprises*, 435 Brightwaters Drive, Cocoa Beach, FL 32931, (407) 799-3253; \$17.95 plus \$1.50 S/H.

Hard Drive Utilities 2.0, an upgrade of the hard disk drive utility designed for use with Burke and Burke's *Hyper-I/O*. It will back up device to device and hard drive to disk, select files for operation, search for filenames and restore the hard drive to and from the disk. Requires 64K and *Hyper-I/O*. For the CoCo 1, 2 and 3. *KB Enterprises*, 435 Brightwaters Drive, Cocoa Beach, FL 32931, (407) 799-3253; \$21.95 plus \$1.50 S/H.

Hard Drive Zap, a disk zap utility designed for use with Burke & Burke's *Hyper-I/O*. It includes a seven-page tutorial on various file recovery techniques and allows the user to: move to any section on the device or a specific track or sector directly; move around the current sector being accessed and modify the data in it; write out a modified sector to the device; list a device directory to the screen or printer; access the GAT and view the entire sector in hexadecimal format; print the data of the current sector in ASCII format; and switch to another device within the program. Requires 64K and *Hyper-I/O*. For the CoCo 1, 2 and 3. *KB Enterprises*, 435 Brightwaters Drive, Cocoa Beach, FL 32931, (407) 799-3253; \$21.95 plus \$1.50 S/H.

Lock Master, a disk utility that allows you to lock your disks with or without a password so that no directory entries can be seen. It locks the DOS track and the directory, so that programs loaded using the DOS command no longer function and an attempted save to disk will be thwarted with a DF (Disk Full) Error. For the CoCo 1, 2 and 3. *Right Brothers Software*, 1173 Niagara Street, Denver, CO 80220; \$14.95 plus \$2 S/H.

Notes, a menu-driven music editor for the CoCo 2 and 3 that allows you to write and edit musical notation, including orchestral and solo parts or scores, and print eight lines of music per page on a dot-matrix printer. (Not suitable for piano copy.) *Robert Pori*, 137 Wingfoot Court, Aptos, CA 95003, (408) 688-0115; \$45.

Roots, a machine language source file containing over 100 subroutines to add to your own programs. The package includes FONT.DAT, which allows you to send characters to the screen or printer, read and write sectors to disk, convert registers into ASCII numbers, generate random numbers, put ASCII characters on Hi-Res screens, read joysticks, input strings and numbers, etc. Uses the extra keys, speed, graphics and memory of the CoCo 3. For the CoCo 1, 2 and 3. *GSW Software 8345 Glenwood*, Overland Park, KS 66212; \$25, disk only.

R.S.B. V. 1.2, an upgrade of the OS-9 program that emulates the Disk BASIC environment. New features include support for basic programs as large as 32K, support for auto-line-feed printers, and revised PALETTE and CLS commands that match Disk BASIC operation more closely. Requires a CoCo 3 and OS-9 Level II. *Burke & Burke*, P.O. Box 1283, Palatine, IL 60078, (312) 397-2898; \$39.95.

VIP Calc III, an update of the *VIP* spreadsheet that's been written for the CoCo 3. A worksheet with up to 512 columns and 1024 rows can be drawn, and 16 windows can be called up for comparisons. Features include block functions, sorts, programmable functions, algebraic and trig functions, and eight- and 16-digit precision. On disk for the CoCo 3. *SD Enterprises*, P.O. Box 1233, Gresham, OR 97030, (503) 663-2865; \$69.95.

F First product received from this company

The Seal of Certification is open to all manufacturers of products for the Tandy Color Computer, regardless of whether they advertise in THE RAINBOW.

By awarding a Seal, the magazine certifies the program does exist — that we have examined it and have a sample copy — but this does not constitute any guarantee of satisfaction. As soon as possible, these hardware or software items will be forwarded to THE RAINBOW reviewers for evaluation.

—Lauren Willoughby

Barden's Buffer

It's April again, and you know what that brings — fools in computers and fools in love.

April Foolishness and Pentomino Contest Winners

By William Barden, Jr.
Rainbow Contributing Editor

In keeping with the first part of the month I'm going to present some recent questions received in THE RAINBOW mailbag — a potpourri of hardware, software and operational queries. The second part of this column announces the winners of the Pentomino Contest and shares some interesting correspondence regarding pentominoes. First, the Q&A . . .

April's Questions and Answers

I recently went to my Radio Shack store and told the salesman that I was looking for an inexpensive, capable computer system with an operating system similar to Xenix, lots of game-oriented software, and inexpensive, powerful peripherals that could be used with it. Oh, yes, I told him that it must have a Motorola microprocessor — something like the 6800, but better. He told me that a Tandy 3000 with a Tandy laser printer was just what I needed and guided me toward the front of the store. On the way, I stumbled over a box marked "Color Computer 3." On inspection, it seemed to be just what I was looking for and I bought it over the salesman's objections. Did I make a mistake?

— Puzzled in Omaha

Dear Puzzled:

The CoCo 3 has an entry-level price of about one-fifth that of an MS-DOS system, a great variety of inexpensive software and hardware available for it, a sophisticated operating system called OS-9 for a very reasonable cost, and a powerful 6809 microprocessor. In spite of those factors, however, the CoCo 3 is probably not a bad system, and you may be happy with it. Let me know how this turns out.

Bill Barden has written 27 books and over 100 magazine articles on various computer topics. His 20 years' experience in the industry covers a wide background: programming, systems analysis and managing projects for computers ranging from mainframes to micros.

I keep reading not only about the CoCo 1, 2 and 3 systems, but various revision boards as well. What's the straight story on this?

— Too Many Revisions

Dear Too Many:

The original CoCo 1 was first introduced in 1946 when Radio Shack was selling through Allied radio in Chicago. Far ahead of its time, the system prompted many returns with refunds after irate customers found they could not receive The BBC Overseas Service, Radio Netherlands or Voice of America on the package. Radio Shack put the system on ice.

In 1980 the CoCo 1 was reintroduced and became an overnight success. By this time Radio Shack had retrofitted the system to include short wave circuitry.

Early versions of the CoCo 1 were assembled in Fort Worth by a work force of itinerant rodeo performers. If you can obtain these early systems (they are now collector's items), you will see the signatures of many of the original fabricators etched inside the case in the plastic — names like Billy Joe Bob Eikens, Bobby Joe Bob Calkins, Freddy Joe Bob Smith, and Lester Caxton Grunwald-Smyth, III.

Later versions of the CoCo 1 were manufactured in the Orient. The Model A revision board corrected a minor flaw in the circuitry — not being able to write text characters to the screen. The Model A revision was followed by revisions B through MN, each correcting minor flaws and reducing the chip count to lower the expense.

The CoCo 2 brought a new keyboard to replace the "chiclet"- style keys of the CoCo 1, made out of dessicated, molded Central American gum. By this time Radio Shack had fine-tuned the CoCo and reduced the board revisions over the life of the CoCo 2 to only revisions A through Q.

The CoCo 3 brought 640-by-192 graphics and 512K of memory. Always looking for low-cost solutions, Radio Shack had incorporated all of the CoCo logic into one humongous chip — the so-called GIMEDOLLAH chip. The CoCo 3 system currently has only one board revision, but 32 revisions

to the GIMEDOLLAH chip itself, revisions A through AF. Also by this time, manufacturing had reverted to the United States, where labor was less expensive than in the Orient.

I hope this answers your question.

I like "Barden's Buffer", but find many of your program descriptions long-winded and overly complex. For example, in the November issue, you discuss several sorts. Could you explain in simple terms how the Quick Sort works?

— Tired of Complexity

Certainly, Tired:

I looked over the column and it *did* read tediously. Here's a new writeup on the Quick Sort:

"The Quick Sort is a recursive sort that partitions each file into right and left subfiles in such a way that the new partitions have reduced the original sorting problem to two simpler partitions that can now be recursively processed by a call to the Quick Sort subprogram again, applying the same sorting technique to the two component parts until they are sorted by the same method, but with the usual tests for completion of recursion, in this case being a test that two pointers (one to the right and one to the left partition) have not crossed — an indication that the partition has been successfully sorted."

I think that will make things more lucid for you.

I like Tony DiStefano's "Turn of the Screw" column, but am awed by the complicated circuitry required. Aren't there simpler circuits?

— Tired of Complexity

Dear Tired:

Haven't we met before? Tony has some new beginner's projects coming up that are perfect. I saw a preview of one of them — a simple CoCo interface to a research hospital PET scanner. It requires less than 2000 discrete components, most of which are available at any Radio Shack store.

What are the advantages of OS-9 RS DOS (Disk Extended Color BASIC)?

— Perplexed in Pittsburgh

Dear Perp:

None that I can see. I asked Dale Puckett about this and he admitted that as well.

Is there any way to convert my 1961 17-inch Packard Bell black-and-white television for use on my CoCo 3 in 640-by-192 color mode?

For this question we'll defer to RAINBOW's television and monitor expert, Marty Goodman:

"You haven't given me enough data to go on! I don't know from your description whether you have the Packard Bell 17CRG set or the Packard Bell 17CRM set. It's *very* difficult to answer questions of this type without having *all* the facts. However, let me try.

If your set has a 1000 ohm, ½-watt resistor in Location M23 of the flyback transformer casing, chances are it's a 17CRG. Otherwise it's probably a 17CRM. If your set is a 17CRG, carefully remove the flyback transformer casing. You will see a connector underneath the rear edge labeled "Color Connector." Insert a Color VDG chip (sold by many RAINBOW advertisers, or available from Radio Shack

National Parts) into the connector and bend back Pin 24. Using rainbow cable, connect pins 1 through 23 of the Color VDG chip to the corresponding pins of the RGB connector on the CoCo 3. Replace the flyback transformer casing. You should now see full color on your Packard Bell.

If your set is a 17CRM, I would not recommend modification of the set. It is simply not reasonable to do so — the modifications would far exceed the cost of a CM-8 monitor. You must get such a monitor if you want high-resolution color for CoCo 3."

Thanks, Marty.

I am an 11-year-old boy very interested in computers. I have built my own Color Computer 2 from scrap parts found in the dumpster in back of the Radio Shack store in my neighborhood. I used a car battery to program an old PROM. It works fine. I want to use the Color Computer 2 to do a science fair project on care of the aged by computer. But I have a problem. I can't locate the EDTASM assembler anywhere. I need to do the program in assembly language because that's what I do best. Can you help me? (I think I can win the science fair scholarship if I can get this working).

— Donny

Dear Donny:

Sorry to have to tell you this, but federal law prohibits copying software such as EDTASM. This column simply cannot condone such activity and I would suggest that unless you can buy a copy of EDTASM that you pick another project!

Where can I find graphics pictures that I can display on the screen of my CoCo 3?

— Visual Vick

Dear VV:

Try using Delphi and the Color Computer Special Interest Group (SIG). Here's a sample of what's currently offered:

GIRLS11	Eleven 640-by-192 pictures from the swimsuit issue of RAINBOW
SPACESH	Five pictures of the space shuttle
MICKEY	Two pictures of Mickey and Minnie
ROACH	Three pictures of Tandy's John Roach and Minnie
NUDES23	Twenty-three high-resolution pictures showing Brooke Shields, Jessica Hahn and playmates
COWBOYC	Thirteen pictures of the Dallas Cowboy cheerleaders
XRATED	Back view of Microware developers
XXRATED	Three high-resolution, colored pictures of a Revision B board of the Color Computer 2 from various angles
XXXRATED	Front view of an Apple Macintosh

There are many more pictures that can be downloaded, but don't expect renditions from the Louvre, VV.

First we had the Color Computer 1, then the Color Computer 2, then the Color Computer 3. I'm eagerly awaiting what's going to happen next. Have you heard any rumors?

— Anxious

Dear Anxious:

As a matter of fact, I have. I was down in Fort Worth not

too long ago, and here's what I heard: The new CoCo 4 will dispense with a keyboard and add two more joysticks. The Shack felt that the keyboard was a needless frill — their surveys show that only 2 percent of the CoCo users — about 100,000 people — actually use the keyboard. The remainder simply plug in cartridges. As a result, the new CoCo 4 will have an additional cartridge slot. Because of the high royalty rates paid to Microsoft and Microware, the new CoCo 4 will do away with both Microsoft BASIC and OS-9. A new operating system from Digital Research, CP-MC, will be used in its place. Available languages are FORTRAN, COBOL and JOVIAL. Source code will have to be ported to the CoCo 4 through the RS-232-C interface. Sounds like an interesting system and I can hardly wait!

I'm a 78-year old great-grandfather of 46 who's just getting interested in computers. Although I have a scientific background (PhD in physics, Nobel Laureate) I'm just wondering if I'll be able to learn anything about this new-fangled technology. Do you think CoCo computing is a good hobby to get into? Will I be able to pick any of this up?

— Zachary

Dear Zach:
No.

I've read a lot about clock speed-up for the CoCo 2 and 3. What is the maximum clock rate at which the CoCo can run?

— Speed Demon

Dear Speedy:

Although you can double the clock rate of the CoCo 2 and 3 by pokes, it's a little-known fact that you can actually get an effective clock rate of 144 MHz — hundreds of times faster than normal — by using an external clock generator and feeding it into the 6809B chip. At least one CoCo advertiser, Darn Fast of Pudd, Wyoming, sells a kit for this (\$59.95, 152 pounds with waveguides, shipped rail freight). The down side is that not too many programs, including RS DOS, will run with the upgrade.

The Puzzling Pentominoes

In the December '88 issue of RAINBOW, I proposed a contest to see how many readers could figure out how to construct 3-by-20, 4-by-15, 5-by-12 and 6-by-10 blocks out of 12 figures called *pentominoes*, shown in Figure 1. I also provided a program that would allow you to move the figures around on the screen. The program was written for the CoCo 3 to take advantage of the computer's colors and high-resolution screen. In retrospect, I really should have provided versions for CoCo 1 and 2 users, although I thought that those readers who were interested might cut the figures out of cardboard.

In fact, many readers did use manual methods for this, although some keyed in the program and used that. In this month's column I'll name the winners of the Pentomino Contest. Grand Prize for the contest, as you recall, was \$M 50,000,000, where the "\$M" stands for Microdollars, a standard unit of currency used for the CoCo series worth (at this time of writing, although the Microdollar is weakening...) one-millionth of a U.S. dollar.

Reader Response

Dr. Norm Barson of East Brunswick, New Jersey was kind enough to send a thick volume of pentomino configurations




Figure 1: The 12 Pentominoes

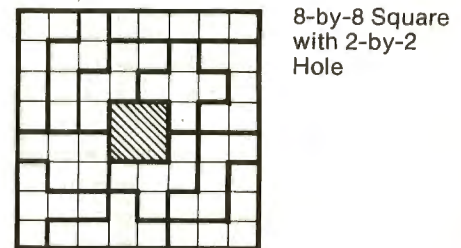

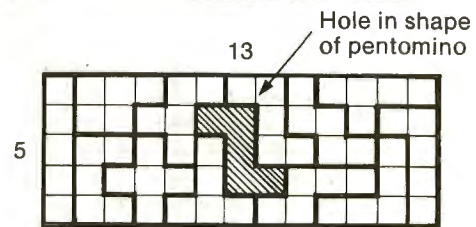


Figure 2: Other Pentomino Problems

he has done over the years. It includes the two answers to the 3-by-20 puzzle, six answers to the 4-by-15 puzzle, 17 answers to the 5-by-12 puzzle, and several hundred answers to the 6-by-10 puzzle. There are also pentomino puzzles relating to shapes other than rectangles that can be made (a few are shown in Figure 2) and Dr. Barson sent some of those as well. Dr. Barson is a man after my own heart — willing away countless hours on puzzles such as this, just because . . . well . . . they're there.

I also got a nice letter from Arthur Hallock of Deming, New Mexico. Arthur included, as did Dr. Barson, a reference to a program first done in May, 1984 by Jim Butterfield. This BASIC program runs through all possible combinations of pentominoes to solve the 3-by-20, 4-by-15, 5-by-12 and 6-by-10 puzzles. I obtained a copy of the program and ran it. It




Figure 3: 3-by-20 Solutions




Figure 4: 4-by-15 Solutions




Figure 5: 5-by-12 Solutions

uses the CoCo text screen and displays the individual pentominoes as text characters. A typical display is:

```

IVVVWW
IVTWWX
IVTWXXX ...
ITTTLXY
ILLLLYYYY
  
```

You can see how the pentominoes are made up of the same letters as their names. The program arbitrarily starts with a single pentomino, then tries another pentomino that fits, and then keeps trying pentominoes until either successful or unsuccessful. If unsuccessful, it "backs up" to try any remaining pentominoes. The program works very well, but is somewhat slow. As Norm Barson says, "I once left my CoCo running continuously for over two weeks to get these solutions and they all still had the same piece ('I') in the upper-left hand corner."

Tim Cummings of Palmdale used some valid and interesting logic to solve the 3-by-20 puzzle, finding out which pentominoes were limited in position and working on from there. Here are some other interesting comments from readers:

"After working five solid hours . . . I just could not give up." Edd Hollingsworth

"I have found three solutions. . . ." Marc-Antoine Chabot

"I used paper cutouts of the 12 pentominoes and transcribed them to arrays." Gregory W. Long

"I had never heard of pentominoes before and now I am virtually hooked on them. . . ." Buel R. Thomasson

"After three days of tearing my hair out . . ." Brian Davidson

"After all, how hard could a puzzle with only 12 pieces be to work. . . . Boy, was I surprised!" Lee Walker

"What a relief after two weeks at 1½ hours per day, to see the grid flash . . . Fun!" James Posporelis

"Not having seen your pentomino puzzle before, I figured I'd spend a few minutes playing with them. After all, how difficult could it be?" George Aftamonow

"The puzzle took me about 20 minutes, but I attribute most of this short time to luck. . . ." Christopher J. Gerber

"It took me about two hours." John Mosley

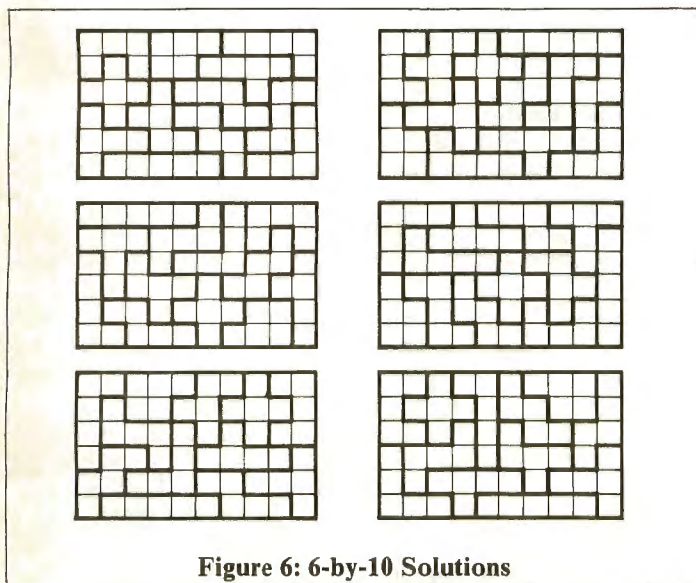


Figure 6: 6-by-10 Solutions

" . . . this one has got me hooked. . . . I have promised myself to write a program that will solve this puzzle in all its variations. . . ." John Schott

" . . . well it's six days later and I'm no further ahead. . . ." Joel F. Klein (went on to solve many puzzles)

Pentomino Answers

As it turns out, there are two answers to the 3-by-20 puzzle, except for rotations (turning the answer upside down) and reflections (observing the answer in the mirror). There are 1010 answers to the 4-by-15 and to the 5-by-12, and 2339 answers to the 6-by-10. Hard to believe, isn't it?

The two answers to the 3-by-20 are shown in Figure 3. Selected answers to the 4-by-15, 5-by-12 and 6-by-10 are shown in Figures 4, 5 and 6, respectively.

May I have the Printout, Please . . .

I picked up mail from my post office box on January 5, 1989, and found a notice for a certified letter from an Iowa ZIP, postmarked in December. Sure enough, this turned out to be the winning entry, with an astounding 1420 points. "I would like to have put the program on my computer but didn't have time to convert the program for my CoCo 2. Maybe Santa will bring me a CoCo 3 for Xmas. These were done by trial and error with paper and pencil. I like working puzzles. Regards, Dale Luense".

Dale receives fifty million microdollars (\$M 50,000,000) — about \$50 at current exchange rates at the Fort Worth Currency Exchange. The second- and third-place winners each receive a copy of my Radio Shack book *Shortwave Listening Guide* and a diskette containing the Hershey font character set and programs. The second- and third-place winners are:

- Jason Cornez of Springfield, Ohio, with 290 points
- Lee Walker of Richmond, Virginia, with 230 points

I assume here that the entries from Jeff Stall of Naperville, Illinois, were not to be counted. If I misunderstood, please let me know, Jeff.

Honorable mention (with significant work) in no special order:

- Edd Hollingsworth, Marion, Indiana
- A. Prosky, Pgh, Pennsylvania
- Marc Chabot, Carignan, Quebec
- Gregory Long, Walnut Creek, California
- Hermann Lorenz, Burford, Ontario
- Tim Cummings, Palmdale, California
- Buel R. Thomasson, Poplar Bluff, Missouri
- Brian Davidson, Idaho Falls, Idaho
- James Posporelis, Troy, New York
- George Aftamonow, Milford, Connecticut
- Christopher Gerber, East Lyme, Connecticut
- John Mosley, Portland, Connecticut
- James J. Wright, Kennett Square, Pennsylvania
- John Schott, Blakely, Pennsylvania
- Joel F. Klein, Indianapolis, Indiana
- Leroy Guse, Greenleaf, Wisconsin

Other entries either solved the 3-by-20 puzzle alone or one or two of the other configurations. I still appreciate the response, however, and hope you enjoyed the challenge.

And that's it for this month. Next month, more foolishness on the CoCo.

KISSable OS-9

Continued support for OS-9 users

In Quest Of New Technology

By Dale L. Puckett
Rainbow Contributing Editor

Moving into the second quarter of 1989, dedicated OS-9 hackers continue to carry the load. In fact, at this writing they appear to be the only group of people pushing the Color Computer OS-9 Community forward in its quest for new technology and techniques. This month we'll highlight some of the ideas they've been throwing around during the past several months. Hopefully, one of their ideas will help you solve a pressing problem.

First, how would you like to be able to turn on your computer and have it boot OS-9 for you automatically. You can now, thanks to the work of OS-9 Users Group Vice President Pete Lyall. Lyall created an OS-9 autoboot EPROM after hearing that many people at RAINBOWfest Princeton were interested in one.

Lyall's EPROM will boot OS-9 on power-up or following a cold reset. It takes you to Tandy's Disk BASIC if you press a key during the boot sequence. Lyall had already developed the EPROM for a few friends, but hadn't realized there was any general interest until he received the feedback from Chicago.

After RAINBOWfest, people on the CompuServe OS-9 SIG where Lyall is

Dale L. Puckett, a freelance writer and programmer, serves as director-at-large of the OS-9 Users Group and is a member of the Computer Press Association. His username on Delphi is DALEP; on packet-radio, K0HYD @ N4QQ; on GENIE, D.PUCKETT2; and on CIS, 71446,736.

an assistant SysOp told him they were very interested in his EPROM. Many said they needed it to protect remote unattended OS-9 systems. Others wanted to make it easier for children and spouses to run OS-9 games and applications.

Lyall will program a 24-pin 68764/6 EPROM and send it to you for \$31. The EPROM costs him \$17, and he charges \$10 to burn it. The rest goes toward shipping. He'll program a 28-pin 2764 EPROM and send it to you for only \$18.

If you supply a blank EPROM, Lyall will program it and ship it back to you for \$14. But you must make sure it is really blank. He recommends the 250-nanosecond versions for the 2764 EPROMs used in the J & M and Disto controllers.

If you're not sure which EPROM you need, you'll need to open your controller and count the pins on the second largest chip inside. If you have a Radio Shack controller, you'll usually see a 24-pin EPROM. Most third-party manufacturers use 28-pin EPROMs.

Lyall requires that you send him a signed statement that indicates you are a legitimate owner of Radio Shack Disk BASIC and prefers that you send him a copy made with your SAVEM command. Here's the command line you need to do the job.

```
SAVEM "DBASIC.BIN", &HC000, &H0FFF, &HA027
```

Send a check or money order made payable to Pete Lyall, 1040 Stern Lane,

Oxnard, CA 93035. If you have questions you can reach him on CompuServe at 76703,4230. On Delphi you can leave him a message to OS9UGVP.

Pease Designing 68K Computer

Another hard-charging OS-9 hacker is Kevin Pease. He's working on a single board design of a 68K computer. Pease's board will hold 2 megabytes of 256K-by-4 memory — eight megabytes if you use one-megabyte chips.

The board will support 3½-inch floppies and use direct memory access transfers. It will also have a SCSI interface for hard disk support. The hard disk will use DMA to obtain a maximum transfer rate of 1.6 Meg per second. Four serial ports and a video graphics interface supporting 256 colors and 640-by-240 dot resolution will be on board. It can use a CM-8 monitor. The board will measure 4½-by-9 inches and use an IBM keyboard.

Pease plans to use a Signetics 10-Megahertz SCC68070, which is compatible with the Motorola 68000 series. It has a built-in memory management unit and a built-in dual channel DMA controller as well as a dual timer and UART. Pease welcomes your comments, which you can send to 70516,1633 on CompuServe.

QT-K System from FHL

It seems like almost everyone is interested in a 68xxx computer these days. At RAINBOWfest Princeton, OS-9 Users Group officers were showing off a single board system they may offer to members. In another aisle, at the FHL

booth, Frank Hogg was asking for your ideas for the latest addition to his QT line. His newest computer is a bus-based system that gives you a way to expand your computer.

This is a major change in approach since most of the earlier 68xxx computers have been single-board systems. Hogg showed a basic five-board system at Princeton, after recognizing the need for a low-cost 68xxx system that owners can customize and expand to suit their needs.

With Hogg's new entry, you can start with a floppy-based 68000 system with minimal memory and expand to a DMA SCSI hard disk system containing 16 megabytes of memory and a 68020 or 68030 or later. His K-BUS has 12 slots, a 16-megahertz zero wait state bus, a PC-style power supply and three DMA modes. The price of a basic 68000 system with 256K of memory is \$649.95. The cost with OS-9 68K goes up to \$999.95.

Options include a wire-wrap board for \$59.95, a SCSI board for \$149, a timer card with 6840 and Epson Seiko clock and battery backup for \$129, a two-megabyte Dynamic memory card using one megabyte chips for \$99 and a DMA board for \$199.

A 68020 CPU card can be purchased for \$599. A 68030 will cost you \$799. The optional math coprocessor costs \$99. Other boards being considered include an analog-to-digital and digital-to-analog interface, a MIDI interface for music, several graphics boards, an IEEE488 bus adapter and a PC bus adapter.

The FHL software side became the exclusive distributor of all OS-9 versions of *Sculptor* on January 1. The license was issued by *Sculptor*'s London, England-based developers following several years that saw FHL sell more

copies of the fourth-generation database program than any other distributor in the United States. Hogg said he sold 60 copies of *Sculptor* for IBM systems to people who own CoCo OS-9 *Sculptor*.

In early January, Hogg was preparing to give away disks containing the runtime package for *Sculptor* Version 1.14 and three or four useful programs. He planned to include a menu that can be used to drive any OS-9 based computer.

Having a copy of the *Sculptor* runtime package is similar to having a copy of BASIC09's runtime package, *RunB*. If you have *RunB*, you can run any packed BASIC09 program. Many program authors sell their programs in this form. Likewise, if you have a copy of the *Sculptor* runtime package, you can run any *Sculptor* program written by a third party. It looks like Frank has come up with a tremendous idea. We'll have more details about how you can get a disk or where you can download the runtime package and utility programs when they become available.

Hogg would like to hear your comments about his bus. Write him at 770 James St., Syracuse NY 13205.

A Call for True DMA

Paul B. Pollock, PAULBELL on Delphi, is also looking for your ideas. We had a long conversation with him at RAINBOWfest Chicago last year and the day after Christmas we received a lengthy description of a new approach to CoCo OS-9 disk access. If you're interested in this subject or would like to help convince a hardware designer to tackle the project, please contact Paul at 8330 Haskell Ave., Sepulveda, CA 91343. You can also contact him on Delphi or on his own "Hound and Lion BBS" at 818-895-1016.

Pollock's note offered a detailed comparison of true direct memory access and the track/sector reading with interrupt processing methods that is used on the current crop of OS-9 disk controllers. The newer controllers are a definite step in the right direction, but Pollock feels we need to do better. While the current approach yields a 100 percent improvement over the original controllers, he believes that communications software, multi-drive access and process descriptor service routines handling inter-window communications all slow down the system and reduce the improvement to a point far below 100 percent.

Pollock is proposing a slave processor that operates with "dead clock" access to the bus in a manner similar to that used by the Color Computer 3's GIME chip. He's calling for a "piggyback" card that will hold the 6809E and bring out the BA and BS lines from the system bus. He believes the "slave" processor must be a true CPU and suggests a Motorola MC68008. The 68008 could do "smart" file transfers, disk formatting, disk backup and file copying with no help from the host Color Computer.

There are many software considerations that must be addressed during the design phase of a project like this. It was an extremely interesting letter that ended with Pollock's prediction that a controller using this approach could be built for about the same price of the current crop of "no halt" controllers. Indeed, I've wondered for a long time why a third-party hardware designer doesn't come up with a slave processor to handle all the OS-9 graphics functions while the main 6809E does the computing. With CoCo's 6809E and two or three slave processors, OS-9 could really soar!

OS9: SOFTWARE <D_P_Johnson >my_system >>no_errors #512K &

SDISK - Standard disk driver module replacement allows full use of 40 or 80 track double sided drives with OS-9 Level I. Full compatibility with CoCo 35 track format and access all other OS-9 non-CoCo formats. Easy installation. **\$29.95**

SDISK+BOOTFIX - As above plus boot directly from a double sided diskette. **\$35.95**

LEVEL 1 OS-9 ONLY
LEVEL 2 OS-9 ONLY

SDISK3 - Level II version of SDISK driver. Same features as level I (except bootfix not required to boot from double sided). **\$29.95**

MSF - MS-DOS file manager. Complete file transfer capabilities. **REQUIRES SDISK3 \$45.00** or with SDISK3 for **\$65.00**

L1 UTILITY PAK 40 utilities including MACGEN **\$49.95**

L2 UTILITY PAK Level 2 Ram Disk and Printerr driver plus 10 more **\$39.95** **BOTH L1+L2 Paks for \$75.00**

PC-XFER File transfer utilities read/write/format MS-DOS format

disks under COCO OS-9, **REQUIRES SDISK or SDISK3. \$45.00**

FORTH09 A FORTH-83 Standard implementation specially taylorod for OS-9. Includes complete forth 6809 assembler and more. Programs written in forth can instantly be saved as compact executable machine language modules. Supplied with complete printed documentation. **\$150.00** (+ \$3 S&H).

SEND S.A.S.E FOR LATEST CATALOG

All diskettes are in CoCo OS-9 format unless otherwise requested; other OS-9 formats can be supplied for \$2.00 additional charge. All orders must be prepaid or COD, VISA/MC accepted, add \$2 S&H for first software item, + .50 for each additional item, additional charge for COD.

D. P. Johnson, 7655 S.W. Cedarcrest St.

Portland, OR 97223 (503) 244-8152

(You may best reach us between 9AM-NOON Pacific Time, Mon.-Fri.)

OS-9 is a trademark of Microware and Motorola Inc., MS-DOS is a trademark of Microsoft, Inc., FORTH09 is a trademark of D. P. Johnson

Submitting Material To Rainbow

Contributions to THE RAINBOW are welcome from everyone. We like to run a variety of programs that are useful/helpful/fun for other CoCo owners.

WHAT TO WRITE: We are interested in what you may wish to tell our readers. We accept for consideration anything that is well-written and has a practical application for the Tandy Color Computer. If it interests you, it will probably interest lots of others. However, we vastly prefer articles with accompanying programs which can be entered and run. The more unique the idea, the more the appeal. We have a continuing need for short articles with short listings. These are especially appealing to our many beginners.

FORMAT: Program submissions must be on tape or disk, and it is best to make several saves, at least one of them in ASCII format. We're sorry, but we do not have time to key in programs and debug our typing errors. All programs should be supported by some editorial commentary explaining how the program works. We also prefer that editorial copy be included on the tape or disk using any of the word processors currently available for the Color Computer. Also, please include a double-spaced printout of your editorial material and program listing. Do not send text in all capital letters; use upper- and lowercase.

COMPENSATION: We do pay for submissions, based on a number of criteria. Those wishing remuneration should so state when making submissions.

For the benefit of those who wish more detailed information on making submissions, please send a self-addressed, stamped envelope (SASE) to: Submission Guidelines, THE RAINBOW, The Falsoft Building, P.O. Box 385, Prospect, KY 40059. We will send you comprehensive guidelines.

Please do not submit material currently submitted to another publication.

What do you think? If you would like to pursue a project of this nature or encourage someone else, contact Pollock via Delphi or U.S. mail.

OS-9 Virus Reported

OS-9 hackers are scratching their heads and wondering how to prevent the spread of a computer virus on OS-9 systems after hearing that someone in Oregon uploaded an infected copy of a Dmode utility to a bulletin board there. One safeguard against these viruses may be the module checksum. Any change to a module will almost certainly change its checksum, even if its size is unchanged.

The modified Dmode reportedly claimed to add the ability to change a disk's interleave without destroying any data. A curious user downloaded it and soon realized it contained a surprise. Two days later, he learned a virus had already infected his computer.

The reported virus allegedly attached itself to the CC3DISK module in memory and replicated itself by adding CC3DISK to an OS9BOOT file on any drive. It reportedly has a trigger that causes it to wreck your system after you have made 60 disk accesses. It reportedly will also attack your RAM and hard disk drives.

Mike Stute, GRIDBUG on Delphi, who first reported the virus, said the infected file was uploaded to a local BBS by a John Alan Basgill. When he and the BBS SysOp tried to call him they reached a grocery store in Portland, Oregon.

Why Not PAK It?

I received a note via amateur packet radio recently from a ham operator who was working temporarily at the U. S. Naval Academy in Annapolis, Maryland. He had downloaded an OS-9 program from UseNet but it had been compressed in the PAK format, so I offered to jump online and pull down a copy of G. B. Janssen's OS-9 archive utility. PAK is available on CompuServe, Delphi and GENie. You may want to download it and take a look.

PAK does the same job as the AR utility found in the OS-9 User Group Library and the three major online services. It may, however, offer a few advantages. PAK's main advantage is the fact that in many cases it compresses binary as well as text data. This could save you a lot of space if you are transferring a lot of picture or sound files. AR, on the other hand, compresses only text files.

PAK uses Huffman squeezing, run-

length character compression and Lempel-Zev compression to do the job. It was developed on a CoCo OS-9 Level II system with the Tandy C compiler. It runs on both Level I and Level II systems.

Here's an example of PAK's effectiveness. A Color Max file available on Delphi was 21,248 bytes long in its original form. PAK's output from the same file was only 10,575 bytes long — a 50 percent savings in disk storage and communications line charges.

Like AR, PAK is very handy for distributing multiple binary, picture, text, sound and source files since it can group them into one file and eliminate the need for multiple transfers. It also solves the often-discussed problem of needing special protocols to eliminate characters added by Xmodem.

S/S Pak Can Talk With Level II

If you own a Tandy Speech/Sound Pak, you may want to fire it up under OS-9 Level II on your Color Computer 3. When I first got my CoCo 3, I was very disappointed that my Speech/Sound Pak was no longer usable. But today, thanks to Bruce Isted, Bill Boogaart and Mario Dilallo, my CoCo 3 can now use the Speech/Sound Pak.

Isted released a program to the public domain a long time ago that lets you use the Speech Pak with both OS-9 Level I on the CoCo 1 and CoCo 2 or OS-9 Level II on the CoCo 3. He also helped Boogaart and Dilallo come up with the hardware mods. Since we've never seen this mod mentioned outside the national data libraries, we thought we should pass along some of the information here. If you would like complete details, download the file SSPAK.AR from the DL-10 library on CompuServe's OS-9 SIG.

SSPAK.AR contains a text file that gives you a step-by-step guide to modify your Speech/Sound Pak along with a new S/S Pak driver and S/S Pak descriptor that works with either OS-9 Level I or Level II. The modifications are needed because the Pak was designed to work with the CoCo 1 and CoCo 2 running OS-9 Level I, which runs at a .89-megahertz clock rate. On the other hand, OS-9 Level II on the Color Computer 3 uses a 1.78-megahertz clock. To make the Speech/Sound Pak work with OS-9 Level II then, you must modify it so it can handle a clock rate of 1.78 megahertz.

You must also change a transistor because the higher clock rate of the CoCo 3 causes the input signal from the

bus E clock to drop to approximately -2.5 volts. The original 2N2907 transistor needs at least -5 volts to work properly. Isted's mod substitutes a 2N3906 in its place.

There is one more hitch. Before you can begin, you must determine which model of Speech/Sound Pak you own. Two different models, the 26-3144 and the 26-3144A, have been reported on the market. The first appears to have a Radio Shack label. The latter has a Tandy label.

You'll find a 2N2907 serving as a voltage inverter alongside an inductor in an axial package in the 26-3144. If you have the 26-3144A, you'll see a different transistor near an inductor in a small plastic box. In both models, you'll find the transistor and coil near the post hole in the circuit board.

The 2N2907 in the 26-3144 model Pak has the same pinout as the replacement 2N3906, a PNP transistor. On the other hand, you must reverse the Base and Collector leads of the 2N3906 when you replace the transistor in the 26-3144A model Pak. The transistor in this pak has a pinout of Emitter, Collector, Base when viewed in the same manner as the 2N3906.

To fix the low-voltage problem you must replace the 2N2907 in the model 26-3144 Pak or the anonymous transistor in the model 26-3144A Pak with a 2N3906. If you have the latter model, don't forget to reverse the leads of the Base and Collector.

The other half of the Speech/Sound Pak modification concerns itself with the clock rate used by the speech synthesizer. To change it you first cut the trace connected to Pin 9 of the 74LS86 chip. After you cut this trace, ground Pin 9 of the chip. Your Speech/Sound Pak will now work properly at 1.78 megahertz. If you want to be able to use the Pak in your CoCo 1 at .89 megahertz, you can install a single-pole, double-throw switch to turn your modification on and off.

Speech synthesizers encourage me to experiment and have fun. I hope you'll try these mods and enjoy the results.

CoCo OS-9 Joins Packet Radio and the National Weather Service to Track Oklahoma Tornadoes

For several years J. Frank Fields, who has been very active in the OS-9 User Group, and fellow amateur radio operators have worked with the National Weather Service to track thunderstorms and tornadoes across Oklahoma. Working with Dr. Kenneth

Crawford, Gary Skaggs and Larry Mooney from the Oklahoma City Weather Office at Will Rogers Airport, Fields helped develop a packet radio network that delivers late-breaking weather information from Oklahoma City to civil defense offices across the state. Because of the low cost of the Color Computer, many of the civil defense offices are using it to receive information from the amateur radio packet network.

Now Fields is striving to push the edge of CoCo OS-9 technology forward again. His network is expanding and will soon have several 223-megahertz nodes transferring messages at 19,200 baud. He hopes to drive this network with a protocol known as TCP/IP. Operating on this network, which is used by the defense department as well as many government agencies and universities, is like owning an automatic bulletin board.

With a standard bulletin board system, like the Color Computer BBS systems in local communities (or the large national databases like Delphi, CompuServe and GENie), you must go to the library and get the information you want. With a TCP/IP network, the information comes to you automatically. For example, as long as I leave my amateur radio station on the air, I will automatically receive any mail sent to my unique TCP/IP address. This mail could have been routed via amateur radio, been shot across the country via a satellite or transferred through a standard telephone modem. My station doesn't care, it just automatically records the mail for me when it arrives. It's a fascinating concept and Fields is pushing hard to make the CoCo OS-9 community part of the action.

We introduced him to another amateur radio operator in New Jersey who is working hard to port Phil Karn's C implementation of TCP/IP to CoCo OS-9. We also put him back in touch with George Dorner, OS-9 User Group Treasurer, who belongs to a Chicago group that is charging forward on the same frontier. These guys are onto something big.

By the way, Fields reports that the National Severe Storms Laboratory team in Oklahoma owns a chase van that carries a lot of exotic electronic equipment, including a device called "Toto." They drive the van as close as possible to the path of a developing tornado. A radio in the van sends back a signal generated by NEXRAD, a Next-Generation Doppler Radar, to

any packet radio station within 50 miles. In the past, pay telephones were then used to relay the latest radar data to help guide the placement of Toto. Now, thanks to Fields and other CoCo and amateur radio buffs, it can be relayed to anywhere, from anywhere, in the state — even while the van is moving. Fascinating!

Window Writer Update

We talked to Tom Roginski at OwlWare just before we hit the deadline for this column and learned that *Window Writer*, the Microsoft *Word* line word processor for Color Computer OS-9, is very close to shipping. Tom and his technical assistant, Bruce Navarre, were putting the final beta version through its paces when we called (early January). He hoped to be ready to advertise it in this issue of RAINBOW. If he doesn't make the advertising deadline, you're sure to hear about it in the May issue.

Roginski reported that *Window Writer* author Roger Dash, a student at the University of Illinois, had taken our earlier comments to heart and had firmed up the editor's user interface to bring it closer to the standards established by programs like Microsoft *Word*. He said *Window Writer* and the IBM-like keyboard sold by OwlWare now have a perfect marriage.

With this look back to the future we must end this month's column. The "find file" project is still cooking and we hope to take a close personal look at *Window Writer* in May.

Keep on hacking!

Real Desktop Publishing with THE WORKS. See page 19

ColorWare Introduces THE WORKS

"The CoCo 3 will thank you a lot!"

GRAPHIC DESIGN / WORD PROCESSING / SPELLCHECKER

The Ultimate in Desktop Publishing

The Works includes everything below

Max-10s
Max-10s with another 40,000 words
Regularly \$79.95
Now only \$49.95

Max-10 Font Set
Regularly \$29.95
Now only \$19.95

CoCo Max III
Regularly \$79.95
Now only \$49.95

CoCo Max Fonts
Regularly \$49.95
Now only \$29.95

30 DAY TRIAL OFFER AND OUR NO-RISK GUARANTEE

AS for \$149.95
Save \$80.00

Call today. You have nothing to lose.

(203) 348-9436

COLORWARE

Accessible Applications

Data Processing With BASIC09

By Richard A. White
Rainbow Contributing Editor

When OS-9 first appeared for the CoCo, one question many asked was, "Now that I have it running, what do I do with it?" A variant of that question can be asked about any computer. In the early 1980's, we had to write programs ourselves using BASIC to get many things done. The appearance of word processors, spreadsheets and file programs simplified things considerably so that most common tasks can be done with easily obtained software.

However, some applications do not lend themselves to easy solutions in standard application software. For these, special programs must still be written. A spreadsheet provides a programming language of sorts. Simpler spreadsheets, like the one in *DeskMate*, handle the most frequently used numerical calculations and little more. *DynaCalc* and *VIP* are considerably more powerful but limited. *Lotus 1-2-3* and now its many competitors that run on MS-DOS machines like the Tandy 1000s have very powerful *macro* capa-

bilities built in. These are really programming languages that allow the user to do most of what can be done in conventional programming languages.

The most powerful database manager programs, like *dBASE*, *RBASE*, *FoxBASE* and others on MS-DOS machines and *Sculptor* under OS-9, have extensive built-in programming capabilities. In fact, most new business data applications written today are done, at least in part, using a database manager.

The home user may not wish to invest in a full-featured database manager program since there are the options of using Disk BASIC or BASIC09. Of the two, BASIC09 is by far easier to work with, faster and more powerful. I routinely use two applications that I wrote using BASIC09. One keeps records of rank, skill awards and merit badges for a Scout Troop. This requires nearly 150 fields per record. That is beyond the reasonable capabilities of all CoCo database programs that I own, with the exception of *Sculptor*. One or two other OS-9 based database managers that I am unfamiliar with may do the job.

The other program is a survey analysis program, which I will discuss here and in next month's column. I became involved in writing survey analysis programs five years ago when Professor Sam Sherrill of the University of Cincinnati asked my help with a project. He

had been retained to devise and administer a survey of about 50 questions to less than 200 people. The survey was somewhat complex, and Sherrill believed he could analyze the results of the data using his CoCo. We programmed the project using Disk BASIC and the results were sufficient, producing better results faster and with less manual calculation than typically required. We subsequently programmed a number of other surveys with the CoCo and ported the software to an IBM PC.

The surveys are not major by any means. They benefit local social service agencies that need information about their services and clients, but who are neither knowledgeable in survey method or microcomputers. Small surveys of this nature are valuable to groups such as churches, schools and computer user groups. The survey application we will discuss deals with model railroading.

For over twenty years, the Cincinnati division of the National Model Railroad Association has sponsored an annual public show in November. The objective of these shows is to promote the hobby and provide a major revenue source for the sponsor. Attendance is over 5000 and production costs are approaching \$10,000 per year. To publicize the show effectively, there was a need for a pool of information about the people who attend.

Richard White lives in Fairfield, Ohio, has a long background with microcomputers and specializes in BASIC programming. With Don Dollberg, he is the co-author of the TIMS database management program.

SUNDOG SYSTEMS



Warrior King

NEW!

Become RASTANN, Warrior King, on the quest to regain his rightful crown, hidden deep within a sinister land. Battle monsters, gain magic and weapons, and travel through harsh wilderness and dark castle dungeons in this medieval realm. From the creator of *Kung-Fu Dude* comes this awesome arcade game for the CoCo III! *Warrior King* uses the most detailed 320x200 16 color graphics and high speed machine code to vault you into a world of fantasy. Dare ye challenge the many perils ahead in order to become WARRIOR KING? Req. 128K CoCo III, disk drive, and joystick. Only \$29.95.

The epic adventure is back! The largest adventure campaign ever seen for the CoCo is again available! A total of six disks of intense graphic adventure will have you playing for weeks! Each section is a two-disk stand alone adventure, but all three together form an epic saga. Quest for the legendary Earthstone in the ancient dwelling of the dwarves while you enjoy the classic graphics that made this trilogy famous! Each adventure can be purchased separately for \$29.95, the lowest price ever, or you can purchase the entire set for only \$74.95! Req. 64K CoCo and disk drive.

"One of the best adventures I have experienced to date!" — 6/86 Rainbow review
 "The animated graphics are dramatic, detailed, and excellent!" — 11/87 Rainbow review
 "The adventure of a lifetime. Don't miss out!" — 7/88 Gamer's Connection review

In Quest of the Star★Lord

I am inside the cabin. A man is seated at a small table to the side. The cabin appears well furnished and constructed.

You see: MAN, TABLE, BUC

COMMAND? █

This is THE graphic adventure for the CoCo III! Unparalleled 320x200 animated graphics will leave you gasping for more! You quest for the Phoenix Crossbow in this post-holocaust world of science and fantasy. *In Quest of the Star Lord* is a full 4 disk sides of mind-numbing adventure! Req. 128K CoCo III and disk drive. Only \$34.95. Hint Sheet: \$3.95.

"A dynamite program! The best graphics I've seen to date on the CoCo III. You have to see it to believe it."

— 8/88 Rainbow review

CHAMPION



Become a superhero in this unique 64K action adventure. Great graphics and sound effects! See 5/87 Rainbow review. Disk \$19.95.

DRAGONBLADE

Another great 64K animated adventure! Can you obtain the enchanted sword to slay the evil dragon? See 11/86 Rainbow review. Disk \$19.95.



Kung-Fu Dude

An exciting arcade game. The BEST karate game ever created for the CoCo! Destroy opponents and evade obstacles as you grow ever closer to your ultimate objective. Spectacular graphics, sound effects, and animation! Req. 64K CoCo, disk drive, and joystick. Only \$24.95.

"The CoCo karate gap has been filled and Kung-Fu Dude does it excellently. I highly recommend it!"

— 2/88 Rainbow review



WHITE FIRE OF ETERNITY



Enter the era of monsters and magic in this splendid 64K animated adventure! See 12/86 Rainbow review. Disk \$19.95.

All programs CoCo 1, 2, 3 compatible, unless otherwise stated



Sundog Systems
 21 Edinburg Drive
 Pittsburgh, PA 15235
 (412) 372-5674

Personal checks, money orders, and American C.O.D. orders accepted. Include \$2.50 for S/H. \$3.00 extra for C.O.D. orders. PA residents add 6% sales tax. Authorship and dealer inquires welcome.

A few years ago, the committee distributed surveys to attendees, resulting in 3000 forms. To analyze the results using a computer, we don't need to enter data from every form. This is the whole basis of the polling theory. Answers applicable to an entire population can be obtained from a small group as long as those responding are representative of the principal groups making up the whole population.

My plan was to write a program to input and analyze data from the forms. Sherrill recommended using only 10 percent of the forms for sufficient data. It is important to select them uniformly throughout the bag — say every tenth form.

Next we defined the data's structure. Each survey response form constituted a record, with each piece of data classified to a particular field in the record. Because it is difficult to analyze essay-type answers, we chose multiple choice questions as follows:

1. Please tell us how you heard about this year's show. Check as many as apply.

city newspaper flyer at _____
 flyer at hobby shop friends _____
 suburban paper other _____
 radio
 television

2. Which best describes your interest in model railroading?

active; inactive, but interested
 inactive no real interest.

When the survey forms are in and a sample selected, it is time to put the computer to work. A record is set up in the program for each form. Individually stored responses provide maximum analysis flexibility.

Familiarity with BASIC09 or access to reference material is helpful in discussing this program.

One principal difference between conventional BASIC and BASIC09 is in handling variables. While BASIC09 provides simple string and numeric variable defaults, the user has powerful options to tailor variables for memory conservation, execution speed, disk file speed and space conservation, and for program readability and maintainance. This is done by dimensioning variables at the very beginning of the program module.

The DIM statement tells BASIC09 the type of variable and how much memory to reserve for that variable. There are five predefined variable types in BASIC09; BYTE, INTEGER, REAL, STRING and BOOLEAN. Byte, integer and real variables handle numbers. A byte variable stores a whole number between 0 and 255 in one byte of memory. An integer variable uses two bytes to store whole numbers in the range between -32,768 and 32,767. A real variable uses five bytes to store a floating point number that can be in the range $\pm 1 \times 10^{\pm 38}$. Like the numeric variable used in Color BASIC, this type supports decimal numbers. Our program only uses byte and integer variables, which are dimensioned as follows:

```
DIM count1,count2,count3,path:INTEGER
DIM row:INTEGER
DIM flag:BYTE
```

Note that long variable names work and are encouraged for program readability and later maintainance. If you pack the procedure, variable names are stripped out, saving memory. A number of variable names can be strung together with comma separators to save typing.

The string variable type stores characters. Its length is fixed by the number provided in its DIM statement, or at a default 32 characters. The statement `DIM filename:STRING[16]` allocates 16 bytes for the name of the string that will hold the name of the file in which the program will store data. Here is where BASIC09 follows the more conventional compiled languages like FORTRAN, Pascal and C; 16 bytes only are set aside for the string. If you try to assign a longer string to the variable, its excess over 16 bytes is lost. Here are examples of dimensioning string variables from our program:

```
DIM answer:STRING[1]
DIM filename:STRING[16]
```

No decimal numbers are used in the program, but if there were, a dimension statement would look like this:

```
DIM floating:REAL
```

I seldom use the boolean type, but it is dimensioned in a similar way to the examples already shown.

Arrays allow you to group a number of pieces of data under one variable name and to access each data item by

its number in the array. As each survey form is entered into the computer, it is numbered. That number refers to the member of the data array that contains the raw data entered. The simplest example from the survey program is the ZIP code array shown here:

```
DIM zip(500):STRING[5]
```

Since I will use the ZIP code data to determine where show attendees live: in town, out of town, which side of town etc.. Only five digits are needed. ZIP codes in my area are in the 4xxxx series, 41xxx for Northern Kentucky, 43xxx to 45xxx for Southwestern Ohio and 47xxx for Eastern Indiana. So I cannot use the integer type. Since I only need to sort and compare the ZIP code values, a five-character string will work well. The 500 in parentheses right after the variable name `zip` tells BASIC09 to reserve memory for 500 entries. BASIC09 then reserves a 2500 byte block ($5 * 500$) of memory for the array. It finds which five bytes it needs to deal with by a simple calculation of byte count into the 2500-byte data block. Here is an example of another string array:

```
DIM c(13):STRING[20].
```

Arrays can be of any variable type, including complex, user-defined types.

Complex variables contribute much to the power of BASIC09 in dealing with data handling chores like compiling survey data. The TYPE statement communicates to BASIC09 a user-defined variable type that is a collection of variables of possibly mixed basic types. Here is a look at the type statement used in the survey program:

```
TYPE dat=ar,cnews,snews,radio,
tv,hfly,efly,fr,oth,act,iai,ia,
ni:BYTE
```

Following the TYPE keyword is the type name `data I` assigned. The = is followed by names of the variables in the statement. The TYPE statement is fairly simple, containing only byte-type variables. You can mix all basic variable types in a TYPE statement. At this point, BASIC09 treats the TYPE statement as information only. We still need to dimension a variable using the new variable type. Here's an example:

```
DIM rec(500):dat
```

Here a variable array named `rec` has been dimensioned using our new type

dat. Each member of the rec array contains all the variables defined in the type statement for dat. Since there are 12 byte-type variables, the DIM statement will allocate 6000 (500 * 12) bytes for the array. This stores data as economically as possible without tweaking individual bits. Bit manipulations are possible but are considerably more complex.

That constitutes all the variables used in the program. They are all dimensioned up front so BASIC09 can assign needed memory immediately and so we can easily find the DIM and TYPE statements if we need to change something.

Next, it is good practice to initialize variables. Most BASICs automatically initialize variables when they are dimensioned or first used. BASIC09 does not. All it does is allocate memory space. What is in the variable is what was in those bytes beforehand. This can be of harm in a number of ways not always apparent from an error message.

It will contain some number, depending what the bytes in its assigned memory area were used for before you ran the program. This may not cause an error, but your results will be wrong. A string variable will contain garbage that also may or may not cause an error. Here is the initialization section of our survey program:

```
(* Initialization *)
c(1)="CITY NEWSPAPER"
c(2)="SUBURBAN NEWSPAPER"
c(3)="RADIO"
c(4)="TELEVISION"
c(5)="HOBBY SHOP FLYER"
c(6)="FLYER ELSEWHERE"
c(7)="FRIENDS"
c(8)="OTHER"
c(9)=" "
c(10)="ACTIVE"
c(11)="INACTIVE, INTERESTED"
c(12)="INACTIVE"
c(13)="NO INTEREST"
rec(1).ar=0
rec(1).cnews=0
rec(1).snews=0
rec(1).radio=0
rec(1).tv=0
rec(1).hfly=0
rec(1).efly=0
rec(1).fr=0
rec(1).oth=0
rec(1).act=0
rec(1).ia1=0
rec(1).ia=0
rec(1).ni=0
zip(1)=""
```

This is a good example of how to

access individual members of an array (eg. c(5) =). Note how the variables in our user-defined type dat are accessed (- rec().cnews). The period connects the subvariable cnews to the dimensioned variable name rec. Note also that I initialized only the first member of the rec array. We will use that initialized member to initialize the other array members if we need to start a new file. If an existing file is used, that file will have been initialized when it was first created; loading it into the computer will fully initialize the array in memory.

If no data file exists, BASIC09 will not create one when you try to open the file as many BASICs will. Rather, you must use the CREATE statement to start the file. I generally have the program ask if a new file is to be started, though the ON ERROR GOTO command can be made to do it automatically in a round-about way. If I were writing a program for others, I would probably automate the operation in some cases. But I don't like to deal with the complexity when writing for my own use. In any case, following is the code to determine if a new file is to be made or an existing one loaded. I will present it piece by piece with comments on code pieces along the way.

```
(* Existing File or Initialize *)
PRINT CHR$(12)
RUN printat(10,10)
PRINT "I Initialize Array"
PRINT
PRINT TAB(11); "L Load Array"
RUN printat(10,14)
```

BASIC09 does not contain a CLS command to clear the screen, but PRINT CHR\$(12) does the same thing.

Printat is a separate small program to position the cursor on the screen. It is called by name using the RUN command. It needs two parameters: the column and the row where the cursor is to be placed. These are included in that order within the parentheses. These could be variable names rather than numbers. Here is the module in its entirety:

```
PROCEDURE printat
0000 PARAM col,row:INTEGER
000B PRINT CHR$(2); CHR$(col32);
CHR$(row32);
0021 END
```

In the *Printat* procedure, the PARAM

PERRY COMPUTERS

The Ideal Buy

1-800-248-3823

TANDY COMPUTERS

Tandy 1000-HX 256K 5 1/4"D.	535.00
Tandy 1000-SL 384K 5 1/4"D.	675.00
Tandy 1000-TL 640K 3 1/2"D.	955.00
Tandy 3000-NL 512K 3 1/2"D.	1275.00
Tandy 4000-LX 2 Meg 3 1/2"D.	2999.00
Tandy 4000 1 Meg 3 1/2" D.	1890.00
Tandy 5000MC 2 Meg 1 Drive	3825.00
Tandy 5000MC 2 Meg 40 Meg	4955.00
Tandy 5000MC 2 Meg 84 Meg	5395.00
Tandy 1400LT 768K 2 Drives	1335.00
Tandy 102 24K	430.00
Tandy Color 3 128K	155.00

MONITORS & BOARDS

VM-5 Monochrome Green	115.00
CM-5 Color RGB	220.00
CM-11 Color RGB	315.00
EGM-1 Color RGB (EGA)	510.00
VGM-100 Monochrome Analog	169.00
VGM-200 Color Analog	425.00
VGM-300 Color Analog	535.00
Tandy EGA Card	205.00
Paradise Basic EGA Card	195.00
OK Multifunction Board T-1000	99.00

DRIVES

Color Computer Drive 0	175.00
5 1/4" External Drive 1000EX	180.00
Tandy 20 Meg Hardcard	450.00
30 Meg Hardcard	395.00
20 Meg Hard Drive 1400LT	775.00
5 1/4" External for Tandy 1400	215.00
Seagate 20 Meg Hard Drive	219.00
Tandy 1000/SX/TX Controller	69.00

MODEMS

Prac. Peripherals 1200B Internal	75.00
Prac. Peripherals 1200B External	89.00
Prac. Peripherals 2400B Internal	175.00
Prac. Peripherals 2400B External	205.00
Packard Bell 2400B Internal	140.00

PRINTERS

DMP-106 Dot-Matrix	165.00
DMP-132 Dot-Matrix	285.00
DWP-230 Daisy Wheel	345.00
Panasonic KX-P1080I Dot-Matrix	179.00
Panasonic KX-P1091I Dot-Matrix	199.00
Panasonic KX-P1092I Dot-Matrix	349.00
Panasonic KX-P1124 Dot-Matrix	369.00
Panasonic KX-P1524 Dot-Matrix	595.00

Please write for complete price list.
We carry more items than listed here.

All prices and offers may be changed or withdrawn without notice. Advertised prices are cash prices. C.O.D. accepted add 2% (minimum charge \$10.00). M.C. Visa add 2%. All non defective items require return merchandise authorization. Call for RMA Number before returning. Delivery is subject to product availability. Add 1 1/2% for shipping and handling. \$5.00 minimum charge.

TM - Registered Trademark of Tandy, Epson, and IBM
Monday thru Friday 9am - 5pm EST.



124 South Main Street, Perry, MI 48872
CALL 1-517-625-4161 or TOLL-FREE
1-800-248-3823

keyword is used instead of DIM to indicate that values for the variables `col` and `row` will be sent when the procedure is called. In our example these were just numbers. If they had been in variables in the calling program, `Printat` would have been given addresses in the data space where those variable values were being stored. No new variable storage space would be involved in this case.

If I wanted to put some functions that work on values in our `rec` array in a separate procedure called `special_work`, I could let that procedure access the whole array with the simple call `RUN special_work (rec)`. The complete `TYPE` statement would need to be duplicated in the called procedure, but instead of `DIM rec(500):dat`, the statement `PARAM rec(500):dat` would be used.

The question of whether the user wants to start a new file (Initialize array) or load an existing file was asked. Here is how the answer (an I or L keyboard response) is handled:

```
WHILE answer="I" AND answer="L" DO
GET #0,answer
RUN isupper(answer)
ENDWHILE
```

First we only want to move on if an I or an L is keyed. The `WHILE...DO...ENDWHILE` makes this test and loops back if it is not met. You will like `GET #0, answer`. Note above that `answer` is dimensioned as a one-character-long string. `GET #0, answer` then goes to Path 0 to get one character and waits until that condition is met or until a carriage return is found. Path 0 is the keyboard so the `GET` statement waits until the user presses one key and then lets the program process the key. In this case `GET` is much nicer than `Inkey`, which lets the program go on whether there is a keystroke or not and where one must write a loop to keep looking at the keyboard.

If you have the keyboard in lowercase mode, you are not likely to remember that the program is looking for an uppercase response. The procedure `isupper` takes care of this by promoting all lowercase letters to uppercase. It also is relatively short, but long enough that one would not want to include it repeatedly in a program. I load it into BASIC09 whenever I am writing a program that will need it and call it as a separate named procedure. When you have a

number of separate procedures in BASIC09 as you write a program, remember to save them all out into one file together with `SAVE* yourfilename`. Then when you reload the file all the procedures will load in together. Note also that `isupper` is set up to handle longer strings (40 characters as shown), but that it works for single characters as well.

```
PROCEDURE isupper
0000 DIM count,line_length:INTEGER
000B PARAM answer:STRING[40]
0017 DIM ascii:INTEGER
001E DIM char:STRING[1]
002A DIM work_string:STRING[40]
0036
0037 count:=1
003E line_length:=LEN(answer)
0047 work_string=""
004E
004F WHILE count<line_length+1 DO
005F  ascii:=ASC(MID$(answer,
count,1))
006E  IF ascii<96 THEN
007A  char=CHR$(ascii)
0083  work_string=work_string+char
008F  count:=count+1
009A  ELSE
009E  char=CHR$(ascii-32)
00AA  work_string=work_string+char
00B6  count:=count+1
00C1  ENDIF
00C3  ENDOPTION
00C7
00CB  answer=work_string
00D0  END
```

If we need to make a new file, the following if statement is true and its contained code is executed.

```
IF answer="I" THEN
FOR count1=2 TO 500
rec(count1)=rec(1)
zip(count1)=""
NEXT count1
count1=0
RUN printat(10,14)
PRINT "FILENAME: ";
INPUT fname
CREATE #path,fname:WRITE
PUT #path,rec
PUT #path,zip
CLOSE #path
ENDIF
```

Remember that we initialized all variables in member `rec(1)` so all we need to do is assign `rec(1)` to all the other members of the array. We also initialized `zip(1)` to a null, "", but it is easier and more readable to repeat the null than reference `zip(1)`. The state-

ment `count1=0` resets `count1` so I don't get a surprise later. The remaining code gets the new filename, creates the file, stores the arrays and closes the files. We will need the file again in the program, but I always assume a file is closed; then I open it, use it and close it to prevent surprises.

The `PUT #path,rec` and `PUT #path,zip` statements store both entire arrays, read individual variables or records to a file and then read them back in individually. This is also much faster since the computer needs to only dump 6000-byte and 2500-byte blocks of memory directly to the file. No time is wasted finding individual values. Recovery of the arrays is just as simple and fast. Here is the code block to load the arrays back into the program:

```
IF answer="L" THEN
RUN printat(10,14)
PRINT "Filename: ";
INPUT fname
OPEN #path,fname:READ
GET #path,rec
GET #path,zip
CLOSE #path
```

About the only thing different here from the code to save the arrays is the use of `GET` rather than `PUT`. We used `GET` before to get a character from the keyboard. Here we use it to get a whole array from a disk file. OS-9 was designed to be device-independent, and here we see one of the payoffs.

```
count1=0
REPEAT
count1=count1+1
PRINT count1; " ";
UNTIL rec(count1).ar=0
count1=count1-1
ENDIF
```

Since we need numbers to access array members, we need to have a count of how many have been used. One way is to save the count used into a variable in the file. That also saves memory and disk space. In the input section, I put the array member number into the variable `rec().ar`, so it is easy to hunt through this variable in the array members until I find a zero. `Count1` then is the member number of the first empty member. Since the input loop increments `count1` at its beginning, we need to subtract one so it represents the last used member at that point.

Next month we'll take up the data entry section and get into the data analysis. ☺

Color Computer I, II, III

Free Software for Drive 0 Systems

CoCo Checker...Test roms, rams, disk drives and & controller printer, keyboard cassette & more.
Tape/Disk Utility...Transfers disk to tape and tape to disk.

159⁹⁵ Drive 0

- Full Ht Drive
- Single Case
- Heavy Duty Power Supply
- 2 Drive Cable
- Gold plated contacts
- Controller & manuals

179⁹⁵ Drive 0

- Double Sided Slim Line Drive
- Case holds 2 slim line drives
- Heavy Duty Power Supply
- 2 Drive Cable
- Gold plated contacts
- Controller & Manuals

269⁹⁵ Drive 0 & 1

- 2 Double Sided Slim Line Drive
- Case holds 2 slim line drives
- Heavy Duty Power Supply
- 2 Drive Cable
- Gold plated contacts
- Controller & Manuals



Other Drive Specials

119⁹⁵

2nd Drive
for new Radio Shack
includes:

- Slim Line DS/DD Drive
- Cabling & Instructions
- Mounting Hardware

Full Ht. Drive	89⁹⁵
Full Ht Drive Ps/Case.....	129⁹⁵
Slim Line Drive.....	99⁹⁵
Slim Line Drive Ps/Case...	139⁹⁵
2 Slim Drives Ps/Case	239⁹⁵
Disk Controller	59⁹⁵

Single Ps & Case	44⁹⁵
Dual ½ht Ps & Case	54⁹⁵
Dual Full Ht. Ps & Case	79⁹⁵
Disk Controller	59⁹⁵
10 Diskettes with free library case.....	9⁹⁵

Quality Add-On's for Tandy 1000, SX, TX, SL, TL, 3000, 4000

HARD CARDS

10 meg	259.95	40 meg	399.95
20 meg	299.95	49 meg	499.95
30 meg	349.95	64 meg	599.95

HARD DRIVE KITS

10 meg kit	249.95	40 meg kit	399.95
20 meg kit	299.95	60 meg kit	539.95
30 meg kit	339.95		



1000, 1000A,
Memory Cards
Zucker Memory
• DMA & 512K **CALL**
Zucker Multifunction
• Serial
• Real Time Clock
• 512K DMA **CALL**
• Software

TANDY 1000
1000, SX, TX, 3000, 4000
2nd Floppy
360K TEAC **\$119.95**
720K Mitsubishi **\$99.95**
3½" Mitsubishi **\$119.95**

1000, 1000A, SX, TX, SL, TL
Hard Drive Controller
Will run 1 or 2
Hard Drives
Supports drives up to 120 megabytes
\$99.95

QUALITY
CUSTOMER SERVICE
508-278-6555
TECHNICAL ASSISTANCE
508-278-6556



TOLL FREE ORDER LINE
1-800-635-0300
TRUE DATA PRODUCTS
115 MAIN ST., P.O. BOX 347
UXBRIDGE, MA 01569
508-278-6555
HOURS: MON-FRI. 9-6, SAT. 10-4 (EST)

CORPORATE P.O.'S WELCOMED
ALL PACKAGES SHIPPED UPS
EXCEPT CANADA AND A.P.O.'s
C.O.D.'S ADD \$2.30
MASTER CHARGE/VISA ADD 3%
1 YEAR WARRANTY UNLESS
OTHERWISE NOTED
PRICES TERMS CONDITIONS
SUBJECT TO CHANGE WITHOUT
NOTICE

Racksellers

The retail stores listed below carry THE RAINBOW on a regular basis and may have other products of interest to Tandy Color Computer users. We suggest you patronize those in your area.

ALABAMA Birmingham Brewton Florence Greenville Madison Montgomery Tuscaloosa	Jefferson News Co. McDowell Electronics Anderson News Co. M & B Electronics Madison Books Trade 'N' Books Injun John's, Inc.				
ALASKA Fairbanks	Arow Appliance/Radio Shack				
ARIZONA Cottonwood Lake Havasu City Phoenix Tempe Tucson	A & W Graphics Co. Book Nook TRI-TEK Computers Books, Etc. Computer Library Anderson News Co.				
ARKANSAS Fayetteville Ft. Smith Little Rock	Vaughn Electronics/Radio Shack Hot Off the Press Newsstand Anderson News Co.				
CALIFORNIA Berkeley Citrus Heights Hollywood La Jolla Los Angeles Marysville Napa Oakland Rancho Murieta Sacramento San Francisco Santa Monica San Jose Santa Rosa Stockton Sunnyvale Torrance	Lyon Enterprises Software Plus Sevity Distributors Stef-Jen, Inc. Butler & Mayes Booksellers Circus of Books (2 Locations) Bookland Bookends Bookstore DeLauer's News Agency Software Plus Deibert's Readerama Tower Magazine Booksmith Bookworks Castro Kiosk Midnight Special Bookstore Computer Literacy Bookshops Sawyer's News, Inc. Harding Way News Paperbacks Unlimited Computer Literacy El Camino College Bookstore				
COLORADO Aurora Colorado Springs Denver Glenwood Springs Grand Junction Longmont	Aurora Newsstand Hathaway's News Gallery The Book Train Readmore Book & Magazine City Newsstand				
DELAWARE Middletown Newark Wilmington	Delmar Co. Newark Newsstand Normar, Inc.—The Smoke Shop				
DISTRICT OF COLUMBIA Washington, DC	Chronicles News Room World News, Inc.				
FLORIDA Boca Raton Clearwater Cocoa Danla Davie Ft. Lauderdale Gainesville Jacksonville North Miami Beach Panama City Pensacola Pinellas Park South Pasadena Starke Sunrise Tallahassee Titusville	Great American Book Co. The Avid Reader The Open Door Danla News & Books Software Plus More Bob's News & Book-Store Clarks Out of Town News Mike's Electronics Distributor Paper Chase Book Co. Almar Bookstore Boyd-Eberf Corp. Anderson News Co. Wolf's Newsstand Polling Place Bookstore Record Junction, Inc. Radio Shack Dealer Sunny's at Sunset Anderson News Co. DuBay's News Center Computrac				
GEORGIA Atlanta Bremen Forest Park Jesup Thomasville Toccoa		Border's Bremen Electronics/Radio Shack Eilers News Center Radio Shack Smokehouse Newsstand Martin Music Radio Shack			
IDAHO Boise Moscow		Book Shelf, Inc. Johnson News Agency			
ILLINOIS Belleville Champaign Chicago Decatur East Moline Evanston Kewanee Lisle Lombard Newton Paris Peoria Springfield Sunnyland West Frankfort Wheeling		Software or Systems Bookmark B. Dalton Booksellers Book Emporium K-Mart Plaza Northgate Mall Book Emporium Norris Center Bookstore Book Emporium Book Nook Empire Periodicals Bill's TV Radio Shack Book Emporium Book Emporium Sheridan Village Westlake Shopping Center Illinois News Service Book Emporium Sangamon Center North Town & Country Shopping Ctr. Book Emporium Paper Place North Shore Distributors			
INDIANA Angola Bloomington Columbus Crawfordsville Dyer Franklin Ft. Wayne Garrett Indianapolis		D & D Electronics Radio Shack White Cottage Electronics Book Corner Micro Computer Systems, Inc. Koch's Books Miles Books Gallery Book Shop Michiana News Service Finn News Agency, Inc. Bookland, Inc. Borders Bookshop Indiana News Southside News Gallery Book Shop Radio Shack Voyle's News Agency, Inc. Mitting's Electronics			
IOWA Davenport Des Moines Fairfield		Interstate Book Store Thacker's Books, Inc. Kramers Books & Gifts			
KANSAS Hutchinson Topeka Wellington Wichita		Crossroads, Inc. Palmer News, Inc. Town Crier of Topeka, Inc. Dandy's/Radio Shack Dealer Lloyd's Radio			
KENTUCKY Hazard Henderson Hopkinsville Louisville Middletown Newport Paducah		Daniel Boone Gulf Mart Matt's News & Gifts Hobby Shop Hawley-Cooke Booksellers (2 Locations) Software City Simon's Castle News Radio Shack			
LOUISIANA Baton Rouge Lockport New Orleans Monroe		City News Stand TV Doctor/Radio Shack Sidney's News Stand Uptown The Book Rack			
MAINE Bangor Brockton Caribou Oxford Sanford		Magazines, Inc. Voyager Bookstore Radio Shack Books-N-Things Radio Shack			
MARYLAND College Park		University Bookstore			
MASSACHUSETTS Boston Brockton Cambridge		Eastern Newsstand Voyager Bookstore Out Of Town News			
MASSACHUSETTS (cont'd) Ipswich Littleton Lynn Swansea				Ipswich News Computer Plus North Shore News Co. Newsbreak, Inc.	
MICHIGAN Allen Park Birmingham Durand E. Detroit Hillsdale Holland Kalamazoo Lowell Muskegon Niles Perry Riverview Roseville				Book Nook, Inc. Border's Book Shop Robbins Electronics Merit Book Center Electronics Express/Radio Shack Fris News Company The Book Raff Lowell Electronics The Eight Bit Corner Michiana News Service Perry Computers Riverview Book Store New Horizons Book Shop	
MINNESOTA Burnsville Crystal Edina Minneapolis Minnetonka Roseville St. Paul Willmar				Shinder's Burnsville Shinder's Crystal Gallery Shinder's Laisure Lane Shinder's (2 Locations) Shinder's Ridge Square Shinder's Roseville Shinder's Annex Shinder's Maplewood Shinder's St. Pauls The Photo Shop	
MISSOURI Farmington Flat River Florissant Jefferson City Kirksville St. Louis				Ray's TV & Radio Shack Ray's TV & Radio Shack Book Brokers Unlimited Cowley Distributing T&R Electronics Book Emporium	
MONTANA Butte				Plaza Books	
NEBRASKA Lincoln Omaha				Nebraska Bookstore Nelson News	
NEVADA Carson City Las Vegas				Bookcellar Hurley Electronics Steve's Books & Magazines	
NEW HAMPSHIRE Keene Manchester West Lebanon				Radio Shack Associate Store Bookwrights Verham News Corp.	
NEW JERSEY Atlantic City Cedar Knolls Clinton Pennsville Rockaway				Atlantic City News Agency Village Computer & Software Micro World II Dave's Elect. Radio Shack Software Station	
NEW MEXICO Alamogordo Albuquerque Santa Fe				New Horizons Computer Systems Page One Newsstand Downtown Subscription	
NEW YORK Amherst Brookport Brooklyn Elmira Heights Fredonia Hudson Falls Huntington Johnston City New York				Village Green-Buffalo Books Lift Bridge Book Shop, Inc. Cromland, Inc. Southern Tier News Co., Inc. On Line: Computer Access Center G.A. West & Co. Oscar's Bookshop Unicom Electronics Barnes & Noble—Sales Annex Coliseum Books Eastern Newsstand Grand Central Station, Track 37 200 Park Ave., (Pan Am #1) 55 Water Street World Trade Center #2 First Stop News Idle Hours Bookstore International Smoke Shop Jonli Smoke Penn Book Software City State News Walden Books World Wide Media Services Universal Computer Service Microcom Software Village Green	
				Pawling Rochester	

NEW YORK (cont'd)

World Wide News

NORTH CAROLINA

Cary News Center in Cary Village
 Chapel Hill University News & Sundry
 Charlotte Newsstand Int'l
 Hickory C² Books & Comics
 Jacksonville Michele's, Inc.
 Kernersville K & S Newsstand
 Lexington Martin's News Stand
 Marion Boomers Rhythm Center
 Winston-Salem K & S Newsstand (3 Locations)
 Rainbow News Ltd.

OHIO

Akron Churchill News & Tobacco
 Canton Little Professor Book Center
 Chardon Thrasher Radio & TV
 Cincinnati Cinsoft
 Cleveland Erieview News
 Columbiana Fidelity Sound & Electronics
 Columbus B5 Software
 Micro Center
 The Newsstand
 Books & Co.
 Huber Heights Book & Card
 Wilke News
 Wright News & Books
 Book Barn
 News-Readers
 Sandbar Micro Systems
 Wilke's University Shoppe
 Open Book
 The News Shop
 Lakewood Lakewood International News
 Lima Edu-Caterers
 Miamisburg Wilke News
 Parma Bookmark Newcenter
 Toledo Leo's Book & Wine Shop
 Warren Book Nook, Inc.
 Xenia Fine Print Books
 Youngstown Plaza Book & Smoke Shop

OKLAHOMA

Oklahoma Merit Micro Software
 City Thomas Sales, Inc. dba Radio Shack
 Tahlequah Steve's Book Store
 Tulsa

OREGON

Eugene Libra Books — Book Mark
 Portland Fifth Avenue News
 Rich Cigar Store, Inc.
 Sixth & Washington News
 Capital News Center
 Checkmate Book

PENNSYLVANIA

Allentown Owl Services
 Altoona Newborn Enterprises
 Bryn Mawr Bryn Mawr News
 Cary Cory Books & Cards
 Feasterville Global Books
 King of Prussia Gene's Books
 Malvern Personal Software
 Reading Smith's News & Card Center
 Temple Software Corner
 West Chester Chester County Book Co.
 Wind Gap Micro World
 York The Computer Center of York
 Tollgate Bookstore

RHODE ISLAND

Newport Bellevue News

SOUTH CAROLINA

Charleston Hts. Software Haus, Inc.
 Clemson Clemson Newsstand
 Florence Ray's #1
 Greenville Palmetto News Co.
 Spartanburg Software City

TENNESSEE

Brentwood Bookworld #5
 Chattanooga Anderson News Co.
 Guild Books & Periodicals
 Highland Electronics
 Anderson News Co.
 Davis-Kidd Bookseller
 Computer Center
 Davis-Kidd Booksellers
 Mosko's Place
 R.M. Mills Bookstore
 Delker Electronics
 Smyrna

TEXAS

Big Spring Poncho's News
 Desoto Maxwell Books
 Elgin The Homing Pigeon
 Ft. Worth Trinity News
 Hartington Book Mark

UTAH

Provo Valley Book Center

VIRGINIA

Danville K & S Newsstand
 Hampton Benders
 Lynchburg Self Serve Software
 Norfolk I-O Computers
 Turn The Page
 Volume I Bookstore

WASHINGTON

Port Angeles Port Book & News
 Seattle Adams News Co., Inc.
 Bulldog News
 B & I Magazines & Books
 Nybbles 'N Bytes

WEST VIRGINIA

Huntington Nick's News
 Logan Stan's Electronics & Radio Shack
 Madison Communications, LTD
 Parkersburg Valley News Service
 South
 Charleston Spring Hill News

WISCONSIN

Appleton Badger Periodicals
 Cudahy Cudahy News & Hobby
 Kenosha R.K. News, Inc.
 Madison Plc A Book
 University Bookstore
 Juneau Village Reader
 Holt Variety
 Milwaukee
 Waukesha

ARGENTINA

Cordoba Information Telecommunications

AUSTRALIA

Blaxland Blaxland Computers
 Kingsford Paris Radio Electronics

CANADA:**ALBERTA**

Banff Banff Radio Shack
 Bonnyville Paul Tercler
 Brooks Double "D" A.S.C. Radio Shack
 Calgary Billy's News
 Claresholm Radio Shack Associated Stores
 Drayton Valley Langard Electronics
 Edmonton CMD Micro
 Edson Radio Shack, and
 Fairview D.N.R. Furniture & TV
 Fox Creek Fox City Color & Sound
 A.S.C. Radio Shack

FT. SASKATCHEWAN

Ft. Mall Radio Shack, ASC

GRANDE CACHE

The Stereo Hut

GRANDE CENTRE

The Book Nook
 Jim Cooper
 L & S Stereo
 Brian's Electronics
 Radio Shack Associated Stores
 Datatron
 Uoyd Radio Shack
 Okotoks Okotoks Radio Shack
 Radio Shack Associated Stores
 Tavener Software
 Walter's Electronics
 Steffler Radio Shack
 Wheatland Electronics
 Pynewood Sight & Sound
 Westlock Stereo
 Radio Shack

LOYDMINSTER

Okotoks

PEACE RIVER

St. Paul

ST. STEFFLER

Strathmore

TABER

Westlock

WESTLOCK

Wetaskiwin

BRITISH COLUMBIA

Burnaby Compullit
 Burns Lake VT. Video Works
 Campbell River TRS Electronics

BRITISH COLUMBIA (cont'd)

Chilliwack Charles Parker
 Coquitlam Cody Books LTD
 Courtenay Rick's Music & Stereo
 Dawson Creek Bell Radio & TV
 Golden Taks Home Furnishings
 Kelowna Telesoft Marketing
 Langley Langley Radio Shack
 Nelson Oliver's Books
 New Westminster
 Parksville Cody Books LTD
 Pentiction D.J.'s
 Four Corner Grocery
 Sidney Sidney Electronics
 Smithers Wall's Home Furniture
 Squamish Kolyk Electronics
 Vancouver Active Components
 Friendlyware Computers
 Granville Book Co.
 Silconconnections Books LTD

100 MILE HOUSE

Sidney
 Smithers
 Squamish
 Vancouver
 100 Mile House
 Tip Top Radio & TV

MANITOBA

Altona L.A. Wiebr Ltd.
 Lundar Goranson Elec.
 Morden Central Sound
 The Pas Jed's Sight & Sound
 Selkirk G.L. Enns Elec.
 Virton Archer Enterprises
 Winnipeg J & J Electronics Ltd.

NEW BRUNSWICK

Moncton Jeffries Enterprises
 Sussex Dewitt Elec.

NEWFOUNDLAND

Botwood Seaport Elec.
 Carbonear Slade Realities

NOVA SCOTIA

Halifax Atlantic News

ONTARIO

Angus Micro Computer Services
 Aurora Compu Vision
 Concord Ingram Software
 Exceter J. Maclean & Sons
 Hanover Modern Appliance Centre
 Huntsville Huntsville Elec.
 Kenora Donny "B"
 Kingston T.M. Computers
 Listowel Modern Appliance Centre
 South River Max TV
 Dennis TV
 Gordon and Gotch

TORONTO

LaSalle Messageries de Presse Benjamin Enr.
 Pont. Rouge Boutique Bruno Laroche

SASKATCHEWAN

Assiniboia Telstar News
 Estevan Kolyk Electronics
 Moose Jaw D&S Computer Place
 Nipawin Cornerstone Sound
 Regina CoCo Club
 Software Supermarket
 Saskatoon Everybody's Software Library
 Shellbrooke Gec. Laberge Radio Shack
 Tisdale Paul's Service
 Unity Grant's House of Sound

YUKON

Whitehorse H & O Holdings

JAPAN

Tokyo America Ado, Inc.

PUERTO RICO

East Isla Verde The Color Computer Store
 San Juan Software City

Also available at all B. Dalton Booksellers, and selected Coles and W.H. Smith in Canada, Waldenbooks, Pickwick Books, Encore Books, Barnes & Noble, Little Professors, Tower Book & Records, Kroch's & Brentano's, and Community Newscenters.

Advertisers Index

We encourage you to patronize our advertisers — all of whom support the Tandy Color Computer. We will appreciate your mentioning THE RAINBOW when you contact these firms.

Alpha Software Technologies	107	Puritas Springs Software/ SoftWAR Technologies	91	SpectroSystems	131
Arizona Small Computer Company	115	Rainbow Book of Adventures IV	100	SPORTSWARE	77
Burke & Burke	45	Rainbow Binder	42	Sugar Software	73
CRC/Disto	75	Rainbow Bookshelf	66	Sundog Systems	153
Cer-Comp	62, 63	Rainbowfest	109, 110, 111	T & D Software	122, 123, 47
Cinsoft	46	RGB Computer Systems	133	T.E.M. of California	139
CoCo Connection	105	Rainbow on Tape & Disk	IFC	Tandy/Radio Shack	125
Cognitec	29	Rulaford Research	43	Tepco	89
Colorware	19, 20, 21, 23, 35, 41, 78, 105, 121, 137, 151	SD Enterprises	25, 49	Tothian Software	139
Computer Island	141	STG Computers, Inc.	23	True Data Products	157
Computer Plus	3	Second City Software	161	Try-O-Byte	117
D.P. Johnson	149	Simply Better Software	61	Vidicom Corporation	133
Dayton Associates of W. R. Hall, Inc.	129			Zebra Systems	65
Dr. Preble's Programs	93				
Dynamic Storage Products	61				
Federal Hill Software	67				
Frank Hogg Laboratories	56, 57				
Fraser Instrument	115				
Game Point Software	33				
Gimmesoft	30, 31				
Granite Computer Systems	117				
Gregory Software	78				
HawkSoft, Inc.	131				
Howard Medical	162, IBC				
JR & JR Softstuff	121				
JWT Enterprises	120				
Kenneth Leigh Enterprises	91				
Ken-Ton Electronics	141				
Magus Systems Engineering	53				
Metric Industries	12				
MichTron	BC				
Micro Works, The	95				
Microcom Software	9, 11, 13, 15, 16, 17				
Microtech Consultants Inc.	85				
NRI Schools	99				
Owl-Ware	69, 70				
PXE Computing	7				
Perry Computers	155				

Call:
Belinda Kirby
Advertising Representative
(502) 228-4497

Call:
Kim Vincent
Advertising Representative
(502) 228-4492

The Falsoft Building
9509 U.S. Highway 42
P.O. Box 385
Prospect, KY 40059
FAX (502) 228-5121



Second City Software

P.O. Box 72956
 Roselle, IL 60172
 Voice: 312-653-5610
 BBS: 312-307-1519

CoCo CALENDER DELUXE:

Organize all of your appointments with this 365 day Calender. Now with Hi-Res print driver for the DMP, CGP, Epson MX-80 and Star Gemini 10X printer. Please specify printer. 64k DISK.....\$19.95

BLACKJACK ROYALE:

Even your casino odds with this BlackJack card simulation and tutor! Program can be edited for different house rules. 64k DISK.....\$16.95

BSE - BASIC SCREEN EDITOR:

Gives Basic a full-screen editor to supplement the regular EDIT commands. Works on the CoCo 1&2 and with the CoCo 3, WIDTH 32, 40 or 80 is supported! Complete screen cursor control with the arrow keys plus features to make EDITING Basic programs a snap! BSE, a must have CoCo utility. Our low price was the only corner that was cut on this quality program. 64k DISK.....\$19.95

CHECK-09MV - Version 2.0:

Finally, a program that interacts with MultiVue for FAST and EASY check balancing. CHECK-09MV and you can now take control of your bank checking account. No more waiting on your bank statement for an ending balance. CHECK-09MV will provide a check-by-check balance in an easy to use format that eliminates those monthly surprises! Bring your money and you closer together and have the buck STOP HERE! Featuring an all new EDITING command. 512k DISK.....\$25.95

CoCoMAX II: By Colorware

The 'CLASSIC' CoCo graphic program. Draw great works of art with the program that set a standard for all others to follow. Supported by a Hi-Res interface and numerous printer drivers for complete set-up. 64k DISK.....\$78.45

CoCoMAX III: By Colorware

All new program based off the 'CLASSIC' CoCo-Max II software. Allows for full animation, select 16 colors from a 64 color palette, fast & easy to use w/ pull down menus in a point-and-click environment. 128k or 512k DISK.....\$78.45

DISK UTILITY 2.1A PLUS:

A complete disk utility package for all CoCo's. Full Disk I/O for FORMAT, COPY, and BACKUP. Supports single or double sided 35 or 40 track drives. With DISK UTILITY 2.1A PLUS from SCS, you get TWO programs at a low price. DISK UTILITY for CoCo 1&2 and DISK UTILITY for CoCo 3.....\$23.95

**LIGHTING STRIKES
3 TIMES**

Until March 31st, save a
THUNDEROUS 30%
 when you order all three
LIGHTING SERIES PROGRAMS
 by ColorWare.

**RAM DISK LIGHTING
 PRINTER LIGHTING
 BACKUP LIGHTING**
\$30.00

TELEPATCH:

Turn Telewriter 64 into the best Word Processor for the CoCo 1&2! TELEPATCH is compatible with all CoCo's. Comes with complete documentations for easy upgrading and changes. 64k DISK.....\$24.95

SCHEMATIC DRAFTING PROCESSOR:

A 'FAST' and 'EASY TO USE' ELECTRONIC DRAFTING PROCESSOR. Create pro-looking diagrams using a 480x540 pixel screen with 6 viewing windows! Over '30' electronic symbols with 10 definable symbols. Even supports Logic gates & Multipin chips! Print hardcopy or save to disk for later editing. NOW CoCo 3 COMPATIBLE. 64k DISK.....\$22.95

OS-9 SOLUTION:

Tame the hostile environment of OS-9 with OS-9 SOLUTION! Replaces 20 of the command calls with single keystroke, menu driven commands. No more long and complex pathnames or syntaxes to remember! Works with either OS-9 Level One or Two.....\$24.95

TAPE/DISK UTILITY:

A utility package that transfers TAPE to DISK or DISK to TAPE automatically. If you just got your first disk drive, TAPE/DISK is a MUST HAVE program. Will print tape & disk directories to any supported printer. 64k DISK....\$19.95

HI-RES JOYSTICK DRIVER.....\$19.95
 MAX PATCH.....\$19.95
 BUY BOTH FOR ONLY.....\$34.95

HGRXDUMP:

Produce hardcopy graphic files with your DMP and CGP (B&W) printer. CoCo 1, 2 & 3 compatible. 64k DISK.....\$19.95

CoCo SCREEN DUMP:

Allows you to hard copy graphic pictures using the Star Gemini 10X, Epson MX-80 or any other Epson compatible printer. 32k DISK.....\$9.95

MULTI-PAK CRACK:

Allows you to save your ROM-PAK programs over to disk...WHERE THEY BELONG! Includes POKES for problem PAKs and the new 16k PAKs. 64k DISK.....\$24.95

MAX-10: By Colorware

The 'Dazzling Word Processor & Document Creator for the CoCo3'. You asked for it and now it is available at an SCS special price. 128k DISK.....\$78.45

SCS DOS:

Add 24 new disk commands with 2 Hi-Res Screens! Supports 40 track & Double Sided drives, 6ms stepping, auto disk search, error trapping and burnable into an EPROM. 64k DISK.....\$24.95

MY DOS: By Chris Hawks

Supports accesses to double sided drives, able to use the J&M Controller with the CoCo 3, DIR commands simplified and a host of other special features. 64k DISK.....\$14.95

A-DOS 3:

The popular Disk Operating System from SpectroSystems for the CoCo 3. 128k DISK.....\$34.95

SCS can custom 'burn' your purchased DOS program for only \$15.00! This includes the price of the EPROM chip and the BURN charge. Call or write for details.

VIP LIBRARY:

This popular 'intergraded' package includes, VIP Writer, Terminal, Data Base, Calc and Disk Zap which can fix a diskette with I/O errors. SCS special price. 64k DISK.....\$149.95

VIP WRITER III w/ SPELL CHECKER:

All new and completely up-graded with expanded memory and pop-up main menus. You can also have up to 8 - 48k working text screens that will allow you to create 8 separate documents! Settle for only the best 100% ML word processor for the CoCo 3. 128k DISK.....\$79.95

VIP DATABASE III.....\$69.95

SPECIAL: Order any VIP program from SCS, and receive an additional program at NO EXTRA CHARGE! Call or write for full details.

THE NEWSPAPER PLUS:

DeskTop Publishing for the CoCo 3? With the ALL NEW NEWSPAPER PLUS, you now can create complete and sophisticated Banners, Headlines along with Text Columns and Graphics. THE NEWSPAPER PLUS allows for importing different pictures, fonts and fill patterns from disk for that pro-look. Comes complete with 22 fonts and 50 clip art pictures. THE NEWSPAPER PLUS is an all new upgraded program based on the original NEWSPAPER program. SCS is the ONLY company authorized to handle THE NEWSPAPER PLUS program. Why buy the old, overpriced and outdated program when you can get the newest release for less! 128k DISK.....\$48.95

THE NEWSPAPER GRAPHICS DISK I:

The FIRST OFFICIAL supplementary program disk for THE NEWSPAPER. Contains '50' NEW PICTURE FILES, '10' NEW FILL PATTERNS and '3' ADDITIONAL FONT SETS! GRAPHICS DISK I is available only from Second City Software for \$19.95

SECOND CITY SOFTWARE

Accepts MasterCard, Visa, C.O.D. and Check orders. Please add \$2.50 for shipping (\$4.50 for Canada orders) & allow 1 to 3 weeks for delivery. C.O.D. orders, add an additional \$2.50.

HOWARD MEDICAL COMPUTERS

1690 N. Elston • Chicago, IL 60622 • ORDERS (800) 443-1444 • INQUIRIES AND ORDER STATUS (312) 278-1440
 Showroom Hours 8-5 M-F, 10-3 SAT

★ 5 STAR FINAL

APRIL '89

CLOUDY

NX-1000R COLOR \$249

DC-6 DISTO SUPER CONTROLLER

Gives Radio Shack compatibility and double-sided access to drives like our DD-4. A buffer collects keystrokes in memory so nothing is lost when disk is reading or writing. Especially useful with OS-9, multi tasking or multi user.
\$129 (\$2 ship)

NX-1000 STAR printer

- forward and backward tractor
- 4K input buffer **\$189**
- 144 CPS (\$7 ship)

NX-1000 RAINBOW color printer **\$249**

- four-color ribbon (\$7 ship)
- front panel font select
- single sheet and tractor feed at same time

Howard SP-C **\$35.49**

- serial-to-parallel converter
- 300 - 9600 baud (\$2 ship)

Drive 0 and Drive 1+ Double Drive 0+

- two 360K 1/2 height Teac 55-B
- one case and double power supply
- DISTO DC-3 expandable controller **DD-4 \$310**
- CA-2 double cable (\$7 ship)
- Free T&D coupon

MONITOR

Sony KV-1311 CR \$499

Regular \$625 (\$15 shipping)
 • Vivid Color • Vertically flat 13" screen • Monitor/Trinitron TV with remote control • 640 x 240 resolution at 15MHZ .37 mm Dot pitch • RGB analog & digital; TTL; and composite inputs • Cable to CoCo 3 \$36



HARD DRIVE ACCESSORIES

3' Hard Drive Cable \$20
 Clock Upgrade \$20
 HYPER I/O \$29.95
 RSB \$39.95
 TEAC 55B \$118
 Hard Drive ROM Boot \$20



Hard Drive—Ready to Run!

20,000,000 Bytes or the equivalent to a 125 R.S. 501's on line are packed into this hard drive, pre installed and ready to run. All you need to do is plug it in and go! This complete easy to use package includes a Seagate ST-225 hard drive, a DTC 5150 controller, a Burke & Burke interface that plugs into slot 3 of the multi pak interface, plus a case & power supply AND a 1 year warranty. The seagate and controller can also be used in a TANDY 1000, IBM-XT or clone.

HD-2 20 meg \$498

HD-3 30 meg \$548

HD-4 40 meg \$598

Free 3' hard drive cable with orders thru 4/16/89

PAL UPGRADE FOR MULTI-PAK

specify for 26-3024 or 26-3124

14.95 (\$2 ship)

24 HOUR ORDER LINE

800 / 443-1444

WE ACCEPT VISA • MASTERCARD
 • AMERICAN EXPRESS • C.O.D. OR
 CHECKS • SCHOOL P.O.
 NEW — DISCOVER CARD

"Guarantee" As good as Gold.

Howard Medical's 30-day guarantee is meant to eliminate the uncertainty of dealing with a company through the mail. Once you receive our hardware, try it out; test it for compatibility. If you're not happy with it for

any reason, return it in 30 days and we'll give you your money back (less shipping.) Shipping charges are for 48 states. APO, Canada and Puerto Rico orders are higher.

HOWARD MEDICAL COMPUTERS

1690 N. Elston • Chicago, IL 60622 • ORDERS (800) 443-1444 • INQUIRIES AND ORDER STATUS (312) 278-1440
 Showroom Hours 8-5 M-F, 10-3 SAT

★ 5 STAR FINAL

APRIL '89

VERY DRY


515 SALE ENDS 4/15

Due to price increases Howard Medical will end its super sale on Magnavox monitors at midnight April 15, 1989. These changes effect the 8CM515 color, 7622 amber, and 7652 green. Present pricing will be honored only on orders placed prior to 4/16/89.


MAGNAVOX 7622 12" Amber Screen offers 900 dots × 350 lines resolution at 20 MHz on a dark glass anti-glare CRT with built-in audio and 1 year warranty. (\$7 shipping) **\$88** 7652 green screen also available \$88

MAGNAVOX 8 CM 515 has analog RGB for CoCo 3, TTL RGB for Tandy 1000 or IBM PC's, and composite color for CoCo 2 and 3. Built-in speaker. 14" screen with 640 dot × 240 line resolution. Plus 2 years parts and labor warranty. reg. list \$499 **was \$298 \$266** + \$14 Shipping

CC-3 Magnavox RGB cable for CoCo 3 only **\$19.95** with Magnavox Monitor order. \$29.95 w/o monitor.



7622



8CM515




123A

123A 12" This 12" green screen high resolution monitor offers 80 column capability, Zenith quality and a 90-day warranty valid at any of Zenith's 1200 locations. Retail \$199. Our price \$49.50 (\$7 shipping) **REPACK**

VA-1 for monochrome and color monitors delivers video interface for CoCo's 1 & 2 **\$29.45** (\$2 shipping)

DRIVE Ø +. Howards Drive Ø gives you a DD-3 MPI drive, a CA-1 cable and DISTO DC-3 Disk Controller for only **\$178.45**. Double sided double density 360K. (\$5 shipping)



HMC's Guarantee— A Promise you can take to the Bank.

Howard Medical's 30-day guarantee is meant to eliminate the uncertainty of dealing with a company through the mail. Once you receive our hardware, try it out; test it for compatibility. If you're not happy with it for

any reason, return it in 30 days and we'll give you your money back (less shipping.) Shipping charges are for 48 states. APO, Canada and Puerto Rico orders are higher.


Price Break on DISTO Disk Controllers

Includes controller and C-DOS 4.0 ROM Chip. **DISTO \$75 DC-3 [A]** (\$2 shipping on all DISTO products)

ADD-ON BOARDS

DC-3P Mini Eprom programmer includes all software to program 2764 or 27128 chips **[B] \$55**

DC-3C Clock Calendar and parallel printer port **[C] \$40**



RS-232 \$49.95

Replaces R.S. RS-232 board. Plugs in drive port or multi pak. 2 MHz operation works with OS-9. (\$2 ship)

3 in 1 Board \$59.45

Clock calendar at 2 MHz parallel printer port pack requires DISTO Controller or MEB (\$2 ship)

MEB \$30 (\$2 ship)

Plugs into multi pak to expand DISTO DC-3 bus. Use clock in DC-3 and eprom programmer in MEB.

24 HOUR ORDER LINE

**DON'T MISS OUT,
DON'T MISS OUT, ORDER TODAY!**

800 / 443-1444

WE ACCEPT VISA • MASTERCARD •
 AMERICAN EXPRESS • C.O.D. OR
 CHECKS • SCHOOL P.O.
 NEW — DISCOVER CARD

Speed Racer

As the checkered flag drops your pulse rises in this lively arcade game. The road twists to the horizon on the 3-D panorama that sets the stage for exciting racing. Vie for time as you glide through the curves at incredible speeds. Step through the gears to stay ahead of the pack, but be quick! Some will stop at nothing to see the end of the race, or the end of you! Four challenging raceways, complete with obstacles and colorful 3-D scenery test your skills in this Pole Position™ type game.

32K Color Computer required...\$34.95



Pinball Factory

Video games come full circle in this tribute to the original arcade game, *Pinball*. Classic pinball springs to life as never before, with fresh new angles that only a computer can offer. Crisp graphics, sound, and fast smooth action give this machine-language arcade game a realistic, responsive feel you'll hardly believe. There are even "tilt" buttons that let you "bump" the machine. In addition to playing a great game of pinball, you can enjoy hours of creative pleasure as you design, build, edit, and play your own screens.

64K Color Computer required...\$34.95

Demon Seed

The first waves of flying, diving, bloodthirsty bats are arriving. Move, fire, and move again. It's a never ending battle. If you are lucky enough to defeat the bats, be ready for a much greater challenge, The *Evil Demons* themselves. Destroy a wing and another takes its place. Only a direct hit can save you now. It will take great skill to triumph. If you do, then you better be ready for the *End*. The Demon Flag Ship descends to destroy your remaining ships. Your only hope is to penetrate the hull, break through the shield, and destroy the dreaded Gargoyle.

32K Color Computer required...\$19.95



MICHTRON is always looking for programmers and programs. If you are interested in working with one of the most respected company's in the computer software field please give us a call.



For more information on these or other fine products call our knowledgeable staff!

576 S. Telegraph
Pontiac, MI 48053
(313) 334-5700

Dealer inquiries welcome.
Visa and Mastercard accepted.