

Just for your
Tandy Color
Computer 1, 2 and 3

April 1988

Canada \$4.95 U.S. \$3.95

The RAINBOW[®]

THE COLOR COMPUTER MONTHLY MAGAZINE

The Home Manager

*Plan a
Monthly
Budget*

*Compare
Investment
and Financing
Alternatives*

Recipe Filing



*A Mini-Word
Processor*

*Auto
Maintenance
Scheduling*

*Safeguard
Your Valuables*

Plus:

*Guild of the Kingmaker, PALETTEable
Color Mixing, Technical Q & A,
10 New Product Reviews, and More!*





DIECOM PRODUCTS INC.

THE RAT GRAPHIC DESIGN PACKAGE

This is the most complete graphics design package currently available for the Coco 3. It supports 320 x 200 hi-res graphics mode with a 16 color user definable palette. You can draw lines, circles, ovals, boxes, polygons and many more standard drawing functions. You can get stamps from the screen which can then be enlarged, shrunk, rotated, inverted and flipped and then be redisplayed on the screen in various ways. You can paint areas of the screen in one of the pre-defined color textures. You can label your pictures with one of the pre-defined fonts or define your own custom lettering style. Now don't worry about trying to draw your pictures with the keyboard or even a cumbersome joystick, "THE RAT" comes with its own MOUSE. Yes that's right, it comes with a MOUSE, and not a simple analog one button computer like the Tandy 1000. You don't have to worry about selection squares around your drawing screen, just push a button on the mouse and you flip to a separate screen to select your drawing mode. Or you can use one of our pull down menus to load and save your pictures on disk. We also include screen print routines for many of the most popular printers.

Now that's a GRAPHIC DESIGN PACKAGE that beats them all! That's right, you get the graphics program, screen print routines, the mouse and the mouse pad all for one low price of

\$69.95 U.S.
\$99.95 Can.



Requires 128 k Coco 3 and one disk drive

IRON FOREST

This is the first in our series of light phaser games. You have just been teleported to a strange land. As the mist clears you find a light phaser in your hand and yourself deep inside the Iron Forest. Your mission: to protect the sacred White Dove and all good creatures from the evil of the forest. As you aim, you zap a space pod, and then quickly turn and zap an evil spinning blade as it comes dangerously close to the Dove. Many evil creatures inhabit the forest. How long can you keep them under control? Many different backgrounds and increasing difficulty make this a unique new game for your Coco 3.

Iron Forest
\$28.95 U.S.
\$38.95 Can.



Game and phaser together
\$59.95 U.S.
\$83.95 Can.




Requires 128 k Coco 3 and one disk drive

\$28.95 U.S. NEW LOW PRICE DISK ONLY
\$38.95 CAN.

GATES OF DELIRIUM



\$28.95 U.S.
CAN.
GANTELET



\$28.95 U.S.
CAN.
BOUNCING BOULDERS



\$28.95 U.S.
CAN.
WRESTLE MANIAC



DIECOM PRODUCTS INC.

6715 FIFTH LINE, MILTON, ONT., CANADA L9T 2X8

We accept:

cheque or money order


24 hr. order line:
(416) 878-8358
personal service 9-5

Please add \$2 shipping & handling (for 'The Rat' and 'Iron Forest' add \$5 each for shipping). Ontario residents add 7% sales tax. C.O.D. Canada only.

SEE BACK COVER FOR OTHER DIECOM GAMES

From Computer Plus to YOU...


PLUS after PLUS after PLUS




Tandy 1400 LT \$1239
Tandy 102 24K \$379
Tandy 200 24K \$429




Color Computer 3
w/128K Ext. Basic \$159




Tandy 1000 HX \$539
Tandy 1000 TX \$889



DMP-130A \$279



Color Computer Disk Drive
Drive 0 \$249 Drive 1 \$149



DMP-106 \$169

BIG SAVINGS ON A FULL COMPLEMENT OF RADIO SHACK COMPUTER PRODUCTS

COMPUTERS

Tandy 1000 HX 1 Drive 256K	539.00
Tandy 1000 TX 1 Drive 640K	889.00
Tandy 1000 SX 1 Drive 384K	649.00
Tandy 3000 HL 1 Drive 512K	899.00
Tandy 4000 1 Drive 1 Meg. Ram	1959.00

PRINTERS

Radio Shack DMP-106 80 CPS	169.00
Radio Shack DMP-130A 120 CPS	279.00
Radio Shack DMP-440 300 CPS	539.00
Radio Shack DWP-230 Daisy Wheel	349.00
Tandy LP-1000 Laser Printer	1699.00
Star Micronics NX-1000 144 CPS	229.00
Star Micronics NX-15 120 CPS	359.00
Panasonic P-1080i 144 CPS	199.00
Panasonic P-1091i 194 CPS	229.00
Panasonic P-1092i 240 CPS	349.00
Okidata 182 + 144 CPS	259.00
Okidata 192 + 200 CPS	359.00
Okidata 292 240 CPS	479.00

MODEMS

Radio Shack DCM-6	52.00
Radio Shack DCM-7	85.00
Practical Peripheral 2400 Baud	229.00
Practical Peripheral 1200 Baud	149.00

COLOR COMPUTER MISC.

Radio Shack Drive Controller	99.00
Extended Basic Rom Kit	14.95
64K Ram Upgrade Kit	39.00
Radio Shack Deluxe Keyboard Kit	24.95
Hi-RES Joystick Interface	8.95
Color Computer Deluxe Mouse	44.00
Multi Pak Interface	89.00
Multi Pak Pal Chip for COCO 3	14.95
CM-8 6' Extension Cable	19.95
Serial to Parallel Conv.	59.95
Radio Shack Deluxe Joystick	26.95
Magnavox 8515 RGB Monitor	329.00
Radio Shack CM-8 RGB Monitor	249.00
Radio Shack VM-4 Green Monitor	99.00
PBJ 512K COCO 3 Upgrade	99.00
Tandy 512K COCO 3 Upgrade	129.00
Mark Data Universal Video Driver	29.95

COLOR COMPUTER SOFTWARE

	TAPE	DISK
The Wild West (CoCo3)		25.95
Worlds Of Flight	34.95	34.95
Mustang P-51 Flight Simul.	34.95	34.95
Flight 16 Flight Simul.	34.95	34.95
COCO Util II by Mark Data		39.95

COCO Max II by Colorware	79.95
COCO Max III by Colorware	79.95
AutoTerm by PXE Computing	29.95
TelePatch III by Spectrum	29.95
TW-80 by Spectrum (CoCo3)	39.95
TeleWriter 64	49.95
Elite Word 80	79.95
Elite Calc 3.0	69.95
CoCo3 512K Ram Disk by CerComp	19.95
Home Publisher by Tandy (CoCo3)	35.95
Sub Battle Sim. by Epyx (CoCo3)	26.95
Thexder by Sierra (CoCo3)	22.45
Kings Quest III by Sierra (CoCo3)	31.45
Flight Sim. II by SubLogic (CoCo3)	31.45
OS-9 Level II by Tandy	71.95
OS-9 Development System	89.95
Multi-View by Tandy	44.95
VIP Writer (disk only)	69.95
VIP Integrated Library (disk)	149.95

Prices are subject to change without notice. Please call for shipping charges. Prices in our retail store may be higher. Send for complete catalog.

**CALL TOLL FREE
1-800-343-8124**

- LOWEST POSSIBLE PRICES
- BEST POSSIBLE WARRANTY
- KNOWLEDGEABLE SALES STAFF
- TIMELY DELIVERY
- SHOPPING CONVENIENCE



computer plus

P.O. Box 1094
480 King Street
Littleton, MA 01460

SINCE 1973

IN MASSACHUSETTS CALL (617) 486-3193

RAINBOW

Table of Contents

April 1988
Vol. VII No. 9



42

99


Easy as Pie

Raymond Lueders
Help for the amateur
BASIC programmer

112

The Home Financial Analyst

Daniel Piersma
Tax time help for organizing
income, expenses and
banking accounts



124

Features

20

Operation Child Protect

James A. Upperman
Generate a form to grant
authorization for the medical
treatment of a minor

28

Good Things Are Cookin' on CoCo

Brad Spencer
A database for all your
old family recipes

58



34

Financial Time Conversions

Dale Tinklepaugh
A "personal finance tool box"
to manage your resources

42

Home Inventory Manager

Bill Tottingham
Keep track of your valuables
and their I.D. numbers

48

Color Correspondent

Arthur S. Hallock
A mini word processor for
your letter-writing needs

58

CoCo's Auto Maintenance Manager

Larry Anderson
Keep maintenance schedules
for up to five vehicles

86

Guild of the Kingmaker

Scott Miller and
Mike Cushing
It's medieval mayhem as
guildmasters battle it out

124

PALETTEable Color Mixing


H. Allen Curtis
A utility to make color
selection easier

34



Novices Niche

- 72**
Backup and Restore
Carl England
- 73**
Undercover CoCo
David Compton
- 74**
CoCo Caliber
Brian DeMarco
- 74**
A CoCo Pop-Up Calendar
Fred Kolesar
- 75**
High-Tech Quilting Bee
Bernice M. Shoobs

 The cassette tape/disk symbols beside features and columns indicate that the program listings with those articles are on this month's RAINBOW ON TAPE and RAINBOW ON DISK. Those with only the disk symbol are not available on RAINBOW ON TAPE. For details, check the RAINBOW ON TAPE and RAINBOW ON DISK ad on Page 41.

Departments

- Advertisers Index** _____ 192
- Back Issue Information** _____ 103
- CoCo Gallery** _____ 18
- Corrections** _____ 14, 30
- Letters to Rainbow** _____ 6
- Maxwell Mouse** _____ 44
- One-Liner** _____ 123
- One-Liner Contest Information** _____ 164
- Racksellers** _____ 190
- Rainbow Info** _____ 10
- Received & Certified** _____ 140
- Scoreboard** _____ 76
- Scoreboard Pointers** _____ 78
- Submitting Material to Rainbow** _____ 162
- Subscription Info** _____ 16

Columns

- 80**
BASIC Training
Joseph Kolar
Typing down memory lane
- 16**
Building April's Rainbow
Jutta Kapfhammer
Managing Editor's notes
- 142**
CoCo Consultations
Marty Goodman
Just what the doctor ordered
- 157**
Delphi Bureau
Cray Augsburg
Database downloads, and Hutchison's database report
- 149**
Doctor ASCII
Richard Esposito
The question fixer
- 70**
Education Notes 
Steve Blyn
Presidential election preview
- 12**
PRINT#-2,
Lawrence C. Falk
Editor's notes
- 154**
Turn of the Screw
Tony DiStefano
Build a half-megabyte ROM disk
- 146**
Wishing Well 
Fred Scerbo
Revising the reservoir

Rainbowtech

- 170**
Barden's Buffer 
William Barden, Jr.
Hands-on Hershey
- 160**
KISSable OS-9 
Dale L. Puckett
New tools, new toys

Product Reviews

- Avatex 1200e/Cinsoft** _____ 134
- Banker II/J&R Electronics** _____ 133
- Chemistry Tutor/A to Z Unlimited** _____ 136
- CoCo Max III/Colorware** _____ 129
- CoCo XT/Burke & Burke** _____ 137
- ColorVenture RAMdisk/Dr. Preble's Programs** _____ 138
- The Director/SEESOF** _____ 138
- Flight Sim I/Tandy Corporation** _____ 135
- GrafFind/RainyDay Software** _____ 137
- Phantomgraph/Tandy Corporation** _____ 135

THE RAINBOW is published every month of the year by FALSOFT, Inc., The Falsoft Building, 9509 U.S. Highway 42, P.O. Box 385, Prospect, KY 40059, phone (502) 228-4492. THE RAINBOW, RAINBOWfest and THE RAINBOW and RAINBOWfest logotypes are registered ® trademarks of FALSOFT, Inc. • Second class postage paid Prospect, KY and additional offices. USPS N. 705-050 (ISSN No. 0746-4797). POSTMASTER: Send address changes to THE RAINBOW, P.O. Box 385, Prospect, KY 40059. Forwarding Postage Guaranteed. Authorized as second class postage paid from Hamilton, Ontario by Canada Post, Ottawa, Ontario, Canada. • Entire contents copyright © by FALSOFT, Inc., 1988. THE RAINBOW is intended for the private use and pleasure of its subscribers and purchasers and reproduction by any means is prohibited. Use of information herein is for the single end use of purchasers and any other use is expressly prohibited. All programs herein are distributed in an "as is" basis, without warranty of any kind whatsoever. • Tandy, ColorBASIC, Extended Color BASIC and Program Pak are registered ® trademarks of the Tandy Corp. • Subscriptions to THE RAINBOW are \$31 per year in the United States. Canadian rates are U.S. \$38. Surface mail to other countries is U.S. \$68, air mail U.S. \$103. All subscriptions begin with next available issue. • Limited back issues are available. Please see notice for issues that are in print and their costs. Payment accepted by VISA, MasterCard, American Express, cash, check or money order in U.S. currency only. Full refund after mailing of one issue. A refund of 10/12ths the subscription amount after two issues are mailed. No refund after mailing of three or more magazines.

The Rainbow

Editor and Publisher
Lawrence C. Falk

Managing Editor Jutta Kapfhammer
Associate Editor Jody Gilbert
Reviews Editor Judi Hutchinson
Submissions Editor Angela Kapfhammer
Copy Editor Lauren Willoughby
Technical Editors Cray Augsburg, Ed Ellers
Editorial Assistants Sue H. Evans, Wendy Falk, Toni Frank, Monica Wheat
Contributing Editors
William Barden, Jr., Steve Blyn, Tony DiStefano, Richard Esposito, Martin Goodman, M.D., Joseph Kolar, Dale Puckett, Fred Scerbo, Richard White
Art Director Heidi Maxedon
Designers Robert Hatfield, Jr., Denise Webb
Typesetter Jody Doyle

Falsoft, Inc.

President Lawrence C. Falk
General Manager Bonnie Frowenfeld
Asst. General Mgr. for Finance
Donna Shuck
Admin. Asst. to the Publisher
Sarah Levin
Executive Editor James E. Reed
Editorial Director John Crawley
Senior Editor T. Kevin Nickols
Production Coordinator
Cynthia L. Jones
Chief Bookkeeper Diane Moore
Dealer Accounts Judy Quashnock
Asst. General Manager For Administration
Sandy Apple
Word Processor Manager
Patricia Eaton
Customer Service Representative
Beverly Beardon
Development Coordinator Ira Barsky
Chief of Printing Services Melba Smith
Director of Production Jim Cleveland
Dispatch Tony Olive, Sharon Smith
Business Assistant Laurie Falk
Advertising Coordinator Doris Taylor
Advertising Representatives
Belinda Kirby, Kim Vincent
Advertising Assistant Debbie Baxter
(502) 228-4492

For RAINBOW Advertising and Marketing Office Information, see Page 192

Cover illustration copyright © 1988 by Fred Crawford

Incentive to Upgrade

Editor:

I have been a fairly regular reader of THE RAINBOW since May of 1986, just a month or two after buying a 16K CoCo 2. I have since "graduated" to a CoCo 3 (128K) and added a printer. Hopefully, I'll be adding a disk drive next month. (I've been ordering hardware and software from advertisers in THE RAINBOW, with excellent results!)

I want to commend all of your staff for a most helpful magazine! I save each issue, as I want to be able to refer to articles and programs from time to time. For example, when I first started reading it, I could not use any program that required more than 16K standard BASIC (with cassette file storage only). So when I acquired my CoCo 3, I had a large assortment of "brand new" programs to type in! This situation will repeat itself, obviously, when I have a disk drive! So, I don't get discouraged when a program I especially like is beyond my present system capabilities — it just gives me added incentive to upgrade! Hopefully, other readers feel the same way.

One thing that has caused me some concern is Radio Shack's dropping of some CoCo accessories — the CCR-82 cassette recorder, the S/S cartridge and the RS-232 Program Pak (for communications) come to mind. The RS-232 Pak is the easiest way (for me) to connect my Modemfone 100 to the CoCo — although I have made an adapter to connect it directly to the serial port. I have had lots of fun with the Sound/Speech cartridge in connection with Fred Scerbo's programs in "The Wishing Well." I hope that there will be enough such programs in the future to make Radio Shack consider restoring that accessory to its catalogs. Perhaps if enough of us RAINBOW readers (and other CoCo users!) contacted Radio Shack about the various discontinued items, Radio Shack would at least consider making them once again available.

Bill Swartz
Washington, D.C.

Controlling the Controller

Editor:

I recently purchased an appliance and light controller for the Color Computer from Radio Shack. Although it is by far the most versatile way I have found of controlling many electrical devices, I am slightly disappointed in the lack of documentation, which significantly limits its potential uses. The instructions for the device describe only manual operation of the controller or manually programmed operation of the controller through its ROM cartridge program.

Obviously, automatic operation of the controller by a user-developed program is also possible. Possible applications might include security systems, control systems, or use as a very inexpensive system clock. It

would also be convenient to know how to fully access the controller's memory so that programmed information can be printed out or automatically altered by the computer as the amount of daylight throughout the year changes.

I have had no luck finding information describing the format for direct communication with the controller, nor have I found any information regarding the ROM cartridge subroutines that can be accessed to carry out communications and operating functions with the controller. Does anyone know where to obtain this information? Perhaps an article on the subject would be of interest to other readers, as well.

Gary L. Beatty
Hookstown, PA

4,600 of these controllers were given away at the recent Princeton RAINBOWfest, so it shouldn't be long before readers start submitting such articles to THE RAINBOW.

How 'bout it, folks?

REVIEWING REVIEWS

Editor:

I wish to thank Kerry Armstrong for his January 1988 review of *Kung-Fu Dude*, but there is one modification that has since been made, which I want to be known. *Kung-Fu Dude* has been patched to now allow colors on the RGB monitor. This means that no longer will you get the black-and-white stripes on your Tandy CM-8 monitor. All new orders shipped will have this patch, but those who have the older version and want to upgrade can do so by sending their disk, a copy of their receipt and \$5 (including shipping) to cover expenses, to Sundog Systems. Thank you.

Glen R. Dahlgren
President
Sundog Systems

ADOS-3 Version 1.00

Editor:

Recently I received reports of incompatibilities between SpectroSystems' ADOS-3 Version 1.00 and two games for the CoCo 3: *Pyramix* (Dr. Preble's Programs) and *The Wild West* (Novasoft). In both cases, the programs would begin to load, then there would be banging of the drive head, then a message claiming "This is a backup copy" would appear. As I am quite proud of ADOS-3's virtual 100 percent compatibility record with commercial software, I was concerned about these reports. Upon investigation, it developed that both games were protected by Sugar Software's *Pirator* copy protection scheme, and that some rather exotic disk operations performed by *Pirator* conflicted with ADOS-3's fix for the head-banging bug in Disk BASIC.

Fortunately, a simple fix for "Pirated" programs is available that will allow them to be used under ADOS-3 Version 1.00. The fix consists of a line that must be added to the BASIC program that LOADS the main file, to be placed immediately before the LOADM statement. This line is as follows:

```
IF PEEK(&HDB09) = &H2A THEN
POKE &HDB09,&H20
```

If the main file is normally LOADMed directly, as with *The Wild West*, place a BASIC program on the disk consisting of the above line followed by the LOADM of the main file, and run this program instead of using LOADM.

I also suggest that ADOS-3 users add another line to this BASIC loader program, consisting of the ADOS-3 command FAST. I have found that loading time of "Pirated" programs is cut by about 2/3 when the FAST (2 MHz) processor speed is used. (ADOS-3's disk I/O routines support 2 MHz disk operations, which are normally unreliable under standard Disk BASIC.)

I have passed along this information to the distributors of the two games mentioned above, and hope that they and other software vendors who are using *Pirator* will add the above fix to the commercial versions of their "Pirated" programs. (It will not affect compatibility with non-ADOS-3 systems.) I also expect shortly to make a minor revision to ADOS-3 so that new copies designated as Version 1.01 will be compatible with unmodified "Pirated" programs.

Arthur J. Flexer
Owner, SpectroSystems
and author of ADOS

HINTS AND TIPS

Editor:

One of your readers, Myrtis F. Trexler, requested my assistance to add a feature to my program, *Christmas List* ("Making a Christmas Address List," December 1987, Page 66).


I was asked how to make the left-hand margin greater for the purpose of printing envelopes. If Line 235 is added and Line 270 changed, the printer will print at TAB (T) where T is the desired left-hand margin.

```
235 INPUT "HOW MANY SPACES FOR
LEFT MARGIN";T
```

```
270 PRINT#-2,PRINT#-2,TAB(T);
N$(A):PRINT#-2,TAB(T);A$(A):
PRINT#-2,TAB(T);C$(A);", ";
S$(A):PRINT#-2,TAB(T);Z$(A);
PRINT#-2
```

This may be used for labels, envelopes or form letters with the appropriate value for T. For letters and/or envelopes where there is no width restriction, the ZIP code may be

RUNS ON
COCO 2 & 3



AUTOTERM TURNS YOUR COLOR COMPUTER INTO THE WORLD'S SMARTEST TERMINAL!



YOU'LL ALSO USE AUTOTERM FOR SIMPLE
WORD PROCESSING & RECORD KEEPING

EXTRA FEATURES ON COCO 3 DISK

80 char. screen, 2400 baud thru serial port,
95,000 to 475,000 character buffer.

EASY COMMUNICATION

Full prompting and error checking. Step-by-step manual has examples. Scroll text backward and forward. No split words on screen or printout. Save, load, delete files while on line. Print, save all or any part of text. 300 or 1200 baud. All 128 ASCII characters. Works with D.C. Hayes or any modem. Screen widths of 32, 40, 42, 51, 64.

DISK VERSION SUPPORTS RS232 PAK, XMODEM and SPLIT SCREEN FOR PACKET RADIO.

Please hire the mentally retarded. They are sincere, hard working and appreciative. *Thanks!*
Phyllis.

WORD PROCESSING

Editing is super simple with the cursor. Find strings instantly too! Insert printer control codes. Specify page size and margins. Switch quickly between word processing and intelligent terminal action. Create text, correct your typing errors; then connect to the other computer, upload your text or files, download information, file it, and sign-off; then edit the receive data, print it in an attractive format, and/or save it on file. Compatible with TELEWRITER.

TOTAL AUTOMATION

Advanced system of keystroke macros lets you automate any activity, such as dial via modem, sign-on, interact, sign-off, print, save. Perform entire session. Act as message taker. At start-up, disk version can automatically set parameters, dial, sign-on, interact, read/write disk, sign-off, etc. Timed execution lets AUTOTERM work while you sleep or play. No other computer can match your COCO's intelligence as a terminal.

CASSETTE \$29.95

DISKETTE \$39.95

Add \$3 shipping and handling
MC/VISA/C.O.D.

PXE Computing

11 Vicksburg Lane
Richardson, Texas 75080
214/699-7273

placed on the *city, state* line by changing Line 270 as follows:

```
270 PRINT#-2:PRINT#-2,TAB(T);
N$(A):PRINT#-2,TAB(T);A$(A):
PRINT#-2,TAB(T);C$;"",":S$;"
";Z$:PRINT#-2;PRINT#-2
```

These changes may be of interest to others.
George F. Saunderson
Houston, TX

Calendar Modifications

Editor:

I am submitting some changes I have incorporated in William Holdorf's calendar program ("Appointment Calendar," January 1988, Page 100), which may be of interest to other readers. The following lines are additions and/or changes I have made:

```
900 POKE 359,57:POKE65314,85
1355 POKE282,0
1395 POKE282,255
1380 IF AN$="End" THEN 1430
1390 IF AN$="Sk1p" THEN 1530
1530 POKE282,255:CLS5
2290 PRINT#-2,CHR$(27);
CHR$(16);CHR$(2);CHR$(160);
```

Line 2290 is changed for use with the DMP-105 printer.

The first four screens can be edited to upper- and lowercase as desired for true lowercase printing.

R.M. (Bob) Drost
Dawson Creek, British Columbia

Pump Up the Volume

Editor:

I have modified *Airplane* ("CoCo's Darling Flying Machine," January 1988, Page 73) to make it more realistic. I thought that demonstrating just the graphics capabilities of our beloved CoCo is not enough, so I added sound effects in these lines:

```
330 DRAW "A0"+P$:EXEC 43345
350 DRAW "A1"+P$:EXEC 43345
370 DRAW "A2"+P$:EXEC 43345
390 DRAW "A3"+P$:EXEC 43345
```

Take note that deleting the 43345s in lines 350, 370 and 390 will prevent the modification from working. You will get longer sounds if you do not specify what you are EXECuting. Another tip is to use a POKE 140, x before the four modified lines, where x is any value from 1 to 255.

Werner Daniel Streidt
Cairo, Egypt

UV Light Protection

Editor:

Dr. Larry Preble should be commended for his most informative article on "the hazards of spending long hours at the computer" ("A Healthy Interface," February 1988, Page 118). I want all your glasses-wearing readers to know of an extraordinarily effective aid in protecting one's eyes from computer-related fatigue. To a significant degree, such eye strain is caused by accumulated exposure to ultraviolet light emit-

ted by television sets and monitors. Computer users who wear glasses can have an invisible, permanent coating sprayed on their lenses to deflect this ultraviolet radiation, thereby greatly reducing eye irritation and discomfort. This service is provided by your local optometrist or vision care center. The cost is \$10 to \$15 and requires only a few minutes' time for the entire process.

David Mills
(DAVIDMILLS)
Huntington, WV

INFO PLEASE

Editor:

I have been trying to contact Hemphill Electronics, but have had no luck. Have they moved, gone out of business, or what?

Kyle Hagaward
Los Angeles, CA

Hemphill Electronic's new address
is 334 Paseo Tesoro, Walnut, CA
91789, (717).598-7799.

KUDOS

Editor:

I'd like to take this opportunity to rave about one of your article writers, Nancy Ewart. I am sure I, like many others, got more from her "Stalking the Fire-Breathing Dragon" OS-9 dissertation (January 1988, Page 156) than from any other source. An example is her explanation of creating a 40-track, double-sided system disk using DSave. God only knows the hours I've spent

with the manuals, other articles and OS-9 bibles trying to accomplish what she explained in **one paragraph** plus the clarity of her printed command: `dsave(space)-b(space)/d0(space)/d1(space)!(space)shell`. We need more articles from this very proficient writer who knows how to take the fog-level out of difficult subjects. Tandy's writers and most of the other experts writing tech-info should take lessons from Nancy. Let us have more articles from this lady who gets stars from me on her report card!

*Michael Bernardi
Sarasota, FL*

Monitor Madness

Editor:

I just want to thank you guys. I was about to buy a monitor for my new CoCo 3 when the model number sparked my memory. Turning to a back issue, I discovered that the model I was about to buy, the Motorola 8CM562, wouldn't work. If it hadn't been for your magazine and one line in an article on monitors, I would have made a \$300 mistake. Again, thanks.

*Paul R. Broshear
(GROUCHY)
San Angelo, TX*

PEN PALS

● I'm 17 years old. I have a CoCo 3 and a disk drive, printer, cassette recorder and modem. I'm looking for pen pals, whatever their system, age or country.

*Ana M. Rodriguez
D #F-17 Torremolinos
Guaynabo, PR 00657*

● My address has changed, but I still want pen pals!

*Norman L. Morris, Jr.
7743 S. Paulina
Chicago, IL 60620*

● I would like to have some pen pals. I am 16 years old and own a 64K CoCo, a printer and a disk drive.

*Bosman Andreas
Hoge Burg 52
9371 Dendebelle
Lebbeke
Belgium*

● I am a late 40's single mother who would enjoy other single pen pals of my age bracket. I own a CoCo 2 and a 512K CoCo 3 with monitor and cassette, two disk drives, a CGP 115 and 220, a DMP-130 and a modem. I also speak French.

*Nicole Pouliot Coors
5059 Chauntecleer Ct.
Mobile, AL 36693*

● I live in a small town about 40 miles north of Atlanta. I have a CoCo 3, FD-501 disk drive, CM-8 color monitor, DMP-106 printer, CCR-81 recorder and deluxe joysticks. I wish to correspond with all CoCoers. I have had my CoCo for only four

months and am just getting to know it. I would appreciate any pointers anyone might have in respect to graphics and animation. I will respond to any and all letters.

*Mike Tracey
1220 Sherry Drive
Alpharetta, GA 30201*

● I am a young 38-year-old stained glass artist and game, Adventure and utility fanatic. I have a CoCo 2, Epson RX-80 printer, two drives and Multi-Pak, etc. I'll answer everyone and would especially like people who can talk to my printer as I cannot. Write soon.

*Kim Sinrod
16 Scranton Ave.
Lynbrook, NY 11563*

● I am 34 years old and am looking for pen pals from the U.S.A. and around the world. I have a Color Computer 2 with 64K, and a Multi-Pak Interface. I also have two disk drives, a cassette recorder and a DMP-430 printer.

*Paul Nelson Dolliver
115 Peach St.
Snyder, TX 79549*

● I am 19 years old and have a 128K CoCo 3, a 64K CoCo 2, disk drive, Multi-Pak, DMP-105 printer and a DCM-3 modem. I am looking for pen pals from the United States and Canada.

*J.M. Whynot
P.O. Box 50
Port Medway, Nova Scotia
Canada B0J 2T0*

● I am 18 years old and would like to pen pal with anyone in the world. I have a CoCo 2, FD 501 drive, CCR-81 recorder, DMP-105 printer, and I am going to buy a CoCo 3 in the near future.

*Tito Voysest
Malecon Cisneros 124 DPTO 902
Lima, Peru*

BULLETIN BOARD SYSTEMS

● There is a new BBS in southeastern Kentucky. It includes Xmodem downloading and uploading, a peek and pokes section, online games and more. Online from 10 p.m. to 8 a.m. Call (606) 439-1853.

*Kenny Napier
P.O. Box 387
Bulan, KY 41722*

● Call the Grand Rapids BBS Wyoming Pabb, (616) 538-8229. The BBS operates under the OS-9 and UNIX operating systems on a CoCo 2 with 512K RAM.

*Robert M. Worth, Jr.
1726 Millbank S.E.
Grand Rapids, MI 49508*

● You are cordially invited to call The Highlandtown International Airport BBS at (301) 675-7626 (300/1200-7/E/1). Online and open for incoming flights since June 1, 1986, running highly modified *Colorama* BBS software. Instant access after filling out

the new-user application. A donation is required for higher access.

*Tim Krahling, SysOp
2930 E. Fayette St.
Baltimore, MD 21224*

● The Franklin County Data Center has changed its online operating hours. We operate from 10 p.m. to 7 a.m., seven days a week. Call (703) 365-2018 at 300 baud, 7-E-1 or 8-N-1.

*Ricky Sutphin
Rt. 1, Box 20
Henry, VA 24102*

● There's a new CoCo BBS in Connecticut, "Strictly CoCo," running at 300/1200 baud, operating 24 hours a day, seven days a week. Running on a CoCo 2 with four disk drives under *CoBBS* with Xmodem upload/download file section and expanding message bases. Call (203) 378-1572 with 8/N/1.

*Tom Cowley (SysOp)
445 Stonybrook Road
Stratford, CT 06497*

● Omega BBS of Cincinnati is now online with *TuBBS 2.4* software, running on a CoCo 3. We support the CoCo with downloads, online games, multiple message bases and 24-hour operation. Call (513) 671-2049, 300/1200 baud, 8/N/1 protocol.

*Thomas Altum
1746 Continental
Shatconville, OH 45246*

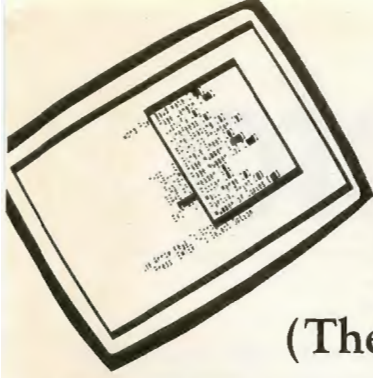
● I operate a bulletin board for the Canadian Forces Base (CFB) Summerside Computer Club.

The C.F.B. Summerside BBS is online at (902) 436-2281; ask for Local 583. The system runs on the club's Model III with multiple drives. The system features Xmodem up/downloads for all computers, five messages bases, information, and soon, online games. Parameters are 8-N-1, 300 baud, and the system is up 24 hours, seven days a week. There is no charge, and new users instantly receive access. SysOps are John Cunningham and Philippe Comeau.

*John Cunningham
10 Glover's Shore Road
Summerside, P.E.I.,
Canada C1N 4G4*

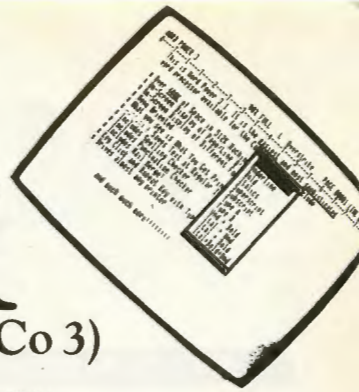
THE RAINBOW welcomes letters to the editor. Mail should be addressed to: Letters to Rainbow, The Falsoft Building, P.O. Box 385, Prospect, KY 40059. Letters should include the writer's full name and address. Letters may be edited for purposes of clarity or to conserve space.

Letters to the editor may also be sent to us through our Delphi CoCo SIG. From the CoCo SIG> prompt, type RAI to take you into the Rainbow Magazine Services area of the SIG. At the RAINBOW> prompt, type LET to reach the LETTERS> prompt and then select Letters for Publication. Be sure to include your complete name and address.



Word Power 3.1

(The Ultimate Word Processor for the CoCo 3)



Power Unleashed! Unlike other word-processors, Word Power 3.1 is written from scratch for the CoCo3. It bridges the gap between "what is" and "what should be" in word-processors. **No other word processor offers such a wide array of features that are so easy to learn and use.**

DISPLAY

The 80-column display with true lowercase lets you view the full width of a standard page. All prompts are displayed in plain English in neat colored windows (see display above). The current column number, line number, page number and percentage of free memory is displayed on the screen at all times. The program even displays the bottom margin perforation so you know where one page ends and the other begins. You can also change foreground/background color of screen and select menu and carriage return colors to suit your needs! Carriage returns can be visible or invisible. Word Power 3.1 runs at double clock speed and can be used with RGB/composite/monochrome monitors as well as TV.

AVAILABLE MEMORY

No other word processor gives you so much memory. Word Power 3.1 gives you over 72K on a 128K machine and over 450K on a 512K machine to store text.

EDITING FEATURES

Word Power 3.1 has one of the most powerful and user-friendly full-screen editors with word-wrap. All you do is type. Word Power 3.1 takes care of the text arrangement. It even has a built-in Auto-Save feature which saves the current text to disk at regular intervals; so you know that your latest version is saved to disk. Here are some of the impressive editing features of Word Power 3.1:

Insert/Overstrike Mode (Cursor style changes to indicate mode); OOPS recall during delete; Type-ahead buffer for fast typers; Key-repeat (adjustable) and Key-click; Four-way cursor control and scrolling; Cursor to beginning of text, end of text, beginning of line, end of line, top/bottom of screen, next/previous word; Page up/down; Delete character, previous/next word, beginning/end of line, complete line, text before and after cursor; Locate/Replace with wild-card search with auto/manual replace; Block Mark, Unmark, Copy, Move and Delete; Line Positioning (Left/Center/Right); Set/Reset 120 programmable tab stops; Word count. Define left, right, top and bottom margins and page length. You can also highlight text (underline—with on-screen underlining, bold, italics, superscripts, etc). Word Power 3.1 even has a HELP screen which can be accessed any time during edit.

MAIL-MERGE

Ever try mailing out the same letter to 50 different people or sending out several resumes? Could be quite a chore. Not with Word Power 3.1. Using this feature, you can type a letter, follow it with a list of addresses and have Word Power 3.1 print out personalized letters. It's that easy!

SAVING/LOADING TEXT

Word Power 3.1 creates ASCII format files which are compatible with almost all terminal, spell-checking and other word-processing programs. It allows you to load, save, append and kill files and also to create and edit Basic, Pascal, C and Assembly files. You can select files by simply cursoring through the disk directory. Supports double-sided drives and various step rates.

PRINTING

Word Power 3.1 drives almost any printer (DMP series, EPSON, GEMINI, OKIDATA, etc). Allows print options such as baud rates, line spacing, page pause, partial print, page numbers, page number placement, linefeed option, multi-line headers/footers, right justification and number of copies (see display above). The values for these parameters and the margins can be changed anytime in the text by embedding Printer Option Codes. Word Power 3.1 has the **WHAT YOU SEE IS WHAT YOU GET** feature which allows you to preview the text on the screen as it will appear in print. You can see margins, page breaks, justification and more.

SPELLING CHECKER

Word Power 3.1 comes with a 50,000 word spelling checker/dictionary which finds and corrects mistakes within your text. You can add words to or delete from the dictionary or create a dictionary of your own.

PUNCTUATION CHECKER


This checker will proofread your text for punctuation errors such as capitalization, spaces after periods/commas, double words and much more. It's the perfect addition to any word processor.

DOCUMENTATION

Writing with Word Power 3.1 is a breeze. Word Power 3.1 comes with a well-written, easy-to-comprehend instruction manual which will lead you step-by-step through the program.

Word Power 3.1 comes on an UNPROTECTED disk and is compatible with RS DOS 1.0/1.1 and ADOS. Only \$79.95.

(Word Power 3 owners can get the 3.1 version by sending proof of purchase and \$10.00 to cover the cost of shipping and the manual.)



MICROCOM SOFTWARE

P. O. Box 214

Fairport, NY 14450

Phone (716) 223-1477

To Place Credit Card Orders Call Toll Free 1-800-654-5244 9 AM-9 PM EST 7 days a week

NY, Canada, Foreign Orders, Information, Technical Advice and Order Status call 1-716-223-1477

All orders within Continental US shipped by UPS 2nd Day Air at no extra charge.

VISA, MC, AMEX, Check, MO. No CODs. Please add \$3.00 S&H (USA & Canada), other countries \$5.00 S&H. NYS residents please add sales tax.

MasterCard



How To Read Rainbow

Please note that all the BASIC program listings in THE RAINBOW are formatted for a 32-character screen — so they show up just as they do on your CoCo screen. One easy way to check on the accuracy of your typing is to compare what character "goes under" what. If the characters match — and your line endings come out the same — you have a pretty good way of knowing that your typing is accurate.

We also have "key boxes" to show you the *minimum* system a program needs. But, do read the text before you start typing.

Finally, the little disk and/or cassette symbols on the table of contents and at the beginning of articles indicate that the program is available through our RAINBOW ON DISK or RAINBOW ON TAPE service. An order form for these services is on the insert card bound in the magazine.

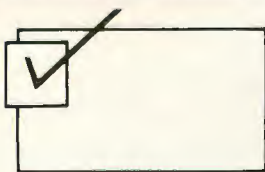
What's A CoCo?

CoCo is an affectionate name that was first given to the Tandy Color Computer by its many fans, users and owners.

However, when we use the term CoCo, we refer to both the Tandy Color Computer and the TDP System-100 Computer. (While many TDP-100s are still in service, the TDP Electronics division of Tandy no longer markets the CoCo look-alike.) It is easier than using both of the "given" names throughout THE RAINBOW.

In most cases, when a specific computer is mentioned, the application is for that specific computer. However, since the TDP System-100 and Tandy Color are, for all purposes, the same computer in a different case, these terms are almost always interchangeable.

Rainbow Check Plus



The small box accompanying a program listing in THE RAINBOW is a "check sum" system, which is designed to help you type in programs accurately.

Rainbow Check PLUS counts the number and values of characters you type in. You can then compare the number you get to those printed in THE RAINBOW. On longer programs, some benchmark lines are given. When you reach the end of one of those lines with your typing, simply check to see if the numbers match.

To use *Rainbow Check PLUS*, type in the program and save it for later use, then type in the command RUN and press ENTER. Once the program has run, type NEW

and press ENTER to remove it from the area where the program you're typing in will go.

Now, while keying in a listing from THE RAINBOW, whenever you press the down arrow key, your CoCo gives the check sum based on the length and content of the program in memory. This is to check against the numbers printed in THE RAINBOW. If your number is different, check the listing carefully to be sure you typed in the correct BASIC program code. For more details on this helpful utility, refer to H. Allen Curtis' article on Page 21 of the February 1984 RAINBOW.

Since *Rainbow Check PLUS* counts spaces and punctuation, be sure to type in the listing exactly the way it's given in the magazine.

```
10 CLS:X=256*PEEK(35)+178
20 CLEAR 25,X-1
30 X=256*PEEK(35)+178
40 FOR Z=X TO X+77
50 READ Y:W=W+Y:PRINT Z,Y;W
60 POKE Z,Y:NEXT
70 IF W=7985 THEN B0 ELSE PRINT
  "DATA ERROR":STOP
80 EXEC X:END
90 DATA 182, 1, 106, 167, 140, 60, 134
100 DATA 126, 183, 1, 106, 190, 1, 107
110 DATA 175, 140, 50, 48, 140, 4, 191
120 DATA 1, 107, 57, 129, 10, 38, 38
130 DATA 52, 22, 79, 158, 25, 230, 129
140 DATA 39, 12, 171, 128, 171, 128
150 DATA 230, 132, 38, 250, 48, 1, 32
160 DATA 240, 183, 2, 222, 48, 140, 14
170 DATA 159, 166, 166, 132, 28, 254
180 DATA 189, 173, 198, 53, 22, 126, 0
190 DATA 0, 135, 255, 134, 40, 55
200 DATA 51, 52, 41, 0
```

OS-9 and RAINBOW ON DISK

The OS-9 side of RAINBOW ON DISK contains two directories: CMDS and SOURCE. It also contains a file, *read.me.first*, which explains the division of the two directories. The CMDS directory contains executable programs and the SOURCE directory contains the ASCII source code for these programs. BASIC09 programs will only be offered in source form so they will only be found in the SOURCE directory.

OS-9 is a very powerful operating system. Because of this, it is not easy to learn at first. However, while we can give specific instructions for using the OS-9 programs, you will find that the OS-9 programs will be of little use unless you are familiar with the operating system. For this reason, if you haven't "learned" OS-9 or are not comfortable with it, we suggest you read *The Complete Rainbow Guide to OS-9* by Dale Puckett and Peter Dibble.

The following is not intended as a course in OS-9. It merely states how to get the OS-9 programs from RAINBOW ON DISK to your OS-9 system disk. Use the procedures appropriate for your system. Before

doing so, however, boot the OS-9 operating system according to the documentation from Radio Shack.

- 1) Type `load dir list copy` and press ENTER.
- 2) If you have only one disk drive, remove the OS-9 system disk from Drive 0 and replace it with the OS-9 side of RAINBOW ON DISK. Then type `chd/d0` and press ENTER. If you have two disk drives, leave the system master in Drive 0 and put the RAINBOW ON DISK in Drive 1. Then type `chd/d1` and press ENTER.
- 3) List the `read.me.first` file to the screen by typing `list read.me.first` and pressing ENTER.
- 4) Entering `dir` will give you a directory of the OS-9 side of RAINBOW ON DISK. To see what programs are in the CMDS directory, enter `dir cmds`. Follow a similar method to see what source files are in the SOURCE directory.
- 5) When you find a program you want to use, copy it to the CMDS directory on your system disk with one of the following commands:

One-drive system: `copy /d0/cmds/ filename /d0/cmds/ filename -s`

The system will prompt you to alternately place the source disk (RAINBOW ON DISK) or the destination disk (system disk) in Drive 0.

Two-drive system: `copy /d1/cmds/ filename /d0/cmds/ filename`

Once you have copied the program, you execute it from your system master by placing that disk in Drive 0 and entering the name of the file.

The Rainbow Seal



The *Rainbow Certification Seal* is our way of helping you, the consumer. The purpose of the Seal is to certify to you that any product that carries the Seal has actually been seen by us, that it does, indeed, exist and that we have a sample copy here at THE RAINBOW.

Manufacturers of products — hardware, software and firmware — are encouraged by us to submit their products to THE RAINBOW for certification. We ascertain that their products are, in actuality, what they purport to be and, upon such determination, award a Seal.

The Seal, however, is not a "guarantee of satisfaction." The certification process is different from the review process. You are encouraged to read our reviews to determine whether the product is right for your needs.

There is absolutely no relationship between advertising in THE RAINBOW and the certification process. Certification is open and available to any product pertaining to CoCo. A Seal will be awarded to any commercial product, regardless of whether the firm advertises or not.

We will appreciate knowing of instances of violation of Seal use.

COCO 3 UTILITIES GALORE

(All utilities support 40/80 columns for CoCo 3)
(CoCo 2 versions are available for most utilities)



SUPER TAPE/DISK TRANSFER



• Disk-to-Disk Copy (1-3 passes) • Tape-to-Disk Copy • Tape-to-Disk Automatic Relocate • Disk-to-Tape Copy • Tape-to-Tape Copy
Copies Basic/ML programs and DATA files. CoCo 1, 2 & 3. 32K Disk System (Disk to Disk Copy requires 64K). Disk Only \$24.95

OS9 LEVEL II RAMDISK

Lightning Fast Ramdisk with Auto Formatting. A must for any OS9 Level II User. Req. 512K \$29.95. (Only \$14.95 with the purchase of 512K Upgrade & Ramdisk!!).

HI-RES JOYSTICK SOFTWARE

Wish you could use the hi-res joystick interface from Basic? You can now. This program will let you access 640 x 640 pixels from your joystick for extra precision. CoCo 3 Disk \$14.95

COCO NEWSROOM

Now available for the CoCo III! You can design your own newspaper with Banner Headlines/6 articles using sophisticated Graphics, Fonts and Fill Patterns. Comes with 22 fonts & 50 pictures! Over 140K of code. Disk only \$49.95

MAILLIST PRO

The ultimate mailing list program. Allows you to add, edit, view, delete, change, sort (by zipcode or name) and print labels. Its indispensable! Disk Only \$19.95 (CoCo 2 version included)

DISK LABEL MAKER

Allows you to design professional disk labels! Allows elongated, normal and condensed format for text, double-strike, border creation and multiple-label printing. Its a MUST for any user with a disk drive. Disk Only \$19.95. Supports DMP105/110/120/130/430, GEMINI, STAR, EPSON and compatibles. (CoCo 2 version included)

COMPUTERIZED CHECKBOOK

Why bother with balancing your checkbook? Let the CoCo do it for you! Allows you to add, view, search, edit, change, delete and printout (in a table or individual entry format) checkbook entries. Updates balance after each entry. Allows files for checking, saving and other accounts. Disk Only \$19.95 (CoCo 2 version included)

BOWLING SCORE KEEPER

An excellent utility to keep track of your bowling scores. Allows you to save scores under individuals or teams. You can edit, change, delete and compare scores. A must for anyone who wants to keep track of his or her bowling performance. Disk \$19.95 (CoCo 2 version included).

VCR TAPE ORGANIZER

Organize your videocassettes with this program! Allows you to index cassettes by title, rating, type, play time and comments. Also allows you to sort titles alphabetically and view/print selected tapes. If you own a VCR, this program is a must. Disk Only \$19.95 (CoCo 2 version included).

SCREEN DUMP

32, 40, 80 column text dump, PMODE 4 Graphics Dump. Single Keystroke Operation allows you to take snapshots of screens even when programs are running! Works on DMP's, Epson and Gemini. CoCo 1, 2, and 3. Disk Only \$24.95



HOME BILL MANAGER

Let the CoCo keep track of your bills. Allows you to enter bills under various categories and reminds you when they are due. Disk Only \$19.95



CALENDAR MAKER

Generate monthly calendars on your printer for any year in the 20th century. Disk Only \$19.95



COCO UTIL II

(Latest Version): Transfer CoCo Disk files to IBM compatible computer. Transfer MS-DOS files to CoCo. Req. 2-Drive IBM compatible. \$39.95

ADOS3

Advanced Disk Operating System for CoCo 3. \$34.95 ADDS \$27.95

RGB PATCH

Displays most games in color on RGB monitors. For CoCo 3 Disk \$24.95

SPIT 'N IMAGE

Makes a BACKUP of ANY disk \$32.95

OS 9 PRODUCTS

OS 9 LEVEL II OPERATING SYSTEM



Supports 512K RAM dual speed, multi-tasking, multiple windows and more! Comes with disk and complete documentation. Only \$89.95

MULTI-VUE

User friendly graphics interface with multiple "window" applications for Level II. Only \$54.95

WIZ

OS9 Level II Terminal Package with 300-19200 baud rate and windowing capability. Requires 512K and RS-232 Pack. Only \$79.95

SCREEN STAR

Best OS9 Word Processor. Implements WordStar (R) editing capabilities. Even has a built in spelling checker. Use with OS-9 Text Formatter to get beautiful printouts. For OS9 Level 1 and 2. Disk Only \$49.95. OS-9 Text Formatter: Printout beautiful documents from any ASCII file. Only \$34.95. Both Screen Star and OS-9 Text Formatter: \$74.95

DATA MASTER

Excellent database for OS9. Features include: windows, pull down menus, sorting, etc. Requires OS9 Level II & 512K. Only \$64.95

PC-Xfer UTILITIES



Programs to format and transfer files to/from MS-DOS diskettes on CoCo Under OS9 Level 1 or 2. Requires SDISK or SDISK3. Only \$44.95

SDISK 3



Standard disk drive module replacement allows full use of 40/80 track double sided drives. Req. OS9 Level II. Only \$29.95

SDISK



Same as SDISK 3 except for OS9 Level I. Only \$29.95

OS9 LEVEL II RAMDISK

\$29.95

BOOKS

Inside OS9 Level II: \$39.95
Rainbow Guide To OS9 Level II: \$19.95
Rainbow Guide To OS9 Level II Disk: \$19.95
OS9 is a trademark of Microware and Motorola, Inc.



MICROCOM SOFTWARE

P.O. Box 214
Fairport, N.Y. 14450
Phone (716) 223-1477



All orders \$50 and above shipped by UPS 2nd Day Air within Continental US at no extra charge. No CODs. We accept Visa, MC, Amex, Check or MO. Please add \$3.00 S&H (USA/Canada). Other countries \$5.00 S&H. NYS residents please add sales tax.

To Place Credit Card Orders, Call Toll Free 1-800-654-5244 9 AM - 9 PM EST 7 days a week
NY, Canada, Foreign Orders, Information, Technical Advice and Order Status call 1-716-223-1477



Seasons of Change

There have been some pretty big changes taking place around here in the last month and I thought you would like to know something about them.

First of all, we staged Falsoft's first "retirement" party ever when General Manager Pat Hirsch — who was the company's first paid employee (she got paid even before I did) — was honored at a luncheon the middle of February. Pat's last day was February 15.

Bonnie Frowenfeld, who has been assistant general manager for fulfillment services, has moved into Pat's office. Bonnie brings a wealth of experience to the position and I know you will all join me in wishing her well at her new post.

I know that many of you who have met Pat at RAINBOWfests will also join me in wishing her the best in her "retirement." As an old lady of 45 (it has always been a great source of pleasure to me that she is six full months older than I am), Pat intends to spend more time traveling with her husband to pickle patches around the world and sharpening up her tennis game.

Some explanation is in order for the first statement; a clarification for the second.

"Mr. Pat," Ken Hirsch, is the head honcho at Paramount Foods here in Louisville, a firm that makes and sells pickles, relishes and other stuff like that. Additionally, Ken (known, obviously, as "Pickle" to many of his friends) is an Important Person in the International Pickle Packer's Association and needs to make numerous trips for them as well as his own business. Pat's duties at Falsoft had limited her ability to accompany him. Now they won't. (Incidentally, Pat is *not* known as "Mrs. Pickle." Their eldest daughter, Lisa, however, is known as "Little Pickle.")

500 POKES, PEEKs, 'N EXECs

FOR THE TRS-80 COCO NEVER BEFORE has this information of vital significance to a programmer been so readily available to everyone. This book will help you 'GET UNDERNEATH THE COVER' of the Color Computer and develop your own HI-QUALITY Basic and ML programs. SO WHY WAIT??

This 80-page book includes POKES, PEEKs and EXECs to:

- ★ Autostart your basic programs
- ★ Disable Color Basic/ECB/Disk Basic commands like LIST, LLIST, POKE, EXEC, CSAVE(M), DEL, EDIT, TRON, TROFF, PCLEAR, DLOAD, RENUM, PRINT USING, DIR, KILL, SAVE, LOAD, MERGE, RENAME, DSKINI, BACKUP, DSKI\$, and DSKO\$.
- ★ Disable BREAK key, CLEAR KEY and RESET BUTTON.
- ★ Generate a Repeat-key.
- ★ Transfer ROMPAKS to tape (For 64K only).
- ★ Set 23 different GRAPHIC/SEMIGRAPHIC modes
- ★ Merge two Basic programs.
- ★ AND MUCH MUCH MORE!!!

COMMANDS COMPATIBLE WITH 16K/32K/64K/COLOR BASIC/ECB/DISK BASIC SYSTEMS and CoCo 1, 2, & 3.

ONLY \$16.95

SUPPLEMENT to 500 POKES, PEEKs 'N EXECs

ONLY \$9.95

200 additional Pokes, Peek's 'n Execs to give you MORE PROGRAMMING POWER. Includes commands for:

- Rompak Transfer to disk
- PAINT with 65000 styles!
- Use of 40 track single/double sided drives with variable step-rates
- High-Speed Cassette Operation
- Telewriter 64°, Edtasm+° and CoCo Max° Enhancements
- Graphics Dump (for DMP printers) & Text Screen Dump
- AND MUCH MUCH MORE!
- 500 POKES, PEEKs 'N EXECs is a prerequisite

300 POKES PEEKs 'N EXECs FOR THE COCO III

Get more POWER for your CoCo III. Includes commands for:

- 40/80 Column Screen Text Dump
- Save Text/Graphics Screens to Disk
- Command/Function Disables
- Enhancements for CoCo 3 Basic
- 128K/512K Ram Test Program
- HPRINT Character Modifier
- AND MANY MORE COMMANDS **ONLY \$19.95**



"MUST" BOOKS

UNRAVELLED SERIES: These books provide a complete annotated listing of the BASIC/ECB and DISK ROMs.

EXTENDED COLOR BASIC UNRAVELLED: \$39.95

DISK BASIC UNRAVELLED: \$19.95

BOTH UNRAVELLED BOOKS: \$49.95

SUPER ECB (CoCo3) UNRAVELLED: \$24.95

ALL 3 UNRAVELLED BOOKS: \$59.95

COCO 3 SERVICE MANUAL: \$39.95

COCO 2 SERVICE MANUAL: \$29.95

INSIDE OS9 LEVEL II: \$39.95

RAINBOW GUIDE TO OS9 LEVEL II ON COCO 3: \$19.95

RAINBOW GUIDE TO OS9 II DISK: \$19.95

INSIDE OS9 LEVEL II DISK: \$20.00

COCO 3 SECRETS REVEALED: \$19.95

ASSEMBLY LANGUAGE PROGRAMMING*: \$18.00

ADDENDUM FOR COCO 3: \$12.00

UTILITY ROUTINES VOL 1 BOOK: \$19.95

GAMES (Disk Only) (CoCo 1, 2, & 3 except where mentioned)

WILD WEST (CoCo 3 Only) \$24.95

VEGAS SLOTS (CoCo 3 Only) \$29.95

VEGAS GAME PACK: \$24.95

FLIGHT 16: \$34.95

IN QUEST OF STAR LORD

(Animated Graphics Adventure CoCo 3): \$34.95

WHITE FIRE OF ETERNITY: \$19.95

PYRAMIX (Cubix for CoCo 3): \$24.95

P-51 MUSTANG SIMULATION: \$34.95

WORLDS OF FLIGHT: \$34.95

KUNG FU DUDE: \$24.95

APPROACH CONTROL SIMULATION: \$34.95

TREASURY PACK #1: Lunar Rover Patrol, Cubix, Declathon, Qix, Keys

of Wizard, Module Man,

Pengon, Space Wrek and

Roller Controller all in one package!

Only \$29.95

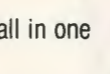
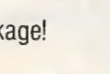
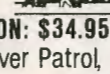



TREASURY PACK #2: Lancer, Ms.

Gobbler, Froggie, Madness

and Minotaur, Ice Castles,

Galagon, Devious and Syzygy all in one

package! Only \$29.95



COCO GRAPHICS DESIGNER

Greeting Cards
Signs
Banners

The CoCo Graphics Designer allows you to create beautifully designed Greeting Cards, Signs and Banners for holidays, birthdays, parties, anniversaries and other occasions. Comes with a library of pre-drawn pictures. Also includes utilities which allow you to create your own character sets, borders and graphic pictures. Requires a TRS-80 COLOR COMPUTER I, II OR III OR TDP-100 with a MINIMUM OF 32K, ONE DISK DRIVE and a PRINTER compatible with DISK BASIC 1.0/1.1, ADOS 1.0/1.1 AND JDOS. Supports the following printers: DMP 100/105/110/130/430, CGP 220, EPSON RX/FX, GEMINI 10X, SG-10, NX-10 & OKIDATA

DISK ONLY \$29.95

PICTURE DISK #1: 100 more pictures for CGD: \$14.95

FONT DISK #1: 10 extra fonts! \$19.95

COLORED PAPER PACKS \$24.95

COCO MAX III (with hi-res interface): \$79.95

COCO MAX II: Disk \$77.95 Tape \$67.95

MAX PATCH An excellent software patch to run COCO MAX II on COCO III. Req. RS Hi-res Joystick Interface. No chip replacements or soldering. Disk only \$24.95

BOTH MAX PATCH & HI-RES INTERFACE: \$34.95

COLOR MAX 3 DELUXE: \$69.95

COLOR MAX 3: \$59.95

Telewriter-64: Best Word Processor for CoCo 1 & 2 (Cas) \$47.95 (Disk) \$57.95

TW-80: 80 Column Display & more features for TW-64. CoCo 3 Disk \$39.95

TELEFORM: Mail Merge & Form Letters for TW-64. \$19.95

Autoterm: Superb Terminal Program. Works with any modem! (Cas) \$29.95 (Disk) \$39.95

Pro Color File *Enhanced*: Multi-feature Database \$59.95 Sidewise: \$24.95

Pro-Color Dir: \$24.95

EDT/ASM 64D: Best Disk Based Editor-

Assembler for CoCo \$59.95 (Specify CoCo 1, 2 or 3)

THE SOURCE: Best Disassembler for CoCo \$34.95

THE SOURCE III: \$49.95

CBASIC: Most powerful Basic Program Compiler \$149.95 (Specify CoCo 1, 2 or 3)

MJF MICROCOM SOFTWARE
P.O. Box 214
Fairport, N.Y. 14450
Phone (716) 223-1477

All orders \$50 and above shipped by UPS 2nd Day Air within Continental US at no extra charge. No CODs. We accept Visa, MC, Amex, Check or MO. Please add \$3.00 S&H (USA/Canada). Other countries \$5.00 S&H. NYS residents please add sales tax



To Place Credit Card Orders, Call Toll Free 1-800-654-5244 9 AM-9 PM EST 7 days a week
NY, Canada, Foreign Orders, Information, Technical Advice and Order Status call 1-716-223-1477

My second comment, concerning tennis, is probably untrue. If Pat gets much better at tennis than she is, she may be banned from local courts. Her serve broke my secretary's arm one day. Bob Albrecht, the famous writer, once challenged her to a match until he found out how good she was. He backed out.

Another big change here sees a sort of triple shift, brought about by Jim Reed's decision to "explore new horizons" in the publishing world.

Jim was the first managing editor of RAINBOW and guided it through its important stages of growth and development. His depth of knowledge of magazines and publications was a vital element in its metamorphosis from a "newsletter" to a slick magazine.

Jim moved to other duties about six months ago, as executive editor for the company. Jutta Kapfhammer then moved into the editorial coordinator's job and became managing editor of RAINBOW.

With Jim's departure, Jutta will

devote full time to her managing editor's position. John Crawley, who has been with Falsoft for almost five years, becomes director of editorial services. For those of you who wonder, John will also continue as editor of ScoreCARD, our sports weekly.

"Change means that we are getting new blood, new ideas and looking at new ways to solve problems."

Jim's departure means we have placed, for now, anyway, our Color Computer history book on the back burner. We may move it back up front at any time, however, so stay tuned.

While Jim will no longer work directly with the magazines, he will con-

tinue to oversee our operations on Delphi. So, he'll still be an important part of our CoCo Community.

We will miss Pat and Jim, but, despite that, I think change is, essentially, good. Change means that we are getting new blood, new ideas and looking at new ways to solve problems that we didn't have before. This is certainly not to say that the "old" ways didn't work or were no good, it is just that a fresh approach is always a good one.

To that end, I remember a poem that Mrs. Howard, who taught Library at Crestline Grammar School, once made us learn. The essential part of it went:

*Make new friends;
But keep the old.
One is silver;
And the other gold.*

I think it most appropriate to consider those sentiments at this time.

— Lonnie Falk

2584
IS THE YEAR
THE LARGEST AND MOST TERRIBLE WAR WAS JUST BEGINNING TO DAWN, THIS IS THE TALE OF THE SKIRUM WAR AND THE.....



KILL
WIFE

AS REVIEWED
IN 2/88
RAINBOW

TO ORDER:
SEND CHECK OR MONEY
ORDER FOR \$25 TO:
GLENN CALAFATI
54 OAK ST.
NORTHPORT, N.Y. 11768
RAINBOW CERTIFIED!
32 K ACTION/ADVENTURE GAME
FOR THE COLOR COMPUTER
1, 2, 3.
N.Y. RES ADD 7.5% SALES TAX.

Corrections (See Page 30 for additional corrections.)

"Making a Christmas Address List" (December 1987, Page 66): George Saunderson has written to correct a bug that will cause an AO Error to occur if certain conditions are met when running XMASLIST. To correct the problem, re-enter Line 440 as follows:
44Ø NEXT A:GOTO 42Ø

"A Christmas Potpourri" (December 1987, Page 100): One of the HDRAW codes is missing from Line 2460 of XMASPORI. That line should be altered as follows:
246Ø HDRAW"BR1Ø;BU2;XZY\$;BR8;BD6;BD1;XE\$;BR9;BU2;XA\$;BR3;BD1;XR\$;"

"A Smooth Operator" (January 1988, Page 78): As written, SMOOTHY does not work properly on 512K CoCo 3s. To fix this problem, change the value of 25 in Line 170 to a value of 217. Also, change the value of 24 in Line 220 to a value of 215.

"Taking Care of CoCo 3 Bugs" (Hint, February 1988, Page 115): The hint incorrectly states that if a value greater than 23 and less than 127 is given as the vertical coordinate of the HPRINT command, the text to be printed will appear on the first screen line. Actually, any value greater than 23 but less than or equal to 127 will cause the message to be printed on the *bottom* line, as it should. When the vertical coordinate is *greater* than 127 and less than or equal to 151, however, the text *will* be printed on the first screen line.

For quicker reference, Corrections will be posted on Delphi as soon as they are available in the Info on Rainbow topic area of the database. Just type DATA at the CoCo SIG> prompt and INFO at the TOPIC> prompt.

DISK DRIVES

Double Sided Double Density 360 K 40 Track 1/2 Ht Disk Drives for CoCo2 and 3. Buy from someone else and all you get is a disk drive. Buy from us and not only do you get a quality disk drive but also \$60 worth of disk utility software (Super Tape/Disk Transfer and Disk Tutorial) and our DISKMAX utility which allows you to use BOTH sides of our disk drives. Its like buying TWO disk drives for the price of ONE!!

Drive 0 (with J & M Controller & Cable): \$229.95 Drive 1: \$149.00

TWO 1/2 ht Drives in one case with cable & controller: \$339.95 Single Power-Supply & Case: \$59.95

Disk Drive Power Supply 'Y' Cables: \$8.95

(90 day warranty on all drives)

J&M Controller (with RSDOS): \$79.95 DISTO Super Controller: \$99.95

Mini Eprom Programmer Add-On: \$54.95 Real Time Clock & Parallel Printer Interface Add-on: \$39.95

DISTO Super Controller II: \$129.95

1 Drive Cable: \$19.95 2 Drive Cable: \$24.95 4 Drive Cable: \$39.95

(For Drives, add \$7.00 S&H in USA/Canada)



HARD DRIVES

Finally! Hard Drive Interface for Basic and OS9 from Burke & Burke!!

CoCo XT: Use up to 25-120 Meg Hard Drives. You buy WD1002-WX1 or WD1002-27X Controller, Case and drive from your PC dealer and use CoCo XT to hook the drive up to your CoCo. Includes drivers for OS9/Basic and complete documentation. **\$69.95.**

HYPER I/O: Modifies RSDOS to allow use of floppy and hard drives. If you are using hard drives from Basic, you will need HYPER I/O to access the hard drives. Disk Only **\$24.95.**

COCO XT ROM: Installs in hard disk controller. Boots OS9 from hard/floppy drive. **\$19.95.**

CoCo XT-RTC: Same as CoCo XT with Real Time Clock/battery backup: **\$99.95.** Please note you need a 64 K CoCo or CoCo 3 and Multipak for all versions.

COMMUNICATIONS EXTRAVAGANZA

1) **AVATEX 1200e MODEM:** Fully Hayes compatible 300/1200 Baud, Auto-Dial/Answer/Redial (Reg. \$129.95)

2) **MODEM CABLE** (Reg. \$19.95)

3) **AUTOTERM TERMINAL SOFTWARE**

4) **FREE COMPUSERVE OFFER** and Access Time

5) **UPS 2nd DAY AIR Shipping.**

ONLY \$149.95

(With AVATEX 1200hc instead of

AVATEX 1200: \$174.95)

AVATEX 2400: **\$229.95**



CABLES/INTERFACE/ ADAPTERS

RS232 Y CABLE: Hook 2 devices to the serial port. **ONLY \$18.95**

Y CABLE: Use your Disk System with CoCo Max, DS69, etc. **ONLY \$24.95**

15' PRINTER/MODEM EXTENDER CABLE: **ONLY \$16.95**

MODEM CABLE: 4 pin to DB 25: **\$19.95**

15" MULTIPAK/ROMPAK EXTENDER

CABLE: \$29.95

3-POSITION SWITCHER: \$37.95

WICO TRACK BALL: \$34.95

RS HI-RES JOYSTICK INTERFACE: \$11.99

MAGNAVOX 8505/8515/8CM643 Analog

RGB Cable: \$24.95

CM-8 RGB Analog Ext. Cable: \$19.95

SONY Monitor Cable: \$39.95

VIDEO DRIVER: For Monochrome or Color. Specify CoCo 1 or 2. **\$34.95**

VIDEO CLEAR: Reduce TV interference. **\$19.95**

SERIAL TO PARALLEL INTERFACE: With 6 switch selectable baud rates (300-9600)

Comes with all cables. **\$44.95**

EPROM

INTRONICS EPROM PROGRAMMER: Best EPROM Programmer for the CoCo.

Lowest Price Anywhere. **\$137.95**

EPROM ERASER (Datasec): Fast erase of 24/28 pin EPROMs. **\$49.95**

EPROMS: 2764 - \$8.00, 27128 - \$9.00

Call for other EPROMs.

BOTH EPROM PROGRAMMER and ERASER: **\$179.95**

ROMPAK w/Blank PC Board 27xx Series: **\$12.95**

KEYBOARDS/ACCESSORIES

KEYBOARD EXTENSION CABLE: Our keyboard extender cable allows you to move your keyboard away from the computer and type with ease. You can use your existing keyboard with this cable or leave your present keyboard intact and use a second keyboard. A MUST for all CoCo Users. Only **\$39.95.** Cable with CoCo II keyboard: **\$49.95** **COCO 3 KEYBOARD** (includes FREE FUNCTION KEYS software value \$19.95) **\$39.95** CoCo II keyboard: **\$19.95**

CHIPS, ETC.

Disk Basic Rom 1.1 (Needed for CoCo III) \$29.95. **68B09E Chip: \$14.95** **ECB Rom 1.1: \$29.95.** **Multi-Pak PAL Chip for CoCo3 \$19.95** **PAL Switcher:** Now you can switch between the CoCo II and CoCo III modes when using the Multi-Pak. You need the OLDER and NEW PAL chip for the 26-3024 Multipak. Only **\$39.95** With NEW PAL Chip **\$49.95** **5 1/4" DS/DD Disks: \$0.45 each.**

UPGRADES

512K UPGRADE FOR COCO III

Fast 120ns chips. Fully tested. Easy installation. No soldering. Comes with complete documentation and RAM test program on disk.



ONLY \$89.95



(With purchase of our 512K RAMDISK program below)

512K Upgrade without chips \$44.95

512K RAMDISK \$24.95

Have 2 superfast RAMDISKS & a print spooler.

64K Upgrade for 26-3134 A/B CoCo II: \$39.95

64K Upgrade for CoCo I's, CoCo II's with Cat #26-3026/7, 26-3134 & 26-3136: \$29.95



MICROCOM SOFTWARE

P.O. Box 214

Fairport, N.Y. 14450

Phone (716) 223-1477

All orders \$50 and above (except Disk Drives) shipped by UPS 2nd Day Air within Continental US at no extra charge. No CODs. We accept Visa, MC, Amex, Check or MO. Please add \$3.00 S&H (USA/Canada). Other countries \$5.00 S&H. NYS residents please add sales tax

MasterCard



To Place Credit Card Orders, Call Toll Free 1-800-654-5244 9 AM - 9 PM EST 7 days a week
NY, Canada, Foreign Orders, Information, Technical Advice and Order Status call 1-716-223-1477

About Your Subscription

Your copy of THE RAINBOW is sent second class mail. You must notify us of a new address when you move. Notification should reach us no later than the 15th of the month prior to the month in which you change your address. Sorry, we cannot be responsible for sending another copy when you fail to notify us.

Your mailing label also shows an account number and the subscription expiration date. Please indicate this account number when renewing or corresponding with us. It will help us help you better and faster.

For Canadian and other non-U.S. subscribers, there may be a mailing address shown that is different from our editorial office address. Do not send any correspondence to that mailing address. Send it to our editorial offices at Falsoft, Inc., The Falsoft Building, P.O. Box 385, Prospect, KY 40059. This applies to everyone *except* those whose subscriptions are through our distributor in Australia.

Our favorite "home helper" . . .

. . . deserves a home of its very own!

AS far as I know, home builders are not yet incorporating computer rooms into their house plans, except when a house is custom designed, but Jim Reed insists that architects will soon be sketching in computer rooms in the same routine manner they add utility rooms, breakfast nooks, half baths and sun rooms. I agree. And when that does become commonplace, what do you suppose the "standard" computer room will include, and where will it be?

My first thought is that it would be nice to have the computer room look in on the family room, much as some kitchens are designed so you can look in on family members as you cook, or even follow what they're watching on TV. I guess the computer room's window might need to be closed if you fire up a loud printer or if the family room activity becomes too distracting, but I dislike being separated from the rest of the household when I am computing.

A friend down in Florida is building a house right now, and the computer room is one of his central interests. He is having *three* phone lines put in. One is to be a voice line while the other two are data lines. Two data lines? Well, he says, if he is running a BBS, how else will he be able to access other BBS systems or the online services? Obviously, all of us would have a bunch of electrical outlets, but he also says his computer stuff will be on a completely separate circuit from the rest of the house. He's even having 25-conductor, RS-232 cable run throughout the house with five leads going into the computer room.


While I'd prefer to stay in touch with family activities, he wants to be in the remotest part of the house. He is also having acoustical insulation installed so any late night tap, tap, tap on the keyboard will not disturb those who think the wee hours are for sleeping.

Regardless of where the room is located, the custom computer room for the home should, I would think, be laid out so that screen reflections from windows, lamps, ceiling fixtures or even other monitors would be minimized. Such things as carpeting, home intercom, shelving (make sure to know where the studs are for later addition of more shelves) and wall decor are, of course, a matter of individual taste. In discussing it around the office, though, a surprising consensus developed that it would be great to have built-in counters and *sit on high stools* to compute! While none of the technical people around here have such a setup, all agreed they'd like to. In fact, such a prospect created more excitement than any other idea.

Someone suggested a very large table be in the middle of the room (which all agree needs to be at least 10-by-14); the table would eliminate the hassle of where to put printouts and odds and ends. One programmer even wants a "whiteboard wall" in order to do flow-charting and the like on one entire wall. Everyone seemed in favor of allotting space for stereo equipment, if not cable TV as well. An easy chair and reading lamp for going over manuals met with wide agreement, but most felt one dreamer's desire for a cathedral ceiling and skylights was "pie in the sky." Still, if you are designing the ultimate computer room for your own needs, and the budget permits, why not?

If you are one of the lucky ones who do get the chance to design your very own custom computer room, I'll offer this familiar recommendation: Allocate a place for storing all the back issues of THE RAINBOW and include enough room for a lot of issues yet to come. And, since this is our "Home Help" issue, why not have a subscription "installed" for even greater convenience!

— Jutta Kapfhammer



HOW DO YOU GIVE A RAINBOW?

It's simple — Give a RAINBOW gift certificate . . .

Let a gift subscription to THE RAINBOW carry the premier Color Computer magazine right to your friends' doorsteps. THE RAINBOW is *the* information source for the Tandy Color Computer.

Each month, your friends will enjoy the intelligent programs, reviews and articles written exclusively for their CoCo.

First, your gift will be announced in a handsome card. Then, all year 'round, they'll remember you and your thoughtfulness when they get each edition of THE RAINBOW — more than 200 pages loaded with as many as 24 programs, 15 regular columns and lots of helpful hints and tips.

Generosity benefits the giver, too. There'll be no more tracking down borrowed copies of THE RAINBOW. Your collection will be safe at home.

Give a RAINBOW gift certificate and let your friends in on the fun. THE RAINBOW is the perfect companion for the Color Computer!

Get your order to us by April 25 and we'll begin your friends' subscriptions with the June issue of RAINBOW.

Please begin a one-year (12 issues) gift subscription to THE RAINBOW for:

Name _____

Address _____

City _____ State _____ ZIP _____

From:

Name _____

Address _____

City _____ State _____ ZIP _____

My payment is enclosed.

Bill to: VISA MasterCard American Express
Acct. # _____ Exp. date _____

Signature _____

Mail to:

Rainbow Gift Certificate, The Falsoft Building, P.O. Box 385, Prospect, KY 40059

For credit card orders call (800) 847-0309, 8 a.m. to 5 p.m. EST.
All other inquiries call (502) 228-4492.

Subscriptions to THE RAINBOW are \$31 in the United States; U.S. \$38 in Canada. The surface rate to other countries is U.S. \$68; the air rate, U.S. \$103. Kentucky residents add 5% sales tax. U.S. currency only, please. All subscriptions begin with the current issue. Please allow 6 to 8 weeks for delivery. In order to hold down non-editorial costs, we do not bill.

CoCo Gallery



Geese

Wally Mayes

This scene expressing tranquility at its best was developed with *CoCo Max III*. Wally and his wife have four children and three grandchildren; they live in Hamilton, Ohio.

Honorable Mention



King

Michael Stafford

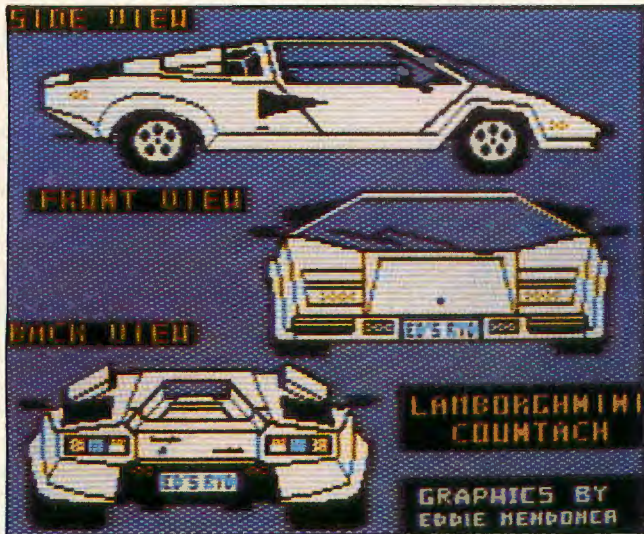


Bird

Philip G. Scherer

Michael, who is 21 years old and has cerebral palsy, used *BASIC* and the *CoCo 3* to create this graphic illustration. His main hobby is working with the *CoCo*; he lives in Port Orange, Florida.

Philip, of Lauderhill, Florida, used *CoCo Max III* to show the beauty of this Scarlet Macaw. Philip is an engineering supervisor for a machinery building company in Miami and his hobbies include snorkeling, horticulture and *CoCoing*.




Lambo

Eddie Mendonca



We are taking "CoCo Gallery" to RAINBOWfest Chicago! See Page 49 for details.

Eddie, a freshman in college, used *CoCo Max II* to create these views of a Lamborghini. He lives in Hanford, California.



Invasion

Francis Leduc

CoCo Max II converted for the CoCo 3 through *CC-3-MAX*, from Lomiq, was used to illustrate this aggression. Francis, whose hobbies include drawing, role-playing games and computers, lives in the village of St-Honore, Quebec, Canada.

SHOWCASE YOUR BEST! You are invited to nominate original work for inclusion in upcoming showings of "CoCo Gallery." Share your creations with the CoCo Community! Be sure to send a cover letter with your name, address and phone number, detailing how you created your picture (what programs you used, etc.) and how to display it. Also, please include a few facts about yourself.

Don't send us anything owned by someone else; this means no game screens, digitized images from TV programs or material that's already been submitted elsewhere. A digitized copy of a picture that appears in a book or magazine is *not* an original work.

We will award two first prizes of \$25, one for the CoCo 3 and one for the CoCo 1 and 2; one second prize of \$15 and one third prize of \$10. Honorable Mentions may also be given.

Please send your entry on either tape or disk to the CoCo Gallery, THE RAINBOW, P.O. Box 385, Prospect, KY 40059. Remember, this is a contest and your entry will not be returned.

— Angela Kapfhammer, Curator



*Generate a form to grant authorization
for the medical treatment of a minor*



Operation Child Protect

By James A. Upperman

Imagine you and your spouse are away on a trip while your children are staying at home with relatives. Or perhaps your child is on a camping trip with a friend's family. What would happen if your child were badly injured or became seriously ill? What if your child needed immediate medical treatment?

If the illness or injury could cause

James Upperman is an architect in Columbus, Ohio, and has had his Color Computer for almost four years. He is a past president of the Central Ohio Color Computer Club.

death or loss of limb, the doctors would start medical treatment without delay. At the same time, they would make every effort to contact you to find out if your child has any medical conditions that might affect the treatment.


On the other hand, if the situation were not quite as serious but still definitely required medical treatment — and your child is a minor — there would be a serious complication. The doctors cannot — by law — start the necessary treatment until you are contacted and have given your consent. While the doctors try to reach you, your child must wait, without medical treatment, for hours or even days, until you are

finally located. Only after you have given your consent can the doctors treat your child's injury or illness.

Of course, when you and your children are apart, the people caring for your children should know how to reach you at all times. However, if you think there is a chance you may be hard to contact, you can temporarily assign the authority to approve your child's unexpected medical treatment to another adult in your place. The adult can be a relative, neighbor, minister or scoutmaster — anyone over the age of 18 who will be with your child or who can be reached easily in case of an emergency.

The Amazing A-BUS

NEW



An A-BUS system with two Motherboards
A-BUS adapter in foreground

The A-BUS system works with the original CoCo,
the CoCo 2 and the CoCo 3.

Plug into the future

With the A-BUS you can plug your PC (IBM, Apple, TRS-80) into a future of exciting new applications in the fields of control, monitoring, automation, sensing, robotics, etc.

Alpha's modular A-BUS offers a proven method to build your "custom" system today. Tomorrow, when you are ready to take another step, you will be able to add more functions. This is ideal for first time experimenting and teaching.

A-BUS control can be entirely done in simple BASIC or Pascal, and no knowledge of electronics is required!

An A-BUS system consists of the A-BUS adapter plugged into your computer and a cable to connect the Adapter to 1 or 2 A-BUS cards. The same cable will also fit an A-BUS Motherboard for expansion up to 25 cards in any combination.

The A-BUS is backed by Alpha's continuing support (our 11th year, 50000 customers in over 60 countries).

The complete set of A-BUS User's Manuals is available for \$10.

About the A-BUS system:

- All the A-BUS cards are very easy to use with any language that can read or write to a Port or Memory. In BASIC, use INP and OUT (or PEEK and POKE with Apples and Tandy Color Computers)
- They are all compatible with each other. You can mix and match up to 25 cards to fit your application. Card addresses are easily set with jumpers.
- A-BUS cards are shipped with power supplies (except PD-123) and detailed manuals (including schematics and programming examples).

Relay Card

RE-140: \$129

Includes eight industrial relays, (3 amp contacts, SPST) individually controlled and latched. 8 LED's show status. Easy to use (OUT or POKE in BASIC). Card address is jumper selectable.

Reed Relay Card

RE-156: \$99

Same features as above, but uses 8 Reed Relays to switch low level signals (20mA max). Use as a channel selector, solid state relay driver, etc.

Analog Input Card

AD-142: \$129

Eight analog inputs. 0 to +5V range can be expanded to 100V by adding a resistor. 8 bit resolution (20mV). Conversion time 120us. Perfect to measure voltage, temperature, light levels, pressure, etc. Very easy to use.

12 Bit A/D Converter

AN-146: \$139

This analog to digital converter is accurate to .025%. Input range is -4V to +4V. Resolution: 1 millivolt. The on board amplifier boosts signals up to 50 times to read microvolts. Conversion time is 130ms. Ideal for thermocouple, strain gauge, etc. 1 channel. (Expand to 8 channels using the RE-156 card).

Digital Input Card

IN-141: \$59

The eight inputs are optically isolated, so it's safe and easy to connect any "on/off" devices, such as switches, thermostats, alarm loops, etc. to your computer. To read the eight inputs, simply use BASIC INP (or PEEK).

24 Line TTL I/O

DG-148: \$65

Connect 24 input or output signals (switches or any TTL device) to your computer. The card can be set for: input, latched output, strobed output, strobed input, and/or bidirectional strobed I/O. Uses the 8255A chip.

Clock with Alarm

CL-144: \$89

Powerful clock/calendar with: battery backup for Time, Date and Alarm setting (time and date); built in alarm relay, led and buzzer; timing to 1/100 second. Easy to use decimal format. Lithium battery included.

Touch Tone® Decoder

PH-145: \$79

Each tone is converted into a number which is stored on the board. Simply read the number with INP or POKE. Use for remote control projects, etc.

A-BUS Prototyping Card

PR-152: \$15

3½ by 4½ in. with power and ground bus. Fits up to 10 I.C.s




ST-143




CL-144



RE-140



IN-141



AD-142

Smart Stepper Controller SC-149: \$299

World's finest stepper controller. On board microprocessor controls 4 motors simultaneously. Incredibly, it accepts plain English commands like "Move arm 10.2 inches left". Many complex sequences can be defined as "macros" and stored in the on board memory. For each axis, you can control: coordinate (relative or absolute), ramping, speed, step type (half, full, wave), scale factor, units, holding power, etc. Many inputs: 8 limit & "wait until" switches, panic button, etc. On the fly reporting of position, speed, etc. On board drivers (350mA) for small steppers (MO-103). Send for SC-149 flyer.

Remote Control Keypad Option

RC-121: \$49

To control the 4 motors directly, and "teach" sequences of motions.

Power Driver Board Option

PD-123: \$89

Boost controller drive to 5 amps per phase. For two motors (eight drivers).

Breakout Board Option

BB-122: \$19

For easy connection of 2 motors. 3 ft. cable ends with screw terminal board.

Stepper Motor Driver ST-143: \$79

Stepper motors are the ultimate in motion control. The special package (below) includes everything you need to get familiar with them. Each card drives two stepper motors (12V, bidirectional, 4 phase, 350mA per phase).

Special Package: 2 motors (MO-103) + ST-143: **PA-181: \$99**

Stepper Motors MO-103: \$15 or 4 for \$39

Pancake type, 2¼" dia, ¼" shaft, 7.5°/step, 4 phase bidirectional. 300 step/sec, 12V, 36 ohm, bipolar, 5 oz-in torque, same as Airpax K82701-P2.

Current Developments

Intelligent Voice Synthesizer, 14-Bit Analog to Digital converter, 4 Channel Digital to Analog converter, Counter Timer, Voice Recognition.

A-BUS Adapters for:

IBM PC, XT, AT and compatibles. Uses one short slot.	AR-133...\$69
Tandy 1000, 1000 EX & SX, 1200, 3000. Uses one short slot.	AR-133...\$69
Apple II, II+, IIe. Uses any slot.	AR-134...\$49
TRS-80 Model 102, 200. Plugs into 40 pin "system bus".	AR-136...\$69
Model 100. Uses 40 pin socket. (Socket is duplicated on adapter).	AR-135...\$69
TRS-80 Mod 3, 4, 4 D. Fits 50 pin bus. (With hard disk, use Y-cable).	AR-132...\$49
TRS-80 Model 4P. Includes extra cable. (50 pin bus is recessed).	AR-137...\$62
TRS-80 Model I. Plugs into 40 pin I/O bus on KB or E/I.	AR-131...\$39
Color Computers (Tandy). Fits RDM slot, Multipak, or Y-cable.	AR-138...\$49

A-BUS Cable (3 ft, 50 cond.)

CA-163: \$24

Connects the A-BUS adapter to one A-BUS card or to first Motherboard.

Special cable for two A-BUS cards: CA-162: \$34

A-BUS Motherboard

MB-120: \$99

Each Motherboard holds five A-BUS cards. A sixth connector allows a second Motherboard to be added to the first (with connecting cable CA-161: \$12). Up to five Motherboards can be joined this way to a single A-BUS adapter. Sturdy aluminum frame and card guides included.

• The A-BUS is not a replacement for the Multi-pak

Add \$3.00 per order for shipping.
Visa, MC, checks, M.O. welcome.
CT & NY residents add sales tax.
C.O.D. add \$3.00 extra.
Canada: shipping is \$5
Overseas add 10%



ALPHA Products

242-W West Avenue, Darien, CT 06820

Technical info: (203) 656-1806
Orders only: 800 221-0916
Except in CT
Connecticut orders: (203) 348-9436
All lines open weekdays 9 to 5 Eastern time

SPECIAL

WITH YOUR
COCO MAX III ORDER:

- FREE DEMO DISK
- FREE COCOSHOW PROGRAM
- FREE EXTRA FONTS DISK



CoCo Max™ III



must be the most enjoyable, useful,
and awesome program you've ever
seen or your money back.

Instantly,
no questions asked.

CALL NOW TOLL FREE 1-800 221 Mon-Fri
9 to 5 EST AND LET THE FUN BEGIN

A FEW QUOTES :

An outstanding program that almost turns your CoCo into a replica of the Macintosh. Terrific hi-res color, very easy to learn and use.
- *Family Computing*

There is absolutely nothing else on the Color Computer that is comparable to CoCo Max's power and ease of use. The most enjoyable time with a computer I ever had.
- *Computerware Review*

In Everyone's book, CoCo Max is rated again and again as the most incredible product ever marketed for the CoCo.
- *CoCo America Club*

I never expected to see anything like it on my CoCo screen. There isn't a single command to remember. Even a person who has no drawing ability like myself can create a presentable picture. I've spent hours just doodling enjoying all the things from silly to the serious. Fascinating experience. Buy it, you won't be sorry.
- *6809 Express*

Note: There is only one CoCo Max III. Do not confuse **COLORWARE**'s CoCo Max with similar sounding imitations.

INTRODUCING THE NEXT GENERATION:

CoCo Max™ III*

More Resolution

More Power

More Color

Built-in Animation

More Speed

More Type Styles

More Tools

Amazing Color Sequencing

"The best program ever written for the Color Computer"

That's how thousands of enthusiastic users rated the **CoCo Max II** drawing program. With **CoCo Max III** we are ready to amaze them again. Instead of "patching" CoCo Max II, we rewrote it from scratch to take advantage of the CoCo Max III hardware. The results will knock your socks off! Below is a brief list of some of the *new* features, but some, such as **animation**, **color sequencing**, or the **slide show**, have to be seen. Send for the Demo Disk, and see for yourself.

Everybody's favorite drawing package features:

- A 50% larger editing window.
- Zoom area 400% larger.
- New drawing tools: **rays**, **3D cubes**, **arcs**,...
- New editing tools: shadow, text size,...
- Rotate by 1.5° steps
- Select any 16 of the 64 possible colors (all 64 colors displayed at once!)
- Powerful **color mix**: additive, subtractive, overlay,...
- Full **color editing** of patterns and color changing patterns.
- Incredible **special effects** with **color cycling** up to 8 colors with variable speed.
- **Animation** adds the dimension of motion to your image. (Must be seen.)
- Sophisticated data compression saves up to 70% of disk space when saving pictures.

In addition, there are dozens of enhancements to the multitude of features that made CoCo Max II a best seller.

More about CoCo Max III

- CoCo Max III is not an upgrade of CoCo Max II. It is entirely rewritten to take advantage of the new CoCo 3 hardware (More memory, resolution, colors, speed,...)
- The new CoCo Max III **Hi-Res Interface** and the CoCo Max II **Hi-Res Pack** are *not* interchangeable.
- The new interface plugs into the joystick connector.
- The CoCo Max III disk is not copy protected.
- CoCo Max III only works with the CoCo 3.
- A Y-Cable or Multi-pak is not necessary.
- Colors are printed in five shades of gray.
- CoCo Max III can read CoCo Max II pictures.


Note: CoCo Max II (for the CoCo 2) is still available on disk (\$79.95). CoCo Max I is still available on tape (\$69.95). For details, refer to our double page ad in any *Rainbow* from January '86 to July '87

Toll Free operators are for orders only. If you need precise answers, call the **tech line**. (Detailed CoCo Max specs are included with the Demo Disk.)

Add \$3.00 per order for shipping.
Visa, MC, checks, M.O. welcome.
CT residents add sales tax.
C.O.D. add \$3.00 extra.
Canada: shipping is \$5
Overseas add 10%

Technical info: (203) 656-1806
Orders only 800 221-0916
Except in CT
Connecticut orders: (203) 348-9436
All lines open weekdays 9 to 5 Eastern time

* Beware of inferior imitations that **DO NOT** include a Hi-Res Interface or charge extra for each utility.



Imagine this picture in sixteen colors!

Guaranteed Satisfaction
Use CoCo Max for a full month.
If you are not delighted with it,
we will refund every penny.

System Requirements:

Any CoCo 3 disk system with a Joystick or a Mouse.

We apologize to tape users, CoCo Max III needs the flexibility of a disk.

The **CoCo Max III** system includes: • The special Hi-Res interface (for your mouse or joystick) • The CoCo Max III disk • Many utilities: (To convert Max II pictures, Max colors, etc.) • A detailed User's Manual. Complete system; nothing else to buy. **CoCo Max III: \$79.95***

FREE DEMO DISK

Name _____

Street _____

City _____

State Zip _____

Printer used: _____

Please include \$2 to help defray Processing and Shipping costs. (Check, Money Order, etc. Sorry, no COD or Credit Cards). Coupon (or copy) must be mailed to:

COLORWARE

COLORWARE
242-W West Avenue
Darien, CT 06820

A division of Sigma Industries, Inc.

Medical Authorization is a program that produces the document with which you temporarily assign the authority to another adult to approve unexpected medical treatment. The form also contains medical information that should be **known by the doctors** along with the names and phone numbers of your child's pediatrician, family doctor and dentist. You can also note any treatment that you prefer not to be performed until you are contacted (such as major surgery).

You must sign the printed form and have your signature witnessed by an adult other than the adult to whom you are assigning the authority. The adult responsible for your child should keep the form handy and present it to the doctors if unexpected medical treatment is required.

Running the Program

When you load and run the program, the computer will display a title and your child's name. Please note that the computer uses a POKÉ 282,0 in Line 210 to place you in lowercase when you type.

You will be asked to enter the name of the person you are making responsible. Then you are asked to enter the date on which the authorization expires.

Next, the medical history permanently contained in the program is displayed. You are asked whether you want to add to the information. If you press Y (Yes), you will be prompted to type in up to 250 characters. Do not worry about the printout format — lines 620 to 670 contain a short word-wrap routine that ends each printed line at a space rather than in the middle of a word.

Finally, the program displays the parents' names and asks which parent is signing the form. You will then be prompted to set up the printer and press ENTER when ready.

Typing in the Program

If you have two or more children, you are required to have a separate form for each child. All information that relates directly to one child can easily be edited to create a version for another child. The MED in the sample program name should be changed to the child's initials or some other means of identification. The programs for my two children are AUTH CJU and AUTH EMU.

When you type in the program, insert the permanent information concerning your child into the strings in lines 1000

AUTHORIZATION TO CONSENT FOR TREATMENT OF A MINOR

I hereby grant to: Mrs. Rachel Smith

Authority to give an informed consent for the treatment of:
John E. Doe Jr. Born: January 1, 1978

Should such child require medical care of any nature by reason of any condition or incident, except that the following procedures should not be performed without my consent unless the concurring medical opinion of two physicians is that such procedures are necessary to relieve the suffering or preserve the life or limb of such child and I cannot be reached after reasonable attempts.

- A> Major Surgery
- B> Treatment with penicillin based antibiotics

Facts concerning the child's history, including allergies, physical impairments and medications being taken, to which a physician should be alerted are as follows:

John Jr. is allergic to Penicillin.

John is taking oral antibiotics for an infected sore on his left hand. He also had a tetanus booster on Feb. 12.

Our Pediatrician is: A. Kiddadoc M.D.
Phone: (614) 555-1234

Our family physician is: I. Kurem, M.D.
Phone: (614) 555-5678

Our Dentist is: I Yankum D.D.S.
Phone: (614) 555-9012

Our Hospital of choice is: County General Hospital West

Our Health Insurance Plan is: Blue Cross
I.D. Number: 1122-33445

This authorization expires at noon on February 28, 1986

Witness	Parent's Signature	Date
	Mrs. Jane Doe 123 E. Main St. Anytown, Ohio 43210 Home Phone: (614) 555-9876 Work Phone: (614) 555-2345	

Figure 1

to 1200. Note that the information shown in the listing is only a sample to show the format of the entries. Do not use these entries; rather, substitute the information concerning your child in their places. Your permanent information will include your child's name; date of birth; any treatment you want restricted; permanent medical history; the names and phone numbers of your pediatrician, family doctor and dentist; hospital of choice; hospitalization; and the parents' names along with home and work phone numbers.

Again, please note that the program uses POKÉ 282,0, so you should input all information in lower- and uppercase letters. You should use the SHIFT-0 combination before and after typing in the information that is printed in lowercase in the listing. This gives a uniform printout that looks quite distinguished. (See Figure 1.)

When you are typing in your child's medical history (HI\$ in Line 1030), you do not have to worry about how the

information will print out. I have included another simple wordwrap routine in lines 550 to 600.

You may not have anything to include for a particular entry. Perhaps your family physician is caring for your child and you do not have a specific pediatrician. In this case, you may omit that particular line at the end of the program. Preferably, though, you should place an apostrophe (') or the command REM after the line number to make that line into a remarked statement. This would allow you to use that entry in the future if the occasion arises.

The computer will usually skip all lines referring to the omitted entry on the form. If the medical history section or the hospital of choice entry is omitted, the form will contain a note stating that there are no specific instructions at this time. This is to prevent confusion by emergency personnel who may think the information was accidentally omitted rather than deliberately deleted.

Also, you can change or add to the

doctors listed in the sample program. For example, you may want to list a specific allergist. You should change or add to the doctors' identification strings at the end of the program, along with the printing instructions located in lines 690 to 710. The format used should be the same as for the other doctors.

Special printer control codes are not required for the printing of the document, which makes the program easy to use by owners of all types of printers. A form feed, CHR\$(12), is used in Line 830 to advance the paper when printing is done; this can be deleted if your printer does not accept it. You can add

special codes, as you wish, to dress up the document. Be careful, though, in adding too many features to the form: When the permanent medical history string and the additional information entry are both near maximum length, the form uses almost the entire length of an 11-inch sheet of paper.

The document generated by this program is based on a form distributed as a public service by Riverside Methodist Hospital in Columbus, Ohio. It is the kind of form that every family should keep on hand and fill out whenever parents or children will be away from home. Unfortunately in my case,

when I need a form such as this one, I usually have no idea where I've put my copy for "safekeeping," or I've already used my last copy without making a duplicate blank. By using this program, you can make a ready copy quickly, without having to look up names and phone numbers and without accidentally omitting important information.

(Questions or comments regarding this program may be directed to the author at 5201 Wilcox Road, Amlin, OH 43002. Please enclose an SASE when writing for a response.) □

✓	260	131
	410	193
	500	122
	660	214
	760	109
	920	29
	END	157

The listing: MED FORM

```

10 '*****
20 'AUTHORIZATION TO CONSENT
30 'FOR THE TREATMENT OF A MINOR
40 '*****
50 'PROGRAM BY J. A. UPPERMAN
60 'BASED ON AN AUTHORIZATION
70 'FORM BY RIVERSIDE METHODIST
80 'HOSPITAL, COLUMBUS, OHIO
90 '*****
150 'ENTER THE INFORMATION THAT
160 'APPLIES TO YOU AND YOUR
170 'CHILD STARTING AT LINE 1000
180 '*****
200 CLEAR 1500:GOSUB 1000
210 POKE 282,0
220 CLS:PRINT"AUTHORIZATION TO C
ONSENT FOR":PRINT"TREATMENT OF:"
:PRINT CH$:GOSUB 880
230 PRINT"NAME OF PERSON BEING A
PPOINTED GUARDIAN?"
240 LINE INPUT GA$:IF GA$="" THE
N SOUND 100,1:SOUND 50,2:GOTO 23
0 ELSE GOSUB 880
250 PRINT"AUTHORIZATION EXPIRES
ON NOON":PRINT"OF WHAT DATE?"
260 LINE INPUT EX$:IF EX$="" THE
N SOUND 150,1:SOUND 100,2:GOTO 2
50 ELSE GOSUB 880
270 PRINT"MEDICAL HISTORY ON FIL
E": IF HI$="" THEN PRINT:PRINT"
<<NOTHING ON FILE AT THIS TIME>>
":PRINT:GOTO 290
280 PRINT HI$
290 PRINT"DO YOU WISH TO ADD TO

```


```

THIS INFORMATION <y/n>";
300 INPUT YN$:IF YN$="n" OR YN$=
"N" THEN 330 ELSE IF YN$<>"y" AN
D YN$<>"Y" THEN 290
310 CLS:PRINT"TYPE IN ADDITIONAL
INFORMATION":PRINT"(250 CHARACT
ERS MAXIMUM)":PRINT
320 LINE INPUT MH$
330 GOSUB 880:PRINT"PARENT SIGNI
NG FORM:"
340 PRINT"1> ";PA$(1):PRINT"2> "
;PA$(2):INPUT"ENTER 1 OR 2";PN
350 IF PN<>1 AND PN<>2 THEN 330

```

SolidDrive™ by Vidicom Corp

SolidDrive™ - a ramdisk that doesn't forget! Fully Static, battery backed CMOS ram makes SolidDrive™ ready to use instantly. You can forget formatting and copying work files to ramdisk then copying back your changes to floppy. You can forget fear of power failures. The instant power loss occurs, SolidDrive™ write-protects itself and your valuable work. SolidDrive™ gives you state-of-the-art surface mount technology. That's why we have the best guarantee in the industry - Two years limited repair or replacement! SolidDrive™ is compatible with Multi-Pak® and comes complete with OS9® Level I or II device driver, formatter and self-test software. Available in 512K and 1 Megabyte versions. Factory upgrades available for 512K version. RSDos Driver now available, treats SolidDrive™ as 3 or 6



SolidDrive™ by Vidicom Corp
512K (524,288 bytes) \$395.00
1 Meg (1,048,576 bytes) \$695.00
Please add \$4.00 shipping
Arizona Residents add 5.5% Sales tax
Visa MasterCard orders welcome

555D R5 devices (4-6,4-9), Disk loaded version free on request! 27C64 EProm version \$19.00

SolidDrive™ is the fastest, most reliable long-term storage available to the small computer user!

Vidicom Corp 20 E. Main St. Suite 710
Mesa, AZ 85201 (602) 827-0107
Hours M-F 9:00 am - 5:00 pm MST

OS9 is the trademark of Microware Systems Inc and Motorola Inc. Multi-pak is the trademark of Tandy Corp.

```

360 GOSUB 880
370 PRINT"SET THE PRINTER TO THE
TOP OF THE PAPER"
380 PRINT:INPUT"PRESS <ENTER> WH
EN READY.";YNS$
390 '*****
400 'PRINTING FORM
410 CLS:PRINT"PLEASE WAIT - PRIN
TING FORM":GOSUB 880
420 FOR CT=1 TO 2:PRINT#-2:NEXT
430 PRINT#-2,TAB(14)"AUTHORIZATI
ON TO CONSENT FOR TREATMENT OF A
MINOR"
440 PRINT#-2:PRINT#-2,TAB(8)"I h
ereby grant to: ";GA$
450 PRINT#-2:PRINT#-2,TAB(8)"Aut
hority to give an informed conse
nt for the treatment of:":PRINT#
-2,TAB(12)CH$;" Born: ";DA$:PRI
NT#-2
460 PRINT#-2,TAB(8)"Should such
child require medical care of an
y nature by reason":PRINT#-2,TAB
(8)"of any condition or incident
, except that the following proc
edures":PRINT#-2,TAB(8)"should n
ot be performed without my conse
nt unless the concurring"
470 PRINT#-2,TAB(8)"medical opin
ion of two physicians is that su
ch procedures are":PRINT#-2,TAB(
8)"necessary to relieve the suff
ering or preserve the life or li
mb":PRINT#-2,TAB(8)"of such chil
d and I cannot be reached after
reasonable attempts."
480 PRINT#-2
490 PRINT#-2,TAB(12)"A> Major Su
rgery"
500 IF OT$<>" THEN PRINT#-2,TAB
(12)"B> ";OT$
510 PRINT#-2
520 PRINT#-2,TAB(8)"Facts concer
ning the child's history, includ
ing allergies,":PRINT#-2,TAB(8)"
physical impairments and medicat
ions being taken, to which a":PR
INT#-2,TAB(8)"physician should b
e alerted are as follows:"
530 PRINT#-2
540 IF HI$="" AND MH$="" THEN PR
INT#-2,TAB(12)"No special instru
ctions at this time.":GOTO 680
550 A$=HI$+" "
560 IF A$="" OR A$=" " THEN 610
570 FOR CT=60 TO 1 STEP-1
580 IF MID$(A$,CT,1)<>" THEN NE
XT
590 B$=LEFT$(A$,CT):PRINT#-2,TAB
(12);B$
600 A=LEN(A$):A$=RIGHT$(A$, (A-CT

```

```

)):GOTO 560
610 PRINT#-2
620 C$=MH$+" "
630 IF C$="" OR C$=" " THEN 680
640 FOR CT=60 TO 1 STEP-1
650 IF MID$(C$,CT,1)<>" THEN NE
XT
660 D$=LEFT$(C$,CT):PRINT#-2,TAB
(12);D$
670 C=LEN(C$):C$=RIGHT$(C$, (C-CT
)):GOTO 630
680 PRINT#-2
690 IF PE$<>" THEN PRINT#-2,TAB
(8)"Our Pediatrician is: ";PE$:
PRINT#-2,TAB(12)"Phone: ";PP$:PRI
NT#-2
700 IF FA$<>" THEN PRINT#-2,TAB
(8)"Our family physician is: ";
FA$:PRINT#-2,TAB(12)"Phone: ";FP$
:PRINT#-2
710 IF DE$<>" THEN PRINT#-2,TAB
(8)"Our Dentist is: ";DE$:PRINT
#-2,TAB(12)"Phone: ";DP$:PRINT#-2
720 PRINT#-2,TAB(8)"Our Hospital
of choice is: ";
730 IF HO$="" THEN PRINT#-2,"No
specific Hospital":PRINT#-2 ELSE
PRINT#-2,HO$:PRINT#-2
740 IF HE$<>" THEN PRINT#-2,TAB
(8)"Our Health Insurance Plan is
: ";HE$:PRINT#-2,TAB(12)"I.D. Nu
mber: ";ID$:PRINT#-2
750 PRINT#-2,TAB(8)"This authori
zation expires at noon on ";EX$
760 PRINT#-2:PRINT#-2:PRINT#-2:P
RINT#-2,TAB(8)STRING$(24,"-");TA
B(40);STRING$(32,"-")
770 PRINT#-2,TAB(8)"Witness";TAB
(40);"Parent's Signature
Date"
780 PRINT#-2:PRINT#-2,TAB(40);PA
$(PN)
790 PRINT#-2,TAB(40);ST$
800 PRINT#-2,TAB(40);CI$
810 PRINT#-2,TAB(40);"Home Phone
: ";HP$
820 IF WP$(PN)<>" THEN PRINT#-2
,TAB(40)"Work Phone: ";WP$(PN)
830 PRINT#-2,CHR$(12); 'FORM FEE
D -OMIT IF YOUR PRINTER DOES NOT
ACCEPT IT.
840 CLS:PRINT"THE FORM FOR ":PRI
NTCH$:PRINT"IS FINISHED PRINTING
."
850 POKE 282,255
860 END
870 '*****
880 PRINT STRING$(32,"*"):RETURN
900 '*****
910 'SUBSTITUTE THE INFORMATION
THAT APPLIES TO YOU AND YOUR

```

CHILD ON THE FOLLOWING LINES.
 920 'note! ANY LINE THAT DOES NOT APPLY TO YOU OR YOUR CHILD, SUCH AS A SPECIFIC TYPE OF DOCTOR OR PARENT'S WORK PHONE NUMBER MAY BE OMITTED OR PRECEDED WITH AN APOSTROPHE <'>. THE COMPUTER WILL SKIP THAT ENTRY ON THE FORM.

990 '*****'
 1000 CH\$="John E. Doe Jr." 'CHILD'S NAME
 1010 DA\$="January 1, 1978" 'CHILD'S DATE OF BIRTH
 1020 OT\$="Treatment with penicillin based antibiotics" 'OTHER TREATMENT RESTRICTED. 50 CHARACTERS MAXIMUM.
 1030 HI\$="John Jr. is allergic to Penicillin."
 1040 'HI\$ IS THE CHILD'S MEDICAL HISTORY. 240 CHARACTER MAXIMUM LENGTH.
 1050 PE\$="A. Kiddedoc M.D." 'PEDIATRICIAN
 1060 PP\$="(614) 555-1234" 'PEDIATRICIAN'S PHONE
 1070 FA\$="I. Kurem, M.D." 'FAMILY DOCTOR
 1080 FP\$="(614) 555-5678" 'FAMILY DOCTOR'S PHONE
 1090 DE\$="I Yankum D.D.S." 'FAMILY DENTIST
 1100 DP\$="(614) 555-9012" 'DENTIST'S PHONE
 1110 HO\$="County General Hospital West" 'HOSPITAL OF CHOICE
 1120 HE\$="Blue Cross" 'HEALTH INSURANCE
 1130 ID\$="1122-33445" 'I.D. NUMBER
 1140 PA\$(1)="Mr. John E. Doe, Sr." 'FATHER'S NAME
 1150 PA\$(2)="Mrs. Jane Doe" 'MOTHER'S NAME
 1160 ST\$="123 E. Main St." 'STREET ADDRESS
 1170 CI\$="Anytown, Ohio 43210" 'CITY AND STATE
 1180 HP\$="(614) 555-9876" 'HOME PHONE
 1190 WP\$(1)="(614) 555-5432" 'FATHER'S WORK PHONE
 1200 WP\$(2)="(614) 555-2345" 'MOTHER'S WORK PHONE
 1210 RETURN

Run VIP on your Color Computer 1, 2 or 3!

VIP Calc

"MORE USEABLE FEATURES"-Feb 1985 "Rainbow"
 Now every CoCo owner has access to a calculating and planning tool better than VisiCalc, containing all its features and commands and then some. VIP Calc displays 32, 51, 64 or 85 characters by 21 or 24 lines right on the screen. VIP Calc allows up to a 33K worksheet with up to 512 columns by 1024 rows! In addition, VIP Calc has multiple windows which allow you to compare and contrast results of changes. Other features include 16 DIGIT PRECISION • trig. functions • averaging • algebraic functions • column and row ascending or descending SORTS • locate formulas or titles in cells • block move and replicate • global or local column width • limitless programmable functions • works with any printer, Embed printer control codes for customized printing. Combine spreadsheet tables with VIP Writer documents to create ledgers, projections, statistical and financial budgets and reports. Requires 64K. TAPE \$49.95 DISK \$59.95

VIP Database

"ONE OF THE BEST" JULY 1984 "RAINBOW"

The VIP Database features selectable screen displays of 51, 64 or 85 characters by 24 lines for maximum utility. It will handle as many records as will fit on your disks and is structured in a simple and easy to understand menu system with full prompting for easy operation. Your data is stored in records of your own design. All files are fully indexed for speed and efficiency. Full sort of records is provided for easy listing of names, figures, addresses etc., in ascending or descending alphabetic or numerical order. Records can be searched for specific entries, using multiple search criteria. With Database mail-merge you may also combine files, sort and print mailing lists, print form letters, address envelopes - the list is endless. The built-in MATH package even performs arithmetic operations and updates other fields. VIP Database also has unlimited print format and report generation with embeddable control codes for use with all printers. DISK \$49.95

Coming Soon: VIP Database III

VIP Terminal

RATED BEST IN JANUARY 1984 "RAINBOW"

For your important communications needs you've got to go beyond software that only lets you chat. You need a smart terminal so that you can send and receive programs and messages and print them! The VIP Terminal features 32, 51, 64 or 85 characters by 21 or 24 lines on the screen and has a 43,000 byte buffer in a 64K computer to store information. Requires 32K TAPE \$29.95 DISK \$39.95

CoCo 3 owners upgrade your VIP Calc, Database or Terminal to run on the CoCo 3 for \$30 +\$3 S/H. Send original product.

VIP Disk-Zap

RAVED ABOUT IN THE APRIL 1983 "RAINBOW"

VIP Disk-Zap is the ultimate repair utility for simple and quick repair of most disk errors. Designed with the non-programmer in mind, the VIP Disk-Zap will let you retrieve all types of bashed files, BASIC and Machine Code programs. The 50 page tutorial makes the novice an expert. DISK \$24.95

SD Enterprises POB. 1233 Gresham, Or. 97030 (503) 663-2865
 Please add \$3.00 for shipping. COD orders add an additional \$2.25. Personal checks allow 3 weeks for delivery. All other orders shipped the same day.



A database for all your old family recipes

Good Things Are Cookin' on CoCo

By Brad Spencer

Are you tired of the same sloppy, disorganized recipe box? With *Recipe Filer* you can say goodbye to all those greasy old cards and store your family secrets on your CoCo.

Recipe Filer allows you to save, load, edit and print out your recipes in a 3-by-5 card format. You can even categorize your concoctions so that finding them will be fast.

The program is user-prompting, menu-driven and very easy to use. On running the program, you are presented with the main menu and its six numbered options: Enter Recipe, List Recipe, Print Recipe, Save Recipe, Load Recipe and Edit Recipe. Just press a number — you won't need to press ENTER, as I used INKEY\$ instead of an INPUT command.

Filing It Away

Before you can do anything else with this program, you must enter a recipe.

Brad Spencer is a student in Crawfordsville, Indiana, and has been programming for the CoCo for four years. He enjoys making programs for the special education classes at his school.

At the main menu, press 1 (Enter Recipe). You are dropped into the Categories submenu, where you must choose the category under which you will file your recipe — main dishes, cakes,

salads, pastry, soups, meats, etc.

There are 10 categories, including "Other" for dishes that don't fit into the categories I have provided. For the submenu prompts, I used INPUT com-

COOKIES

PEANUT BUTTER COCO COOKIES

1 cup peanut butter
1 cup sugar
1 egg

Mix all ingredients and roll the dough into 1-1/2-inch balls. Place about 2-1/2 inches apart on a greased cookie sheet. Slightly flatten with a fork, making crisscross patterns on each. Bake for 20-25 minutes in a 375-degree oven, or until done.

Telewriter-128™

the Color Computer 3 Word Processor

For over 5 years now, Telewriter has been the #1 Color Computer word processor, both in popularity and in performance. Telewriter's near perfect mix of sophisticated professional features and a very natural user interface, has earned it the highest praise in numerous magazines, and an intensely loyal following among tens of thousands of Color Computer users all over the world.

HISTORY

Throughout the history of the Color Computer, Telewriter has pioneered software breakthroughs that set the standards.

In 1981, it was Telewriter 1.0 that first took the Color Computer's inadequate 32X16 all-uppercase display, and replaced it with a graphics-based 51X24 upper and lowercase display.

A few years later, Telewriter-64 added high density 64X24 and 85X24 displays and access to the full 64K of the newer Color Computers.

THE NEW AGE

Today, Telewriter-64 is recognized as the standard Color Computer word processor. It runs on all Tandy Color Computers — from the original Color Computer 1, to the Color Computer 2, and 3.

But the Color Computer 3 brings a whole new level of power to low cost computing and, so, a new Telewriter is here to put that power to work for you. We call it Telewriter-128.

TELEWRITER-128

You don't mess with a good thing, so Telewriter-128 is still Telewriter-64 at heart. The commands, and the user interface are essentially the same. If you know Telewriter-64, then you already know Telewriter-128. And, if you don't know Telewriter-64, you'll still have an easy time learning and using Telewriter-128.

80 COLUMNS

But there are major differences as well. First, Telewriter-128 uses the Color Computer 3's new 80 column screen display.

This means, simply, that using Telewriter-128 on a low cost Color Computer 3 will look a lot like using a more expensive word processor on a much more expensive IBM PC, PS/2, or clone.

SPEED

Second, Telewriter-128 is lightning fast. Telewriter-64 was fast in its own right, but, by accessing the Color Computer 3's video hardware directly, and by running the machine in double speed mode, Telewriter-128 is able to provide extremely fast scrolling and instant paging — functions whose speed is crucial to serious word processing.

In this department, Telewriter-128 doesn't simply keep up with IBM-based word processors — it generally surpasses them!

EASE

Third, Telewriter-128 adds a host of new features big and small, that make it even easier to use.

Features like: Quick function key access to the editor or the menus — an instant on-line help screen summarizing all Telewriter commands and special characters — an option file where you store your personal set of format and screen settings so you only have to set them once!

Then, there's a quick save feature which allows you to save all your current work without leaving the editor. There's a simple way to cursor through the disk directory and read in a file by just hitting ENTER. And there's more.

NEW POWER

Telewriter-64 always had the power to handle any kind of serious writing, from letters to textbooks. But, here too, Telewriter-128 adds major features.

Like Macros — which let you insert whole words or phrases (even sets of control codes or format commands) into your text, with a single keypress. And every time you power up Telewriter-128, the macro definitions are automatically loaded*, so they're always there.

Then there's a Print Preview feature that shows you, on-screen, the way your printed text will look — with margins, headers, centering, justification, page numbering, and page breaks. This guarantees letter perfect documents every time, and makes tasks like widow/orphan line elimination, a breeze.

TELEWRITER-64 or TELEWRITER-128

We could go on listing features, but the point is this: If you own a Color Computer, you already have the hardware for the most powerful, low cost word processor in town. All you need now is to add the heart and soul:

Telewriter-64, for the Color Computer 1 and 2, costs \$59.95 on disk, \$49.95 on cassette.

Telewriter-128 for the Color Computer 3 costs \$79.95 on disk, \$69.95 on cassette.

To order by Mastercard or Visa call (619) 755-1258 anytime, or send check or money order plus \$2 shipping (Californians add 6% sales tax) to:

COGNITEC

704 Nob Ave.

Del Mar, CA 92014

To upgrade from Telewriter-64 to Telewriter-128, return your original disk or cassette with \$39.95. (Add \$10 if you're also upgrading from cassette to disk. Deduct \$10 with proof of Oct '87 - Feb '88, purchase of Telewriter-64.)

When I first got Telewriter-64 last year, I was in heaven. I couldn't believe the program's versatility and ease of use.

-The RAINBOW, Oct. 1985

TELEWRITER-64 FEATURES: Compatibility with any printer that works with the Color Computer; embedded control codes for underlining, boldface, sub/superscript, variable fonts; format commands for headers, centering, margin and spacing changes anywhere in the document; Format menu to set margins, spacing, page numbering, BAUD rate, lines per page, justification; Chain printing for one shot printing of multi-file documents. Fast, full-screen editor with wordwrap, block copy/move/delete, global search and replace, wild card search, fast 4-way auto-repeat cursor, fast scrolling, forward and backward paging, text alignment, tabs, error protection, word and line counter. Insert or delete text anywhere on the screen. Simple, easy to remember commands. Optional ASCII files for compatibility with spell checkers, terminal programs,

IBM and PS/2 are trademarks of International Business Machines Inc. *disk version only

and BASIC. Load, save, append, partial save files to disk or cassette. Kill, rename and list disk files. Cassette verify and auto-retry on error.

TELEWRITER-128 - ADDITIONAL FEATURES: Print preview from editor; multiple copy print; footers; hanging indents; cursor thru disk directory to load, append, rename and kill files; quick file save from editor; keyclick; key repeat; true block move; 24, 25, or 28 line screen; 40 or 80 column screen; dual speed cursor; on-line help; overstrike mode; word delete; wordwrap at margin; user definable macros; nested macros; instant status window for information on cursor position, word count, etc.; instant function key access to menus or editor; options menu for setting character and screen colors, key repeat and delay rates, definable foreign symbols.

mands, so press ENTER after pressing the category number of your choice. (As you may notice, I have reserved four categories for sweets. If you are not as sweetly inclined, feel free to edit lines 80 and 140, substituting categories of your choice.)

After you choose the category, you are dropped into the "Enter Recipe" screen. As you are reminded onscreen, you have 30 lines in which to write your recipe, and are limited to a maximum of 40 characters per line. You'll notice the cursor blinking at the beginning of the first line — that means start typing! If you want upper- and lowercase capability, press the SHIFT-Q combination before you begin, but make sure you "turn it off" by pressing the combination again when you're finished.

When you have reached the end of your first line (which you will probably want to reserve for the title), press ENTER. If you entered too many characters, the program will tell you so and have you enter the line again. Just keep entering lines and pressing ENTER for each until you reach the 30th line. (Even if your recipe takes up only 10 lines, you must "use up" 30 lines — just keep pressing ENTER.) When you have en-

tered the 30th line, you are told you have no lines left and are booted back to the main menu. You've done it! The hard part is over!

Your Options

Now that you've entered a recipe, you'll probably want to look at it. Press 2 (List Recipe) at the main menu to list your creation. Your recipe slowly scrolls up the screen. Press any key to return to the main menu. If you noticed any mistakes in the recipe, you can correct them by pressing main menu's Option 6 (Edit Recipe).

From the Edit screen, you must choose to edit either the category name or a line. If you choose to edit a line, you will again see the recipe scroll by. Find the line that needs fixing and type in its number. If, for example, Line 5 needs editing, press 5 and then ENTER. A new, blank Line 5 appears; re-enter it. You are then booted back to the main menu. If there are more mistakes to correct, repeat the process.

When you have the recipe corrected, you will want to save it. Just press 4 (Save Recipe) at the main menu and follow the prompts. *Recipe Filer* was designed for a disk system, but if you

have a cassette, you can modify the program for your use: Change all occurrences of WRITE #1 to PRINT #1; INPUT #1 to INPUT#-1; OPEN #1 to OPEN#-1; and CLOSE #1 to CLOSE #-1.

Now that your recipe is saved, you can call it back into memory whenever you want by pressing 5 (Load Recipe) at the main menu and answering the prompts.

Trying to follow your recipe from a monitor in the kitchen would not be very practical, so I have included an option that prints out your recipe in a 3-by-5 inch format (in case you're missing those greasy cards). Just press 3 (Print Recipe) at the main menu and follow the prompts. Most printers should work fine.

You can cut out your new "cards" and store them in the old recipe box. But you won't have to worry about losing them or cramping your hand copying cooking instructions for dinner guests who *must* have your recipe!

(Questions or comments about this program may be directed to the author at #2 McCormick Drive, Crawfordsville, IN 47933. Please enclose an SASE when writing for a reply.) □


Corrections (See Page 14 for additional corrections.)

"The Post Office" (March 1988, Page 104): Due to a production error, a portion of the *Post Office* program was inadvertently omitted from the magazine. The following lines should be added to the program. RAINBOW ON TAPE and RAINBOW ON DISK were not affected and include the complete program.

```
6485 IF A=0 AND INSTR(DF$,SD$)>0
  THEN FL(2)=1:RETURN
6490 IF A=0 AND INSTR(DO$,SD$)>0
  THEN FL(2)=1:RETURN
6495 RETURN
6500 '-- PRINT AND INPUT SUBROUT
  INE --
6505 PRINTTAB(TB) "          CODE:"
  ;:ATTR 1,0:PRINTV$(1)
6510 PRINTTAB(TB) "          NAME:"
  ;:ATTR 1,0:PRINTV$(2)
6515 PRINTTAB(TB) "          ADDRESS:"
  ;:ATTR 1,0:PRINT V$(3)
6520 PRINTTAB(TB) "          CITY:"
  ;:ATTR 1,0:PRINT V$(4)
6525 PRINTTAB(TB) "          STATE:"
  ;:ATTR 1,0:PRINTV$(5)
6530 PRINTTAB(TB) "          ZIP:"
  ;:ATTR 1,0:PRINTV$(6)
6535 PRINTTAB(TB) " TELEPHONE #:"
  ;:ATTR 1,0:PRINTV$(7)
6540 PRINTTAB(TB) "          F,L NAME:"
  ;:ATTR 1,0:PRINTV$(8)
6545 PRINTTAB(TB) "          COUNTRY:"
  ;:ATTR 1,0:PRINTV$(9)
6550 LOCATE 0,9
6555 GU=0:R=9:C=DC:L=10:VN=1:GOS
  UB 7000:IF GU=1 THEN 6555
6560 GU=0:R=10:C=DC:L=25:VN=2:GO
  SUB 7000:IF GU=1 THEN 6555
```

```
6565 R=11:C=DC:L=25:VN=3:GOSUB 7
  000:IF GU=1 THEN 6560
6570 GU=0:R=12:C=DC:L=25:VN=4:GO
  SUB 7000:IF GU=1 THEN 6565
6575 GU=0:R=13:C=DC:L=10:VN=5:GO
  SUB 7000:IF GU=1 THEN 6570
6580 GU=0:FL(3)=1:GOSUB 7150:GOS
  UB 7040:R=14:C=DC:L=7:VNN=6:GOSU
  B 7000:IF GU=1 THEN 6575
6585 GU=0:R=15:C=DC:L=14:VN=7:GO
  SUB 7000:IF GU=1 THEN 6580
6590 GU=0:R=16:C=DC:L=25:VN=8:GO
  SUB 7000:IF GU=1 THEN 6585
6595 GU=0:R=17:C=DC:L=25:VN=9:GO
  SUB 7000:IF GU=1 THEN 6590
6600 RETURN
6605 '-- INPUT LIMIT SUB-ROUTINE
  --
6610 S$=""
6615 M=L+C
6620 LOCATE C,R
6625 P=C-1
6630 LOCATE P+1,R:GOSUB 7190
6635 IF IK$=CHR$(9) THEN 6630
6640 IF IK$="^" THEN UA=1:RETURN
6645 IF IK$=CHR$(8) AND P=(C-1)
  THEN S$="":GOTO 6630 ELSE IF IK
  $=CHR$(8) THEN LOCATE P,R:ATTR 3
  ,0:PRINT " ";LOCATE P-1,R:P=P-1:
  S$=MID$(S$,1,LEN(S$)-1):GOTO 663
  0
```

For quicker reference, Corrections will be posted on Delphi as soon as they are available in the Info on Rainbow topic area of the database. Just type DATA at the CoCo SIG> prompt and INFO at the TOPIC> prompt.



Making the **MicroWorld** of
CoCo's AFFORDABLE

CoCo III	\$145
Drive 0	\$175
Drive 0 (NEW)	\$199
CM-8 Monitor	\$248
Deluxe Joystick	\$ 24
Mouse	\$40
Joysticks (pair)	\$13
Disk storage box (50)	\$12.50
CCR-81 Cass. Rec.	\$42

Disks (SS)	\$7.00/box
Disks (DS)	\$7.50/box
*Includes free library case	
DMP-106 Special Offer	\$145
DMP-130A (120 CPS)	\$265
DMP-440	\$545
Tandy 1000 SX	Special Offer \$499
Tandy 1000 HX	\$555
Tandy 1000 TX	\$899
VM-4 Monitor	\$ 99
CM-5 Monitor	\$240
CM-11 Monitor	\$325

CoCo 3 512K Upgrade	\$130
MultiPak Upgrade (26-3024)	\$ 10
MultiPak Upgrade (26-3124)	\$ 10
OS-9 Level 2	\$ 63.95

Minimum Order \$15.00

* Please Note - Our ads are submitted early, so prices are subject to change!!! We appreciate your cooperation & understanding in this matter

Method of Payment:
MC, Visa, Am.Ex. - Sorry, No Citiline!
Certified Check or Money Order.
Personal Checks - Allow 1 week to clear!

FREE PRICE LIST AVAILABLE

20 % OFF ALL TANDY SOFTWARE
MIN. 15% OFF ALL TANDY HARDWARE

- * Full TANDY Warranty ==> CALL <==
- * 100% TANDY PRODUCTS In Pa: 215 863-8911
- * FREE UPS Shipping In N.J.: 201 735-6138
- †on orders over \$50.00
- under \$50 add \$2.00



COMPUTER CENTER

MicroWorld

230 Moorestown Road, Wind Gap, PA 18091

Laneco Plaza, Clinton, N.J. 08809

C.O.D. ADD \$5.00

ALL PRICES INCLUDE SHIPPING †!!!
(In Continental US)

100% TANDY EQUIPMENT WITH FULL RADIO SHACK WARRANTY

✓	100	249
	150	103
	260	147
	320	55
	430	97
	540	47
	END	101

The listing: RECIPES

```

10 ' RECIPE FILER
20 ' BY BRAD SPENCER
30 CLEAR 2000: DIM W$(30)
40 CLS: PRINT@41, "RECIPE FILER": P
RINT@96, "1> ENTER RECIPE": PRINT
"2> LIST RECIPE": PRINT "3> PRINT
RECIPE": PRINT "4> SAVE RECIPE":
PRINT "5> LOAD RECIPE": PRINT "6>
EDIT RECIPE": PRINT@352, "SELECT
(1-6): ";
50 A$=INKEY$: IF A$="" THEN 50
60 IF A$<>"1" AND A$<>"2" AND A$
<>"3" AND A$<>"4" AND A$<>"5" AN
D A$<>"6" THEN 50 ELSE ON VAL(A$
) GOTO 80, 180, 230, 370, 440, 520
70 ' ENTER RECIPE
80 CLS: PRINT@9, "ENTER RECIPE": PR
INT@64, "CATEGORIES": PRINT "1> B
ROWNIES": PRINT "2> CAKES": PRINT
"3> COOKIES": PRINT "4> DESSERTS"
: PRINT "5> MAIN DISHES": PRINT "6
> MEATS": PRINT "7> PASTRY": PRINT
"8> SALADS": PRINT "9> SOUPS": PR
INT "10> OTHER"
90 INPUT "CHOOSE (1-10): "; CA$: IF
VAL(CA$)>10 THEN 90 ELSE IF VAL
(CA$)=10 THEN 130 ELSE CLS: PRINT
@9, "ENTER RECIPE": PRINT@64, "LIMI
T OF 30 LINES.": PRINT "(44 CHARA
CTERS OR LESS)": PRINT: LI=1: X=1: G
OTO 140
100 PRINT LI; "> "; : LINE INPUT ""
; W$(X): IF LEN(W$(X))>44 THEN PRI
NT "TOO MANY CHARACTERS!": GOTO 1
00 ELSE 110
110 IF W$(X)="END" THEN 40 ELSE
IF LI>29 THEN 120 ELSE LI=LI+1: X
=X+1: GOTO 100
120 LI=LI+1: PRINT "NO MORE LINES
LEFT.": FOR D=1 TO 1000: NEXT D: G
OTO 40
130 INPUT "NAME OF CATEGORY"; CB$:
IF LEN(CB$)>13 THEN PRINT "13 C
HARACTERS OR LESS!": GOTO 130 EL
SE CLS: PRINT@9, "ENTER RECIPE": PRI
NT@64, "LIMIT OF 30 LINES.": PRINT
"(44 CHARACTERS OR LESS)": PRINT
: LI=1: X=1: GOTO 100

```

```

140 IF CA$="1" THEN CB$="BROWNIE
S" ELSE IF CA$="2" THEN CB$="CAK
ES" ELSE IF CA$="3" THEN CB$="CO
OKIES" ELSE IF CA$="4" THEN CB$=
"DESSERTS" ELSE IF CA$="5" THEN
CB$="MAIN DISHES" ELSE IF CA$="6
" THEN CB$="MEATS" ELSE 150
150 IF CA$="7" THEN CB$="PASTRY"
ELSE IF CA$="8" THEN CB$="SALAD
S" ELSE IF CA$="9" THEN CB$="SOU
PS" ELSE IF CA$<>"1" AND CA$<>"2
" AND CA$<>"3" AND CA$<>"4" AND
CA$<>"5" AND CA$<>"6" AND CA$<>"
7" AND CA$<>"8" AND CA$<>"9" THE
N CB$="BROWNIES"
160 GOTO 100
170 ' LIST RECIPE
180 CLS: PRINT@10, "LIST RECIPE": P
RINT@64, "CATAGORY: "; CB$: PRINT: I
F LI=30 THEN 200
190 FOR I=1 TO LI-1: PRINT W$(I):
FOR D=1 TO 400: NEXT D: NEXT I: GOT
O 210
200 FOR I=1 TO LI: PRINT W$(I): FO
R D=1 TO 400: NEXT D: NEXT I
210 PRINT: PRINT@452, "PRESS ANY K
EY TO RETURN"; A$=INKEY$: IF A$=""
" THEN 210 ELSE GOTO 40
220 ' PRINT RECIPE
230 CLS: PRINT@9, "PRINT RECIPE": P
RINT@228, "PRESS <CLEAR> TO PRINT
"
240 A$=INKEY$: IF A$=CHR$(12) THE
N 250 ELSE 240
250 CLS: PRINT@234, "PRINTING...":
PRINT#-2, "-----": P
RINT#-2, "!" \": P
RINT#-2, "!" ; TAB(4); CB$; TAB(20); "
\": PRINT#-2, "!"
\": PRINT#-2, "!"
-----
--"
260 PRINT#-2, "!" ; TAB(50); "!" : IF
LI>16 THEN 310
270 FOR I=1 TO LI-1: PRINT#-2, "!"
; W$(I); TAB(50); "!" : NEXT I: IF L
I=1 THEN LM=15 ELSE IF LI=2 THEN
LM=14 ELSE IF LI=3 THEN LM=13 E
LSE IF LI=4 THEN LM=12 ELSE IF L
I=5 THEN LM=11 ELSE IF LI=6 THEN
LM=10 ELSE IF LI=7 THEN LM=9 EL
SE IF LI=8 THEN LM=8
280 IF LI=9 THEN LM=7 ELSE IF LI
=10 THEN LM=6 ELSE IF LI=11 THEN
LM=5 ELSE IF LI=12 THEN LM=4 EL
SE IF LI=13 THEN LM=3 ELSE IF LI
=14 THEN LM=2 ELSE IF LI=15 THEN
LM=1 ELSE IF LI=16 THEN 300
290 FOR I=1 TO LM: PRINT#-2, "!" ; T

```



```

AB(50);"!":NEXT I
300 PRINT#-2,"!";TAB(50);"!":PRI
NT#-2,"-----
-----":GOTO
40
310 FOR I=1 TO 15:PRINT#-2,"! "
;W$(I);TAB(50);"!":NEXT I:PRINT#
-2,"!";TAB(50);"!":PRINT#-2,"---
-----":PRINT#-2,"!";T
AB(50);"! "
320 FOR I=16 TO LI-1:PRINT#-2,"!
";W$(I);TAB(50);"!":NEXT I:IF
LI=17 THEN LM=14 ELSE IF LI=18 T
HEN LM=13 ELSE IF LI=19 THEN LM=
12 ELSE IF LI=20 THEN LM=11 ELSE
IF LI=21 THEN LM=10 ELSE
330 IF LI=23 THEN LM=8 ELSE IF L
I=24 THEN LM=7 ELSE IF LI=25 THE
N LM=6 ELSE IF LI=26 THEN LM=5 E
LSE IF LI=27 THEN LM=4 ELSE IF L
I=28 THEN LM=3 ELSE IF LI=29 THE
N LM=2 ELSE IF LI=30 THEN LM=1 E
LSE IF LI=31 THEN 300
340 FOR I=1 TO LM:PRINT#-2,"!";T
AB(50);"!":NEXT I
350 GOTO 300
360 ' SAVE RECIPE
370 CLS:PRINT@10,"SAVE RECIPE":P
RINT:LINE INPUT "NAME OF FILE: "
;F$
380 PRINT@228,"PRESS <ENTER> TO
SAVE.":A$=INKEY$:IF A$=CHR$(13)
THEN 390 ELSE 380
390 CLS:PRINT@234,"SAVING...":OP
EN "O",#1,F$:PRINT "CATEGORY:";C
B$:WRITE #1,CB$:IF LI=30 THEN 41
0
400 FOR I=1 TO LI-1:WRITE #1,W$(
I):NEXT I:GOTO 420
410 FOR I=1 TO LI:WRITE #1,W$(I)
:NEXT I
420 CLOSE #1:PRINT "GOT IT!":FOR

```

```

D=1 TO 500:NEXT D:GOTO 40
430 ' LOAD RECIPE
440 CLS:PRINT@10,"LOAD RECIPE":P
RINT:LINE INPUT "NAME OF FILE: "
;F$
450 PRINT@228,"PRESS <ENTER> TO
LOAD.":A$=INKEY$:IF A$=CHR$(13)
THEN 460 ELSE 450
460 CLS:PRINT@233,"LOADING...":O
PEN "I",#1,F$:LI=1:INPUT #1,CB$:
PRINT "CATEGORY: ";CB$
470 IF EOF(1) THEN 490
480 INPUT #1,W$(LI):PRINT W$(LI)
:LI=LI+1:GOTO 470
490 CLOSE #1:PRINT:PRINT "GOT IT
!":PRINT
500 PRINT@452,"PRESS ANY KEY TO
RETURN":A$=INKEY$:IF A$="" THEN
500 ELSE 40
510 ' EDIT RECIPE
520 CLS:PRINT@10,"EDIT RECIPE":P
RINT@64,"OPTIONS:":PRINT@128,"1>
CHANGE CATEGORY":PRINT "2> EDIT
A LINE":PRINT@224,"SELECT:"
530 A$=INKEY$:IF A$="1" THEN 540
ELSE IF A$="2" THEN 550 ELSE 53
0
540 CLS:PRINT "OLD CATEGORY: ";C
B$:LINE INPUT "NEW CATEGORY: ";C
B$:GOTO 40
550 CLS:IF LI=30 THEN 570
560 FOR I=1 TO LI-1:PRINT I;") "
;:PRINT W$(I):FOR D=1 TO 400:NEX
T D:NEXT I:GOTO 580
570 FOR I=1 TO LI:PRINT I;") ";:
PRINT W$(I):FOR D=1 TO 400:NEXT
D:NEXT I
580 PRINT:LINE INPUT "WHICH LINE
:";L$:IF VAL(L$)>30 THEN 580
590 PRINT L$;"> ";W$(VAL(L$)):PR
INT L$;"> ";:LINE INPUT "";W$(VA
L(L$))
600 GOTO 40

```

128K BASIC COCO 3 DISK or CASSETTE

128/512K OS-9 L2 COCO 3 DISK

THE DIRECTOR Produce hires picture, sound and Color Animation shows! Completely menu driven with full editing. Includes extra programs to Convert most hires pictures, and to Share your shows with others! Great for presentations and VCR's! Requires predrawn pictures. SAVE \$10..... Now only.... \$29.95

\$ ECONOMIST Perform Economic Analysis to compare different cost and income alternatives! Compute Present and Future Life Cycle Worths for various combinations of single, series and gradient dollar amounts. Quickly edit and recompute for Sensitivity Analysis! Display line graphs. Printout data and results. Pull-Down Menus, Windows and Prompts! Requires OS-9 L2 & BASIC09..... \$29.95

MY ARTIST Draw and Paint pictures in all 4 hires 320 & 640 by 192 modes with up to 16 colors and 64 hues! Simple, but Powerful keyboard & joystick commands for undistracted, Full Screen drawings! Fast ML save & load..... \$14.95


Send check or money order.
Please add \$2 shipping & handling.
SEESOF PO Box 574, Beaufort, SC 29901

SAVE \$15 Both the above... \$39.95

A "personal finance tool box" to help manage your resources

Financial Time Conversions

By Dale Tinklepaugh



Money is a subject of vital interest to most people. And while there is more to life than the acquisition of wealth, there is nothing wrong with managing our financial resources wisely.

Good management requires accurate knowledge upon which to base decisions. To compare investment or financing alternatives, it is necessary to compare their value or cost at the same point in time. This article describes a program that performs the types of time conversions needed to do these comparisons.

Dale Tinklepaugh is a software engineer for Hughes Aircraft Radar Systems Group and is pursuing a master's degree in computer engineering at USC.



The program begins with a main menu and four entries: Present Value, Uniform Series Value, Future Value and Interest Rate Conversions. To compute a present dollar amount, select the first menu entry by pressing the 1 key and then ENTER. A secondary menu then pops up, allowing conversion from a uniform series, a gradient series, a proportional series, or a future amount.

Similarly, the second and third main menu selections allow you to convert to uniform series values and future values, respectively. The fourth main menu selection allows you to convert between nominal annual and effective annual interest rates.

Present Value of Uniform Series

A uniform series is a set of equal payments for a number of time periods at a given rate of interest. Conversion from a uniform series to a present value is useful for determining how much money can be borrowed at a certain interest rate without overrunning your budget.

For example, consider Harvey and Bridget, a couple who want to purchase a house. They can afford payments of \$900 per month. After choosing the Uniform Series option in the Present Value menu, the couple would be prompted for the number of payment periods. For a 30-year loan, they would have $30 \times 12 = 360$ payment periods. After entering 360 they would be prompted for the interest rate per period. If the prevailing nominal annual interest rate were 12 percent, the periodic rate would be $12\% / 12 = 1\%$. After entering 1 they would be prompted for the periodic amount, for which they would enter 900.

The result is \$87,496.50. So, depending on the amount of cash they have available for the down payment and closing costs, they can look at houses worth up to \$90,000 or \$95,000.

Note that in arriving at the monthly amount they can afford for a mortgage payment, the couple had to remember that there are other ownership costs besides the mortgage. Most significant are taxes and insurance. For an older home they would also want to budget a certain amount for maintenance and renovation. On the other side of the budgetary scale is the federal income tax savings resulting from interest payments and property taxes.

Present Value of Gradient Series

The next option in the Present Value menu, Gradient Series, begins with a payment of \$0 and increases by a fixed amount each period.

An example involving a gradient series is the calculation of the present value of the anticipated maintenance costs for an automobile. Suppose the owner's records indicate repair costs now average nearly \$50 a month and seem to be increasing at about \$2 per month. How much money would the owner have to put into his 7 percent savings account in order to cover all anticipated repairs for the next four years?

The costs can be broken into two parts. First, there is a uniform series of \$50 per month for 48 months at 7 percent annual or 0.583 percent monthly interest. This part can be solved in the same manner as the example above. To cover the \$50 per month, the program tells us the owner needs \$2,088.17 in his savings account.

Second, there is a gradient series for 48 months, increasing by \$2 a month. The program will ask for the periodic increase instead of a periodic amount as in the uniform series. The present value of this gradient series is \$1,869.82. The total the owner would need to deposit is \$3,957.99.

The confidence in the program output should be no greater than the confidence in the input data. The last example was done using estimates of unknown reliability. The actual costs could be much different for this particular car than would be predicted on the basis of its prior performance or of the performance of other cars of the same make.

If this were the owner of a fleet of taxicabs or commercial trucks, however, the chance variations in cost would tend to average out for the group. Therefore, the owner can know the present cost of maintaining his fleet and compare that with the cost of replacing it.

Present Value of Future Amount

An example of conversion of a future amount to a present amount involves the future trade-in value of a car. Harvey has learned that the kind of car he wants typically depreciates about 75 percent in four years. If that car lists for \$10,000 today, it will be worth about

\$2,500 after four years of average use. To see how \$2,500 four years from now compares with \$2,500 now, evaluate the present value of \$2,500 at 9 percent annual interest for 48 months. The interest rate should be that paid by an investment that could be made if the money were not tied up in the car. The monthly interest rate is $.09/12 = .75$ percent. The correct answer is \$1,746.54.

Uniform Series Value of a Present Sum

To determine the monthly payment for a loan, choose the Uniform Series Value of a Present Sum. This option can be used for annuities or other types of transactions, also. It has been labeled "Loan" because that is its most likely use. After the number of payment periods, interest rate per period and initial amount are entered, the program displays the uniform payment amount.

For example, the monthly payment on the \$10,000 car mentioned above is computed by selecting Option 2, Uniform Series Value, from the main menu and then selecting Option 1, Present Sum (Loan), from the secondary menu. Enter 48 for the number of pay periods, 1 for the interest rate per period and 8000 for the initial amount (allowing for \$2,000 down). The uniform monthly payment displayed is \$210.67.

Present Value of a Proportional Series

A proportional series is one in which the ratio of each payment to its predecessor is constant. One application for this conversion is the calculation of the present worth of a person's estimated lifetime earnings.

For example, Harvey will earn \$25,000 this year and expects raises to average about 5 percent a year. Since he is 25 years old, he expects to work 40 more years before retiring. He goes to his computer, runs this program, and selects Present Value of a Proportional Series.

When the program asks for the number of periods, he enters 40. The interest rate per period should be a rate that could be earned by a prudent but not overly cautious investor. Here we are talking about investing a large sum such as a life insurance settlement or court judgment based on permanent disability. We would not expect it all to be deposited in a passbook savings account. Harvey decides that 10 percent

would be reasonable and enters 10. For rate of increase he enters 5. Next, he enters the first period amount, 25000. The program displays the answer, \$422,225.98.

It is interesting to note the effects of varying the interest rate and rate of annual increase on the answer. A higher interest rate reduces the answer, and a higher annual raise increases it.

Interest Rate Conversions

There are two kinds of annual interest rates, nominal and effective. They are the same if the interest is compounded once a year. If not, the effective annual rate is derived as in the following example: If the nominal annual rate is 18 percent, the monthly rate is $.18/12 = 1.5$ percent. The effective rate is obtained by computing $(1.015^{12}) - 1 = 19.56181715\%$, which is the equivalent interest rate with annual compounding

To get the above result using the program, select the Nominal to Effective conversion, enter 12 for the number of compounding periods, and enter 18 for the nominal annual rate.

This can be checked by selecting the Effective to Nominal conversion and entering 12 and 19.56181715 when prompted. The answer is 18. Compounding may be less frequent (quarterly) or more frequent (daily). A special

case is called continuous compounding. For this case, entering 0 for the number of compounding periods per year causes the program to branch to use a different formula from that used for a finite number of periods.

```

UNIFORM SERIES VALUE OF
PRESENT SUM

NUMBER OF PERIODS? 120
INTEREST RATE/PERIOD (%)? .8
PRESENT SUM? 12000
UNIFORM VALUE IS:
      $155.93
DO ANOTHER (Y OR N)?

-----

FUTURE VALUE OF PRESENT SUM

NUMBER OF PERIODS? 96
INTEREST RATE/PERIOD? .6
PRESENT SUM? 10000
FUTURE VALUE IS:
      $1775.85
DO ANOTHER (Y OR N)?

```

Summary

The rest of the conversion options are similar to those we have discussed, and involve the same concepts. This program is intended to be your personal finance tool box. You can customize any or all subroutines for your personal use. The program has been written more

for readability and flexibility at the expense of memory. By leaving out comments and combining more statements onto one line, it should be possible to squeeze this program into 16K. If you do this, you will need to delete H4000+ from lines 105 and 125, and change H7F00 to H3F00 in Line 140. You may want to check your printer status directly instead of asking the user. The program is written for the DMP-105 printer from Radio Shack. The baud rate is set to 2400 in Line 107.

If you want to do only one or two of the conversions, you can type in just the relevant sections of the program. Comments are included in the program listing to identify subroutine functions. The mathematical formula for each conversion is usually accomplished in two or three program lines, so these subroutines should be easy to customize to your system and applications.

(Questions or comments may be directed to the author at 14684 Joshua Tree Ave., Sunnymead, CA 92388. Please enclose an SASE when writing for a reply.)

Reference

Smith, G.W. *Engineering Economy: Analysis of Capital Expenditures*, 2nd Edition, Iowa State University Press, Ames, Iowa, 1973.

205	174	2840	214
1020	142	3050	178
1290	186	3420	31
1460	103	3640	179
1675	117	4315	201
1815	193	4620	15
2090	24	END	225
2600	192			

The listing: FINANCE

```

100 ' FINANCIAL TIME VALUE CONVE
RSIONS
105 CLEAR 200,&H4000+16127 'SAV
E SPACE FOR TEXT DUMP CODE
107 POKE 150,18 'SET PRINTER TO
2400
108 ' TEXT DUMP ROUTINE
110 DATA &H86,&HFE,&HB7,0,&H6F,&
H8E,4,0,&H5F,&H5C,&HA6,&H80,&H81
,&H60
115 DATA &H2B,2,&H84,&HBF,&HAD,&
H9F,&HA0,2,&HC1,&H20,&H2B,&HEF,&
H86,&H0D
120 DATA &HAD,&H9F,&HA0,2,&H8C,6

```

```

,0,&H2B,&HE3,&H7F,0,&H6F,&H39
125 FOR I=&H4000+16128 TO &H4000
+16128+40
130 READ A:POKE I,A
135 NEXT I
140 DEFUSR0=&H7F00
142 CLS:PRINT"ARE YOU USING A PR
INTER?(Y OR N)";
143 Q$=INKEY$:IF Q$="" GOTO 143
145 IF Q$="Y" THEN QQ=1 ELSE QQ=
0
147 PRINT
150 IF QQ=1 THEN PRINT "TYPE P T
O PRINT RESULTS AFTER A CONVERSI
ON, THEN TYPE Y OR N AS":PRINT"P
ROMPT REQUESTED.":PRINT:PRINT"HI
T ANY KEY TO CONTINUE"
170 IF QQ=1 THEN A$=INKEY$:IF A$
=""GOTO 170
205 F1$="$$$$###.##":P$="PRESE
NT VALUE IS: ":U$="UNIFORM VALUE
IS: ":F$="FUTURE VALUE IS: "
210 CLS
230 PRINT@5,"FINANCIAL CONVERSI
ONS"
240 PRINT@70,"BY DALE TINKLEPAUG
H"

```

```

250 PRINT@131,"SELECT CONVERSION
RESULT"
260 PRINT@197,"1 PRESENT VALUE"
270 PRINT@229,"2 UNIFORM SERIES
VALUE"
280 PRINT@261,"3 FUTURE VALUE"
290 PRINT@293,"4 INTEREST RATE"
300 PRINT@385,"PRESS A NUMBER BE
TWEEN 1 AND 4"
310 A$=INKEY$:IF A$=""GOTO 310
320 CASE=INSTR(1,"1234",A$)
330 ON CASE GOSUB 1000,2000,3000
,4000
340 GOTO 210
1000 'MENU FOR PRESENT VALUE
1010 CLS
1020 PRINT@64,"WHICH WOULD YOU LI
KE TO CONVERT"
1030 PRINT@96,"TO A PRESENT VALU
E?"
1040 PRINT@165,"1 UNIFORM SERIES
"
1050 PRINT@197,"2 GRADIENT SERIE
S"
1060 PRINT@229,"3 PROPORTIONAL S
ERIES"
1070 PRINT@261,"4 FUTURE SUM"
1080 PRINT@293,"5 RETURN TO MAIN
MENU"
1090 PRINT@385,"PRESS A NUMBER B
ETWEEN 1 AND 5"
1100 A$=INKEY$:IF A$=""GOTO 1100
1110 IF A$="5" THEN RETURN
1120 CASE=INSTR(1,"1234",A$)
1130 ON CASE GOSUB 1200,1400,160
0,1800
1140 GOTO 1000
1200 'PRESENT VALUE OF UNIFORM S
ERIES
1210 CLS
1215 PRINT"PRESENT VALUE OF UNIF
ORM SERIES":PRINT
1220 INPUT"NUMBER OF PERIODS";N
1230 INPUT "INTEREST RATE/PERIOD
(%)" ;IP
1240 I=IP/100
1250 INPUT "PERIODIC AMOUNT";A
1260 Q=(1+I)^N
1270 PA=(Q-1)/(I*Q)
1280 P=PA*A
1285 PRINT P$
1290 PRINT USING F1$;P
1300 PRINT"DO ANOTHER? (Y OR N)"
;
1305 A$=INKEY$:IF A$=""GOTO 1305
1307 IF A$="P" AND QQ=1 THEN A=U
SR0(0)
1310 IF A$="Y" THEN GOTO 1210 EL
SE IF A$="N" THEN RETURN ELSE GO
TO 1305


```



The Saint John Gallery
Presents:

THE ASTRO FORTUNE TELLER

A VERIFIABLE ORACLE
BASED UPON YOUR PERSONAL
PLANETARY CONFIGURATIONS
AFTER ENTERING YOUR GIVEN NAME
YOUR BIRTHDATE & THE PRESENT DAY
YOU RECEIVE THE ANSWER TO ANY
OF 30 PREDEFINED QUESTIONS
THOSE QUESTIONS OF LIFE • LOVE •
SUCCESS • MARRIAGE • FORTUNE •
MOST OF ASKED BY MEN & WOMEN
THIS PROGRAM IS OVER 150K YET DUE
TO MODULAR APPROACH WILL RUN ON 32K-512K SYSTEMS
FOR THE SERIOUS INQUIRER OR GREAT FOR PARTIES !!
The Astro Fortune Teller - DISK \$21.95




THE BEST BBS

WILL WORK WITH COCO'S OWN SERIAL PORT & ANY AUTO-ANSWER
MODEM • 1-4 DRIVES • 32K-512K DISK \$18.00

Temple Of Lost Ark + ADV. 32K (TEXT) DISK \$12.95

DISK EDITOR II INNOVATIVE TECHNIQUE
LETS YOU EDIT YOUR
DISKS LIKE LARGE WORD PROCESSING FILES - DISK \$ 18.00



THE ULTIMATE KARATE GAME. (64K)
DOZENS OF FULL COLOUR SMOOTHLY ANIMATED
ASSASSINS & NINJAS & HI-RES SCREENS
BATTLE SOLO OR ANOTHER PLAYER \$21.95



CITY BOMBER - PILOT 9 DIFFERENT FLYERS
DESTROY 12 DIFFERENT CITIES
9 SCREENS • 9 SCENARIOS • 3 SPEEDS • 3 LEVELS
100% ML PROGRAMING 32K CoCo 1.2 OR 3 DISK \$18.00

THE SOUND MACHINE
HAVE YOUR COCO DIGITIZE AND SAVE YOUR SPEECH
DOZENS OF SAMPLES INCLUDED •
OUTSOUND MAX HEADROOM
THE FIRST & BEST SOUND DIGITIZER
PLAY IT BACK • PLAY IT BACKWARDS
"CHIP MONK" RE-SEQ. ETC. COMES WITH BASIC
INTERFACE • MIN REQ 52K DISK \$19.95

Printer Lightning

FROM COLORENTURE PRINT SPOOLER 49-398K BUFFER
WORK OR PLAY GAMES WHILE YOU PRINT-FAST-DISK \$10.00

Backup Lightning 512K

FROM COLORENTURE • FASTEST DISK DUPLICATOR OUT
COPIES IN ONE PASS @ 35/40/80 TAK'S @ 05-9
TIME TO FORMAT & WRITE EACH COPY-6M'S RATE-40 SEC.
NO MORE DISK SWITCHING-EASY TO USE- DISK \$10.00

SEND CHEQUE OR M.O. \$1.75 P&H (CANADA \$2.75) TO
ST. JOHN GALLERY, P.O. BOX 613 MT. SINAI N.Y. 11766

```

1400 'PRESENT VALUE OF GRADIENT
SERIES
1405 CLS
1407 PRINT"PRESENT VALUE OF GRAD
IENT":PRINT"SERIES":PRINT
1410 INPUT"NUMBER OF PERIODS";N
1415 INPUT "INTEREST RATE/PERIOD
(%)";IP
1420 I=IP/100
1425 INPUT"PERIODIC INCREASE ($)
";G
1430 Q=(1+I)^N
1435 A=(Q-1)/(I*Q)
1440 B=N/Q
1445 R=(A-B)/I
1450 P=R*G
1455 PRINT P$:PRINTUSING F1$;P
1460 PRINT"DO ANOTHER? (Y OR N)"
;
1462 A$=INKEY$:IF A$="" THEN GOT
O 1462
1463 IF A$="P" AND QQ=1 THEN A=U
SR0(0)
1464 IF A$="Y" AND QQ=1 THEN 140
5 ELSE IF A$="N" THEN RETURN EL
E GOTO 1462
1465 RETURN
1600 'PRESENT VALUE OF PROPORTIO
NAL SERIES
1605 CLS
1607 PRINT"PRESENT VALUE OF PROP
ORTIONAL":PRINT"SERIES":PRINT
1610 INPUT "NUMBER OF PERIODS";N
1615 INPUT"INTEREST RATE/PERIOD(
%)";IP
1620 I=IP/100
1625 INPUT "RATE OF INCREASE(%)"
;RP
1630 R=RP/100
1635 INPUT"FIRST PERIOD AMOUNT";
C
1640 Q=I+1
1645 IF R=I THEN 1705 ELSE IF R<
I THEN 1675 ELSE 1650
1650 ' R>I
1655 X=((1+R)/Q)-1
1660 FA=((X+1)^N)-1/X
1665 PC=FA/Q
1670 GOTO 1715
1675 ' R<I
1680 X=(Q/(1+R))-1
1685 QX=(1+X)^N
1690 PA=(QX-1)/(X*QX)
1695 PC=PA/(1+R)
1700 GOTO 1715
1705 ' R=I
1710 PC=N/Q
1715 ' FINAL COMPUTATION
1720 P=C*PC
1725 PRINT P$:PRINTUSING F1$;P
1727 PRINT"DO ANOTHER? (Y OR N)"
;
1730 A$=INKEY$:IF A$=""THEN GOTO
1730
1732 IF A$="P" AND QQ=1 THEN A=U
SR0(0)
1734 IF A$="Y" THEN GOTO 1605 EL
SE IF A$="N" THEN RETURN ELSE GO
TO 1730
1735 RETURN
1800 'PRESENT VALUE OF FUTURE SU
M
1805 CLS
1807 PRINT"PRESENT VALUE OF FUTU
RE SUM":PRINT
1810 INPUT "NUMBER OF PERIODS";N
1815 INPUT"INTEREST RATE/PERIOD
(%)";IP
1820 I=IP/100
1825 INPUT"FUTURE SUM";F
1830 PF=1/(1+I)^N
1835 P=F*PF
1840 PRINT P$:PRINTUSING F1$;P
1842 PRINT"DO ANOTHER? (Y OR N)"
;
1845 A$=INKEY$:IF A$="" THEN GOT
O 1845
1847 IF A$="P" AND QQ=1 THEN A=U
SR0(0)
1849 IF A$="Y" THEN GOTO 1805 EL
SE IFA$="N" THEN RETURN ELSE GOT
O 1845
2000 'MENU FOR UNIFORM SERIES VA
LUE
2010 CLS
2020 PRINT@64,"WHICH WOULD YOU L
IKE TO CONVERT"
2030 PRINT@96,"TO A UNIFORM SERI
ES VALUE?"
2040 PRINT@165,"1 PRESENT SUM (L
OAN)"
2050 PRINT@197,"2 GRADIENT SERIE
S"
2060 PRINT@229,"3 FUTURE SUM"
2070 PRINT@261,"4 RETURN TO MAIN
MENU"
2080 PRINT@353,"PRESS A NUMBER B
ETWEEN 1 AND 4"
2090 A$=INKEY$:IF A$=""GOTO 2090
2100 IF A$="4" THEN RETURN ELSE
CASE=INSTR(1,"123",A$)
2110 ON CASE GOSUB 2200,2600,280
0
2120 GOTO 2000
2200 'UNIFORM SERIES VALUE OF PR
ESENT SUM
2205 CLS
2207 PRINT"UNIFORM SERIES VALUE
OF PRESENT":PRINT"SUM":PRINT
2210 INPUT"NUMBER OF PERIODS";N
2215 INPUT "INTEREST RATE/PERIOD
(%)";IP

```

```

2220 I=IP/100
2225 INPUT"PRESENT SUM";P
2230 Q=(1+I)^N
2235 R=I*Q/(Q-1)
2240 A=R*P
2245 PRINT U$:PRINTUSING F1$;A
2247 PRINT"DO ANOTHER (Y OR N)?"
2250 A$=INKEY$:IF A$="" THEN GOT
O 2250
2252 IF A$="P" AND QQ=1 THEN A=U
SR0(0)
2255 IF A$="Y" THEN GOTO 2250 EL
SE RETURN
2600 'UNIFORM SERIES VALUE OF GR
ADIENT SERIES
2605 CLS
2607 PRINT"UNIFORM SERIES VALUE
OF GRADIENT":PRINT"SERIES":PRINT
2610 INPUT "NUMBER OF PERIODS";N
2615 INPUT"INTEREST RATE/PERIOD
(%)";IP
2620 I=IP/100
2625 INPUT"PERIODIC INCREASE";G
2630 AG=(1/I)-N/(((1+I)^N)-1)
2635 A=G*AG
2640 PRINT U$:PRINTUSING F1$;A
2645 PRINT"DO ANOTHER (Y OR N)?"
;
2650 A$=INKEY$:IF A$="" GOTO 265
0
2652 IF A$="P" AND QQ=1 THEN A=U
SR0(0)
2655 IF A$="Y" THEN GOTO 2605 EL
SE IF A$="N" THEN RETURN ELSE GO
TO 2650
2800 'UNIFORM SERIES VALUE OF FU
TURE SUM
2805 CLS
2807 PRINT"UNIFORM SERIES VALUE
OF FUTURE":PRINT"SUM":PRINT
2810 INPUT"NUMBER OF PERIODS";N
2815 INPUT"INTEREST RATE/PERIOD
(%)";IP
2820 I=IP/100
2825 INPUT"FUTURE SUM";F
2830 AF=I/(((1+I)^N)-1)
2835 A=AF*F
2840 PRINT U$:PRINTUSING F1$;A
2845 PRINT"DO ANOTHER (Y OR N)?"
;
2850 A$=INKEY$:IF A$="" GOTO 285
0
2852 IF A$="P"AND QQ=1 THEN A=US
R0(0)
2855 IF A$="Y" THEN GOTO 2805 EL
SE IF A$="N" THEN RETURN ELSE GO
TO 2850
3000 'MENU FOR FUTURE VALUE
3005 CLS
3010 PRINT@64,"WHICH WOULD YOU L
IKE TO CONVERT"
3015 PRINT@96,"TO A FUTURE VALUE

```

```

?"
3020 PRINT@165,"1 PRESENT SUM"
3025 PRINT@197,"2 UNIFORM SERIES
"
3030 PRINT@229,"3 GRADIENT SERIE
S"
3035 PRINT@261,"4 RETURN TO MAIN
MENU"
3040 PRINT@353,"PRESS A NUMBER B
ETWEEN 1 AND 4"
3045 A$=INKEY$:IF A$=""GOTO 3045
3050 IF A$="4" THEN RETURN ELSE
CASE=INSTR(1,"123",A$)
3055 ON CASE GOSUB 3200,3400,360
0
3060 GOTO 3000
3200 'FUTURE VALUE OF PRESENT SU
M
3205 CLS
3207 PRINT"FUTURE VALUE OF PRESE
NT SUM":PRINT
3210 INPUT"NUMBER OF PERIODS";N
3215 INPUT"INTEREST RATE/PERIOD"
;IP
3220 I=IP/100
3225 INPUT"PRESENT SUM";P
3230 FP=(1+I)^N
3235 F=FP*P
3240 PRINT F$:PRINTUSING F1$;F

```

THE SOFTWARE HOUSE

CELEBRATING OUR 4TH YEAR WITH RAINBOW!

DS/DD
DISKS



~~\$45/100~~
10/\$4.95

FLIPPY DISKS 10/\$7.95
FACTORY PUNCHED—USE BOTH SIDES. \$75/100
CERTIFIED ERROR FREE. W/SLEEVES, LABELS, W.P.

3 1/2" DISKS DS/DD 10/\$14.95

PRINTER RIBBONS

EPSON MX/RX/FX 70/80	\$5.00 EA.	6/\$28.00
GEMINI 10/10X/96	\$2.00 EA.	12/\$22.00
COLORS R-BR-BL-GR-PUR	\$3.00 EA.	5/\$12.00
R.S. DMP 130 BLACK	\$6.95 EA.	
COLORS RED-BLUE-GRN	\$7.95 EA.	

OTHER RIBBONS IN STOCK—CALL OR WRITE FOR QUOTE

ALL ITEMS 100% GUARANTEED. OFFER ENDS IN 30 DAYS

Add \$2.50 S/H in U.S.A. - Canada Add \$3.50 + \$1.00/LB
Michigan Residents Add 4% Sales Tax
Send Check/Money Order Payable to:

THE SOFTWARE HOUSE

9020 Hemingway, Redford, MI 48239

(313) 937-1313



Send Card Number & Exp. Date

Min. Charge Order \$20.00

```

3245 PRINT"DO ANOTHER (Y OR N)?"
;
3250 A$=INKEY$:IF A$="" GOTO 325
0
3252 IF A$="P" AND QQ=1 THEN A=U
SR0(0)
3255 IF A$="Y" THEN GOTO 3205 EL
SE IF A$="N" THEN RETURN ELSE GO
TO 3250
3400 'FUTURE VALUE OF UNIFORM SE
RIES
3405 CLS
3407 PRINT"FUTURE VALUE OF UNIFO
RM SERIES":PRINT
3410 INPUT"NUMBER OF PERIODS";N
3415 INPUT"INTEREST RATE/PERIOD
(%)";IP
3420 I=IP/100
3425 INPUT"PERIODIC AMOUNT";A
3430 FA=((1+I)^N)-1/I
3435 F=FA*A
3440 PRINT F$:PRINTUSING F1$;F
3445 PRINT"DO ANOTHER (Y OR N)?"
;
3450 A$=INKEY$:IF A$="" GOTO 345
0
3452 IF A$="P" AND QQ=1 THEN A=U
SR0(0)
3455 IF A$="Y" THEN GOTO 3405 EL
SE IF A$="N" THEN RETURN ELSE GOT
O 3450
3600 'FUTURE VALUE OF GRADIENT S
ERIES
3605 CLS
3607 PRINT"FUTURE VALUE OF GRADI
ENT SERIES":PRINT
3610 INPUT"NUMBER OF PERIODS";N
3615 INPUT"INTEREST RATE/PERIOD
(%)";IP
3620 I=IP/100
3625 INPUT"PERIODIC INCREASE";G
3630 FG((((1+I)^N)-1)/I)-N/I
3635 F=FG*G
3640 PRINT F$:PRINTUSING F1$;F
3645 PRINT"DO ANOTHER (Y OR N)?"
;
3650 A$=INKEY$:IF A$=""GOTO 3650
3652 IF A$="P" AND QQ=1 THEN A=U
SR0(0)
3655 IF A$="Y" THEN GOTO 3605 EL
SE IF A$="N" THEN RETURN ELSE GO
TO 3650
4000 'MENU FOR INTEREST RATE CON
VERSIONS
4010 CLS
4020 PRINT@64,"WOULD YOU LIKE TO
CONVERT:"
4030 PRINT@165,"1 NOMINAL ANNUAL
RATE TO"
4040 PRINT@197," EFFECTIVE ANNU
AL RATE"
4050 PRINT@229,"2 EFFECTIVE ANNU

```

```

AL RATE TO"
4060 PRINT@261," NOMINAL ANNUAL
RATE"
4070 PRINT@293,"3 RETURN TO MAIN
MENU"
4080 PRINT@385,"PRESS A NUMBER B
ETWEEN 1 AND 3"
4090 A$=INKEY$:IF A$=""GOTO 4090
4100 IF A$="3" THEN RETURN ELSE
CASE=INSTR(1,"12",A$)
4110 ON CASE GOSUB 4300,4600
4120 GOTO 4000
4300 'NOMINAL TO EFFECTIVE
4310 CLS
4315 PRINT"NOMINAL TO EFFECTIVE"
:PRINT
4320 PRINT"NUMBER OF COMPOUNDING
":PRINT"PERIODS/YEAR"
4340 INPUT"(FOR CONTINUOUS INPUT
0)";M
4350 INPUT"NOMINAL ANNUAL RATE";
IP
4355 I=IP/100
4360 IF M=0 THEN 4380
4370 IA=(1+I/M)^M-1:GOTO 4390
4380 IA=EXP(I)-1
4390 PRINT"EFFECTIVE ANNUAL RATE
IS:":PRINTIA*100;"%"
4400 PRINT"DO ANOTHER (Y OR N)?"
;
4410 A$=INKEY$:IF A$="" GOTO 441
0
4415 IF A$="P" AND QQ=1 THEN A=U
SR0(0)
4420 IF A$="Y" THEN GOTO 4310 EL
SE IF A$="N" THEN RETURN ELSE GO
TO 4410
4600 'EFFECTIVE TO NOMINAL
4610 CLS
4615 PRINT"EFFECTIVE TO NOMINAL"
:PRINT
4620 PRINT"NUMBER OF COMPOUNDING
":PRINT"PERIODS/YEAR"
4630 INPUT"(FOR CONTINUOUS, INPU
T 0)";M
4640 INPUT"EFFECTIVE ANNUAL RATE
";IP
4650 IA=IP/100
4660 IF M=0 THEN GOTO 4690
4670 I=(1+IA)^(1/M)-1
4680 NI=I*M:GOTO 4700
4690 NI=LOG(1+IA)
4700 PRINT"NOMINAL ANNUAL RATE I
S:":PRINTNI*100;"%"
4710 PRINT"DO ANOTHER (Y OR N)?"
;
4720 A$=INKEY$:IF A$=""GOTO 4720
4725 IF A$="P" AND QQ=1 THEN A=U
SR0(0)
4730 IF A$="Y" THEN GOTO 4610 EL
SE IF A$="N" THEN RETURN ELSE GOT
O 4720

```


Still pounding away at that keyboard?



Save Time and Money with a Combination Subscription!

SAVE up to 19%

when you buy a joint subscription to the magazine and either RAINBOW ON TAPE or RAINBOW ON DISK! A one-year subscription to THE RAINBOW and RAINBOW ON TAPE is only \$91 in the U.S., \$108 in Canada, \$153 foreign surface rate and \$188 foreign airmail. A one-year subscription to THE RAINBOW and RAINBOW ON DISK is only \$115 in the U.S., \$138 in Canada, \$183 foreign surface rate and \$218 foreign airmail.*

Every month, these convenient services bring you as many as 24 ready-to-run programs. Using the current issue of THE RAINBOW as documentation, all you have to do is load and run them. A one-year combination subscription to THE RAIN-

BOW and RAINBOW ON TAPE or RAINBOW ON DISK give you more than 230 new programs! The typing time you save can be spent enjoying your CoCo!

RAINBOW ON TAPE For No-Fuss Fun

Back issues of RAINBOW ON TAPE are available beginning with the April 1982 issue. A single copy of RAINBOW ON TAPE is \$10 within the United States; U.S. \$12 in all other countries. The annual subscription rate for RAINBOW ON TAPE is \$80 within the U.S.; U.S. \$90 in Canada; and U.S. \$105 for all other countries.*

RAINBOW ON DISK Offers OS-9 Programs

In addition to all the programs offered on tape, part of one side of RAINBOW ON DISK is formatted for the OS-9 operating system. That means you can now get all the OS-9 programs from the magazine — programs that cannot be put on tape. Back issues of RAINBOW ON DISK are available beginning with October 1986. Subscriptions to RAINBOW ON DISK are \$99 a year in the U.S. Canadian rate is U.S. \$115. All other countries, U.S. \$130. Single copy rate is \$12 in the U.S.; U.S. \$14 in Canada; and U.S. \$16 in all other countries.*

To order by phone (credit card orders only), call (800) 847-0309, 8 a.m. to 5 p.m. EST. All other inquiries call (502) 228-4492.

Look for our envelope located between pages 66 and 67 for ordering individual subscriptions to THE RAINBOW, RAINBOW ON TAPE and RAINBOW ON DISK.

YES! Sign me up for a joint 1-year subscription (12 issues) to:

- THE RAINBOW and RAINBOW ON TAPE
 THE RAINBOW and RAINBOW ON DISK
 NEW RENEWAL (attach labels)

Name _____

Address _____

City _____ State _____ ZIP _____

Payment Enclosed (*payment must accompany order)

Charge: VISA MasterCard Am. Express

Account Number _____

Signature _____ Exp. _____

*U.S. currency only, please. In order to hold down costs, we do not bill. Kentucky residents add 5% sales tax. Please allow 6 to 8 weeks for delivery of first copies. Joint subscriptions to THE RAINBOW and RAINBOW ON TAPE or RAINBOW ON DISK begin with the current issue.

Please note: While group purchases of RAINBOW ON TAPE and RAINBOW ON DISK are permitted (and multiple subscriptions are even discounted, if purchased in one order from a club), no license to make copies is conveyed or implied. Yes, your group may even purchase a subscription to our disk/tape services, but such purchase in no way authorizes that any copies be made of that original disk/tape. Specifically, this means that the original disk/tape itself may indeed be kept in a club library for use by members. However, a group purchase *does not* entitle club members, individually or as a group, to copy that disk/tape.

Unauthorized copying of any copyright product is strictly illegal. The copyright (right to make copies) is in no way conveyed in the purchase transaction.



Keep track of your valuables and their I.D. numbers

Home Inventory Manager

By Bill Tottingham

You have just arrived home after a crime prevention seminar in time to notice a couple of hairy thugs in a moving van driving off with what seems to be all your prize possessions. Indeed, upon examination of your abode, you come to the conclusion that you have been robbed.

The police are very helpful, checking for fingerprints and such, and finally asking you for a list of the stolen items and their serial numbers. You immediately give them a printout of these items . . . *What? . . . No list?*

Bill lives in Milton, Wisconsin, and is a free-lance programmer, an auto body worker and a programming consultant to high-tech developments.



Unfortunately, this scenario is not uncommon, and anyone who has experienced it knows that without a list of items and their serial numbers, your chances of ever recovering your possessions are greatly diminished. What's more, many insurance companies now require such a list before they pay off.

Home Inventory File may be your answer. The program keeps track of all your items, their serial numbers, their brand names, their value, and any specific information that will make identification easy.

The program works on a 16K ECB machine, tape or disk. If you have a 64K CoCo, you can clear more memory in Line 20 and change the value of DA in Line 30 to handle more items. The printer control codes, assigned in lines 1040 through 1070, are set up for the Radio Shack DMP-130.

The first screen you see after running the program gives you the option of creating a file for disk or tape or loading a file from disk or tape. As we're just starting, pick "Create File."

Enter the data, keeping the length under 14 characters for each of the first four entries. The fifth entry can be up to 111 characters — this is where you enter any specific information.

After the fifth entry, you are asked if the information is correct. If you answer no (N), you will be asked what line you want to change. After making any necessary changes, answer yes (Y) to the information prompt.

Here you can press A to add another item, S to save to disk or tape, or V for view.

After entering all the items, press S. You will be asked for a filename before operations continue. When you have supplied one, you will be put in the View mode, from which you can print your hard copy, delete an item, add more items, view items (use up and down

INVENTORY			
ITEM	BRAND	VALUE	SERIAL #
TV	PANASONIC	319	2453564
CMTS: CABLE-READY, REMOTE			
VCR	MITSUBISHI	400	3532632
CMTS: 4 HEADS, STEREO			
COLOR COMPUTER	RADIO SHACK	199	4364345
CMTS: COCO 3			
MONITOR	TANDY	300	3478948
CMTS: RGB/COMPOSITE			
DISK DRIVE	IBM	279	3987382
CMTS: DUAL DRIVE			
PRINTER	TANDY	330	3485793
CMTS: DMP-130			

arrows to scroll through the file), save your file, or quit.

The View mode is also the mode you enter after loading a file. This is a simple process — from the entry menu just select the load option and respond to the filename prompt.

After you play with the program for a while, you will see how simple it is to use. On a 16K CoCo with disk, you may

have to change the value of DA in Line 30 to a lower value to avoid an OS Error. Most importantly, don't forget to put your disk and hard copy somewhere safe!

(Questions or comments about this program may be directed to the author at 3916 Lakeshore Drive, Milton, WI 53563. Please enclose an SASE when writing for a response.)

***** ASSEMBLY LANGUAGE PROGRAMMING THE BOOK**
TRS-80 COLOR COMPUTER
 This hands-on guide for the CoCo 1 & 2 begins with the basics and progresses to the expert level. Written as a tutorial, it takes you each step to assembly language programming, use, and interrupt handlers. All the internal secrets of the SAM, PIA, MPU, memory, stack display, joysticks, serial port, cassette, graphic keyboard, ROM, and sound are revealed. The best - excellent reference book - Be a CoCo expert - 289 pages - \$18.00 + \$1.50 s/h

THE ADDENDUM
 This picks up where *The Book* left off. It describes all the CoCo 3 enhancements and - what features and many are not explained - any place else. Super-Res Graphics - Virtual Memory - New Interrupts - \$12.00 + \$1.00 s/h

COCO 3 SPECIAL
 Both Books for \$27.00 + \$2.00 s/h

Online orders + free advice on Delphi

US check or money order
 RI orders add 6% sales tax

TEPCO
 68 James Court
 Portsmouth, RI 02871

✓	18064	82074
	390135	100079
	580161	END126

The listing: INVENTORY

```

0 *****
1 * HOME INVENTORY **
2 * (C)1986 **
3 * BY BILL TOTTINGHAM **
4 * BOX 331 MILTON, WI **
5 *****
10 PCLEAR1
20 CLEAR50000
30 DA=40
40 DIM I$(DA),B$(DA),C$(DA),S$(DA),V$(DA)
50 CLS0
60 PRINT@32," HOME INVENT
ORY"
70 PRINT@128,STRING$(255,32);STR
ING$(32,32)
80 PRINT@160," 1) CREATE DI
SK FILE"
90 PRINT@224," 2) CREATE TA
PE FILE"
100 PRINT@288," 3) LOAD DIS
K FILE"
110 PRINT@352," 4) LOAD TAP
E FILE"
120 I$=INKEY$
130 IF I$="1"THEN DN=1:GOTO180
140 IF I$="2"THEN DN=-1:GOTO180
150 IF I$="3"THEN DN=1:GOTO610
160 IF I$="4"THEN DN=-1:GOTO610
170 GOTO120
180 X=1
190 GOSUB840:GOSUB850
200 FORZ=1TO5
210 ON Z GOSUB860,880,900,920,94
0


```

```

220 IF I$(X)=""THEN210
230 NEXT Z
240 IF LEN(C$(X))>111 THEN C$(X)
="":GOSUB840:GOSUB850:GOSUB940:G
OTO250
250 PRINT@454,"INFORMATION CORRE
CT?"
260 I$=INKEY$
270 IF I$="N"THEN350
280 IF I$<>"Y"THEN260
290 PRINT@454,"(A)DD (V)IEW (S)A
VE "
300 I$=INKEY$
310 IF I$="A"THENX=X+1:GOTO190
320 IF I$="V"THEN NF=X:X=1:GOTO4
10
330 IF I$="S"THEN NF=X:GOTO560
340 GOTO300
350 PRINT@454,"LINE TO BE CORREC
TED?"
360 I$=INKEY$:IF I$=""THEN360
370 I=VAL(I$):IF I=0 THEN 360
380 IF I>5THEN360
390 ON I GOSUB860,880,900,920,94
0
400 GOSUB840:GOSUB850:GOTO240
410 IF I$(X)=""THEN470
420 CLS:PRINT@32+(32-LEN(I$(X))
/2,I$(X)
430 PRINT@129+(16-LEN(B$(X)))/2,
B$(X):PRINT@144+(16-LEN(S$(X)))/
2,"#";S$(X)
440 PRINT@191+(32-LEN(V$(X)))/2,
"$";V$(X)
450 PRINT@256,C$(X)
460 PRINT@384,"(D)ELETE (A)DD (H
)ARDCOPY (S)AVE":PRINT@451,"(Q)U
IT <ARROWS TO SCROLL>"
470 I$=INKEY$:IF I$=""THEN470
480 IF I$=CHR$(94)THENX=X+1:IF X
>NF THEN X=NF ELSE GOTO410:GOTO4
10
490 IF I$=CHR$(10)THEN X=X-1:IF
X<1 THENX=1 ELSE GOTO410:GOTO410
500 IF I$="D"THEN I$(X)="" :X=X-1
:IF X<1THEN X=NF ELSE GOTO410:GO
TO410
510 IF I$="H" THEN 1030
520 IF I$="A"THEN X=NF+1:GOTO190
530 IF I$="S"THEN560
540 IF I$="Q" THEN END
550 GOTO470
560 GOSUB960
570 I$=INKEY$:IF I$<>CHR$(13)THE
N570
580 GOSUB740
590 I$=INKEY$:IFI$=""THEN590
600 X=1:GOTO410
610 GOSUB 960
620 I$=INKEY$:IF I$<>CHR$(13)THE
N620

```

Mouse Tales By Logan Ward



```

63Ø GOSUB65Ø
64Ø :X=1:GOTO41Ø
65Ø 'READ FILE
66Ø X=Ø
67Ø OPEN"I",#DN,FILE$
68Ø X=X+1:NF=X
69Ø IF EOF(DN) THEN72Ø
70Ø INPUT#DN,I$(X),B$(X),S$(X),V
$(X),C$(X)
71Ø IF EOF(DN)=ØTHEN68Ø
72Ø CLOSE
73Ø RETURN
74Ø 'WRITE FILE
75Ø OPEN"O",#DN,FILE$
76Ø FOR X=1TO NF
77Ø IF I$(X)=""THEN81Ø
78Ø IF DN=1 THEN WRITE #DN,I$(X)
,B$(X),S$(X),V$(X),C$(X)
79Ø IF DN=-1 THEN PRINT #DN,I$(X)
,B$(X),S$(X),V$(X),C$(X)
80Ø IF X=NF THEN82Ø
81Ø NEXT X
82Ø CLOSE
83Ø RETURN
84Ø CLS:PRINT@8,"DATA ENTRY/EDIT
":RETURN
85Ø PRINT@68,"1) ITEM: ";I$(X):P
RINT@132,"2) BRAND: ";B$(X):PRIN
T@196,"3) SERIAL#: ";S$(X):PRINT
@26Ø,"4) VALUE: ";V$(X):PRINT@32
4,"5) COMMENTS: ";C$(X):RETURN
86Ø PRINT@77,STRING$(LEN(I$(X)),
32):PRINT@77,"";:LINEINPUTI$(X)
87Ø RETURN
88Ø PRINT@142,STRING$(LEN(B$(X))
,32):PRINT@142,"";:LINEINPUTB$(X)
)
89Ø RETURN
90Ø PRINT@2Ø8,STRING$(LEN(S$(X))
,32):PRINT@2Ø8,"";:LINEINPUTS$(X)
)
91Ø RETURN
92Ø PRINT@27Ø,STRING$(LEN(V$(X))
,32):PRINT@27Ø,"";:LINEINPUTV$(X)
)
93Ø RETURN

```

```

94Ø PRINT@337,STRING$(LEN(C$(X))
,32):PRINT@337,"";:LINEINPUTC$(X)
)
95Ø RETURN
96Ø CLS:PRINT@74,"FILE NAME??:P
RINT@1Ø6,"";:LINEINPUTFILE$
97Ø IF FILE$=""THEN96Ø
98Ø IF LEN(FILE$)>8THEN96Ø
99Ø IF DN=1THENPRINT@264,"PLACE
DATA DISK":PRINT@298,"IN DRIVE -
Ø-"
1ØØØ IF DN=-1 THEN PRINT@266,"PO
SITION TAPE":PRINT@294,"PRESS PL
AY & RECORD"
1Ø1Ø PRINT@46Ø,"<ENTER>"
1Ø2Ø RETURN
1Ø3Ø 'PRINTER ROUTINE
1Ø4Ø EO$=CHR$(27)+CHR$(14):'DOUB
LEWIDTH ON
1Ø5Ø ED$=CHR$(27)+CHR$(15):'DOUB
LEWIDTH OFF
1Ø6Ø UO$=CHR$(15):'UNDERLINE
1Ø7Ø UE$=CHR$(14):'END UNDERLINE
1Ø8Ø CLS:PRINT@37,"POSITION PRIN
TER HEAD":PRINT@364,"<ENTER>"
1Ø9Ø I$=INKEY$:IF I$<>CHR$(13) T
HEN1Ø9Ø
11ØØ PRINT#-2,STRING$(5,13)
111Ø PRINT#-2,TAB(31);EO$;"INVEN
TORY";ED$;STRING$(3,13)
112Ø PRINT#-2,TAB(Ø);UO$;TAB(8Ø)
;UE$
113Ø PRINT#-2,TAB(Ø);UO$;TAB(1Ø)
;"ITEM";TAB(3Ø);"BRAND";TAB(5Ø);
"VALUE";TAB(65);"SERIAL #";TAB(8
Ø);UE$
114Ø PRINT#-2
115Ø FOR X=1TONF
116Ø IF I$(X)=""THEN NEXT X
117Ø PRINT#-2,TAB(7);I$(X);TAB(2
5);B$(X);TAB(48);V$(X);TAB(63);S
$(X);CHR$(13)
118Ø PRINT#-2,TAB(5);"CMTS: ";C$(
X);STRING$(2,13)
119Ø NEXT X
120Ø X=1:GOTO41Ø

```

PREMIUM COCO3 512K UPGRADE

- Made in USA by J&R Electronics
- Memory chips socketed, user replaceable
- Rugged, long life construction
- Top mounted Memory for cooling
- Heavy duty POWER and GROUND planes to minimize memory errors due to noise
- High performance design, permits use of less expensive 150ns memory chips
- We supply Prime memory chips, not inferior pulls or fallouts*
- Includes RAMDISK, Spooler and Memory Test software on disk with 28 page User's Manual (We set the standard for 512K support software. We believe our software is uniquely powerful, as opposed to those 'Me, too' companies that charge extra for software with much less power!)

SPECIAL PRICES

#1010-29.95 JramR bare board plus connectors and software

#1014-39.95 JramR assembled & tested ØK (No memory chips) and software

*CALL (for latest price of #1014 with memory chips and other products)

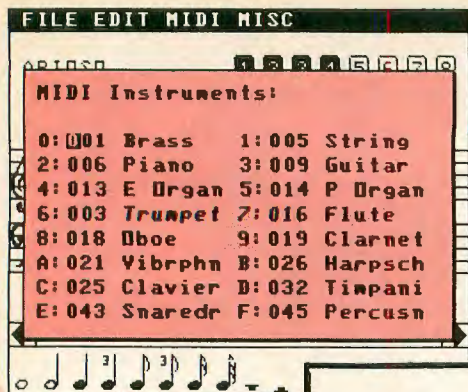
To place an order, write to: J&R Electronics, P.O. Box 2572, Columbia, MD 21045,
OR call (301) 987-9067-Jesse or (301) 788-0861-Ray

THE
ENTERTAINER

12 NEW GAMES OR PUZZLES

Mill - Nibbles - Mark 7 & more.
For all Cocos with 64K min.
To get all 12, send \$10 in check or
money order [no credit cards] to:

disk George Aftamonow
only 46 Howe St.
 Milford, CT. 06460



Introducing

COCO MIDI 2

Lyra
COMPATIBLE!

Coco 1, 2, 3
Compatible

Confused
about MIDI?
"Understanding
MIDI"
80 pages \$3.95



NOW Print
Single Voice/
Track files
using
LYRA PRINT
\$29.95

Now your COCO can talk to your MIDI music synthesizer. Whether you have a Korg, Roland, Casio, Yamaha, or Moog, it doesn't matter as long as it's MIDI equipped. Choose from our

entry level MUSICA MIDI system that plays MUSICA files or our Professional COCO MIDI 2 system.

- ✓ Supports 16 Track recording and playback.
- ✓ Adjustable tempo.
- ✓ Over 45 Kbytes available (Over 15,500 MIDI events possible).
- ✓ Record to any track.
- ✓ Low Level track editing.
- ✓ LYRA editing. (one voice per track).
- ✓ Playback from any number of tracks.
- ✓ Quantizing to 1/16, 1/32, 1/64 intervals.
- ✓ Dynamic memory allocation.

- ✓ Filter out MIDI data:
 - Key pressure
 - Control Change
 - Program change
 - Channel Pressure
 - Pitch wheel
 - System Message
- ✓ Graphic Piano Keyboard Display in both record and playback mode.
- ✓ Adjustable Key (Transposition) for each track.
- ✓ Save recording to disk for later playback or editing.
- ✓ Syncs to drum machine as MASTER or SLAVE.

- ✓ PUNCH IN and PUNCH OUT editing.
 - ✓ Sequencer features.
 - ✓ 100% machine code.
 - ✓ "Musician Friendly" Menu Driven.
 - ✓ Metronome
 - ✓ Many songs included.
- Includes MIDI hardware interface, 2 MIDI cables, detailed manual, and software. Requires 64K CoCo, Y-Cable or Multi-Pak.
- COCO MIDI 2** (disk only) #CM147 . . . \$149.95
DOUBLE Y-CABLE #DY181 \$28.95
TRIPLE Y-CABLE #TY173 \$34.95

DX LIBRARIAN™

Save and load voice parameters for the Yamaha DX series of synthesizers (DX-7, DX-100, DX-21 etc.). Save sounds individually or as a group letting you load the entire synthesizer in seconds.

Comes with professionally developed voices for the DX-7 worth 10 times the price. Requires COCO MIDI hardware interface.
DX LIBRARIAN (Disk only) #DX143 \$39.95

CASIO LIBRARIAN

Save and load voice parameters for any Casio synthesizer (CZ-101, CZ-1000, CZ-5000 etc.) You can save from the: presets, cartridge,

memory or buffer. Requires COCO MIDI hardware interface.
CASIO LIBRARIAN (Disk only) #CL169 \$39.95

MUSICA MIDI™

MUSICA MIDI takes any MUSICA 2 music file and plays it through your MIDI synthesizer. We offer you over 800 tunes from our MUSIC LIBRARY series (sold separately) or create your own music

using MUSICA 2. Includes: documentation, plenty of music, and the cable to connect between the COCO and your synthesizer.
MUSICA MIDI Complete (Disk Only) #CM126 \$39.95

MIDI KEYBOARD

If you own the Casio CZ-101 or similar MIDI synth, you know that the mini keys and the short 3 or 4 octave keyboard is limiting. **MIDI KEYBOARD** when used with our full size 5 octave keyboard

gives you the flexibility you need. Comes with cable to connect the COCO to your MIDI synth.
MIDI KEYBOARD (Disk only) #MK167 \$29.95

NEW!
LYRA PRINT
 NOW PRINT LYRA
 FILES ON YOUR
 RADIO SHACK,
 OKIDATA 92,
 GEMINI, PANASONIC
 & COMPATIBLE
 PRINTER
\$29.95

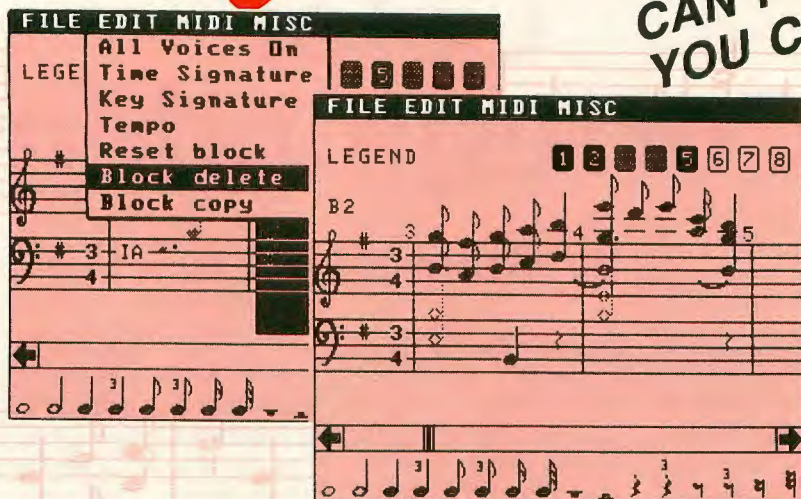
Lyra™

The Musical
 Coco Max™

IF YOU
 CAN POINT,
 YOU CAN COMPOSE

PULL
 DOWN
 MENUS

ICONS!



Coco 1, 2, 3
 Compatible

A MUST
 FOR MIDI
 USERS

LYRA is the most powerful music composition program we have seen on any computer. We don't mean just the COCO, we really mean any computer. Whether you are a novice trying to learn music or a professional musician with MIDI equipment you will find LYRA a powerful tool. You

see, we wrote LYRA for musicians that hate computers. If you want proof, purchase a LYRA demo for \$7.95. We will apply the demo price to your purchase. MIDI output requires the LYRA MIDI cable (#MC158) or COCO MIDI Seq/Editor (#CM147).

- ✓ Ultra Easy to use, just point with joystick or mouse and click.
- ✓ Compose with up to 8 completely independent voices.
- ✓ Room for over 18,000 notes. (This is not a misprint!)
- ✓ Super Simple Editing Supports:

Note insert	Block insert
Note delete	Block delete
Note change	Block copy
- ✓ Output music to:

TV Speaker	Monitor Speaker
STEREO PAK	ORCHESTRA 90
SYMPHONY 12	COCO MIDI S/E
MIDI Synth	MIDI Drum Machine
- ✓ Output up to 4 voices without additional hardware.

- ✓ Output all 8 voices using either SYMPHONY 12 or one or more MIDI synthesizers and drum machines.
- ✓ Output any voice on any of the 8 MIDI channels.
- ✓ Transpose music to any key.
- ✓ Modify music to any tempo.
- ✓ Automatically inserts bar for each measure as you compose.
- ✓ Key signature lets you specify sharps and flats only once, LYRA will do the rest.
- ✓ Plays MUSICA 2 files using LYRA CONVERT (#LC164).
- ✓ Each voice may be visually highlighted or erased.
- ✓ Each measure is numbered for easy reading.

- ✓ Solo capability
 - ✓ Block edits are highlighted.
 - ✓ Tie notes together for musical continuity.
 - ✓ Name of note pointed to is constantly displayed.
 - ✓ Jump to any point in the score instantaneously.
 - ✓ Memory remaining clearly displayed, however you will have plenty of memory even for the most demanding piece.
 - ✓ Help menu makes manual virtually unnecessary.
 - ✓ LYRA is 100% software, no need for extra hardware unless you want more power.
 - ✓ Music easily saved to tape or disk.
 - ✓ Requires 64K and mouse or joystick.
- LYRA (Disk only) #LY122 \$54.95**

LYRA OPTIONS

These LYRA options are **not** required. They are provided for those wishing additional flexibility.

LYRA CONVERT

A program to convert MUSICA 2 files to LYRA files.
 (Disk) #LC164 **\$14.95**

VERSION UPDATE

To receive the latest version of LYRA return your original disk. #UP162 **\$10.00**

LYRA MIDI CABLE

A cable to connect your computer to your MIDI synthesizer.
 #MC158 **\$19.95**

LYRA SYMPHONY 12 ENHANCER

Lets LYRA play all 8 voices through SYMPHONY 12.
 (Disk) #LS177 **\$19.95**

LYRA LIBRARY

A collection of 50 songs ready to play for hours. Most have 7 and 8 voices. #LL137 . . . **\$39.95**

SYMPHONY 12

A real hardware music synthesizer, lets LYRA play all 8 voices in stereo.
 (T or D) #SY149 **\$69.95**

COCO MID Seq/Editor

A professional quality MIDI interface for MIDI synthesizers.
 (Disk only) #CM147 **\$149.95**

MUSIC LIBRARY

A collection of over 900 songs. When used with CONVERT, it gives an incredible LYRA library. Each volume 100 songs.
 (T or D) #MLXXX **\$29.95**

COCO MAX is a trademark of Colorware.
 ORCHESTRA 90 is a trademark of Radio Shack.

We accept CASH, CHECK, COD, VISA and MASTER CARD orders.
 Shipping and handling US and Canada \$3.00
 Shipping and handling outside the US and Canada \$5.00
 COD Charge \$2.00
 Illinois residents add 6¼% sales tax.

Speech Systems

**38W255 DEERPATH ROAD
 BATAVIA, ILLINOIS 60510
 (312) 879-6880**



A mini word processor for your
letter-writing needs

Color Correspondent

By Arthur S. Hallock

Letter Writer is a simple menu-driven word processor that's great to use when you need to knock off something short, like a letter.

To use the program, just load and run. It is 99.44 percent self-prompting, and gives a colorful (although perhaps non-professional) screen appearance, while attempting to help you compose a letter (a dying art in itself).

After loading and running, you find yourself at the main menu, presented with eight options:

- C Commence a new letter
- A Add to an existing letter
- E Edit, inquire, view page
- L Load page — tape or disk
- H Hard copy on printer
- S Save page — tape or disk
- X Exit — terminate program
- P Print: fanfold envelope

To begin a letter, press C. You must enter the line length of the letter by selecting your margins when prompted. For simplicity's sake, I usually use 8 and 88, giving me an 81-character line, which works well for my DMP-110 printer in its proportional font mode. (This program is presently set up for the Radio Shack DMP-110 at 1200 baud.)

The tab guide helps to educate your

Originally trained in electronics, with home courses and 13 years with the Bell Telephone System, Arthur Hallock switched to computers five years ago. He works as a police dispatcher and runs a computer repair service as a hobby.

guess as to the indentation of your paragraphs, and the red "stopper" limits the line length to the length selected. If your line is too long, the program won't accept it and prompts you to re-enter (and shorten) the lines. Likewise, when in the Edit mode there is a series of dots that assist in the judgment of line length.

The program starts out allowing you to enter 44 lines of text, which just about fill one page if you're using a letterhead. When you reach the limit, the program switches screens and prompts you to request another number of lines. This may be up to 200 lines as the program is written, unless you want to dimension a larger buffer area (L\$ is now dimensioned to 200 in Line 40), and you're returned to the main menu. Press A to add to your letter, starting at Line 45.

The Edit mode allows you to proof-read your letter, viewing five lines at a time, as long as the line length is 91 or less. This fills the screen; if you use longer lines, viewing is more difficult as the top lines will be lost.

When used with cassette systems, the program pauses on a screen that allows

you to adjust your tape to whatever position you want, and then requests a filename. If, at this point, you enter a null (by pressing ENTER alone), the program will abort the load or save and return you to the main menu. Exiting the program aborts also, unless confirmed by a 'Y' for yes.

If you're using a disk system, you may enter DIR at the prompt for the filename to load — this allows you to view the directory. When you're running on disk, of course, you bypass the motor routine for cassette.

Everything else is self-prompting and self-explanatory. Although it was written for the 32K CoCo, with appropriate pruning the program will work in 16K. In either case, the program is very flexible. Unnecessary lines can be left out, and the INSTR command can be added to, or subtracted from, quite handily. In that way, you can dedicate the program to 16K, tape or disk, and make room for more text.

Change the printer baud rate in Line 30 to your favorite rate. Lines 1620 and 1730 check that the printer is online.

CHR\$(27);CHR\$(14)	start elongation
CHR\$(27);CHR\$(15)	end elongation
CHR\$(27);CHR\$(17)	select proportional character
CHR\$(27);CHR\$(19)	select standard character 10 CPI
CHR\$(27);CHR\$(20)	select condensed character 17 CPI
CHR\$(27);CHR\$(29)	select elite character 12 CPI
CHR\$(27);CHR\$(66)	select italic character

Table 1: DMP-110 Printer Control Codes

The control codes used in this program (see Table 1) are for the Radio Shack DMP-110 printer. Most Radio Shack dot matrix printers will work just fine with these codes. For other printers, you will find the listed control codes in lines 1500, 1590 and many lines from Line 2050 through Line 2360. One final note

on control codes. The code CHR\$(12) appears in several lines in the program. This code is interpreted by nearly every printer to mean "perform a form feed."

To use the envelope routine, just edit LH\$ and AD\$ in lines 2010 and 2020, and adjust the block in lines 1900 through 2370 to read with your name.

As the entire program is written in block form, any area can easily be tailored to your specifications.

(Questions or comments about this program may be directed to the author at Route 1, Box 198 HHH, Deming, NM 88030. Please enclose an SASE when writing for a reply.) □

✓	18043	1570133
	300235	1770225
	590171	192042
	820206	2150229
	1000234	2310205
	120099	2550198
	139087	END42

The listing: LETRRTR

```

10 GOTO 30      * LETRWTR/BAS
14 JAN 84      * ASHALLOCK
30 PCLEAR1:POKE150,41:CLS3 '***
   BAUDRATE SET TO 1200 DMP110*
40 CLEAR10000:DIML$(200)
50 DIMC(180),L(25),M(60),P(60),Q
   (60),R(96),Z(96)

```

```

90 GOTO2440
100 IF C>0 THEN30ELSE110
110 CLS3:PRINT@33,"** "BK$"start
   -up"BK$"routine"BK$" ***";PRINT@
   96,STRING$(32,182);:POKE1066,45
120 PRINT@162," WHEN ENTERING TE
   XT, ENTER ";:PRINTSTRING$(5,175)
   ;:PRINT@194," A PERIOD ( . ) T
   O EXIT ";
130 P=0:PRINT@258,;:INPUT" ENTER
   LEFT MARGIN ";L:L=L-1:IFL<0 THE
   N L=0:PRINT@257,STRING$(5,175);
140 PRINT@258," RIGHT MARGIN MUS
   T BE ";:PRINTSTRING$(5,175)
   " EQUAL TO OR LESS THAN 96 ";
150 PRINT@354," ";:INPUT"ENTER R
   IGH T MARGIN ";R
160 IFR=0 THEN90ELSEIFR<L THEN15
   0ELSE170

```

SPECIAL EVENT!

COCO GALLERY LIVE SHOWCASE YOUR BEST AT RAINBOWFEST

We are taking the popular "CoCo Gallery" on the road to RAINBOWfest Chicago — and we'd like you to submit your own graphics creations to be exhibited at the show!

RULES

- You can enter color or black-and-white photographs or printouts of your original artwork produced on the CoCo 1, 2 or 3. Entries should be framed, mounted or matted, and may not be smaller than 5-by-7 inches or larger than 11-by-14 inches.
- Don't send us anything owned by someone else; this means no game screens, digitized images from TV programs or material that's already been submitted elsewhere. A digitized copy of a picture that appears in a book or magazine is *not* an original work.
- Along with your entry, send a cover letter with your name, address and phone number, detailing how you created your picture (what programs you used, etc.). Please include a few facts about yourself, too!
- Your name, address and phone number, along with the title of your work, must be clearly marked on the back of each entry, and a disk copy of each piece must also be included.
- Entries may be mailed to THE RAINBOW before May 1, 1988, or brought to the RAINBOWfest registration booth by 10 a.m., Saturday, May 21.
- Your work will be returned if sent with a postage paid return envelope, or entries can be picked up at the close of the show — Sunday, May 22, at 4 p.m.

There will be two categories: one for graphics produced on the CoCo 1 and 2, and one for CoCo 3 graphics. Several awards will be made in each category. Winners will be determined by votes from RAINBOWfest attendees. In case of any ties, winners will be determined by our chief judge, CoCo Cat.

Prizes and ribbons will be presented Sunday, May 22, and winning entries will be published in the September '88 issue of THE RAINBOW. Send your entry to "CoCo Gallery Live," THE RAINBOW, 9509 U.S. Highway 42, Prospect, KY 40059.

RAINBOW FEST

CHICAGO MAY 20-22

RAINBOWfest is the only computer show dedicated exclusively to your Tandy Color Computer.

Nowhere else will you see as many CoCo-related products or be able to attend free seminars conducted by the top Color Computer experts. It's like receiving the latest issue of THE RAINBOW in your mailbox!

RAINBOWfest is a **great opportunity** for commercial programmers to **show off new and innovative products for the first time**. Chicago is the show to get information on capabilities for the new CoCo 3, along with a terrific selection of the latest CoCo 3 software. In exhibit after exhibit, there will be demonstrations, opportunities to experiment with software and hardware, and special RAINBOWfest prices.

Set your own pace between visiting exhibits and attending the valuable, free seminars on all aspects of your CoCo — from improving BASIC skills to working with the sophisticated OS-9 operating system.

Many people who write for THE RAINBOW — as well as those who are written about — are there to meet you and answer questions. You'll also meet lots of other people who share your interest in the Color Computer. It's a person-to-person event and a tremendous learning experience in a fun and relaxed atmosphere.

A special feature of RAINBOWfest is the **Educational Sandbox**, which features **child-oriented workshops** to give hands-on experience to an age group often neglected. There are sessions for the kindergarten through third-graders, and for fourth- through sev-

enth-graders. And, as an additional treat for CoCo Kids of all ages, we've invited frisky feline CoCo Cat to join us for the show. RAINBOWfest has something for everyone in the family!

If you missed the fun at our last RAINBOWfest in Princeton, why don't you make plans now to join us in Chicago? For members of the family who don't share your affinity for CoCo, there are many other attractions in the Chicago area.

The Hyatt Regency Woodfield offers special rates for RAINBOWfest. **The show opens Friday evening** with a session from 7 p.m. to 10 p.m. It's a daytime show Saturday — the CoCo Community Breakfast (separate tickets required) is at 8 a.m., then the exhibit hall opens promptly at 10 a.m. and runs until 6 p.m. On Sunday, the exhibit hall opens at 11 a.m. and closes at 4 p.m.

Tickets for RAINBOWfest may be obtained directly from THE RAINBOW. We'll also send you a reservation form so you can get a special room rate.

The POSH way to go. You can have your travel arrangements and hotel reservations handled through RAINBOW affiliate, POSH Travel Assistance, Inc., of Louisville. For the same POSH treatment many of our exhibitors enjoy, call POSH at (502) 893-3311. All POSH services are available at no charge to RAINBOWfest attendees.

BE THERE!

FREE SEMINARS

Rick Adams
Independent Programmer
Writing Commercial Software

Cray Augsburg
RAINBOW Technical Editor
OS-9 For Absolute Beginners

Bill Bernico
Independent Programmer
Writing in BASIC

Tom DiMarco, Sr.
Gimmesoft
Hard Drive Installation,
Operation and Maintenance

Marty Goodman, M.D.
RAINBOW Contributing Editor
CoCo Consultations

Ed Hathaway
Glenside CoCo Club
Organizing a CoCo Club

A. Buddy Hogan
Independent Programmer
Integrating CoCo 3 Into
Organizational Work

Donald Hutchison
RAINBOW CoCo SIG Database Manager
Introduction to RAINBOW's
CoCo SIG on Delphi

Jutta Kapfhammer
RAINBOW Managing Editor
Writing for Publication

Dale Lear
RAINBOW Contributor
Elements of Programming Games
Originality in Game Programming

Ross Litton
Howard Medical
Monitor Interfacing

Richard Parry
Cecil Houk
Speech Systems
Music and MIDI

Dale Puckett
RAINBOW Contributing Editor
Beginners Overview of OS-9
Beginners Overview of BASIC09

Logan Ward
Computer Center
Creative Uses for CoCo Max

Dick White
RAINBOW Contributing Editor
Spreadsheets for the CoCo

COCO COMMUNITY BREAKFAST

Dan Bruns — President, General Videotex Corporation

Our keynote speaker for the traditional CoCo Community Breakfast is Dan Bruns, president and chief executive officer of General Videotex Corporation (Delphi). Formerly a systems analyst for Sperry Univac, Mr. Bruns has helped Delphi grow into a major telecomputing information service and an important meeting place for the CoCo Community.

SPECIAL EVENT!

We're pleased to present The Educational Sandbox, a joint Tandy/RAINBOW effort. This is a computer workshop for RAINBOWfest kids. There will be two sessions on both Saturday and Sunday. One workshop will be for the kindergarten through third-grade set, and the other for fourth- through seventh-graders. Each workshop will last between 45 minutes and one hour, and will give the children and their parents hands-on experience in using Tandy computers and software.

RAINBOWfest - Chicago, Illinois
Dates: May 20-22, 1988
Hotel: Hyatt Regency Woodfield
Rooms: \$64 per night,
single or double
Advance Ticket Deadline: May 6, 1988

Join us at a future RAINBOWfest!

RAINBOWfest - Princeton, New Jersey
Dates: October 21-23, 1988
Hotel: Hyatt Regency Princeton
Rooms: \$88 per night,
single or double
Advance Ticket Deadline: Oct. 7, 1988

FREE T-Shirt to first five ticket orders received from each state.

First 500 ticket orders received get *The Rainbow Book of Simulations*.

YES, I'm coming to Chicago! I want to save by buying tickets now at the special advance sale price. Breakfast tickets require advance reservations.

Please send me:

_____ Three-day tickets at \$9 each total _____

_____ One-day tickets at \$7 each total _____

Circle one: Friday Saturday Sunday

_____ Saturday CoCo Breakfast
at \$12 each total _____

_____ RAINBOWfest T-shirts
at \$6 each total _____

(Advance sale-priced T-shirts
must be picked up at the door)

Handling Charge \$1 _____

TOTAL ENCLOSED _____

(U.S. Currency Only, Please)

Also send me a hotel reservation card for the
Hyatt Regency Woodfield (\$64, single or double
room).

Advance ticket deadline: May 6, 1988. Orders received less than two weeks prior to show opening will be held for you at the door. Tickets will also be available at the door at a slightly higher price. Tickets will be mailed six weeks prior to show. Children 4 and under, free; over 4, full price.

Make checks payable to: The RAINBOW. Mail to: RAINBOWfest, The Falsoft Building, 9509 U.S. Highway 42, P.O. Box 385, Prospect, KY 40059. To make reservations by phone, in Kentucky call (502) 228-4492, or outside Kentucky call (800) 847-0309.

Name _____
(please print)

Address _____

City _____ State _____

Telephone _____ ZIP _____

Company _____

Payment Enclosed, or Charge to:

VISA MasterCard American Express

Account Number _____

Exp. Date _____

Signature _____



```

170 IFR>(K+L+2) THENR=0:SOUND150
,5:GOTO140 ELSE180
180 R=R-1:Z=R-L:M=44:GOTO210
200 IFC=0 THEN90ELSE210
210 C=C+1:IFC=>M THEN1360
220 POKE282,0:CLS3:PRINT@128,STR
ING$(32,182);:PRINT@160,TAB(4);C
HR$(188)"5";:PRINTTAB(9);CHR$(18
8)"10";:PRINTTAB(14);CHR$(188)"1
5";:PRINTTAB(19);CHR$(188)"20";
230 PRINTTAB(24);CHR$(188)"25";T
AB(29);CHR$(188)"30";:PRINT@0,"t
ab"BK$"guide"BK$"and"BK$"end"BK$
"of"BK$"text"BK$"marker";
240 EN=96-Z:PRINT@192,"";:PRINTT
AB(Z);STRING$(EN,191);:PRINTSTR
ING$(32,183);
250 PRINT@357," MARGINS ARE"L+1"
AND"R+1";:PRINT@417," LINE LENGTH
IS"R+1-L"CHARACTERS ";
260 PRINT@480,STRING$(4,128);:PR
INT@484,"enter"BK$"a"BK$"period"
BK$"."BK$"to"BK$"end";:PRINTSTR
ING$(4,128);:POKE1535,128:POKE152
3,46
270 PRINT@71," LINE NUMBER "C" "
;:PRINT@192,;:LINEINPUTL$(C)
280 IFL$(C)="."THEN C=C-1:GOTO90
290 IF LEN(L$(C))>Z THEN300ELSE3
10
300 L$(C)="":PRINT@320," TOO LON
G- TRY AGAIN ":SOUND100,10:SOUND
50,10:FORD=1T010000:NEXT:GOTO220
310 IFLEN(L$(C))=0 THENL$(C)=" "
320 GOTO210
400 IFC=0 THEN90ELSEPOKE282,0
410 CLS3:PRINT@33,"** edit"BK$"r
outine **";:PRINT@96,;
420 Q=0:P=0
430 Q=Q+1:P=P+1
440 PRINTQ;TAB(4);L$(Q)
450 IFQ=C THEN480 ELSE460
460 IFP=5 THEN480
470 GOTO430
480 P=0
490 YY=0:PRINT"enter"BK$"line"BK
$"number"BK$"or"BK$"enter";:INPU
TTY
500 IF YY>C THEN490 ELSE510
510 IFYY<=0 THEN520 ELSE540
520 IFQ=C ANDP=0 THEN90ELSE530
530 CLS3:GOTO470
540 EE=0:EE=YY:YY=0:CLS3
550 PRINT@97," OLD LINE: ";:PRIN
TL$(EE):L$(EF)=L$(EE):L$(EE)=" "
560 PRINT@257,;:POKE282,0:PRINT
" NEW LINE: ";:PRINTSTRING$(Z,".
");:PRINT@268,;:LINEINPUTL$(EE)
570 IFL$(EE)=" " THENL$(EE)=L$(LF
):GOTO410

```

```

580 IFL$(EE)="."THEN L$(EE)="":E
E=EE-1:C=C-1
590 IF LEN(L$(EE))>Z THENPRINT"
TOO LONG - TRY AGAIN":L$(EE)="":
GOTO560
600 GOTO410
690 PRINT@480,BK$"touch"BK$"any"
BK$"other"BK$"key"BK$"to"BK$"ret
urn"BK$;:POKE1535,128:RETURN
700 POKE282,255:CLOSE
710 CLS4:PRINTSTRING$(64,182);:P
RINT@97," DID YOU SAVE YOUR LAST
PAGE? ";:PRINT@160,STRING$(64,1
82);:PRINT@257," TERMINATE ?...(
y"BK$"to"BK$"confirm)"BK$;
720 POKE1296,40:POKE1309,41:GOSU
B690
730 Q$=INKEY$:IFQ$=""THEN730
740 IFQ$="Y" ORQ$="y"THEN790
750 IFQ$<>"Y" ORQ$<>"y"THEN90
790 CLS3:PRINT"THE LETTER WRITER
PROGRAM IS","TERMINATED (C)19
84 ASHALLOCK","TYPE "CHR$(34)"CO
NT"CHR$(34)" TO CONTINUE WITHOUT
LOSS OF DATA ";:END
800 IFC=0 THEN2440ELSE810
810 CLS4:PRINT@39,"** save"BK$"r
outine **";:GOSUB2700:FORD=1T010
00:NEXT
820 IF DV=-1 THENPRINT@98," * *
* ready"BK$"cassette * * * ";ELS
EPRINT@98," * * * touch"BK$"S"BK
$"to"BK$"save * * *";:GOTO920
830 PRINT@227," [space] TURNS MO
TOR OFF ";
840 PRINT@291," [enter] TURNS MO
TOR ON ";
850 PRINT@358," TOUCH [s] TO SAV
E ";:GOSUB690
860 I$=INKEY$:IFI$=""THEN860
870 IFI$=" "THEN910
880 IFI$=CHR$(13)THEN900
890 IFI$="S" ORI$="s"THEN920 ELS
E90
900 PRINT@424," MOTOR IS on ";:
AUDIOON:MOTORON:GOTO860
910 PRINT@424," MOTOR IS off ";:
AUDIOOFF:MOTOROFF:GOTO860
920 CLS3:PRINT@97," NAME MUST BE
BETWEEN 1 AND 8 ";:PRINT@129,"
CHARACTERS LONG only ";
930 NE$="":PRINT@225," ENTER NAM
E YOU WISH TO SAVE ";:PRINT@257,
;:LINEINPUT" THIS FILE AS: ";NE$
940 IF LEN(NE$)=0 THEN2440
950 IF LEN(NE$)>8 THEN810ELSE960
960 PRINT@321," SAVING TO "TD$"
AS ";NE$" ";STRING$(5,175);
970 IF DV=-1 THENMOTORON:FORD=1T
0300:NEXT:MOTOROFF

```

```

98Ø OPEN"O",#DV,NE$
99Ø PRINT#DV,C,L,R,Z,M
1ØØØ FOR RR=1 TO C
1Ø1Ø PRINT#DV,L$(RR)
1Ø2Ø NEXT
1Ø3Ø CLOSE
1Ø4Ø PRINT@321," FILE IS SAVED A
S "NE$" ";STRING$(5,175);
1Ø5Ø IF DV=-1 THENMOTORON:FORD=1
TO1ØØ:NEXT:MOTOROFF
1Ø6Ø GOTO244Ø
1Ø7Ø GOTO244Ø
11ØØ IF C>Ø THEN3ØELSE111Ø
111Ø CLS3:PRINT@38,"** load"BK$
"routine **";:GOSUB27ØØ:FORD=1T
O1ØØØ:NEXT
112Ø IF DV=-1 THENPRINT@98," * *
* ready"BK$cassette * * * ";EL
SEIF DV=1THEN122Ø
113Ø PRINT@227," [space] TURNS M
OTOR OFF ";
114Ø PRINT@291," [enter] TURNS M
OTOR ON ";
115Ø PRINT@358," TOUCH [1] TO LO
AD ";:GOSUB69Ø
116Ø I$=INKEY$:IFI$=""THEN116Ø
117Ø IFI$="" THEN 121Ø
118Ø IFI$=CHR$(13)THEN12ØØ
119Ø IFI$="L" ORI$="1"THEN122Ø E
LSE9Ø
12ØØ PRINT@424," MOTOR IS on " :
:AUDIOON:MOTORON:GOTO116Ø
121Ø PRINT@424," MOTOR IS off " ;
:AUDIOOFF:MOTOROFF:GOTO116Ø
122Ø CLS3:GOSUB27ØØ:PRINT@1," SY
STEM SET TO "TD$" ";
123Ø '* SAVE ROUTINE
124Ø NE$="" :PRINT@225,,:INPUT" E
NTER NAME OF FILE ";NE$
125Ø IF LEN(NE$)=Ø THEN9Ø ELSEIF
NE$="DIR" THEN26ØØ ELSE126Ø
126Ø IF LEN(NE$)>8 THEN124Ø ELSE
127Ø
127Ø OPEN"I",#DV,NE$
128Ø INPUT#DV,C,L,R,Z,M
129Ø PRINT:PRINT" LEFT MARGIN SE
T AT ";L+1
13ØØ PRINT:PRINT" RIGHT MARGIN S
ET AT ";R+1
131Ø PRINT:PRINT" PAGE LENGTH SE
T AT ";M
132Ø FOR RR=1TO C
133Ø IF EOF(DV) THEN9Ø
134Ø LINEINPUT#DV,L$(RR)
135Ø NEXT:CLOSE:GOTO244Ø
136Ø CLS3:PRINT@33," YOU HAVE RE
ACHED THE LIMIT ";:PRINT@65," OF
YOUR PAGE LENGTH ";
137Ø PRINT@129," DO YOU WANT TO
INCREASE THE ";:PRINT@161," LENG

```

```

TH ( y OR ANY OTHER KEY)";
138Ø Y$=INKEY$:IFY$=""THEN138ØEL
SE139Ø
139Ø IFY$="Y"OR Y$="y"THEN14ØØEL
SE143Ø
14ØØ PRINT@225,,:MM=Ø:INPUT" ENT
ER NEW PAGE LENGTH ";MM
141Ø IFMM <M THEN14ØØ ELSE142Ø
142Ø M=MM:GOSUB69Ø
143Ø IFINKEY$=""THEN143Ø ELSE9Ø
149Ø '* PRINT FANFOLD ENVELOPE
ALL PRINTER CODES FOR DMP11Ø
15ØØ CLS4:PRINT@13Ø," READY PRIN
TER PAPER ";:GOSUB162Ø:PRINT@48Ø
," ANY KEY WHEN READY ";:EXEC&HA
171:PRINT#-2,STRING$(18,1Ø):PRIN
T#-2,CHR$(27);CHR$(17);
151Ø PRINT#-2,"Arthur S. Hallock
":PRINT#-2,"Route 1, Box 198HHH"
:PRINT#-2,"Deming, NM 88Ø3Ø"
152Ø PRINT#-2,STRING$(12,1Ø)
153Ø CLS4:PRINT@13Ø," ENTER ADDR
ESSEE: ";:PRINT@224," NAME: ";:PR
INT@256," ADDR: ";:PRINT@288," C
TST: ";:PRINT@32Ø," ZIP: ";:PRI
NT@224,;
154Ø POKE282,Ø:LINEINPUT" NAME:
";A$
155Ø LINEINPUT" ADDR: ";B$

```

**"I cannot imagine the CoCo 3 without ADOS-3;
it would not be a complete machine."
The RAINBOW, July 1987**

You've moved up to a CoCo 3. A powerful new machine. Now, it's time to give BASIC a shot in the arm, with ADOS-3. Wouldn't it be nice to turn on your machine and be greeted by an 80-column display, in the colors of your choice, with your own custom startup message? To run routinely at 2 MHz (double speed) without having to slow down for disk and printer operations? This and much, much more is possible with ADOS-3, our CoCo 3 adaptation of the acclaimed original ADOS, which shares the original's virtual 100% compatibility with commercial software. After customizing ADOS-3 using the provided configuring utility, you can have it burned into an EPROM that plugs into the Disk BASIC ROM socket, or just use it in RAM as a disk utility. (EPROM + burning will cost \$15-20; we provide information concerning how you can have this done.) Supports double-sided drives (35, 40, or 80 tracks). FAST and SLOW commands, auto line number prompts, RUNM command, keystroke macros, arrow-key scroll through BASIC programs, auto-edit of error line, and many more valuable features.

"ON A SCALE OF 1 TO 10, I RATE ADOS-3 A SOLID 15." RAINBOW, 7/87
Disk . . . \$34.95 Original ADOS for CoCo 1 or 2 . . . \$27.95 (See 6/87 RAINBOW review)
Original ADOS plus ADOS-3 . . . \$50.00

THE PEEPER

ML program tracer that multitasks with the target program. An excellent learning tool for the ML novice; an invaluable debugging aid for the expert. CoCo 1, 2, or 3 compatible.
Disk . . . \$23.95 Assembler source listing . . . Add \$3.00

MONITOR CABLES for CoCo 3

Magnavox 8CM515/8CM505/8CM643 . . . \$19.95 Sony KV1314CR . . . \$29.95

SPECTROSYSTEMS  11111 N. Kendall Drive,
Suite A108
Miami, Florida 33176
(305) 274-3899 Day or Eve

No delay on personal checks • Please add \$2.00 shipping • Sorry no credit cards or COD's

Frank Hogg Laboratory

12 Years of Service, Support, and Friendly Help!

DISCOUNT PRICE LIST

COCO HARD DRIVE SYSTEMS

30 Meg Burke&Burke System Complete	\$580.00
20 Meg High Speed System Complete	\$799.00
40 Meg High Speed System Complete	\$899.00

CoCo Hard Drive Interfaces

FHL HCA/WD High Speed Interface	119.00
(Uses WD 1002-05 above, includes software OS9 only)	
Burke & Burke XT PC style interface	69.95
B&B XT RTC w/battery clock/calendar	99.95
(See software listed under B&B to right)	

Hard Drive Controllers

WD PC RLL for Burke & Burke Interface	92.00
Western Digital WD 1002-05	\$289.00 210.00
(For FHL High Speed Hard Disk Interface)	
Adaptec 4000 SCSI/SASI	--- 162.00
Adaptec 4070 SCSI/SASI RLL	--- 162.00
(For Owl and Disto interfaces)	

HARD DRIVES (5.25" HALF HEIGHT)

MiniScribe High Quality Drives - 1 Year Warr.			
M3425+	21.4MB 53MS	\$395.00	281.00
M3438	32.7MB RLL 55MS	\$415.00	291.00
M3650	41.9MB 61MS	\$455.00	376.00
M3053	44.6MB 25MS	---	711.00
M6085	71.3MB 28MS Full Height	---	975.00
(Many others available - Call)			

DISK DRIVES (5.25" and 3.5" FLOPPY DISKS)

TEAC High Quality Drives - 1 Year Warr.			
FD55B	360K 40 Track DS 5.25"	---	118.00
FD55F	720K 80 Track DS 5.25:	---	151.00
FD35F	720K 80 Track DS 3.5"	---	147.00

DISK DRIVE CASES

Hard Drive case with 65W PS and Fan	103.50
(Holds 2 HH hard or floppy drives + controller)	
Dual Half Height Floppy Case w/PS	--- 75.00
XT with AT aspect with 150 Watt PS	--- 125.00

CABLES

ST506 Hard disk to controller, set 2	---	28.00
FHL HCA/WD 40 Pin Card edge 4'	---	25.00
FHL HCA/WD 34 Pin Card edge 4'	---	25.00
B&B 4' Cable Set	---	35.00

CoCo DECB SOFTWARE

B&B Hyper I/O run DECB on B&B hard drive	29.95
B&B Hyper III Ramdisk/spooler for above	19.95
eForth closeout continues (Hurry)	\$79.95 30.00

CoCo OS9 Level II w/512K *

The Wiz Communications software for CoCo 3	\$79.95	69.95
Sculptor (BIG SALE!!!)	\$450.00	149.00
Database - 4th generation language		
DynaStar Word Processor	\$150.00	100.00
DynaSpell spelling checker	\$94.50	45.00
by Dale Puckett		
Font Editor	\$29.95	19.95
Super Sleuth disassembler	\$50.00	40.00
Utlilix utilities set	\$49.95	40.00
UniCharger Unix like utilities	\$150.00	75.00
DYNACALC Spreadsheet	\$99.95	85.00
FBU Fast Hard disk Back Up	\$150.00	75.00
Pascal (Limited quantity)	\$99.95	55.00
B&B Wild and MV		19.95

BOOKS

Inside OS9 Level II	\$39.95	29.95
Starting Forth (Limited)	\$18.95	15.00

PRINTERS

Citizen			
120D 10" carriage 120CPS Draft	\$229.00	193.00	
120D-S Serial version of above	\$265.00	228.00	
Star micronics			
ND10 10" carriage 180CPS Draft	\$499.00	332.00	
NX15 15" carriage 120CPS Draft	\$499.00	374.00	
NB15 15" carriage 300CPS Draft	\$1399.00	945.00	
Panasonic			
P1080i 144CPS Draft	\$269.00	198.00	
P1092i 240CPS Draft	\$499.00	392.00	

MODEMS

Packard Bell			
PB1200+ 300/1200	\$199.00	129.00	
PB2400EM 2400 baud	\$595.00	256.00	

ORDERING INFORMATION VISA, M/C and AMEX. NY residents add 7% sales tax. US shipping add \$3.50. Please call for Air Express shipping. Send for FREE FHL NewsLetter and catalog.

* Most of our software requires OS9 LII and 512K.

Frank Hogg Laboratory, Inc.

770 James Street - Syracuse, NY 13203

Telex 646740 - FAX 315/474-8225

Call 315/474-7856

HARD DISK SYSTEMS INFORMATION

For the best and fastest hard disk systems, trust Frank Hogg Laboratory.

At Frank Hogg Laboratory, we have taken over 3 years of our knowledge and expertise in the manufacture of the well known QT 68000 based computers and applied it to the CoCo. Many of the components used in our hard disk systems are the same as that used in the QT!

Hard disk systems have been available for the CoCo for some years now, most are good reliable systems. However we have two new systems for the CoCo that are better. They are just as reliable as other systems, perhaps even more so. But they are both faster and less expensive.

Our top of the line system features Bruce Isted's interface for the Western Digital WD 1002-05 high speed controller.

Features; fastest system available, 1 megabyte transfer in 37 seconds!!, twice as fast as other systems!, supports 4 floppy and 3 hard drives, type ahead for both floppy and hard disk, auto boot OS9 L1 or L2 from hard or floppy disk. **Disadvantage;** does not support DECB. This is *the* system of choice for the serious OS9 user. 20 Meg systems are \$799 and 40 Meg systems are \$899. Other sizes are available.

Our second system features the Burke & Burke XT and XT RTC interface. This interface uses popular and inexpensive IBM PC type controllers. For this reason it is the least expensive hard disk system available today. Not as fast as the Isted system but faster than any other system available. It also supports RLL drives so we are able to offer a 30 Megabyte system for only \$580 COMPLETE! See the price list for other options.

Disadvantage; requires a multi-pak. **Note:** DECB support and other software options are listed on our price list.

ANNOUNCEMENT!

FRANK HOGG LABORATORY
BUYS OUT INVENTORY OF
Sculptor!
SELLS FOR LESS THAN
DISTRIBUTOR COST!!!

Frank Hogg Laboratory purchased the remaining inventory of another *Sculptor* distributor! Because we got them so low we can offer them to you at tremendous savings.

Sculptor for the CoCo III with OS9 Level II* is

ONLY \$149

\$149 is below distributor cost! The list price is \$450!! Once they are gone the prices will go back to normal. This is a great opportunity to buy the most powerful Database/4th Generation Language available today!! * Requires OS9 LII and 512K.

They won't last long.
Hurry and get yours today!!!!

Also on SALE *Sculptor* MS/DOS \$149
Sculptor OS9/68K \$499

See Dale Puckett's February and March 1988
Rainbow columns for more information on this
great package.

ORDERING INFORMATION VISA, M/C and AMEX. NY residents add 7% sales tax. US shipping add \$3.50. Please call for Air Express shipping. Send for FREE FHL NewsLetter and catalog.

* Most of our software requires OS9 LII and 512K.

Frank Hogg Laboratory, Inc.
770 James Street - Syracuse, NY 13203
Telex 646740 - FAX 315/474-8225
Call 315/474-7856

```

1560 LINEINPUT" CTST: ";C$
1570 LINEINPUT" ZIP : ";D$:POKE2
82,255
1580 PRINT#-2,TAB(45)A$:PRINT#-2
,TAB(45)B$:PRINT#-2,TAB(45)C$
1590 PRINT#-2,CHR$(27);CHR$(14);
:PRINT#-2,TAB(48)D$:PRINT#-2,CHR
$(27);CHR$(15);
1600 PRINT#-2,CHR$(27);CHR$(19);
:PRINT#-2,CHR$(12):GOTO90
1610 '* PRINTER TEST ROUTINE
1620 IF(PEEK(&HFF22)AND1)THEN163
0ELSERETURN
1630 SOUND200,3:PRINT@483,"** P
RINTER NOT READY ** ";:FORD=1TO
1000:NEXT:GOTO90
1700 IFC=0 THEN90ELSE1720
1710 '* CHECK PRINTER OPTIONS
1720 CLS3:PRINT@33,"** hardcopy
"BK$routine **";
1730 IF(PEEK(&HFF22)AND1)THENSOU
ND150,5:PRINT@129," printer IS n
ot TURNED on ";:PRINT@225," PLEA
SE CHECK, THEN TOUCH ";:PRINT@25
7,,:PRINT" [SPACE] ENTER FOR MEN
U ";:PRINT@289,,:LINEINPUT" EN
TER TO CONTINUE ";K$:IFK$=" "TH
EN90ELSE1720
1740 PRINT@97," DO YOU NEED A FO
RM FEED ? ";:PRINT@129," (Y OR
TOUCH ANY KEY ) ";
1750 Y$=INKEY$:IFY$=""THEN1750
1760 IFY$="Y"OR Y$="y"THEN 1770E
LSE1780
1770 PRINT#-2,CHR$(12)
1780 GOSUB1900:CLS3
1790 CP=0:PRINT@352,STRING$(2,12
8)"enter"CHR$(128)"zero"CHR$(128
)"to"CHR$(128)"return"CHR$(128)"
to"CHR$(128)"menu"STRING$(2,128)
;:PRINT@417,"";
1800 INPUT" NUMBER OF COPIES NEE
DED ";CP:IFCP=0 THEN90
1810 FORZZ=1TO CP
1820 FORE=1TO C
1830 PRINT#-2,TAB(L);L$(E)
1840 IF E=44 ORE=95 THENPRINT#-2
,CHR$(12):ELSE1860
1850 IFST$="Y"THENPRINT@481," TO
UCH [ENTER] TO CONTINUE ";ELSE18
60
1860 NEXT
1870 E=0:NEXT
1880 E=0:PRINT#-2,CHR$(12);:GOTO
90
1900 CLS3:PRINT@33,"** LETTERHEA
D AND ";:PRINT@67," SALUTATION
ROUTINE **";
1910 PRINT@129," SELECT LETTERHE
AD ";
1920 PRINT@195,"[a]RTHUR S. HALL
OCK ";

```

```

1922 PRINT@227,"[t]EXT ONLY
";
1930 I$=INKEY$:IFI$=""THEN 1930
1940 IFI$="A" ORI$="a" THEN1960
1942 IFI$="T" ORI$="t" THEN2180
1950 IFI$="" THENRETURNELSE1940
1960 CLS3:PRINT@33," LETTERHEAD
FOR ... ASHALLOCK ";
1970 POKE282,0
1980 PRINT@97," ";:LINEINPUT"DAT
E ";D$
1990 PRINT@225," SALUTATION OR H
EADING ";:PRINT@289,"";:LINEINPU
TSA$
2000 POKE282,255
2010 LH$="Arthur S. Hallock"
2020 AD$="Route 1, Box 198HHH
Deming, New Mexico 88030"
2030 GOTO2040
2040 PRINT#-2:PRINT#-2
2050 PRINT#-2,CHR$(27);CHR$(66);
CHR$(27);CHR$(14);
2060 PRINT#-2,TAB(8);LH$
2070 PRINT#-2,CHR$(27);CHR$(15);
2080 PRINT#-2,CHR$(27);CHR$(29);
2090 PRINT#-2,TAB(44);D$
2100 PRINT#-2,CHR$(27);CHR$(66)
2110 PRINT#-2,TAB(12)AD$
2120 PRINT#-2,CHR$(27);CHR$(29);
2130 PRINT#-2,STRING$(95,167)
2140 PRINT#-2:PRINT#-2
2150 PRINT#-2,CHR$(27);CHR$(29)
2160 PRINT#-2,TAB(L+1);SA$:PRINT
#-2
2170 RETURN
2180 CLS:PRINT@33,"** TEXT ENTRY
ROUTINE **"
2190 POKE282,0
2200 PRINT@128," ";:INPUT"DATE "
;D$
2210 PRINT@192," ";:INPUT"PAGE N
UMBER ";P$
2220 PRINT@256," ";:LINEINPUT"HE
ADER (96 CHARACTERS, MAXIMUM)";H
E$
2230 PRINT:PRINT" ";:INPUT"NUMBE
R OF LINES OF SPACE FROM THE P
OP OF PAGE ";N
2240 PRINT:PRINT" ";:LINEINPUT"T
ITLE OF ARTICLE OR PAGE ";
TT$
2250 TT=LEN(TT$):TU=96-TT:TA=TU/
6
2260 POKE282,255
2270 PRINT#-2,STRING$(N,10)
2280 PRINT#-2,CHR$(27);CHR$(20);
2290 PRINT#-2,D$;TAB(80)"Page "P
$
2300 PRINT#-2,CHR$(27);CHR$(29)
2310 PRINT#-2,HE$
2320 PRINT#-2,STRING$(96,167)
2330 PRINT#-2:PRINT#-2

```



```

2340 PRINT#-2,CHR$(27);CHR$(14);
2350 PRINT#-2,TAB(TA);TT$
2360 PRINT#-2,CHR$(27);CHR$(29);
CHR$(27);CHR$(15);CHR$(27);CHR$(
17);
2370 RETURN
2440 K=95:POKE282,255:BK$=CHR$(1
28):CLS3
2450 PRINTBK$"letter"BK$"writer"
BK$"program"BK$"in"BK$"basic"BK$
;
2460 PRINT@71,"** "BK$"main"BK$"
menu"BK$" **";
2470 PRINT@129,"c";:PRINT@132,"
COMMENCE A NEW LETTER ";
2480 PRINT@161,"a";:PRINT@164,"
ADD TO EXISTING LETTER ";
2490 PRINT@193,"e";:PRINT@196,"
EDIT, INQUIRE, VIEW PAGE ";
2500 PRINT@225,"1";:PRINT@228,"
LOAD PAGE - TAPE OR DISK ";
2510 PRINT@257,"h";:PRINT@260,"
HARDCOPY ON LINE PRINTER ";
2520 PRINT@289,"s";:PRINT@292,"
SAVE PAGE - TAPE OR DISK ";
2530 PRINT@321,"x";:PRINT@324,"
EXIT - TERMINATE PROGRAM ";
2540 PRINT@353,"p";:PRINT@356,"
PRINT : FANFOLD ENVELOPE ";

```

```

2550 PRINT@416," NOTE: "BK$"sav
e"BK$"page"BK$"if"BK$"you"BK$"ha
ve"BK$BK$BK$BK$"made"BK$"any"BK$
"changes"BK$"since"BK$"entry"BK$
BK$;
2560 PRINT@486," touch MENU choi
ce ";
2570 M$=INKEY$:IFM$=""THEN2570
2580 ON INSTR("PWACNELHSQXTpwacn
elhsqxt",M$)GOTO1500,100,200,100
,100,400,1100,1700,800,700,700,7
00,1500,100,200,100,100,400,1100
,1700,800,700,700,700
2590 GOTO2570
2600 DIR
2610 IFINKEY$=""THEN2610 ELSE122
0
2700 TD$="":IFPEEK(188)=14 THEN
D$="DISK" ELSETD$="TAPE"
2710 IF TD$="TAPE" THENDV=-1 ELS
E IFTD$="DISK" THENDV=1
2720 RETURN
9999 SV$="LETRWRTR":FORC=1TO3:CL
S3:PRINT@96," SAVING "SV$" TO TA
PE:"C";CSAVESV$:MOTORON:FORD=1TO
3000:NEXT:NEXT:FORD=1TO5000:NEXT
:MOTOROFF:CLS3:PRINT@96," "SV$"
IS SAVED"C-1"TIMES";:PRINT@416,;
:END

```

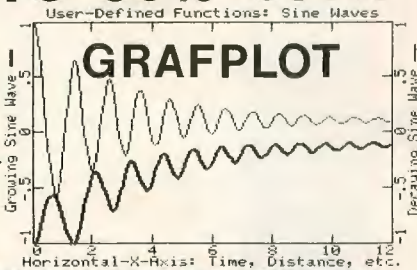
\$UPER \$ALE!

40% TO 33% OFF!!

GREAT VALUES
ORDER NOW!!

COMPATIBLE
WITH COCO 3

30 DAY
UNCONDITIONAL
MONEY-BACK
GUARANTEE!!



- * AUTOMATICALLY LOADS DATA FROM MOST POPULAR SPREADSHEETS.
 - * 291 GRAPHING SYMBOLS AND UNLIMITED OVERLAY OF DATA.
 - * AUTOMATICALLY SCALES AND LABELS ALL THREE OF THE AXES.
 - * CALCULATES MATH FUNCTIONS, INTEGRALS AND MOVING AVERAGES.
 - * FULLY AUTOMATIC, MENU DRIVEN W/ COMPLETE ERROR TRAPPING.
 - * FULL-PAGE SCREENPRINTS ON ANY PRINTER. SPECIFY WITH ORDER.
- REQUIRES 32K EXT. BASIC: TAPE - \$25.00 DISK - \$30.00
~~TAPE - \$40.00 DISK - \$45.00~~

NEW!! *Picture Perfect* NEW!!

PRINTER UTILITY
UNIVERSAL SCREENPRINT PROGRAM

- * COMPATIBLE WITH COCO III!!
- * "PERFECTLY SIMPLE" TO OPERATE - "SIMPLY PERFECT" RESULTS!
- * "PERFECTLY COMPATIBLE" WITH ALL DOT MATRIX PRINTERS!
- * GET "PERFECT CONTROL" OF: HEIGHT, WIDTH, POSITION, BAUD RATE, DOT DENSITY, NEGATIVE IMAGES, ETC.
- * THE "PERFECT SOLUTION" TO YOUR GRAPHICS PRINTING NEEDS!
- * COMPATIBLE WITH GRAPHICOM AND COCO MAX PICTURES!

ONLY \$15.00 ON DISK OR TAPE

SEND CHECK OR MONEY ORDER TO:

HAWKES RESEARCH SERVICES: 859 STANFORD AVE, OAKLAND, CA 94608

*** FOR FREE INFORMATION IN THE MAIL, CALL: (415) 547-7557 ***
 YOUR PERSONAL CHECK IS WELCOME! SHIPMENT WITHIN 48 HOURS!
 ADD \$3.00 SHIPPING ON ALL ORDERS. CA. RESIDENTS ADD SALES TAX



CINSOFT

PROGRAMS • PERIPHERALS • SUPPLIES • SERVICE

Fast Delivery...
Friendly Service



Now in our 6th year!

Avatex Modems

SUPER VALUE!

Avatex 1200e \$ 99
with Coco Cable 109



Avatex 1200e, Cable
AUTOTERM 6.1 ... \$139

SUPER SPEED!

Avatex 2400 \$229
with Coco Cable 239
(Coco 3 only)
with RS-232 Cable* 245

Avatex 2400, Cable
AUTOTERM 6.1 ... \$269

*Coco 1, 2 requires Deluxe RS-232 Pak

• Call •

• Shop by Modem •

513-396-SOFT


513-396-SHOP



2235 Losantiville, Cincinnati, OH 45237

SHIPPING will be charged at our ACTUAL COST

Ohio residents add 5.5% Sales Tax. COD add 2.00



Keep maintenance schedules for up

CoCo's Auto

I wrote it down on a piece of paper somewhere. It was about 5,000 miles ago . . . or was it 7,000? Maybe it was my wife's car, instead. My note is lost, and who remembers when they get oil changes anyway?

Folks agree that regular maintenance will save them money down the road, but they hate the bother. *Remember* is a program to help you with the tiresome details. Just enter your car's maintenance schedule (by the owner's manual or by your own preferences) and the work that has already been done, and you have finished the hardest part.

Later on, you enter current mileage and date to receive a report of what's needed. You can also record receipts such as gasoline and oil, and get a summary (cost per thousand miles) of operating expenses. You can keep track of up to five vehicles as the program is written. And, if you want, you can change the checklist items to suit your own requirements.

Running the Program

There are three "modules" or subprograms comprising *Remember*. To use the program, type in and save the main module to disk as MAIN.BAS, the database module as EXPNS.BAS, and the title screen as REM.BAS. Load MAIN and

Larry Anderson is an auto mechanic presently employed as an electronic technician by the U.S. Postal Service. He holds a bachelor's degree in English with minors in math and physics, and enjoys programming on the CoCo 3 and the 1000 SX. His wife, Linda, uses the 1000 SX in her job as a church secretary. Their daughter, Kacy, enjoys Adventures and programming.



to five vehicles

Maintenance Manager

By Larry Anderson

enter RUN 1400 to set up two blank files (vehicle names will go in these), then RUN "REM". Line 45 sets the baud rate for your printer to 9600 — you can edit it to whatever rate you choose. Your selection from the main menu sets the value of A, which automatically sets up the proper sequence through the program and back to the main menu.

Selection V will set up new vehicle files, not allowing duplicate names or names of more than eight characters. The variable N\$ names the currently accessed vehicle, while M(Q) and H\$(Q) contain data about service requirements and the latest services done. This is where you enter the maintenance schedule of your choice, which can be different for each vehicle. Data is finalized by a press of the ENTER key, which allows for corrections by backspacing. Note that dates must be entered without slashes or dashes (/ or -). So, July 18, 1986, would be entered as 071886. You do have the chance to start a screen over by pressing ENTER several times until the "Entries Correct Y/N?" prompt appears, and then pressing N.

Select C and you will be prompted for a car's name, its current mileage and today's date. Notice that the last name used (which should be in the upper-right corner of the screen) may be entered without retyping, just press ENTER. *Remember* computes whether or not service is due. M(0) is the current mileage and H\$(0) is the current date. Service is "due" if within 500 miles below to 1,000 miles above the desired interval, and "overdue" when above that figure. Submenu selection P gets you a printed copy with maintenance guides, and Selection E calculates a summary from the expenses you have

kept for that car. The total sum of your expenses is SUM, which is multiplied by 100 and divided by the mileage interval (in thousands) you select; the resulting number is converted to an integer and finally divided by 100. This assures a value in dollars and cents, not several decimal places. To return to the main menu at any time, just enter a @.

Selection U brings you to another submenu to update service or expense records. The service update screen shows your previous services completed and allows you to change or update any one or all items. Pressing the ENTER key steps you past any entries you don't want to change. Step through all entries until the message "Entries Correct Y/N?" appears. Pressing N at this point allows re-entry of this screen, but the old data displayed will not be shown. To redisplay old data, enter @ and again select U. Within the record-keeping section, submenus allow you to review or change your expense records or return to the main menu.

Selection I shows you the names of cars you already have files for, and Q quits the program.

Remember accesses several files on your disk drive: VEH.NDX, which stores the names you assign to your vehicles; CRNT.NDX, which contains the name of the vehicle you last accessed; EXP NS.BAS, the database and the .DAT and .DTL files for each vehicle, which contain

schedules of maintenance and expense records. There is, of course, the main program section, MAIN.BAS; and the title screen is handled by REM.BAS.

A large part of this program consists of error traps and screen formatting. For instance, Line 550 ensures that current mileage isn't less than that of the last service performed. Lines 575 through 620 make sure that your current date includes not more than 12 months in the year, nor more than 31 days in a month; nor can the dates be zero. Also, the current date can't be earlier than the last service date! Tests for valid names are used to avoid "near misses" in spelling, which could cause an NE Error or other errors to crash the program. You can always consult the Index to see what names you have already "remembered."



The EXPNS module is a small database geared to work with the MAIN module. Three fields titled DATE, AMOUNT and DETAILS are filed in the .DTL file with that vehicle's name preceding it, and probably will contain only a few characters each. Records may be added, removed, or merely reviewed. Thanks go to Keith Baker for some good ideas from his cassette-based *File-it* database, *The Color Computer Magazine*, January 1984, Page 117.

No search or sort capabilities were included in EXPNS, and data is automatically posted to the .DTL disk files. The blank .DTL file was set up by MAIN so that you would not crash at this point by attempting to read a file not yet created. Though it has no contents at first, the CoCo will recognize its existence, and later you can add records to it.

You can change the items of suggested maintenance to suit your own preferences. The ones included are the items I rate most important. Take care of your car, let *Remember* do the detail work that nobody likes, and enjoy a real advantage in reliability and savings!

MAINTENANCE FOR SAMPLE
02/02/88 40000 MILES

Item:	Due	Overdue	Miles to go
OIL CHANGE	C		
OIL CHANGE			2500
LUBE		M	
TUNE UP		M	
BELTS/HOSES		M	

C=Calendar interval, M=Mileage interval

CHECK LIST:

Change oil and filter...check fluid levels under hood...check for any leakage, battery corrosion, loose belts, etc.

Lube all fittings...oil door hinges and strikers, hood hinges, etc...check transmission & differential. Inspect exhaust system. Check for damage under car.

Tune up engine...change spark plugs, air and fuel filters, check plug wires and ignition system...check PCV and breather...check timing and idle speed...choke action when applicable...check overall performance.

Belts/hoses...check belt tension and condition...hoses for softness or deterioration...clamps for tightness...radiator should be free of debris in cooling fins, and should be free from leakage. Also inspect brake linings and operation. Check tires for tread depth and even wear.

PERFORMED ABOVE ITEMS(MILEAGE & DATE FOR SERVICE UPDATE)

Happy motoring (and computing!) at 202 Jackson St., Benton, LA 71066.
 (Questions or comments about this program may be directed to the author Please enclose an SASE when writing for a response.)

85	235	810	86
140	108	915	25
230	210	1000	67
270	9	1075	151
350	202	1135	39
425	237	1160	242
515	59	1220	189
590	119	1280	250
665	87	1375	235
735	101	END	106

Listing 1: MAIN

```

5 ' *****REMEMBER*****
  *****V1.01*****
10 ' *****COPYRIGHT 1985*****
  *****
15 ' *****
  ***BY LARRY ANDERSON***
20 ' *****
  ***BOX 180 BENTON LA***
25 ' *****
  *****
30 '
35 '

```

```

40 CLS3: CLEAR5000
45 POKE150,1'***** 9600BAUD POKE
50 GOTO1350'***** PCLEAR ROUTIN
E
55 DIMA$(150),B$(150),C$(150)
60 U$="remember":U1$=STRIN
G$(8,128)+"MAIN MENU":U2$=STRIN
G$(6,128)+"NEW VEHICLE":Z$=CHR$(
128)
65 W$=STRING$(8,128)+"@escapes"+
Z$+"to"+Z$+"menu"+STRING$(7,128)
70 CLS3: PRINTU$;:GOTO85
75 CLS3: PRINT@ 0,U$;:PRINT@15,U1
$;:PRINT@105,"Vehicle"+Z$+"entry
";STRING$(3,128);:PRINT@169,"Che
ck"+Z$+"if"+Z$+"service";:PRINT@
201," is"+Z$+"due";
80 PRINT@208,STRING$(9,128);
85 PRINT@265,"Update"+Z$+"vehicl
e";STRING$(2,128);:PRINT@297," h
istory";STRING$(8,128);:PRINT@36
1,"Index";STRING$(11,128);
90 PRINT@425,"Quit";STRING$(12,1
28);
95 GOSUB1440
100 B$="VCUIQ":A=INSTR(B$,A$)
105 ON A GOTO385,450,745,1375,13
10:GOTO95
110 '***** ENTER MAINTENANCE SCH
EDULE

```

```

115 CLS:PRINT@0,U$+STRING$(17,12
8);:PRINT@32," ENTER INTERVALS F
OR: ";N$;:PRINT@64,STRING$(32,1
28);
120 PRINT@96," OIL CHANGE EVERY
..... MILES":PRINT@128,"
OR WITHIN .. MOS."
125 PRINT@192," LUBRICATE EVERY
..... MILES":PRINT@224,"
OR WITHIN .. MOS."
130 PRINT@288," TUNE UP EVERY
..... MILES":PRINT@320,"
OR WITHIN .. MOS."
135 PRINT@384," BELTS/ETC.EVERY
..... MILES":PRINT@416,"
OR WITHIN .. MOS."
140 PRINT@480,W$;:POKE1535,128:L
=114:Q=1
145 FORP=1TO4:FORC=1TO2:IFC=1THE
NN=5ELSEN=C
150 D$="":PRINT@L,CHR$(133);
155 GOSUB1440
160 IFA$="@ THEN1355ELSEIFASC(A$
)=8THEN710
165 IFASC(A$)=13THEN Z=LEN(D$):P
RINT@L,STRING$(Z+1,143);:PRINT@L
,D$;:D(Q)=VAL(D$):GOTO195
170 IFASC(A$)<48 ORASC(A$)>57 TH
EN155ELSED$=D$+A$:PRINT@L,D$;:D(
Q)=VAL(D$)
175 IFLen(D$)=>N THEN 180 ELSEPR
INT@L+LEN(D$),CHR$(133);:GOTO155
180 PRINT@L+LEN(D$),CHR$(133);
185 GOSUB1440
190 IFASC(A$)=8THEN710ELSEIFASC(
A$)<>13THEN185
195 PRINT@L+LEN(D$),CHR$(143);:P
RINT@L+N+1,CHR$(143);:L=L+35:Q=Q
+1
200 NEXT C
205 L=L+26
210 NEXT P
215 PRINT@0,STRING$(32,191):PRIN
T@32," entries"+Z$+"correct";
:POKE1075,63:PRINT@52,"Yes";:POK
E1079,47:PRINT@56,"No"
220 GOSUB1440
225 B$="NY@":W=INSTR(B$,A$)
230 ONW GOTO115,240,1355:GOTO220
235 '***** REQUEST CURRENT DATA
240 CLS0:PRINT@0,U$;:PRINT@32,"C
URRENT DATA FOR: ";N$ :PRINT@64,
STRING$(32,128);:PRINT"LAST OIL
CHG. .... MILES?";:PRINT"
DATE PERFORMED ..... ?"
245 PRINT:PRINT"LAST LUBED
..... MILES?";:PRINT" DATE P
ERFORMED ..... ?"
250 PRINT:PRINT"LAST TUNED

```

```

..... MILES?";:PRINT" DATE P
ERFORMED ..... ?"
255 PRINT:PRINT"CKD BELTS&HOSES
..... MILES?";:PRINT" DATE P
ERFORMED ..... ?":PRINT@480,
W$;:POKE1535,128
260 IFA=3THENPRINT@82,"new";STRI
NG$(6,128);"old";
265 IFA=3THENPRINT@121," ";
:PRINT@128-LEN(H$(1)),H$(1);:PRI
NT@152,LEFT$(H$(2),2);"/";MID$(H
$(2),3,2);"/";RIGHT$(H$(2),2);:P
RINT@217," ";:PRINT@224-LEN
(H$(3)),H$(3);:PRINT@248,LEFT$(H
$(4),2);"/";MID$(H$(4),3,2);"/";
RIGHT$(H$(4),2);
270 IFA=3THENPRINT@312," ";
:PRINT@320-LEN(H$(5)),H$(5);:PRI
NT@344,LEFT$(H$(6),2);"/";MID$(H
$(6),3,2);"/";RIGHT$(H$(6),2);:P
RINT@409," ";:PRINT@416-LEN
(H$(7)),H$(7);:PRINT@440,LEFT$(H
$(8),2);"/";MID$(H$(8),3,2);"/";
RIGHT$(H$(8),2);
275 '
280 L=112:Q=1:N=6

```

TANDY COMPUTER DISCOUNTS

COLOR COMPUTERS

26-3334 CoCo 3	170.00
26-3215 CM-8 color monitor	259.95

PRINTERS

26-2802 DMP 106	179.95
26-2808 DMP 440	599.90
26-1280 DMP-130	279.00
Complete line of Tandy (Daisy Wheel) print wheels	

MSDOS COMPUTERS

25-1052 Tandy 1000 SX	750.00
25-1053 TANDY 1000 HX	599.00
25-1600 TANDY 1000 TX	999.95
25-1023 CM-5 color monitor	249.95
25-1020 VM-4 Monochrome monitor	110.00

We Carry the Complete Line of Tandy Computer Products at Discount Prices

CALL FOR A FREE PRICE LIST 800-257-5556 IN N.J. CALL 609-769-0551

WOODSTOWN ELECTRONICS

Rt. 40 E. WOODSTOWN, N.J. 08098

```

285 FORP=1TO4:FORC=1TO2
290 D$="":PRINT@L,CHR$(133);
295 GOSUB1440
300 IFA$="@THEN1355ELSEIFASC(A$
)=8THEN705
305 IFASC(A$)=13THEN Z=LEN(D$):P
RINT@L,STRING$(Z+1,143);:PRINT@L
,D$;:H$(Q)=D$:GOTO335
310 IFASC(A$)<48 ORASC(A$)>57 TH
EN295ELSE D$=D$+A$:PRINT@L,D$;:H$
(Q)=D$
315 IFLEN(D$)=>N THEN320 ELSEPRI
NT@L+LEN(D$),CHR$(133);:GOTO295
320 PRINT@L+LEN(D$),CHR$(133);
325 GOSUB1440
330 IFASC(A$)=8THEN705ELSEIFASC(
A$)=13THEN335 ELSE325
335 PRINT@L+LEN(D$),CHR$(143);:P
RINT@L+N+1,CHR$(143);:L=L+32:Q=Q
+1
340 NEXT C
345 L=L+32
350 NEXT P
355 PRINT@0,STRING$(32,191):PRIN
T@32," entries"+Z$+"correct";
:POKE1075,63:PRINT@52,"Yes";:POK
E1079,47:PRINT@56,"No"
360 GOSUB1440
365 B$="NY@":W=INSTR(B$,A$)
370 ONW GOTO240,800,1355:GOTO360
375 '***** (A=1) NEW VEHICLE ENT
RY
380 Z$=CHR$(128)
385 CLS3:PRINT@0,U$+U2$;:PRINT@1
99,"name"+Z$+"you"+Z$+"will"+Z$+
"use"+Z$;:PRINT@231,Z$+"for"+Z$+
"this"+Z$+"vehicle"+Z$;:PRINT@48
0,W$;:POKE1535,128
390 PRINT@364," ";:PRINT@
364,"";:LINEINPUTN1$
395 PRINT@372,STRING$(12,175);:I
FN1$=""THEN385ELSEIF N1$="@THEN
75
400 FORQ=1TO LEN(N1$):IFASC(MID$
(N1$,Q,1))<48 OR ASC(MID$(N1$,Q,
1))>90 THEN N1$="":GOTO385
405 NEXT Q
410 TEMP$=N$:N$=N1$:GOTO1170
415 CLS3:PRINT@266,"SAVING DATA"
;
420 OPEN"O",#1,N$+"/DAT"
425 FOR Q=1TO8:WRITE#1,D(Q),H$(Q
)
430 NEXT Q
435 CLOSE#1
440 GOTO965
445 '***** (A=2) CHECK FOR SERVI
CE DUE
450 CLS3:PRINT@0,U$;:PRINT@24,N$
;:PRINT@169,Z$+"what"+Z$+"is"+Z$
+"the"+Z$+Z$;:PRINT@201,Z$+"vehi

```

```

cle"+Z$+"name"+Z$;:PRINT@480,W$;
:POKE1535,128:PRINT@332,"
";:PRINT@332,"";
455 LINEINPUTN1$:PRINT@340,STRIN
G$(12,175);:TEMP$=N$:IFN1$=""AND
N$<>"THEN790ELSEIFN1$="@THEN75
ELSEN$=N1$:GOTO1170
460 IFN$=""ORN$="@THEN75
465 OPEN"I",#1,N$+"/DAT"
470 FOR Q=1TO8:INPUT#1,D(Q),H$(
Q)
475 H(Q)=VAL(H$(Q))
480 J(Q)=0:J1(Q)=0
485 NEXT Q
490 CLOSE#1
495 IFA=3THEN240
500 CLS3:PRINT@0,U$;:PRINT@24,N$
;:PRINT@196,Z$+"enter"+Z$+"curre
nt"+Z$+"mileage"+Z$;:PRINT@300,"
";:PRINT@480,W$;:POKE1535,
128
505 D$="":N=1
510 GOSUB1440
515 IFA$="@THEN75ELSEIFASC(A$)=
8THEN700ELSEIFASC(A$)=13THEN545
520 IFASC(A$)<48 ORASC(A$)>57 TH
EN510 ELSE525
525 D$=D$+A$:PRINT@300,D$;
530 N=N+1:IF N<=6 THEN 510
535 GOSUB1440
540 IFASC(A$)=8THEN700ELSEIFASC(
A$)=13THEN545ELSE535
545 M(0)=VAL(D$)
550 FORQ=1TO7STEP2:IFM(0)<VAL(H$
(Q))THEN1365
555 NEXTQ
560 CLS3:PRINT@0,U$;:PRINT@24,N$
;:PRINT@197,Z$+"enter"+Z$+"curre
nt"+Z$+"date"+Z$;:PRINT@300,"
";:PRINT@480,W$;:POKE1535,128
:D$="":N=1
565 GOSUB1440
570 IFA$="@THEN75ELSEIFASC(A$)=
8THEN715ELSEIFASC(A$)=13THEN625
575 IFASC(A$)<48 ORASC(A$)>57 TH
EN565
580 D$=D$+A$:PRINT@300,D$;
585 IFN=2THENV$=MID$(D$,1,2):IFV
AL(V$)>12 OR VAL(V$)=0 THEN 1030
590 IFN=4THENV$=MID$(D$,3,2):IFV
AL(V$)>31 OR VAL(V$)=0THEN1030
595 N=N+1:IFN<=6 THEN 565
600 GOSUB1440
605 IFASC(A$)=8THEN715ELSEIFASC(
A$)=13THEN610ELSE600
610 FORQ=2TO8STEP2:IFRIGHT$(D$,2
)<RIGHT$(H$(Q),2)THEN1030
615 IFRIGHT$(D$,2)=RIGHT$(H$(Q),
2)ANDLEFT$(D$,2)<LEFT$(H$(Q),2)
HEN1030
620 NEXT Q

```

```

625 H$(Ø)=D$
63Ø FORT=1TO3ØØ:NEXTT
635 M$=STR$(M(Ø)):Z=LEN(M$):CLS3
:PRINT@Ø,U$;:PRINT@67,N$;"...":P
RINT@85-Z,M(Ø) " MILES";:PRINT@96
, " MAINTENANCE DUE ";:POKE1117,
175:POKE1118,175:POKE1119,175
64Ø PRINT"FOR / / ";:PRIN
T@117,LEFT$(H$(Ø),2);:PRINT@12Ø,
MID$(H$(Ø),3,2);:PRINT@123,RIGHT
$(H$(Ø),2);
645 PRINT@128,STRING$(32,32);
65Ø FORQ=1TO7STEP2:M(Q)=D(Q)+H(Q
)
655 T$(1)="OIL CHANGE":T$(3)="LU
BE":T$(5)="TUNE UP":T$(7)="BELTS
/HOSES":IF M(Ø)>=M(Q)+1ØØØTHEN72
5
66Ø IF M(Ø)<M(Q)+1ØØØ AND M(Ø)>M
(Q)-5ØØ THEN735ELSEPRINTCHR$(143
);T$(Q);" IN";M(Q)-M(Ø);"MILES":
J(Q)=3
665 NEXT Q
67Ø GOSUB91Ø
675 PRINT@487,"Print";:POKE1516,
47:PRINT@493,"Expenses";:POKE152
5,47:POKE1526,128:POKE1527,64
68Ø GOSUB144Ø
685 B$="PE@":W=INSTR(B$,A$)
69Ø ONW GOTO1Ø4Ø,121Ø,75:GOTO68Ø
695 '***** BACKSPACE/CORRECTION
7ØØ Z=LEN(D$):IFZ<1THEN51ØELSED$
=LEFT$(D$,Z-1):PRINT@3ØØ,"
";:PRINT@3ØØ,D$;:N=N-1:GOTO51Ø
7Ø5 Z=LEN(D$):IFZ<1THEN295ELSE D
$=LEFT$(D$,Z-1):PRINT@L,STRING$(
Z-1,143);CHR$(133);CHR$(143);:PR
INT@L,D$;:GOTO295
71Ø Z=LEN(D$):IFZ<1THEN155ELSE D
$=LEFT$(D$,Z-1):PRINT@L,STRING$(
Z-1,143);CHR$(133);CHR$(143);:PR
INT@L,D$;:GOTO155
715 Z=LEN(D$):IFZ<1 THEN 565ELSE
D$=LEFT$(D$,Z-1):PRINT@3ØØ,"
";:PRINT@3ØØ,D$;:N=N-1:GOTO565
72Ø '***** SERVICE 'FLAGS'
725 PRINTCHR$(191); T$(Q);" OVER
DUE":J(Q)=2
73Ø GOTO665
735 PRINT CHR$(159);T$(Q);" SVC
DUE":J(Q)=1
74Ø GOTO665
745 '***** (A=3) UPDATE RECORDS
75Ø CLS3:PRINT@Ø,U$;:PRINT@24,N$
;:PRINT@233,"Service"+Z$+"update
";:PRINT@297,"Expense"+Z$+"recor
d";
755 GOSUB144Ø
76Ø B$="ES@":W=INSTR(B$,A$)
765 ONW GOTO13ØØ,775,75:GOTO755
77Ø '***** SERVICE UPDATE

```

```

775 CLS3:PRINT@Ø,U$;:PRINT@24,N$
;:PRINT@232,Z$+"new"+Z$+"data"+Z
$+"for"+Z$+Z$;:PRINT@264,Z$+"veh
icle"+Z$+"named"+Z$;:PRINT@48Ø,W
$;:POKE1535,128:PRINT@331,"
";:PRINT@331,"";
78Ø LINEINPUTN1$:IFN1$="@THEN75
ELSEIFN1$=""ANDN$<>""THEN79ØELSE
IFN1$<>""THENN$=N1$
785 GOTO117Ø
79Ø PRINT@332,N$;:PRINT@34Ø,STRI
NG$(12,175);:GOTO46Ø
795 IFA=2THEN445ELSEIFA=3THEN775
:GOTO75
8ØØ IFA=1THEN415ELSEIFA=3THEN81Ø
:GOTO75
8Ø5 '***** WRITE UPDATES TO "/DA
T" FILE
81Ø CLS3:PRINT@266," SAVING DATA
";
815 OPEN"I",#1,N$
82Ø OPEN"O",#2,"TEMP/DAT"
825 FOR Q=1TO8:INPUT#1, B(Q),E$(
Q)
83Ø IF H$(Q)<>"" THEN E$(Q)=H$(Q
)
835 WRITE#2,B(Q),E$(Q)
84Ø NEXTQ
845 CLOSE
85Ø KILLN$+"/DAT":RENAME"TEMP/DA
T"TO N$+"/DAT":GOTO75
855 '***** CHK. VEH/NDX AND CRNT
/NDX
86Ø OPEN"I",#1,"VEH/NDX"
865 FORQ=1TO5
87Ø INPUT#1,N$(Q):IFN$(Q)=""THEN
885
875 IF EOF(1)=-1 THEN885
88Ø NEXTQ
885 CLOSE#1
89Ø IFA=ØTHENOPEN"I",#1,"CRNT/ND
X"ELSE75 ' *****READ FIRST TIME
ONLY
895 INPUT#1,N$
9ØØ CLOSE#1:GOTO75
9Ø5 '***** DATE CALCULATIONS
91Ø FOR Q=2TO8STEP2
915 MO(Q)=VAL(LEFT$(H$(Q),2)):DA
(Q)=VAL(MID$(H$(Q),3,2)):YR(Q)=V
AL(RIGHT$(H$(Q),2))
92Ø MØ=VAL(LEFT$(H$(Ø),2)):DØ=VA
L(MID$(H$(Ø),3,2)):YØ=VAL(RIGHT$(
H$(Ø),2))
925 Y(Q)=(YØ-YR(Q))*36Ø
93Ø T$(2)="OIL CHANGE":T$(4)="LU
BE":T$(6)="TUNE UP":T$(8)="BELTS
/HOSES"
935 I(Q)=(((MØ-1)*3Ø+DØ+Y(Q))-((
MO(Q)-1)*3Ø+DA(Q)))
94Ø IF I(Q)>D(Q)*3Ø-15 THEN PRIN
TCHR$(175); T$(Q);" BY CALENDAR"

```

```

:J1(Q-1)=1
945 NEXTQ
950 RETURN
955 CLS3:PRINT@0,U$+STRING$(6,12
8);:PRINT@21,"NEW VEHICLE";:PRIN
T@231,"NAME ALREADY USED";:SOUND
200,5:SOUND150,10:FORT=1TO425:NE
XT:GOTO385
960 '***** WRITE NEW VEH. TO FIL
E AND OPEN BLANK "/DTL" FILE
965 OPEN"O",#1,"VEH/NDX"
970 FORN=1TO5:WRITE#1,N$(N)
975 NEXT N
980 CLOSE#1
985 OPEN"O",#1,N$+"/DTL"
990 WRITE#1,A$(0),B$(0),C$(0)
995 CLOSE#1:GOTO75
1000 '***** CHECK MAX. # VEHICLE
S
1005 N=1
1010 IFN$(N)=N$THEN955
1015 IFN$(N)=""THENN$(N)=N$:M=N:
GOTO115
1020 N=N+1:IFN>5THENCLS3:PRINT@2
60,"LIMIT 5 VEHICLES";:FORT=0TO3
00:NEXTT:GOTO75
1025 GOTO1010
1030 CLS3:PRINT@264,"NOT A VALID
DATE";:FORX=0TO300:NEXT
1035 GOTO560
1040 '***** PRINTOUT OF SERVICE
DUE
1045 PRINT@448," BE SURE THE PRI
NTER IS ONLINE "
1050 PRINT#-2,STRING$(6,13)
1055 PRINT@448,STRING$(32,175);
1060 PRINT#-2,TAB(28)"**MAINTEN
ANCE FOR "N$****"
1065 PRINT#-2,TAB(28)LEFT$(H$(0)
,2);"/";MID$(H$(0),3,2);"/";RIGH
T$(H$(0),2);TAB(44)M(0)" MILES":
PRINT#-2,STRING$(80,61):PRINT#-2
,"Item:";TAB(30)"Due";TAB(40)"Ov
erdue";TAB(55)"Miles to go"
1070 FORQ=1TO7STEP2
1075 P(Q)=0:IFJ(Q)=2THENJ$(Q)="M
":T=43:GOTO1090 '****SVC. OVERDU
E 'FLAG'
1080 P(Q)=0:IFJ(Q)=1THENJ$(Q)="M
":T=31:GOTO1090 '****SVC. DUE 'F
LAG'
1085 P(Q)=0:IFJ1(Q)=1THENJ$(Q)="
C":T=31ELSE1095 '****DUE BY CALE
NDAR 'FLAG'
1090 P(Q)=1:PRINT#-2,TAB(3)T$(Q)
;TAB(T)J$(Q)
1095 M$=STR$(M(Q)-M(0)):IFJ(Q)=3
THENPRINT#-2,TAB(3)T$(Q);TAB(65-
LEN(M$))M$
1100 NEXTQ
1105 GOTO1130

```

```

1110 FORQ=1TO7STEP2:IFP(Q)=1THEN
1120 '****'FLAG' TO PRINT SVC. S
UMMARIES
1115 NEXTQ
1120 IFQ=1THEN1135ELSEIFQ=3THEN1
140ELSEIFQ=5THEN1145ELSEIFQ=7THE
N1155
1125 IFQ<7THEN1115ELSEPRINT#-2,"
PERFORMED ABOVE ITEMS .....
.....(MILEAGE & DATE FOR SERVI
CE UPDATE)";STRING$(5,13):GOTO12
10
1130 PRINT#-2,CHR$(13);TAB(15)"C
=Calendar interval, M=Mileage in
terval";STRING$(3,13):GOTO1110
1135 PRINT#-2,"CHECK LIST:";CHR$(
13);CHR$(13);TAB(3)"Change oil
and filter...check fluid levels
under hood...check for any
leakage, battery corrosion,
loose belts, etc.";STRING$(2,13
):GOTO1125
1140 PRINT#-2,CHR$(13);TAB(3)"Lu
be all fittings...oil door hinge
s and strikers, hood hinges, etc
...
check transmission
& differential. Inspect exhaust
system. Check for
damage under car.";STRING$(2,13):G
OTO1125
1145 PRINT#-2,CHR$(13);TAB(3)"Tu
ne up engine...change spark plug
s, air and fuel filters, check p
lug
wires and ignition
system...check PCV and breather
...check timing and "
1150 PRINT#-2,TAB(3)"idle speed.
..choke action when applicable..
.check overall performance.";STR
ING$(2,13):GOTO1125
1155 PRINT#-2,CHR$(13);TAB(3)"Be
lts/hoses...check belt tension a
nd condition...hoses for softnes
s or
deterioration...cl
amps for tightness...radiator sh
ould be free of debris"
1160 PRINT#-2,TAB(3)"in cooling
fins, and should be free from le
akage. Also inspect brake lining
s and operation. Check tires
for tread depth and even wear."
;STRING$(2,13):GOTO1125
1165 '***** CHECK MAX. 8 CHARACT
ERS
1170 IFLEN(N$)>8THENCLS3:PRINT@0
,U$;:PRINT@260,"ONLY 8 LETTERS A
LLOWED ";:N$=TEMP$:SOUND200,5:SOU
ND150,10:FORT=1TO400:NEXT T:ON
A GOTO385,445,775,855
1175 ON A GOTO1005,1185,1185,855
1180 '***** CHK. FOR NAME IN "V

```


EH/NDX"

```
1185 FORQ=1TO5:IFN$(Q)=N$THEN460
1190 IFN$(Q)=" "THENCLS3:PRINT@0,
U$;:PRINT@260,"NO VEHICLE BY THA
T NAME";:SOUND200,5:SOUND150,10:
FORT=1TO450:NEXTT:N$=TEMP$:GOTO7
95
```

1195 NEXTQ

```
1200 CLS3:PRINT@260,"NO VEHICLE
BY THAT NAME";:FORT=1TO350:NEXT
T:GOTO795
```

1205 '***** CPTM COMPUTATION

```
1210 CLS3:SUM=0:PRINTU$;:PRINT@2
4,N$:PRINT@266,"please"+Z$+"wait
";
```

1215 FORQ=1TO150:B\$(Q)="":NEXTQ

1220 OPEN"I",#1,N\$+"/DTL"

```
1225 FORQ=1TO150:INPUT#1,A$(Q),B
$(Q),C$(Q):IFA$(Q)=" "THEN1245
```

1230 IFEOF(1)=-1THEN1245

1235 SUM=SUM+VAL(B\$(Q))

1240 NEXTQ

1245 CLOSE#1

```
1250 CLS3:PRINT@229,"start"+Z$+"
figuring"+Z$+"costs"+Z$+Z$+Z$;:P
RINT@261,Z$+Z$+Z$+"at"+Z$+"what"
+Z$+"mileage";STRING$(5,128);:PR
INT@364," ";
```

```
1255 PRINT@0,U$;:PRINT@24,N$;:PR
INT@364,"";:LINEINPUTMI$:PRINT@3
70,STRING$(14,175);:Z=LEN(MI$):I
FMI$=" "THEN1250ELSEIFMI$="@"THEN
75
```

```
1260 FORQ=1TOZ:IFASC(MID$(MI$,Q,
1))<48ORASC(MID$(MI$,Q,1))>57THE
NMI$="":GOTO1250
```

1265 NEXTQ

```
1270 MI=VAL(MI$):Y=(M(0)-MI)/100
0
```

```
1275 CLS3:PRINTU$;:PRINT@24,N$;:
PRINT@99,STRING$(25,32);:PRINT@9
9,"FROM"MI"TO"MI"MILES";
```

```
1280 PRINT@163,STRING$(25,32);:P
RINT@163,"EXPENSE TOTAL:";:PRINT
@179,USING"$$###.##";SUM;
```

```
1285 PRINT@259," COST PER THOUSA
ND MILES ";:PRINT@291," OF DRIVI
NG: " ;:PRINT@307,USING"$$###.
##";INT(SUM*100/Y)/100;:PRINTCHR
$(32);
```

```
1290 PRINT@480,W$;:POKE1535,128
```

```
1295 A$=INKEY$:IFA$="@"THEN75ELS
E1295
```

```
1300 '***** LEAVE "MAIN/BAS" PRO
GRAM
```

1305 '

```
1310 OPEN"O",#1,"CRNT/NDX"
```

```
1315 WRITE#1,N$
```

```
1320 CLOSE
```

```
1325 IFA=5THEN1340 '*****CALLING
IT QUILTS
```

Coco Graphics Designer

Only \$29.95

The Coco Graphics Designer produces beautiful Greeting Cards, Banners, and Signs for holidays, birthdays and other occasions.

The program features picture, border, and character font editors, so that you can modify or expand the already built in libraries. Plus a special "grabber" utility is included to capture areas of high resolution screens for your picture library.

Requirements: a Coco I, II or III with at least 32K, one disk drive, BASIC 1.0/1.1, ADOS 1.0/1.1 or JDOS. Printers supported include: Epson RX/FX, Gemini 10X, SG10, NX10, C-10th 8510, DMP

100/105/110/130/430 CGP220, many Okidata (check with Zebra), Seikosha GP100/250, Gorilla Banana, Legend 808.

#C323 Coco Graphics Designer

Picture Disk #1

This supplementary picture library diskette contains over one hundred additional pictures.

#C333 Picture Disk #1 \$14.95

Colored Paper Packs

150 sheets (50 each red, yellow, blue) with 60 matching envelopes. Perfect for making your productions outstanding.

#C274 Paper Pack \$19.95



It's fun making your own Greeting Cards, Signs, and Banners with Zebra's Coco Graphics Designer.

WICO TRACKBALL

Only \$29.95

Order Cat#TBCC



WICO designed these trackballs specifically for the Radio Shack Color Computer joystick port. Features 360-degree movement and quick-action fire button for smooth, arcade response and feel. Works great with Coco joystick and mouse software.

Ordering Instructions: All orders add \$3.00 Shipping & Handling. UPS COD add \$3.00. VISA/MC Accepted. NY residents add sales tax.



The Car Sign Designer program enables you to easily create distinctive bright yellow diamond shaped car signs. Everything you need is provided including two reusable clear plastic sign holders with suction cups, 50 sheets of bright yellow fanfold paper, and the Car Sign Designer program disk and instructions. ... Hardware, DOS, and printer requirements are the same as for our CoCo Graphics Designer above. Order Cat#CSCC, \$29.95. For six additional sign holders, order Cat#CS6PK \$9.95.

Zebra Systems, Inc.

78-06 Jamaica Avenue
Woodhaven, NY 11421
(718) 296-2385

Save \$200 on Magnavox Monitors Magnavox 8CM643 RGB Analog only \$385!!

MONITORS



MAGNAVOX 7622

12" Amber Screen offers 900 dots x 350 lines resolution at 20 MHz on a dark glass anti-glare CRT with built-in audio and 1 year warranty.

(*7 shipping)

\$88

MAGNAVOX 8 CM 515

has analog RGB for CoCo 3, TTL RGB for Tandy 1000 or IBM PC's, and composite color for CoCo 2 and 3. Built-in speaker. 14" screen with 640 dot x 240 line resolution. Plus 2 years parts and labor warranty.

reg. list \$499

SAVE
\$200

\$298

+ \$14 Shipping



CC-3 Magnavox RGB cable.

only **\$19.95** with
Magnavox Monitor order.
\$29.95 w/o monitor.

123A

REPEAT OF A SALE OUT

We closed out Zenith's line of 123A 12" Green Screen Monitors with 640 x 240 resolution one year ago. Now with a special purchase we offer them one more time. This monitor offers 80 column resolution at 15 MHz.

\$67.50 (\$7 Shipping)

VA-1 for monochrome monitors only, fits all color computers

\$24.45 (\$2 Shipping)

MAGNAVOX

CM 8505 has analog RGB and TTL RGB and composite color input. Built in speaker. 13" screen with 390 dots x 240 resolution in RGB mode. Plus 1 year parts & labor warranty.

reg. list \$299

SAVE
\$79

\$220

+ \$14 Shipping



DISTO



Includes controller and C-DOS 4.0 ROM Chip.

DISTO

\$98 DC-3 A

\$2 shipping on all DISTO products

ADD-ON BOARDS

DC-38 includes 80 column capacity, parallel printer, real time clock, and all software

\$138

DC-3P Mini Epron programmer includes all software to program 2764 or 27128 chips

B \$55

DC-3C Clock Calendar and parallel printer port

C \$40

NEW FROM DISTO

Super Controller II works with CoCo 1, 2 & 3. It buffers keyboard input so that no keystrokes are lost when disk is reading or writing. Especially useful with OS-9, but also works with BASIC.

\$129 DC6 (\$2 Shipping)

C-DOS 3 28 pin Eprom makes Disto controller compatible with CoCo 3 **\$20**

SOFTWARE SPECIALS

Payrol/BAS™ (*2 shipping)

- Nonprotected basic is modifiable
- Tax tables built in for automatic federal calculation
- Custom code for each state (*25 option)
- 4 pay periods
- 7 deductions
- Prints checks
- 100 employees
- 30 ledger numbers for checks other than payroll
- Check register includes monthly or weekly federal deposit amount
- Enter, update, delete employees, company and check information
- Print payroll and nonpayroll checks

Payrol/BAS™ 30 Day Trial

\$29.95

VIP LIBRARY

Softlaw's integrated package includes VIP Writer Terminal Data Base, Calc and Disk Zap which can fix a diskette that is giving I/O errors

\$125 reg. \$149
(\$2 Shipping)

VIPwriter \$68

MEMORY

Memory for CoCo 3 PC memory board plugs into the spare slots inside the computer and is populated with 256K ram chips. Completely solderless with complete easy to install instructions.

CALL FOR PRICE

PC MEMORY BOARD without RAM **\$49.50**

Software spooler and RAM disk for lightning quick response or no disk swapping drive backup for 1 drive system and printer spooler to free computer during long listings.

For CoCo 3 with 512K RAM **\$19.45**
(\$2 shipping on Memory products)

GUARANTEE

Howard Medical's 30-day guarantee is meant to eliminate the uncertainty of dealing with a company through the mail. Once you receive our hardware, try it out; test it for compatibility. If you're not happy with it for any reason, return it in 30 days and we'll give you your money back (less shipping). Shipping charges are for 48 states. APO, Canada and Puerto Rico orders are higher.

DRIVE 0 +. Howards Drive 0 gives you a DD-3 MPI drive, a CA-1 cable and a J&M DC-4 Disk Controller for only. Double sided double density 360K

\$178.45

(*5 shipping)

Add \$34 for a Disto DC-3.

Double sided
Double density
360K



20 MEG HARD DRIVE

- pre-installed, formatted and ready to run
- equivalent to 125 R.S. 501's on line
- includes Western Digital WD1002-WK1 Controller
- and Seagate 20 Meg Hard Drive
- will also work with IBM & clones
- complete package includes 20 meg drive, case & power supply, controller and interface that plugs into slot #3 of multipack interface.
- 1 year warranty

\$699
\$499 (\$9 Shipping)

BASIC driver lets you access this hard drive without need for OS-9 \$49.95

Howard Medical Computers 1690 N. Elston Chicago, IL 60622



ORDERS

(800) 443-1444

INQUIRIES AND ORDER STATUS

(312) 278-1440

Showroom Hours:
8:00 - 5:00 Mon. - Fri.
10:00 - 3:00 Sat.

WE ACCEPT: VISA • MASTERCARD • AMERICAN EXPRESS
C.O.D. OR CHECKS • SCHOOL P.O.'S

The Biggest
The Best
The Indispensable

The RAINBOW

THE COLOR COMPUTER MONTHLY MAGAZINE

THE RAINBOW is the biggest, best, brightest and most comprehensive publication a happy CoCo ever had! **THE RAINBOW** features more programs, more information and more in-depth treatment of the Tandy Color Computer than any other source.

A monthly issue contains nearly 200 pages and up to two dozen programs, 14 regular columns and as many as 12 new product reviews. And advertisements: **THE RAINBOW** is known as *the* medium for advertisers — which means every month it has a wealth of information unavailable anywhere else about new products! Hundreds of programs are advertised in its pages each month.

Every single issue of **THE RAINBOW** covers the wide spectrum of interests in the Tandy Color Computer — from beginners' tutorials and arcade games to telecommunications and business and finance programs. Helpful utilities and do-it-yourself hardware projects make it easy and fun to expand your CoCo's capabilities. And, monthly reviews by independent reader reviewers take the guesswork out of buying new software and hardware products.

Join the tens of thousands who have found **THE RAINBOW** to be an absolute necessity for their CoCo. With all this going for it, is it surprising that more than 90 percent of **THE RAINBOW** subscribers renew their subscriptions? We're willing to bet that, a year from now, you'll be doing the same.

Rainbow On Tape & Rainbow On Disk!

— great ways to bring **THE RAINBOW** into your life. Each month, all you do is pop the tape into your cassette player or the disk into your drive. No more lost weekends. As soon as you read an article about a program in **THE RAINBOW**, it's ready to load and run. No work. No wait.

Just think how your software library will grow. With your first year's subscription, you'll get almost 250 new programs: games, utilities, business programs, home applications. And, with **RAINBOW ON DISK**, you'll also get all the OS-9 programs.

RAINBOW ON TAPE and **RAINBOW ON DISK** — they're the "meat" of **THE RAINBOW** at a price that's "small potatoes." And now you even have a choice about how it should be served up to you.

To get your first heaping helping, just fill out and return the attached reply card. No postage necessary.

NO POSTAGE
NECESSARY
IF MAILED
IN THE
UNITED STATES




BUSINESS REPLY CARD
FIRST CLASS PERMIT NO. 1 PROSPECT, KY

POSTAGE WILL BE PAID BY ADDRESSEE

RAINBOW
The COLOR COMPUTER MONTHLY MAGAZINE

The Falsoft Building
P.O. Box 385
Prospect, KY 40059-0385

NO POSTAGE
NECESSARY
IF MAILED
IN THE
UNITED STATES



BUSINESS REPLY CARD
FIRST CLASS PERMIT NO. 1 PROSPECT, KY

POSTAGE WILL BE PAID BY ADDRESSEE

RAINBOW
The COLOR COMPUTER MONTHLY MAGAZINE

The Falsoft Building
P.O. Box 385
Prospect, KY 40059-0385

Use our 800 number!

For credit card orders, you may want to phone in your subscription. Our *credit card order* number is (800) 847-0309, 8 a.m. to 5 p.m. EST. All other inquiries please call (502) 228-4492.

We accept VISA, MasterCard and American Express.

Subscriptions to **THE RAINBOW** are \$31 a year in the United States. Canadian rate is \$38 (U.S. funds only). Surface rate elsewhere is \$68 (U.S.). Airmail is \$103 (U.S.). All subscriptions begin with the current issue. Please allow 6 to 8 weeks for the first copy. Kentucky residents add 5% sales tax. In order to hold down non-editorial costs, we do not bill.

Our 800 number is also good for ordering RAINBOW ON TAPE or RAINBOW ON DISK!

Just call (800) 847-0309 anytime from 8 a.m. to 5 p.m. EST. *Credit card orders only.* Subscriptions to **RAINBOW ON TAPE** are \$80 a year in the United States, \$90 (U.S. funds) in Canada and \$105 (U.S.) in all other countries.

RAINBOW ON DISK is \$99 a year in the United States, \$115 (U.S.) in Canada and \$130 (U.S.) in all other countries.

Individual issues of **RAINBOW ON TAPE** are \$10 in the U.S., \$12 (U.S.) in Canada and all other countries. Individual issues of **RAINBOW ON DISK** are \$12 in the U.S., \$14 (U.S.) in Canada, and \$16 (U.S.) in all other countries. Kentucky residents please add 5% sales tax.

RAINBOW ON TAPE and **RAINBOW ON DISK** are not stand-alone products; you need the magazine for loading and operating instructions and the necessary documentation. **THE RAINBOW** magazine is a separate purchase.

Send Me Rainbow Magazine!

Here's your chance to have a Pot O' Gold full of programs, articles and information about CoCo every month of the year!

As the premier magazine for the Tandy Color Computer, **THE RAINBOW** has more of everything — and greater variety, too. Do yourself and your CoCo a favor and subscribe to **THE RAINBOW** today!

YES! Sign me up for a year (12 issues) of **THE RAINBOW**.

NEW **RENEW** (attach label)

Name _____

Address _____

City _____ State _____ ZIP _____

Payment Enclosed (payment must accompany order)

Charge: VISA MasterCard American Express

Account Number _____

Signature _____ Card Expiration Date _____

Give Your Fingers A Break!

YES! Sign me up: **NEW** **RENEW** (attach label)

RAINBOW ON TAPE **RAINBOW ON DISK**
(Available beginning with the October 1986 issue)

A Full Year **Single Issue** (specify month & year) _____

Name _____

Address _____

City _____ State _____ ZIP _____

Payment Enclosed (payment must accompany order)

Charge: VISA MasterCard American Express

Account Number _____

Signature _____ Card Expiration Date _____

VIP Writer I III

WORD PROCESSOR • SPELLING CHECKER • PRINT SPOOLER

SCREEN DISPLAY OPTIONS

VIP Writer III has a screen of 32, 40, 64, or 80 characters wide by 24 lines using the CoCo 3's hardware display with actual lower case letters. You can choose fore and background colors from up to 64 different hues. Color can be turned ON or OFF for the best possible display using a color or monochrome monitor or TV set. VIP Writer III has a built in on-line context sensitive help facility which displays command usage in easy to read colored windows. VIP Writer III also runs at double clock speed!

TEXT FILE STORAGE

There is a 49K text buffer and disk or cassette file linking allowing virtually unlimited text space. In addition VIP Writer III is compatible with the RGB Computer Systems HARD DISK.

"...Nearly every feature and option possible to implement on the Color Computer. The design of the program is excellent; the programming is flawless." -The RAINBOW October 1983

EDITING FEATURES

VIP Writer III has a full featured screen editor which can be used to edit text with lines up to 240 characters long with or without automatic word wrap around. You can select type-over mode or insert mode. There is even an OOPS command to recall a cleared text buffer. Other editing features include: Type-ahead, typamatic key repeat and key beep for flawless text entry, end of line bell, full four way cursor control with scrolling, top of textfile, bottom of textfile, page up, page down, top of screen, bottom of screen, beginning of line, end of line, left one word, right one word, DELETE character, to beginning or end of line, word to the left or right, or entire line, INSERT character or line, LOCATE and/or CHANGE or DELETE single or multiple occurrence using wildcards, BLOCK copy, move or delete with up to TEN simultaneous block manipulations, TAB key and programmable tab stops, three PROGRAMMABLE FUNCTIONS to perform tasks such as auto column creation and disk file linking for continuous printing.

TEXT FORMATTING

VIP Writer III automatically formats your text for you or allows you to format your text in any way you wish. You can change the top, bottom, left or right margin and page length. You can set your text flush left, center or flush right. You can turn right hand justification on or off. You can have headers, footers, page numbers and TWO auxiliary lines which can appear on odd, even or all pages. You can also select the line on which they appear! You can even change the line spacing! All of these parameters can be altered ANYWHERE within your text file.

TEXT FILE COMPATIBILITY

VIP Writer III creates ASCII text files which are compatible with all other VIP Programs as well as other programs which use ASCII file format. You can use VIP Writer III to create BASIC, assembly, PASCAL or C files. VIP Writer III also allows you to save and load files using DISK or CASSETTE in the case of an emergency. You can even read disk directories, display free space on a disk and rename or kill disk files.

SD ENTERPRISES

(503) 663-2865 8:30 AM to 5:00 PM PST
P. O. Box 1233 Gresham, OR 97030

PREVIEW PRINT WINDOW

The VIP Writer III features a paper saving format window which allows you to preview your document BEFORE PRINTING IT! You are able to see centered text, margins, page breaks, orphan lines etc. This feature makes hyphenation a snap!

PRINTING

VIP Writer III supports most any printer serial or parallel using the parallel interface described in Nov-Dec. '87 RAINBOW magazine, or an external serial to parallel interface, and gives you the ability to select baud rates from 110 to 9600. You are able to imbed printer control codes anywhere in your text file EVEN WITHIN JUSTIFIED TEXT! VIP Writer III also has twenty PROGRAMMABLE PRINTER SEQUENCES which allow you to easily control all of your printers capabilities such as underline, bold, italics, superscript and subscript using simple keystrokes. Additional printer features include: single sheet pause, print pause, word length and line feed selection.

PRINT SPOOLING

VIP Writer III incorporates a built in print spooler with a 49,000 character buffer which allows you to print one document WHILE you are editing another. You no longer have to wait until your printer is done printing before starting another job!

DOCUMENTATION

VIP Writer III is supplied with a 125 page instruction manual which includes a tutorial, glossary of terms and a complete index. The manual is well written and includes many examples to aid in understanding and application. VIP Writer III includes VIP Speller at **NO ADDITIONAL COST.** **DISK \$79.95**
Cassette version does not include VIP Speller. **TAPE \$59.95**

VIP Writer owners: Upgrade to the VIP Writer III Disk for \$49.95 or Tape for \$39.95. Send original product. Include \$3 shipping.

VIP WRITER - THE ORIGINAL

VIP Writer is also available for CoCo 1 and 2 owners and has all the features found in the VIP Writer III including VIP Speller except for the following: The screen display is 32, 51, 64 or 85 columns by 21 or 24 rows. Colors other than green, black or white are not supported. Help is not presented in colored windows. Double clock speed is not supported. Parallel printer interface is not supported. Print spooler is not available. Hard disk is not supported. Even so, the VIP Writer is a CoCo 1 or 2 owners best choice in word processors. VIP Writer includes VIP Speller at **NO ADDITIONAL COST.** **DISK \$69.95**
Cassette version does not include VIP Speller. **TAPE \$49.95**

VIP SPELLER SPELLING CHECKER

VIP Speller works with ANY ASCII file created by most popular word processors. It automatically checks text files for words to be corrected, marked for special attention or even added to the dictionary. You can even view the misspelled word in context! VIP Speller comes with a specially edited 50,000 word dictionary, and words can be added to or deleted from the dictionary or you can create one of your own. **DISK \$34.95**

Please add \$3.00 for shipping and handling. COD orders add an additional \$2.25. Personal checks allow 3 weeks for delivery. All other orders are shipped the same day.

```

1330 LOAD"EXPNS/BAS",R
1335 '***** (A=5) QUIT
1340 CLS:NEW
1345 '
1350 PCLEAR1:GOTO55
1355 IFA=1THENN$=TEMP$:N1$="" :A$
="" :N$(M)="" :GOTO75ELSE GOTO75
1360 '*****
1365 CLS3:PRINT@264,"NOT VALID M
ILEAGE";:FORX=0TO300:NEXT X:GOTO
500
1370 '***** (A=4) VEHICLE INDEX
SCREEN
1375 CLS:PRINTU$;:PRINT@19,"vehi
cle";CHR$(128);"index";
1380 PRINT:PRINT
1385 FORM=1TO5:PRINTN$(M),:NEXTM

```

```

1390 PRINT@480,W$;:POKE1535,128
1395 A$=INKEY$:IFA$<>"@"THEN1395
ELSE75
1400 '***** UTILITY TO INITIALIZ
E "VEHICLE INDEX" FILE
1405 'N$(1)="SAMPLE"
1410 OPEN"O",#1,"VEH/NDX"
1415 FOR Q=1TO5:WRITE#1,N$(Q):NE
XTQ
1420 CLOSE#1
1425 OPEN"O",#1,"CRNT/NDX"
1430 WRITE#1,N$(0)
1435 CLOSE#1:END
1440 A$=INKEY$:IFA$=""THEN1440EL
SE RETURN
1445 '*****MAIN MODULE/ BY L. AN
DERSON/ (C)1985

```

✓	70	49	355	103
	165	114	485	219
	255	247	END	12

Listing 2: EXPNS

```

5 '*****EXPNS*****
10 '*****V1.01*****
*****
15 '*****COPYRIGHT 1985*****
**BY LARRY ANDERSON**
20 CLEAR5000:DIMA$(150),B$(150),
C$(150)
25 Z$=CHR$(128):V$=STRING$(8,128
)+"@escapes"+Z$+"to"+Z$+"menu"+S
TRING$(7,128)
30 U$="r e m e m b e r"+STRING$(
17,128)
35 W$="<--LAST"+STRING$(5,128)+"
Exit"+STRING$(5,128)+"NEXT-->"
40 GOTO430
45 CLS3:PRINT@0,U$;:PRINT@24,N$:
PRINT@480,V$;:PRINT@233,Z$+Z$+"r
ecords"+Z$+"for"+Z$+Z$;:PRINT@26
5,Z$+"which"+Z$+"vehicle"+Z$;:PO
KE1535,128
50 PRINT@332," ";:PRINT@3
32,"";:LINEINPUT N1$:PRINT@340,S
TRING$(12,175);:IFN1$=""THEN65EL
SEIFN1$=""THEN70
55 TEMP$=N$:N$=N1$
60 ON A GOTO480,480,405
65 IFN$<>"@"THENN1$="" :PRINT@332,
N$;:ONA GOTO505,505,295:GOTO45
70 CLS3:PRINT@0,U$;:PRINT@24,N$:
PRINT@200,"Review";CHR$(128);"it
ems";:PRINT@264,"Update";CHR$(12
8);"items";:PRINT@328,"Main";CHR
$(128);"menu";STRING$(3,128);
75 F1$="DATE- ":F2$="AMOUNT- $":

```

```

F3$="DETAILS- "
80 GOSUB555
85 B$="RUM":A=INSTR(B$,A$)
90 ONA GOTO45,45,405:GOTO80
95 '*****
100 CLS3:PRINT@0,U$;:PRINT@24,N$
105 PRINT@232,"Add"+Z$+"records"
;STRING$(3,128);
110 PRINT@296,"Remove"+Z$+"recor
ds";
120 GOSUB555
125 B$="AR@":W=INSTR(B$,A$)
130 CLS:ONW GOTO140,210,70:GOTO1
20
135 '*****
140 RC=RC+1
145 CLS:PRINTU$+STRING$(3,128);:
PRINT@19," ADD# ";RC
150 PRINT@32,STRING$(3,143);:PRI
NT@48-LEN(N$)/2,N$
155 PRINT@480,STRING$(11,128);"@
"+Z$+"escapes";STRING$(11,128);:
POKE1535,128:PRINT@64,"";
160 PRINTF1$;:LINEINPUTA$(RC)
165 IFA$(RC)=""THENA$(RC)="" :GO
TO290
170 PRINTF2$;:LINEINPUTB$(RC)
175 IFB$(RC)=""THENB$(RC)="" :A$
(RC)="" :GOTO290
180 PRINTF3$;:LINEINPUTC$(RC)
185 IFC$(RC)=""THENC$(RC)="" :A$
(RC)="" :B$(RC)="" :GOTO290
190 PRINT@480,STRING$(5,128);"ok
"+Z$+"to"+Z$+"enter"+Z$+"Yes No"
;STRING$(8,128);:POKE1524,47:POK
E1535,128
195 GOSUB555
200 B$="YN":W=INSTR(B$,A$)
205 ONW GOTO135,145:GOTO195
210 CLS(7):PRINT@0,U$;:PRINT@480
,V$;:POKE1535,128

```

```

215 PRINT@32,"record"+Z$+"remova
1";STRING$(4,128);
220 PRINT@50,"REC.#:":LINEINPUT
Q$
225 IFQ$="@ " THEN 70ELSE230
230 Q=VAL(Q$):IFQ>RC OR Q<1THEN2
10
235 PRINT@64,F1$;A$(Q):PRINTF2$;
B$(Q):PRINTF3$;C$(Q)
240 PRINT@480,STRING$(6,128);"re
move";STRING$(4,128);"Yes"+Z$+"o
r"+Z$+"No";STRING$(6,128);:POKE1
535,128
245 GOSUB555
250 B$="YN@":W=INSTR(B$,A$)
255 ONW GOTO260,210,70:GOTO245
260 A$(Q)=A$(0):B$(Q)=B$(0):C$(Q
)=C$(0)
265 FORN=Q TO RCD
270 A$(N)=A$(N+1):B$(N)=B$(N+1):
C$(N)=C$(N+1)
275 NEXTN
280 RCD=RCD-1:IF RCD<1THENRCD=0
285 GOTO295
290 RC=RC-1
295 CLS0:L1=LEN(N$)/2:C=207-L1:P
RINT@171," SAVING ";;PRINT@203,
" ";;PRINT@C,N$;;PRINT@2
35,"DATA FILE";
300 PRINT@299,RCD;"RECORDS";
305 OPEN"O",#1,N$+"/DTL"
310 FORQ=1TO 150:IFA$(Q)=""THEN3
25
315 WRITE#1,A$(Q),B$(Q),C$(Q)
320 NEXTQ
325 CLOSE#1
330 GOTO70
335 '*****
340 CLS3:FORQ=1TO RC
345 CLS:PRINT@0,U$:PRINT@15,STRI
NG$(5,128);Q"OF"RC:PRINT@80-LEN(
N$)/2,N$
350 PRINT:PRINTF1$;A$(Q)
355 PRINTF2$;B$(Q)
360 PRINTF3$;C$(Q)
365 PRINT@482,W$;
370 GOSUB555
375 IFASC(A$)=9THEN395
380 IFA$="E"THEN70
385 IFASC(A$)=8THENQ=Q-1:IFQ<1TH
ENQ=RC
390 GOTO345
395 CLS3:NEXTQ
400 GOTO340
405 OPEN"O",#1,"CRNT/NDX"
410 WRITE#1,N$
415 CLOSE#1
420 LOAD"MAIN",R
425 '*****
430 OPEN"I",#1,"VEH/NDX"
435 FORQ=1TO5:INPUT#1,N$(Q)

```

```

440 IFEOF(1)=-1THEN450
445 NEXTQ
450 CLOSE#1
455 OPEN"I",#1,"CRNT/NDX"
460 INPUT#1,N$
465 CLOSE#1
470 GOTO70
475 '*****
480 FOR N=1TO5:IFN$(N)=N$ THEN50
0
485 IFN$(N)="" THENCLS3:PRINT@0,
U$;;PRINT@260,"NO VEHICLE BY THA
T NAME";:SOUND200,5:SOUND150,10:
FORT=1TO300:NEXT T:N$=TEMP$:GOTO
45
490 NEXT N
495 CLS3:PRINT@260,"NO VEHICLE B
Y THAT NAME";:SOUND200,5:SOUND15
0,10:FORT=1TO300:NEXTT:TEMP$=N$:
GOTO45
500 ONA GOTO505,505,405
505 IFN1$=""ANDAS(1)<>" "THEN550E
LSEFORQ=1TO150:A$(Q)="" :B$(Q)=""
:C$(Q)="" :NEXTQ
510 OPEN"I",#1,N$+"/DTL"
515 FORQ=1TO150
520 IFEOF(1)=-1THEN540
525 INPUT#1,A$(Q),B$(Q),C$(Q)
530 IFA$(Q)=""THEN540
535 NEXTQ
540 RC=Q-1
545 CLOSE #1
550 ONA GOTO335,95,295
555 A$=INKEY$:IFA$=""THEN555ELSE
RETURN

```

Listing 3: REM

```

5 '*****TITLE SCREEN*****
*****
10 '*****FOR "REMEMBER"*****
*****
15 '
20 CLS:T$="r e m e m b e r"
25 G$=CHR$(128)+" "+CHR$(159)+"
"+CHR$(255)+" "+CHR$(191)+" "+CH
R$(223)+" "+CHR$(175)+" "+CHR$(2
39)+" "+CHR$(207)
30 FORX=0TO150:PRINT@456,T$:NEXT
35 FORL=456TO39STEP-32:PRINT@L,T
$:PRINT@L+32,G$:NEXT
40 FORX=0TO300:NEXT
45 PRINT@352," by
l a r r y a n
d e r s o n"
50 FORX=0TO300:NEXT
55 PRINT@450,"C. 1985 BENTON,
LA. 71006"
60 LOAD"MAIN",R

```

This month's program is a political "thermometer" for students of all ages. It concerns the upcoming presidential election, which affects all of us.

Election Preview polls a test group, keeping score of, and updating, candidates' votes, and can be used in a variety of ways. We have used this program to track presidential candidates' true number of electoral votes, students' candidate preferences as time goes on, and classroom or schoolwide voting for various student elections.

The names of the top seven candidates for both parties are listed on the screen. The student "votes" by typing in his or her preference, or that of some authoritative source, and the candidate receives one point. The student merely types in the candidate's name. We purposely decided to have the student type in the name of the candidate rather than a number in order for the student to obtain practice in recognizing and spelling these names. One of them, after all, is bound to be our next president.

Bear in mind this program was written at the end of January, about the time of the Iowa primaries. By the time of publication, the list of probable candidates may very well be quite different. Governor Cuomo, for example, may announce his intention to become a candidate. At periodic intervals, you should update the program to include or delete candidates as events change. This is easily done by revising the names in the data statements in lines 260 through 320.

Each of the seven data lines contains the last name of a current Democratic candidate, his number of votes, the name of a current Republican and his current number of votes. The numbers all start out as zeros for placeholders. They are updated by the DATA.DAT file, which the user may optionally update each time the program is used.

After the student has finished his or her current polling, the S key may be

A polling program to track voting trends

Presidential Election Preview

By Steve Blyn
Rainbow Contributing Editor

pressed to save the current results. The E key is used to end the session. To begin a new session, the student must press the L key to load the saved information.

The information is optionally saved and loaded on disk for the convenience of the user, stored in a file called DATA.DAT on your disk. If additional independent surveys were taken on the same disk, the data of the second would wipe out the data of the first unless they were given different names.

For example, a second student named Freddy may take his own surveys, change the name of his file in lines 340 and 410 from DATA to FREDDY, and save this revised program as FREDDY. When

Freddy uses the computer, he will load the program called FREDDY and the file used will automatically be FREDDY.DAT. This procedure can be repeated for all of the student users if desired.

Program lines 30 and 40 dimension and read in the data. You may alter these two lines if the list of candidates becomes significantly shorter or longer. We chose seven of each as a safe middle ground.

Lines 60 through 140 set up and print the screen. Lines 150 and 160 ask for the user's current choice or update. Lines 200 through 230 add a value of 1 to that candidate's score.

Line 170 checks to see whether the E key was pressed to end the program. Line 180 checks for the L key and will load the data file: This routine is on lines 410 through 450. Line 190 checks for the S key and saves the data file: This routine is on lines 340 through 380. If you want to preserve your current data, be sure to save the file before ending the program.

If you choose never to use the files option, then there is no need to type in the two routines mentioned above. You would key in the program up to Line 320. Lines 180 and 190 would also be unnecessary.

We hope that you and your children/students can use this program to help make our country's electoral process more meaningful. Remember that your personal teaching and input into the children's understanding is the most valuable tool of all. As always, Computer Island appreciates hearing about the children's experiences and reactions to our programs. □

The listing: ELECTION

```

10 REM"ELECTION PREVIEW"
20 REM"<C>STEVE BLYN,COMPUTER IS
LAND,STATEN ISLEAND,NY,1988"
30 DIM A$(7),B$(7),A(7),B(7)
40 FOR T=1 TO 7:READ A$(T),A(T),
B$(T),B(T):NEXT T
50 N=0:CLS:Q$=STRING$(32,239)
60 PRINT@5,"OUR ELECTION PREVI
EW";:PRINT@32,Q$
70 PRINT@64," DEMOCRATS R
EPUBLICANS":PRINT@96,Q$

```

Steve Blyn teaches both exceptional and gifted children, holds two master's degrees and has won awards for the design of programs to aid the handicapped. He owns Computer Island and lives in Staten Island, New York.


```

80 SOUND 200,3:N=0:FOR T=1 TO 7:
PRINT@128+N,A$(T);
90 PRINT@138+N,A(T);
100 N=N+32:NEXT T
110 N=0:FOR T=1 TO 7:PRINT@143+N
,CHR$(233)+" "+B$(T);
120 PRINT@352,Q$
130 PRINT@156+N,B(T);
140 N=N+32:NEXT T
150 PRINT@416," ":PRINT@416,"YOU
R CHOICE IS ";
160 INPUT C$
170 IF C$="E" THEN 250
180 IF C$="L" THEN GOTO 410
190 IF C$="S" THEN GOTO 340
200 FOR Y=1 TO 7
210 IF C$=A$(Y) THEN A(Y)=A(Y)+1
:GOTO 50
220 IF C$=B$(Y) THEN B(Y)=B(Y)+1
:GOTO 50
230 NEXT Y
240 GOTO 150
250 PRINT@416," VOTING COMPLETED
.....THANKYOU";:END
260 DATA HART,0,BUSH,0
270 DATA JACKSON,0,DOLE,0

```

```

280 DATA SIMON,0,KEMP,0
290 DATA DUKAKIS,0,ROBERTSON,0
300 DATA GORE,0,HAIG,0
310 DATA GEPHARDT,0,DUPONT,0
320 DATA BABBITT,0,KIRKPATRICK,0
330 REM OPTION TO SAVE THE FILE
340 PRINT@448,"saving data";:OPE
N"O",#1,"DATA"
350 FOR T= 1 TO 7
360 WRITE #1,A$(T),A(T),B$(T),B(
T)
370 NEXT T
380 CLOSE #1
390 GOTO 50
400 REM OPTION TO LOAD THE FILE
410 PRINT@448,"loading data";:OP
EN"I",#1,"DATA"
420 FOR T= 1 TO 7
430 INPUT #1,A$(T),A(T),B$(T),B(
T)
440 NEXT T
450 CLOSE #1
460 GOTO 50

```

Hardware Special Communications Package

300/1200 baud Fully Hayes
compatible

Modem - 1 Year Warranty

\$109.00

[Modem & Cable]

300/1200/2400 baud
Fully Hayes

Compatible Modem - CCITT
1 Year Warranty

\$179.00

[Modem & Cable]

Software

'KEEP-TRAK' General Ledger Reg. \$69.95—Only \$39.95

"Double-Entry" General Ledger Accounting System for home or business: 16k, 32k, 64k. User-friendly, menu-driven. Program features: balance sheet, income & expense statement (current & 'YTD'), journal, ledger, 899 accounts (2350 entries on 32k & 64k [710 accounts & entries on 16k] [disk only]). Version 1.2 has screen printouts. Rainbow Review 1.1 - 9/84 : 1.2-4/85

"OMEGA FILE" Reg. \$69.95—ONLY \$24.95

Filing data base. File any information with Omega File. Records can have up to 16 fields with 255 characters per field (4080 characters/record). Sort, match & print any field. User friendly menu driven. Manual included (32k/64k disk only).

Rainbow Review 3/85. Hot CoCo 10/85

BOB'S MAGIC GRAPHIC MACHINE

Can generate BASIC code to use in your programs. Easy drawing and manipulation of circles, ellipses, boxes, lines and ARCS. Single joystick operation with on line HELPS at all times. Allows text on the graphics screen & movement of objects on the screen. Can be used as a stand-alone graphics editor. Instruction Manual. **GRAPHICS EDITOR. REG. \$39.95—ONLY \$24.95** for disk or tape. 64k ECB.

Rainbow Review 7/85. Hot CoCo 9/85 **"The graphics bargain of the year"**

'KEEP-TRAK' Accounts Receivable.

Features: auto interest calculation, auto ageing of accounts, installment sales, total due sales, explanation space as long as you need, detailed statements, 'KEEP-TRAK' General Ledger tie in, account number checking, credit limit checking & more. User friendly/menu driven. Includes manual. **\$39.95** or **\$49.95** General Ledger & Accounts Receivables. [Disk Only].

'COCO WINDOWS'

With hi-res character display and window generator. Features an enhanced key board (clicks) and 10 programmable function keys. Allows the user to create multiple windows from basic. Includes menu driven printer setup and auto line numbering. Four function calculator, with memory. The above options can be called anytime while running or writing in BASIC. **APPLE PULL YOUR DRAPES. YOU DON'T WANT TO SEE THIS. \$24.95** [disk or tape] includes manual.

THE OTHER GUYS CoCo

55 North Main Street
Suite 301-D
PO Box H
Logan Utah 84321



(801) 753-7620
(800) 942-9402

(Add \$3.00 for postage & handling)

C.O.D., Money Order, Check in U.S. Funds [Please specify if JSM controller]

**NEW FREE
CATALOG**

NOVICES NICHE



THE RAINBOW is a teaching environment and we realize that the majority of our readers will always be beginners. In our continuing effort to always keep the new user in mind, and in addition to the many beginner feature articles and programs published in every issue, "Novices Niche" contains shorter BASIC program listings that entertain as well as help the new user gain expertise in all aspects of the Color Computer: graphics, music, games, utilities, education, programming, etc.

Utility

Backup and Restore

By Carl England

16K
Disk

The listing: BRU

Most disk crashes are actually directory crashes. Sometimes the crash occurs when you try to save data while using the high-speed poke. Sometimes it occurs when you're trying to read or write to a direct access file record that doesn't exist, and sometimes it is just caused by gremlins on your disk. My program, *BRU*, allows you to restore files you thought would be lost forever.

BRU was designed to back up just the directory, allowing you to keep a file copy of your directory in case the gremlins get you. Eight unused sectors on Track 17 (where the directory is found) are used to store the backup. A directory normally uses 10 sectors, so I had to find a way to compress the backup into eight.

Lines 100 through 150 contain a trap that checks for data that may already exist on the sectors *BRU* uses to back up the directory. Some programs, especially those that run under OS-9, may use these sectors, and you may overwrite valuable data if you use *BRU* on them, so be careful. Line 260 is a trap to prevent you from attempting to restore a directory that has not been backed up.

BRU is simple to use — just load it and follow the prompts. Though it won't recover from crashes that involve data, it can provide useful and rapid recovery from directory crashes, which by far comprise most of all disk crashes. For a quick test to see that *BRU* is working properly, save a file on a blank formatted disk, run *BRU* and select Option 1. Kill the file, run *BRU* again and select Option 2. You should now be able to load the killed file.

```
1Ø 'BACK UP AND RESTORE DIRECTOR
Y
2Ø 'COPYRIGHT (C) 1987
3Ø 'CARL ENGLAND
4Ø CLS: CLEAR5ØØØ
5Ø PRINT"<1> BACKUP DIRECTORY
6Ø PRINT"<2> RESTORE DIRECTORY
7Ø I$=INKEY$: IFI$<"1"ORI$>"2"THE
N7Ø
8Ø ONVAL(I$) GOTO9Ø,26Ø
9Ø FORI=13TO18
1ØØ DSKI$Ø,17,I,A$,B$
11Ø IFB$="BRU"+STRING$(125,255)T
HEN16Ø
12Ø IFA$=STRING$(128,255)ANDB$=A
$THEN15Ø
13Ø PRINTA$B$:PRINT"TRACK 17, SE
CTOR"I:PRINT"CONTAINS DATA. DO
YOU WISH TO OVERWRITE IT?
14Ø I$=INKEY$: IFI$="N"THENENDELS
EIFI$<"Y"THEN14Ø
15Ø NEXT
16Ø DSKI$Ø,17,2,A$,B$:B$="BRU"+S
TRING$(125,255):DSKO$Ø,17,13,A$,
B$
17Ø FORI=3TO12STEP2
18Ø DSKI$Ø,17,I,A$,B$:DSKI$Ø,17,
I+1,C$,D$
19Ø A$=A$+LEFT$(B$,112):C$=C$+LE
FT$(D$,112)
```

```

200 B$="":D$=""
210 FORJ=0TO7
220 B$=B$+MID$(A$,J*32+1,16):D$=
D$+MID$(C$,J*32+1,16)
230 NEXT
240 DSKO$0,17,(I+25)/2,B$,D$
250 NEXT:END
260 DSKI$0,17,13,A$,B$:IFB$<>"BR
U"+STRING$(125,255)THENCLS:PRINT
"ERROR:",,"DISK DOES NOT CONTAIN
BRU FILE":END
270 DSKO$0,17,2,A$,B$
280 FORI=3TO12STEP2

```

```

290 DSKI$0,17,(I+25)/2,A$,B$
300 GOSUB350
310 DSKO$0,17,I,C$,D$
320 A$=B$:GOSUB350
330 DSKO$0,17,I+1,C$,D$
340 NEXT:END
350 C$="":D$=""
360 FORJ=0TO3
370 C$=C$+MID$(A$,J*16+1,16)+STR
ING$(16,255)
380 D$=D$+MID$(A$,J*16+65,16)+ST
RING$(16,255)
390 NEXT:RETURN

```

Fun

Undercover CoCo

By David Compton

16K
ECB

Almost everyone has experimented with "secret codes" at one time or another, and many work the cryptograms in the daily paper. These codes, which are technically simple substitution codes, are time-consuming to construct, and it is easy to make a mistake when working from the original to the cipher.

Now CoCo takes the work out of constructing cryptograms for you. Just run *Encrypt* and, in a few seconds, CoCo generates a new code. Type in your message, and it will be encoded. If you have a printer, you can print it out and give your friends a challenge. (To be fair, you should make your message long so they'll have a better chance of cracking the code.)

There's a small chance that the cipher alphabet won't appear a few seconds after the normal alphabet, as it should. If the computer has not substituted 'Z' for another letter by the time it reaches 'Z', it will go into an infinite loop trying to find another letter. Just press BREAK and run again.

The listing: ENCRYPT

```

10 REM ENCRYPT
20 REM COPYRIGHT (C) 1987
25 REM BY DAVID COMPTON
30 CLS
40 CLEAR1000
50 AL$(1)="ABCDEFGHIJKLMNOPQRSTUVWXYZ
VWXYZ":AL$(2)=AL$(1)
60 PRINTAL$(1)
70 CR=RND(-TIMER)
80 FORX=1TO26
90 CR=RND(26)
100 IFMID$(AL$(1),CR,1)=" "THEN9
0
110 CR$=CR$+MID$(AL$(1),CR,1)
120 IFMID$(CR$,CR,1)=MID$(AL$(1)
,CR,1)THENCR$=LEFT$(CR$,LEN(CR$)
-1):GOTO90

```

MCSSCQ UVJ EIYBLCQ UC I FCFC
"ACU CM DCSH." UVJ EIYBLCQ YT
UVJ CBSX RIDIOYBJ ZNTU MCE XCNE
UIBH FCFC 1, 2 IBH 3 IBH QYSS
RJJU XCNE FCRANUYBD BJJHT MCE
LNTYBJTT IBH ASJITNEJ. LJ TNEJ
UC UNBJ YB BJWU RCBUV MCE CNE
AEYBUJE YTTNJ!

Calling all cryptologists! If you think you have figured out this encrypted message, send the translation to us here at THE RAINBOW by May 1, 1988. If you're right, you could win a copy of *The Third Rainbow Book of Adventures* and its companion tape or disk (be sure to specify which). In case of a tie, we will hold a drawing. Send your entry to The Cryptogram Contest, c/o Novices Niche, The Falsoft Building, 9509 U.S. Highway 42, P.O. Box 385, Prospect, KY 40059.

```

130 MID$(AL$(1),CR,1)=" "
140 NEXT
150 PRINTCR$
160 PRINT:PRINT"MESSAGE:"
170 LINEINPUTM$
180 M=LEN(M$)
190 DIMM$(M)
200 FORY=1TOM
210 F=INSTR(AL$(2),MID$(M$,Y,1))
220 IFF=0THENMC$=M$+MID$(M$,Y,1)
):GOTO240
230 MC$=M$+MID$(CR$,F,1)
240 NEXTY
250 PRINTMC$
260 PRINT
270 INPUT"HARDCOPY (Y/N)";Y$
280 IFLEFT$(Y$,1)="Y"THENPRINT#-
2,MC$:END
290 IFLEFT$(Y$,1)="N"THENEND
300 GOTO270

```

CoCo Caliber

By Brian DeMarco

16K
ECB

Ready, aim, fire! Set your sights for action on the shooting range with *Shoot 'em*. Use your left and right arrow keys to take aim, and press the space bar to fire.

The listing: SHOOTEM

```
2 CLS
3 CLEAR2000
4 T$=CHR$(136)+CHR$(132)
5 DIM A$(3)
6 PO=495
10 A=RND(-TIMER)
20 A$(1)=STRING$(255,32):A$(2)=S
TRING$(255,32):A$(3)=STRING$(255
,32)
30 FORX=1TO100
40 R=RND(254):IF MID$(A$(1),R,1)
<>CHR$(175) THEN MID$(A$(1),R,1)
=CHR$(175):MID$(A$(2),R,1)=CHR$(
159):MID$(A$(3),R,1)=CHR$(175):N
EXTX ELSE GOTO 40
50 M1=RND(254):M2=RND(254):M3=RN
D(254)
55 PRINT@PO-1,T$;
56 E1=300
60 Y$=INKEY$:IF Y$="" THEN GOSUB
490:GOTO60
61 IF Y$=CHR$(8) AND PO-1>480 TH
EN PRINT@PO-1,CHR$(32)+CHR$(32);
:PO=PO-1:PRINT@PO-1,T$;:GOTO60
62 IF Y$=CHR$(9) AND PO<510 THEN
```

```
PRINT@PO-1,CHR$(32)+CHR$(32);:P
O=PO+1:PRINT@PO-1,T$;:GOTO60
70 FORX=PO-32 TO PO-480 STEP -32
75 IFX=E1 THEN E1=0
76 IF X=E2 THEN E2=0
80 IF PEEK(1024+X)=175 OR PEEK(1
024+X)=159 THEN 100 ELSE 90
90 PRINT@X,CHR$(133);:NEXTX
95 GOTO 120
100 IF X>128 AND X<159 THEN MID$
(A$(3),M3+(X-128),1)=CHR$(32) EL
SE IF X>64 AND X<95 THEN MID$(A$
(2),M2+(X-64),1)=CHR$(32) ELSE I
F X>0 AND X<31 THEN MID$(A$(1),M
1+(X-0),1)=CHR$(32)
110 GOTO90
120 FOR X=PO-32 TO PO-480 STEP
-32:PRINT@X,CHR$(32);:NEXTX:GOTO
60
490 GOSUB1000:M1=M1+1:M2=M2-1:M3
=M3+1:IF M1=255 THEN M1=1 ELSE I
F M2=1 THEN M2=255 ELSE IF M3=25
5 THEN M3=1
500 PRINT@0,MID$(A$(1),M1,32):PR
INT@64,MID$(A$(2),M2,32):PRINT@1
28,MID$(A$(3),M3,32):RETURN
1000 IF E1=0 THEN E1=PO-480
1010 IF E2=0 THEN E2=RND(31)-1
1020 PRINT@E1,CHR$(32);:PRINT@E2
,CHR$(32);:E1=E1+32:E2=E2+32
1030 IF E1>511 THEN E1=0
1035 IF E2>511 THEN E2=0
1040 PRINT@E1,CHR$(134+64);:PRIN
T@E2,CHR$(134+64);:IF PEEK(PO+10
24)=134+64 OR PEEK(PO-1+1024)=13
4+64 THEN END ELSE RETURN
```

Home Help

A CoCo Pop-Up Calendar

By Fred Kolesar

4K

Picture this: You're laboring away at the CoCo and need to know the date of the first Saturday in May. Ransacking your desk yields no calendar. Then you remember — there's a calendar installed as a subroutine in the very program you're using. A few quick keystrokes and the information is found.

Calendar is, of course, a program in its own right. But if you opt to add *Calendar* to another program as a subroutine, you'll need to keep your variables separate. *Calendar* uses these five variables: L — loop start value for the PRINT TAB(P) F/N loop; P — PRINT TAB position; D — day of the month; M — month of the year; and M\$ — month names. If the larger program uses any of these variables, you will need to rename *Calendar*'s.

To change the calendar to another year, just change the date in Line 5 from 1988 to the year you want displayed. Edit Line 1 and set the variable L to the print position of the first day of that year (Sunday, L=2; Monday, L=6; Tuesday, L=10; Wednesday, L=14; Thursday, L=18; Friday, L=22; Saturday, L=26). January 1, 1988, was on a Friday, so Variable L has a value of 22 this year. Since 1988 is a leap year, you'll need to change the value on Line 2 from IF D=29 AND M=2 to IF D=28 AND M=2 for non-leap years. Press the space bar to advance to the month you want.

To end *Calendar*, just press the CLEAR key. To escape the program as a subroutine, edit Line 4 and change the statement END to RETURN.

The listing: CALENDAR

```
0 'calendar' by: fred kolesar
7 ladd road, westfield,pa
16950 4/87
1 L=22:M=0:GOSUB5:M$="JANFEBMARA
```

```

PRMAYJUNJULAUGSEPOCTNOVDEC
2 FORP=L TO26STEP4:D=D+1:PRINTTA
B(P)D;:IFD=29ANDM=2GOSUB4ELSEIFD
=3ØTHENIFM=4ORM=6ORM=9ORM=11GOSU
B4ELSEELSEIFD=31GOSUB4
3 NEXT:PRINT:L=2:GOTO2

```

```

4 EXEC44539:IFPEEK(135)=12THENEN
D
5 IFM=12THEN1ELSECLSØ:D=Ø:PRINT@
76,MID$(M$,M*3+1,3)" 1988";:M=M+
1:PRINT@192," SUN MON TUE WED T
HU FRI SAT":RETURN

```

CoCo 3 Graphics

High-Tech Quilting Bee

CoCo 3

By Bernice M. Shoobs

I call my program *Quilt*, but you can call it a game, tapestry, window shade, wall hanging or whatever you want. The program creates designs on your PMODE 4 screen with the use of the composite monitor (to see the simulated colors).

The designs are created by concentric and overlapping circles forming vertically down the screen. When prompted, the user inputs the *x* step increment, the *y* step increment and the radius of the circle. Keeping the *x* and *y* increment values between step 5 and step 20 and keeping the radius value between 6 and 25 make the most striking designs.


Quilt begins by giving the user some sample *x*, *y* and radius figures, which I have found to produce interesting patterns. Once you get the idea and begin to see the patterns take form, use your imagination. Some advice: Do not make the increments extremely small while the radius is large, and vice versa. Also, let the entire pattern develop before you decide to break the program. You will be surprised at the results.

The listing: QUILT

```

1Ø CLS
2Ø ON BRK GOTO 22Ø
3Ø F1$="      ###          ###
   ###"
4Ø PRINT @Ø,"BEGIN MAKING PATTERN
S WITH THESE"
5Ø PRINT @4Ø,"NUMBERS THEN--"
6Ø PRINT@67,"C R E A T E  YOUR
O W N !"
7Ø PRINT@96,STRING$(32,"-")
8Ø PRINT@128,"X INCREMENT  Y INC
REMENT  RADIUS"
9Ø PRINT@16Ø,STRING$(32,"-"):GOS
UB 27Ø:RESTORE
1ØØ REM *****
11Ø REM
12Ø INPUT"NO. OF X STEP INCREMEN
T";A
13Ø INPUT "NO. OF Y STEP INCREME
NT";B
14Ø INPUT "NO. RADIUS OF CIRCLE"
;C
15Ø WIDTH 32
16Ø PMODE 4,1:PCLS:SCREEN 1,1
17Ø FOR X=Ø TO 255 STEP A

```



```

18Ø FOR Y=Ø TO 191 STEP B
19Ø CIRCLE (X,Y),C
2ØØ NEXT Y,X
21Ø FOR T=1 TO 24ØØ:NEXT T
22Ø CLS
23Ø INPUT "ANOTHER ONE? <Y/N> ";
A$
24Ø IF A$="Y" THEN 1Ø ELSE END
25Ø REM *****
26Ø REM
27Ø READ X,Y,C
28Ø IF X=99 THEN RETURN
29Ø PRINT USING F1$;X,Y,C
3ØØ GOTO 27Ø
31Ø DATA 11,11,17
32Ø DATA 1Ø,7,1Ø
33Ø DATA 12,1Ø,21
34Ø DATA 13,6,11
35Ø DATA 16,8,14
36Ø DATA 5,1Ø,15
37Ø DATA 99,99,99

```

Submissions to "Novices Niche" are welcome from everyone. We like to run a variety of short programs that can be typed in at one sitting and are useful, educational and fun. Keep in mind, although the short programs are limited in scope, many novice programmers find it enjoyable and quite educational to improve the software written by others.

Program submissions must be on tape or disk. We're sorry, but we cannot key in program listings. All programs should be supported by some editorial commentary, explaining how the program works. If your submission is accepted for publication, the payment rate will be established and agreed upon prior to publication.

RAINBOW

Give us your best: Join the ranks of these courageous CoCoists in showing the Color Computer world your high score at your favorite micro-diversion. We want to put your best effort on record in THE RAINBOW's "Scoreboard" column. All entries must be received 60 days prior to publication. Entries should be printed — legibly — and must include your full name, address, game title, company name and, of course, your high score. Each individual is limited to three score entries per month. Send your entries to Scoreboard, c/o THE RAINBOW. For greater convenience, your high scores may also be sent to us through the MAIL section of our Delphi CoCo SIG. From the CoCo SIG> prompt, pick MAIL, then type SEND and address to: EDITORS.

★ Current Record Holder ● Shutout

ADVANCED STAR TRENCH (THE RAINBOW, 7/86) 4,750 ★Stephane Martel, Laval, Quebec 4,475 David Schaller, Clarkston, WA 4,300 Jeffrey Warren, Waynesville, NC 3,960 Maurice MacGarvey, Dawson Creek, British Columbia 3,960 Robbi Smith, Helena, HI	DEF MOV (THE RAINBOW, 1/87) 35,331 ★David Schaller, Clarkston, WA 30,253 Benoit Landry, Drummondville, Quebec 25,739 John Weaver, Amsterdam, NY	DRAGON FIRE (Radio Shack) 160,835 ★Eric Olson, Wheaton, IL 146,325 Stephane Martel, Laval, Quebec 9,861 Michael Adams, Columbia, SC 5,561 Chris Lorenz, Kiester, MN
ALPINE SLOPES (THE RAINBOW, 12/85) 13,140 ★Ron Silvestro, Lindenwold, NJ 9,880 Walter Schilling, Lindenwold, NJ 7,340 Gary Demerest, Lindenwold, NJ 6,110 Rick McElroy, Lindenwold, NJ	DEMON ATTACK (Imagic) 72,410 ★Glenn Hodgson, Aberdeenshire, Scotland 67,760 Jim Davis, Sandwich, IL 40,435 Upton Thomas, Arnold, MD 28,780 Daniel Streidt, Cairo, Egypt 16,995 Todd VanNatta, Isle of Palms, SC	DRAC (Tom Mix) 104,850 ★Don Mullis, Delavan, WI
ASTRO BLAST (Mark Data) 48,825 ★Tony Bacon, Mt. Vernon, IN	DESERT PATROL (Arcade Animation) 377,050 ★Jason Lakes, Franklin, OH	ESCAPE 2012 (Computerware) 202 ★Roy Grant, Toledo, OH
BEE ZAPPER (THE RAINBOW, 9/87) 9,650 ★Benoit Landry, Drummondville, Quebec 9,450 Phillip Holsten, Modesto, CA	DESERT RIDER (Radio Shack) 80,703 ★Thomas Payton, Anderson, SC 50,797 Patrick Devitt, Lombard, IL 26,125 Ryan Grady, Newbury Park, CA 24,355 Roby Janssen, Clear Lake, IA	FIRE COPTER (Adventure International) 77,030 ★Mike LeBrun, Cornwall, Ontario 56,840 Michael Adams, Columbia, SC
BIOSPHERE (Radio Shack) 47,360 ★Upton Thomas, Arnold, MD	DEVIL ASSAULT (Tom Mix) 1,866,100 ★Stephane Martel, Laval, Quebec 623,550 Dale Krueger, Maple Ridge, British Columbia 75,000 Blake Cadmus, Reading, PA 40,800 Benoit Landry, Drummondville, Quebec	FIRESTORM (THE RAINBOW, 1/66) 22,505 ★Chad Presley, Luseland, Saskatchewan 11,250 Stephane Martel, Laval, Quebec 5,680 Kathy Rumpel, Arcadia, WI 3,760 Rick Beavers, Bloomfield, MN 3,505 Blake Cadmus, Reading, PA
BUZZARD BAIT (Tom Mix) 22,931,850 ★Skip Taday, East Lyme, CT 763,550 Geran Stalker, Rivardalo, GA 187,750 Keith Janas, Kitwanga, British Columbia	DISCRIMINATION (THE RAINBOW, 1/87) 15 ★Patrick Martel, Laval, Quebec	FRACTION FEVER (Spinnaker) 10,480 ★Shawn Riggins, Orangevale, CA
CANYON CLIMBER (Radio Shack) 1,627,500 ★Matthew Fumich, Munford, TN 202,000 David Brown, New Waterford, Nova Scotia 178,200 Darren King, Yorkton, Saskatchewan 169,000 Gregory Speer, Emporia, KS 165,500 Sara Mittelstaedt, Kiel, WI 159,200 Upton Thomas, Arnold, MD 150,200 Brian Lewis, Baltimore, MD 141,400 Michael Petry, Kansas, AL 135,600 Eric Rose, Grand Coulee, WA 130,400 Joanna Wanagel, Freeville, NY	DONPAN (Radio Shack) 53,100 ★Jim Davis, Sandwich, IL 52,600 Eric Olson, Wheaton, IL	GALACTIC ATTACK (Radio Shack) 26,370 ★Jeff Remick, Warren, MI 10,600 Brian Crabtree, College Park, WA 9,930 Daniel Streidt, Cairo, Egypt
CLOWNS & BALLOONS (Radio Shack) 688,960 ★Faye Keefer, Augusta, GA 70,180 Charles Andrews, Delta Jct, AK 36,650 Melody Webb, Lakeport, CA 15,950 Matthew Smith, Courtenay, British Columbia	DOUBLE BACK (Radio Shack) 172,320 ★Richard Winkelbauer, Bronx, NY 136,510 Don Mullis, Delavan, WI 51,470 Betty Mullis, Delavan, WI 50,700 Tristan Terkuc, Richmond, Ontario 34,990 Darren Lowe, White Rock, British Columbia	GALACTIC FIGHTER (Four Star Software) 153,725 ★Michael Heitz, Chicago, IL
COLOR CAR (NOVASOFT) 218,773 ★Alan Martin, Cornwall, Ontario	DOWNLAND (Radio Shack) 99,980 ★Danny Wimett, Rome, NY 96,985 Karl Gulliford, Summerville, SC 97,740 Stephane Deshaies, Beloeil, Quebec 89,490 Neil Edge, Williston, FL 77,254 Tom Audas, Fremont, CA 73,346 Jean-Francois Morin, Loretteville, Quebec 70,142 Chris Goodman, Baltimore, MD 68,142 Cooper Valentin, Vavenny, British Columbia 67,721 Keith Yampanis, Jaffrey, NH 62,442 Eddie Lawrence, Pasadena, Newfoundland 55,300 Patricio Gonzalez, Buenos Aires, Argentina 49,500 Danny Perkins, Clifton Forge, VA 49,441 Kevin Pater, Port Alberni, British Columbia 49,254 David Brown, New Waterford, Nova Scotia 43,502 Mike Ellis, Charlotte, MI 41,896 Antonio Hidalgo, San Jose, Costa Rica 40,360 Jesse Binns, Phoenix, AZ 34,424 Andrea Mayfield, Melbourne, FL 25,148 Michelle Murray, Salem, IN 25,147 Timothy O'Neal, Commerce, TX 22,739 Kyle Sheppard, Fairview, NC	GALAGON (Spectral Associates) 357,890 ★Jason Clough, Houston, TX 328,820 Bernard Burke, Lee's Summit, MO 249,960 Matthew Fumich, Munford, TN 169,410 Danny Dunne, Pittsfield, NH 149,520 Vernon Johnson III, Parkville, MD
COLOR POKER (THE RAINBOW, 4/83) 21,504,600 ★Earl Foster, Lynchburg, VA	DRAGON BLADE (Prickly-Pear) 69 ★Anna Kurtz, Bath, IN	GALAX ATTACK (Spectral Associates) 236,350 ★Corey Leopold, Nada, TX 28,300 Augusto Voysest, Lima, Peru
CRYSTLE CASTLES (ThunderVision) 554,979 ★Patrick Martel, Laval, Quebec 60,107 Alphonse Brown, Houston, TX		GANTELET (Diacom Products) 23,643,720 ★Geran Stalker, Rivardalo, GA 20,921,490 Randall Edwards, Dunlap, KS 10,222,940 Clinton Morell, Sacramento, CA 10,020,500 Ken Hubbard, Madison, WI 7,493,340 Stirling Dell, Dundalk, Ontario 2,626,950 Jonathon Ross, Pocomoke City, MD 2,512,620 Jason Steele, Pensacola, FL 2,312,640 Rory Kostman, Hershey, NE 2,115,790 Jerry Honigman, Waggoner, IL 2,011,200 Jerry Colbert, Bakersfield, CA 1,245,550 Donald Cathcart, Halifax, Nova Scotia 1,224,190 Jonathan Wanagel, Freeville, NY
DALLAS QUEST (Radio Shack) 81 ★Brad Wilson, Lithia Springs, GA 85 David and Shirley Johnson, Leicester, NC 86 Roy Grant, Toledo, OH 86 Melanie Moor, Florence, AL 86 Paul Summers, Orange Park, FL 87 Douglas Bell, Duncan, OK 89 Chris Piche, White Rock, British Columbia 89 Milan Parekh, Fullerton, CA 89 Andrew Urquhart, Metairie, LA 89 Steve Zematits, Howell, MI		GHANAWANA (Radio Shack) 2,350,750 ★Michael Heitz, Chicago, IL 702,520 Joseph Delaney, Augusta, GA
DECATHALON (Spectral Associates) 10,400 ★Tom DiVittorio, Glassboro, NJ 7,440 Wayne Hufford, Kincardine, Ontario 7,218 Martin Parada, Arcadia, CA		GIN CHAMPION (Radio Shack) 1,074 ★William Ehardt, Darien, IL
DEFENSE (Spectral Associates) 16,305 ★Patrick Martel, Laval, Quebec		GROBOT (Children's Computer Workshop) 8,090 ★Curt Label, Louisville, KY
		HALLOWEEN (THE RAINBOW, 10/86) 625 ★Clara Smith, Courtenay, British Columbia
		HITCHHIKER'S GUIDE TO THE GALAXY (Infocom) 400/422 ★Jeff Holtham, Waterloo, Ontario 400/510 Brad Wilson, Lithia Springs, GA
		INTERBANK INCIDENT (Radio Shack) 4,861 ★Shara and Chris Euton, Lilburn, GA
		IRON FOREST (Diacom Products) 1,013,100 ★William Weller, Kailua, HI
		JOKER POKER (THE RAINBOW, 3/87) 2,793,285 ★Blain Jamieson, Kingston, Ontario 205,239 Paul Dykes, Baton Rouge, LA

SCOREBOARD

13,377	Jason Ebbeling, Berkshire, MA	POLARIS (Radio Shack)	919,085	★Clinton Terry, Toronto, Ontario	STRATEGY FOOTBALL (THE RAINBOW, 8/83)	153-0	★Michael Heitz, Chicago, IL	
11,000	Frankie DiGiovanni, Olney, MD	POLTERGEIST (Radio Shack)	4,855	★Darren Lowe, White Rock, British Columbia	STORM (Computerware)	113,315	★Tony Bacon, Mt. Vernon, IN	
JUNIOR'S REVENGE (Computerware)	2,503,000	★Stephane Martel, Laval, Quebec	257,600	Keith Cohen, Rocky Mount, NC	69,645	★Michael Bacon, Mt. Vernon, IN	★Richard Donnell, Penns Grove, NJ	
JUNKFOOD (THE RAINBOW, 11/84)	25,670	★John Guptill, Columbia, MO	18,650	Daniel Streidt, Cairo, Egypt	SUCCESS MANSION (THE RAINBOW, 1/87)	13/13	★Dave Alessi, Iselin, NJ	
KARATE (Diecom Products)	31,000	★Wayne Hufford, Kincardine, Ontario	11,600	Jonathon Ross, Pocomoke City, MD	SUPER ROOTER (THE RAINBOW, 5/86)	15,180	★Frederick Lajoie, Nova Scotia, Canada	
THE KING (Tom Mix)	3,824,280	Benoit Landry, Drummondville, Quebec	49,400	David Darling, Longlac, Ontario	3,910	Daniel Bradford, Birmingham, AL	TEMPLE OF ROM (Radio Shack)	
22,400	Spencer Metcalf, Longview, TX	KING TUT (Tom Mix)	44,500	★Curt Lebel, Louisville, KY	303,600	★Tim Hennon, Highland, IN	138,400	Gary Budzak, Westerville, OH
KORONIS RIFT (Epyx)	186,710	★Tony Harbin, Cullman, AL	184,180	Russell Johnson, Sarnia, Ontario	125,200	★Matthew Murray, Salem, IN	TREASURE QUEST (THE RAINBOW, 11/86)	
184,120	John Farrar, Lebanon, TN	174,810	Donald Cathcart, Halifax, Nova Scotia	133,990	Paul Blessing, Spring, TX	29,340	★Matthew Smith, Courtenay, British Columbia	
KUNG-FU DUDE (Sundog Systems)	32,000	★Tony Geitgey, University Park, PA	LUNAR RESCUE (THE RAINBOW 8/87)	260,427	★Tom Beeker, Gracey, KY	246,668	Phillip Holsten, Modesto, CA	
175,771	Jim Davis, Sandwich, IL	113,579	Jeff Remick, Warren, MI	MAGIC OF ZANTH (Computerware)	47	★Robert Williams, Yellowknife, Northwest Territory	MEGA-BUG (Radio Shack)	
9,016	★Heather Richwalski, Medford, WI	5,172	Jason Ebbeling, Berkshire, MA	MISSION: F-16 ASSAULT (Diecom Products)	468,750	★Karen Jessen, Cleveland, OH	355,570	Stirling Dell, Dundalk, Ontario
318,160	Jeremy Pruski, Sandwich, IL	144,510	Donald Cathcart, Halifax, Nova Scotia	137,920	Mike Grant, Fresno, CA	MUNCHKIN BLASTER (THE RAINBOW, 8/87)	11,950	★Jim Davis, Sandwich, IL
10,420	Gabe Emerson, Baraboo, WI	9,760	Tom Beeker, Gracey, KY	9,080	John Weaver, Amsterdam, NY	9,000	Benoit Landry, Drummondville, Quebec	
ONE-ON-ONE (Radio Shack)	1,302-0	★Thomas Payton, Anderson, SC	1,276-0	★Jonathan Dorris, Indianapolis, IN	1,210-0	★Gregg Thompson, Chesterfield, VA	1,204-0	★Chad Johnson, Benton, AR
1,160-0	★Mark Lang, Downieville, CA	PANIC BUTTON (Radio Shack)	2,192	★Eric Olson, Wheaton, IL	190	Roby Janssen, Clear Lake, IA	PAPER ROUTE (Diecom Products)	
1,550,110	★Mike LeBrun, Cornwall, Ontario	PARAMISION (THE RAINBOW, 5/87)	3,500	★Jim Davis, Sandwich, IL	PEGASUS AND THE PHANTOM RIDERS (Radio Shack)	329,000	★Joseph Delaney, Augusta, GA	
303,100	Mike Grant, Fresno, CA	244,100	Martinez Domingo, Miami, FL	67,100	Ryan Grady, Newbury Park, CA	PINBALL (Radio Shack)	399,350	★Troy Stoll, Washington, IN
369,463	Thomas Payton, Anderson, SC	213,300	Patrick Martel, Laval, Quebec	142,400	Thomas Payton, Anderson, SC	PITSTOP II (Epyx)	54	★Rusty Breitbach, Rickardsville, IA
54	★Jeff Coburn, Easton, PA	54	★Walter Hearne, Pensacola, FL	54	★Thomas Payton, Anderson, SC	54	★Jeff Szczerba, Sturtevant, WI	
54	★Sean Noonan, Green Bay, WI	54	★Brad Wilson, Lithia Springs, GA	51	Christian Grenier, Valleyfield, Quebec	49	Randy Venable, Coal City, WV	
9	Laundre Clemon, Sacramento, CA	PLANETFALL (Infocom)	400/210	★Brad Wilson, Lithia Springs, GA				
POLARIS (Radio Shack)	919,085	★Clinton Terry, Toronto, Ontario	POLTERGEIST (Radio Shack)	4,855	★Darren Lowe, White Rock, British Columbia	POPCORN (Radio Shack)	94,470	★Patrick Martel, Laval, Quebec
44,010	Kevin Pater, Port Alberni, British Columbia	25,850	Matthew Leitman, Beaconsfield, Quebec	16,720	Michael Bacon, Mt. Vernon, IN	PYRAMID (Radio Shack)	220	★Jason Ebbeling, Berkshire, MA
PYRAMID 2000 (Radio Shack)	220	★Darren King, Yorkton, Saskatchewan	100	Peter Antonacopoulos, Toa Baja, Puerto Rico	PYRAMIX (ColorVenture)	17,170	★Janet Kim, Pinckneyville, IL	
QUIX (Tom Mix)	8,407,772	★John Haldane, Tempe, AZ	1,404,000	Curtis Goodson, Sao Paulo, Brazil	1,003,104	Elisa Goodson, Sao Paulo, Brazil	326,192	Martin Parada, Arcadia, CA
205,335	John Hotaling, Duaneburg, NY	RESCUE ON FRACTALUS (Epyx)	288,084	★Donald Cathcart, Halifax, Nova Scotia	270,000	Russell Johnson, Sarnia, Ontario	190,915	Leon Beggs, Bellingham, WA
167,947	Roger Smith, High Prairie, Alberta	148,932	Mike LeBrun, Cornwall, Ontario	RETURN OF JUNIOR'S REVENGE (Colorware)	1,792,800	★Chad Presley, Luseland, Saskatchewan	RETURN OF THE JET-I (ThunderVision)	
309,250	★Melody Webb, Lakeport, CA	ROGUE (Epyx)	43,222	★Hans Lutenegger, Madison, IA	27,542	Melanie Lapoint, Fitchburg, MA	21,682	Paul Blessing, Spring, TX
17,851	Yvan Langlois, Laval, Quebec	8,812	Allen Houk, San Diego, CA	SAILOR MAN (Tom Mix)	1,019,200	★Gabriel Assel, Cameron, MO	341,800	Jason Clough, Houston, TX
332,600	Jeremy Carter, Spring Lake Park, MN	267,200	Patrick Devitt, Lombard, IL	SANDS OF EGYPT (Radio Shack)	67	★Tristan Terkuc, Richmond, Ontario	82	Edward Rocha, Cobleskill, NY
86	Roy Grant, Toledo, OH	87	Neil Haupt, Elyria, OH	117	John Lente, Austin, TX	SANDWORM (THE RAINBOW, 8/86)	995	★Matthew Smith, Courtenay, British Columbia
SHOOTING GALLERY (Radio Shack)	23,100	★Richard Winkelbauer, Bronx, NY	SHOOT'N RANGE (THE RAINBOW, 8/87)	13,794	★Phillip Holsten, Modesto, CA	5,998	Richard Winkelbauer, Bronx, NY	
5,433	Benoit Landry, Drummondville, Quebec	SHORT-TERM MEMORY TEST (THE RAINBOW, 12/85)	20	★Brian and Harold Matherne, Gretna, LA	SLAY THE NERUIS (Radio Shack)	53,788	★Jim Davis, Sandwhich, IL	
SPACE ASSAULT (Radio Shack)	6,200	★John Weaver, Amsterdam, NY	SPEED RACER (MichTron)	81,020	★Wayne Hufford, Kincardine, Ontario	SPEEDSTER (THE RAINBOW 8/87)	32,110	★Lisa Williamson, Watauga, TX
22,750	Benoit Landry, Drummondville, Quebec	10,500	Sara Mittelstaedt, Kiel, WI	4,710	Andrea Reelitz, Greenville, IL	3,380	Kevin Hilton, Gurdon, AR	
SPIDERCIDE (Radio Shack)	7,290	★Upton Thomas, Arnold, MD	STELLAR LIFE-LINE (Radio Shack)	629,000	★Steven Smith, Matthews, NC	114,620	Martinez Domingo, Miami, FL	
TREKBOER (Mark Data)	132	★Matthew Fumich, Munford, TN	123	Roy Grant, Toledo, OH	TUT'S TUMB (Mark Data)	118,720	★Reina Roy, Carleton, Quebec	
74,780	Mack Haynes, Nice, CA	72,000	Chad Presley, Luseland, Saskatchewan	60,020	Don Siler, Muncie, IN	45,000	Blake Cadmus, Reading, PA	
VARLOC (Radio Shack)	2,032	★Tony Harbin, Cullman, AL	2,032	★Edward Rocha, Cobleskill, NY	2,008	Philip Puffinburger, Winchester, VA	1,995	Denise Rowan, Minneapolis, MN
1,991	Ryan Grady, Newbury Park, CA	1,988	Randall Edwards, Dunlap, KS	1,975	Bernard Florence, Croydon, Australia	VICIOUS VIC (THE RAINBOW, 7/86)	18,813	★Talib Khan, Bronx, NY
11,902	Martha James, Swarthmore, PA	10,489	Karl Gulliford, Summerville, SC	6,294	Pat O'Neill, Nepean, Ontario	4,643	Martha James, Swarthmore, PA	
3,285	Richard Donnell, Penns Grove, NJ	THE VORTEX FACTOR (Mark Data)	100/276	★Tommy Crouser, Dunbar, WV	100/483	Rick & Brenda Stump, Laureldale, PA	210	Paul Maxwell, Vancouver, British Columbia
WARP FACTOR X (Prickly-Pear)	10,577,051	★Doug Lute, Clymer, PA	WISHBRINGER (Infocom)	400/201	★Brad Wilson, Lithia Springs, GA	WRESTLE MANIAC (Diecom)	956,971	★Marc Reiter, Cincinnati, OH
546,315	Louis Bouchard, Gatineau, Quebec	45,483	Tony Bacon, Mt. Vernon, IN	42,105	David Brown, New Waterford, Nova Scotia	39,086	Billy Helmick, Independence, KY	
ZAKSUND (Elite Software)	357,550	★Martin Parada, Arcadia, CA	268,350	Tony Bacon, Mt. Vernon, IN	44,900	Michael Adams, Columbia, SC	39,950	Walter Hearne, Pensacola, FL
ZAXXON (Datasoft)	2,061,000	★Byron Aiford, Raytown, MO	1,950,000	Blake Cadmus, Reading, PA	1,300,500	Dan Brown, Pittsford, NY	1,100,600	Andrew Urquhart, Metairie, LA
253,400	Bob Dewitt, Blue Island, IL	170,600	Matthew Yarrows, East Hampton, MA	163,700	Daniel Bradford, Birmingham, AL	137,200	Upton Thomas, Arnold, MD	
ZONERUNNER (Radio Shack)	65,535	★Donald Cathcart, Halifax, Nova Scotia	ZONX (THE RAINBOW, 10/85)	6,500	★Daniel Streidt, Cairo, Egypt	ZORK I (Infocom)	400/720	★Brad Wilson, Lithia Springs, GA
ZUES (Aardvark)	3,380	★Martin Kertz, Forrest City, AR						

— Jody Doyle

SCOREBOARD POINTERS

In conjunction with THE RAINBOW's Scoreboard, we offer this column of pointers for our game-playing readers' benefit. If you have some interesting hints, tips or responses to questions, or want help yourself, we encourage you to write to the Scoreboard, c/o THE RAINBOW.

Feedback

In response to questions from:

● Curtis Schaaf, Eric Reitz and Matt Hoyer: In *Sands of Egypt*, the dates are in the tree. Feed the dates to the camel and ride to the scepter. The snake oil is to oil the scepter. Check the pyramid after you get the scepter.

● Patrick Slagle: In the *Interbank Incident*, the slot in the yacht is a tape player.

● Cory Harris: Get in the boat and give the monkey some tobacco in *Dallas Quest*.

● Thomas Crowe: In *Dallas Quest*, to pass the rat, get the sunglasses at the pool and give them to the owl. Go to the barn and drop the owl. Read the tombstone or get lost in the field.

● David Whyburd: In *Vortex Factor*, a clue to the combination to the safe is found in the office deck in London.

In *Dungeons of Daggorath*, how do I incant the wizard's supreme ring?

David A. Ellis
Hopkinsville, KY

● John Austin: In *Hitchhiker's Guide to the Galaxy*, when the bugblatter beast asks for your name, tell him Arthur Dent, then go east. Type PUT TOWEL OVER MY EYES and get the sharp stone. Carve "Arthur Dent" and remove the towel. Go west then southwest and get the interface. Wait until the beasthunters come.

● Marc Paulin: In *Dallas Quest*, to stop sinking, you should try giving the monkey some tobacco out of the pouch. He will then plug the hole with his tail.

● Ted Scarbrough: In *Sea Quest*, the piece you are missing is the ruby statue. It can be found by digging where the weather balloon is.

I found the anchor, pearl, silver and the statue. Where is the diamond ring?

Chris Holcomb
Syracuse, NY

● Paul King: In *Dallas Quest*, bribe the monkey with the tobacco to plug the hole. Then, just row with the shovel.

● Ric Yates: In *Dallas Quest*, get to the trading post and type PULL CURTAIN.

Al Adams
Windsor, PA

● Stevie Nakahara: In order to get the vector plotter in *Hitchhiker's Guide to the Galaxy*, turn the switch that is located in the Vagon Hold. You don't need the keyboard. Remember, take it easy and try to enjoy the Vagon poetry. In order to get past the screening door, you must show it tea and no tea at the same time.

In *The Magic of Zanith*, how do I get past the lake and how do I open the bottle?

Jeff Holtham
Waterloo, Ontario

● Graham Stinson: In *Sands of Egypt*, the axe can be found at the top of the pyramid. It is used to cut the palm fronds at the tree. In order to get to the tree, go to the pool and type WALK TREE.

How do you get into Krill's Lair in *Enchanter*?

Joseph Delaney
Augusta, GA

Scoreboard:

In *Dungeons of Daggorath*, try not to keep everything you find. It will weigh you down, make your heart speed up and make you faint more easily.

If you find an object and cannot reveal it, then stow it in your backpack and try to reveal it again after killing more creatures.

When using rings, be sure your heart is rested or the use of the ring may kill you.

Once you go down a level, don't go back up or the wizard will send stronger creatures to destroy you on that level.

Try to learn to recognize the sound of each monster; this will help you to get ready to fight them.

If you have a cassette player, try to save your place on the tape because it will save you a lot of time and is very handy.

Brian Liguori
Bangor, PA

Scoreboard:

In *Dungeons of Daggorath*, how do you incant the Supreme ring?

In *Pyramid*, how do you water the bean plant? When do you use PLUGH?

In *Raaka-Tu*, how can you find the gem? What do you do after you go down the secret passage and climb the hole?

Stephane Martel
Laval, Quebec

Scoreboard:

How do you defeat the wizard's image in *Dungeons of Daggorath*?

How do you get past the rug and the statue after it turns toward the west door in *Raaka-Tu*?

Matthew Lohse
Camarillo, CA

Scoreboard:

In *Hall of the King*, I cannot burn the fermenting grain and get to the hidden room. I have the match and the stick, but whenever I try to light it, the game says "You can't do that now!" What is the acid in the vial used for, and what is the purpose of the "still air" in the high priest's chamber?

David Galloway
Phoenix, MD

Scoreboard:

In *Sands of Egypt*, I'm in the outer chamber. I've translated the hieroglyphics but need specific instructions on what to do with the scepter. The hole in the roof just brings me back to the emptied pool.

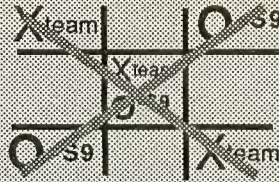
In *Dallas Quest*, I'm in Chugalug's Emporium and need to know where the flashlight is so I can light the basement.

George Lane
Chicago, IL

To respond to other readers' inquiries and requests for assistance, reply to "Scoreboard Pointers," c/o THE RAINBOW, P.O. Box 385, Prospect, KY 40059. We will immediately forward your letter to the original respondent and, just as importantly, we'll share your reply with all "Scoreboard" readers in an upcoming issue.

For greater convenience, "Scoreboard Pointers" and requests for assistance may also be sent to us through the MAIL section of our Delphi CoCo SIG. From the CoCo SIG > prompt, pick MAIL, then type SEND and address to: EDITORS. Be sure to include your complete name and address.

XTEAM & OS-9



BOTH WINNERS

All of our OS-9 products work with:

- OS-9 version 1
- OS-9 version 2
- OS-9 Level 2

XTERM

OS-9 Communications program

- Menu oriented
- Upload/download Ascii or XMODEM protocol
- Execute OS-9 commands from within XTERM
- Definable macro keys
- Works with standard serial port, RS232 Pak, or PBJ 2SP Pack, Includes all drivers
- Works with standard screen, Xscreen WORDPAK or DISTO 80 column board

\$49.95 with source **\$89.95**

XDIR & XCAL

- Hierarchical directory
- Full sorting
- Complete pattern matching
- OS-9 calculator
- Decimal, Hex, Binary
- +, -, *, /, AND, OR, XOR, NOT

\$24.95 with source **\$49.95**

XDIS

OS-9 disassembler

\$34.95 with source **\$54.95**

HARDWARE

- 512k memory upgrade **\$80.00**
- Ram Software
- Ram Disk
- Print Spooler
- Quick Backup
- All three for only **\$19.95**

*Software by ColorVenture

XWORD

OS-9 word processing system

- Works with standard text screen, XSCREEN, WORDPAK, or DISTO
- True character oriented full screen editing
- Full block commands
- Find and Replace commands
- Execute OS-9 commands from within
- Proportional spacing supported
- Full printer control, character size, emphasized, italics, overstrike, underline, super/sub-scripts
- 10 header/footers
- Page numbering in decimal or Roman numerals
- Margins and headers can be set different for even and odd pages

\$69.95 with source **\$124.95**

XMERGE

Mail merge capabilities for XWORD

\$24.95 with source **\$49.95**

XSPELL

OS-9 spelling checker, with 20000 and 40000 word dictionaries

\$39.95

XTRIO

XWORD/XMERGE/XSPELL

\$114.95 with source **\$199.95**

XED

OS-9 full screen editor

\$39.95 with source **\$79.95**

AND FOR RS DOS ...

SMALL BUSINESS ACCOUNTING

This sales-based accounting package is designed for the non-accountant oriented businessman. It also contains the flexibility for the accounting oriented user to set up a double entry journal with an almost unlimited chart of accounts. Includes Sales Entry, transaction driven Accounts Receivable and Accounts Payable, Journal Entry, Payroll Disbursement, and Record Maintenance programs. System outputs include Balance Sheet, Income Statement, Customer and Vendor status Reports, Accounts Receivable and Payable Aging Reports, Check Register, Sales Reports, Account Status Lists, and a Journal Posting List.

\$79.95

INVENTORY CONTROL/SALES ANALYSIS

This module is designed to handle inventory control, with user defined product codes, and produce a detailed analysis of the business' sales and the sales force. One may enter/update inventory data, enter sales, run five sales analysis reports, run five inventory reports, set up product codes, enter/update salesman records, and update the SBAP inventory.

\$59.95

Call for package price

PAYROLL

Designed for maintaining personnel and payroll data for up to 200 hourly and salaried employees with 8 deductions each. Calculates payroll and tax amounts, prints checks and maintains year-to-date totals which can be automatically transferred to the SBA package. Computes each pay period's totals for straight time, overtime and bonus pay and determines taxes to be withheld. Additional outputs include mailing list, listing of employees, year-to-date federal and/or state tax listing, and a listing of current misc. deductions. Suited for use in all states except Oklahoma and Delaware

\$59.95

PERSONAL BOOKKEEPING 2000

Handles 45 accounts. Enters cash expenses as easily as checks. Handles 26 expense categories. Menu driven and user friendly.

\$39.95

ACCOUNTS RECEIVABLE

Includes detailed audit trails and history reports for each customer, prepares invoices and monthly statements, mailing labels, aging lists, and an alphabetized customer listing. The user can define net terms for commercial accounts or finance charges for revolving accounts. This package functions as a standalone A/R system or integrates with the Small Business Accounting package.

\$59.95

ACCOUNTS PAYABLE

Designed for the maintenance of vendor and A/P invoice files. The system prints checks, voids checks, cancels checks, deletes cancelled checks, and deletes paid A/P invoices. The user can run a Vendor List, Vendor Status report, Vendor Aged report, and an A/P Check Register. This package can be used either as a standalone A/P system or can be integrated with the Small Business Accounting Package.

\$59.95

MICROTECH CONSULTANTS INC.

1906 Jerrold Avenue
St. Paul, MN 55112

Dealer Inquiries Invited
Author Submissions accepted
OS-9 is a trademark of Microware



Ordering Information

Add \$3.00 shipping & handling, MN residents add 6% sales tax.
Visa, Mastercard, COD (add \$3.50), personal checks.

(612) 633-6161

This month's tutorial is geared to you *beginners* who are struggling with the complexities of PRINT, EDIT and SET as you get on familiar terms with your new companion, the CoCo.

Whenever I capture a new convert to CoColand and plop him down in front of the virgin screen, he is taught to create a first program. This usually consists of name and address in three lines, tastefully centered on the Lo-Res text screen. The young student is invariably captivated by seeing his name and vital statistics portrayed on the screen. A copy of *My First Program* is saved for posterity.

The second lesson is an expansion of the first program, both to reinforce what was previously learned and to augment budding skills, and adds new personalized data such as birthday, age, school, parents' and friends' names, etc. The first thing you know, a personal database or file is created, a file that reflects items of interest to the student that he has committed to memory, allowing him to concentrate on hunting and pecking.

It is strongly recommended that the student have a copy of *My First Program*. Like a photo of oneself, taken in days long gone, running through the first programs can be a nostalgic and emotional experience.

What has this chatter got to do with you? Most demo programs the newcomer encounters in his march through a manual are wrung-out, bare-bones, uninspiring programs that ignore the student's desire to create something both personal and useful.

My object is to prepare a follow-up, second lesson that will both inform a student and sustain his interest. The program should be personalized and pleasing to the eye. Rather than blow my own horn and bore you stiff with the niceties of my lesson plan, let's pretend.

Let's pretend you are truly a newcomer and have plowed laboriously through the first lesson in your BASIC manual. Pretend you are in a classroom setting in a hands-on session at the CoCo. You are paying close attention to the instruc-

Florida-based Joseph Kolar is a veteran writer and programmer who specializes in introducing beginners to the powers of the Color Computer.

*Do you still have
your very first program?*

Reliving Your First Keystrokes

By Joseph Kolar
Rainbow Contributing Editor

I bet you will learn or recall some tidbits you may have forgotten.

"Turn on CoCo! Sssh! Program lines shall begin at 10 and move up by 10s. Line 0 will be reserved for whatever eight-character or less title you choose for the, as yet, unknown and unfinished graphic."

Entering 10 CLS clears the screen and gives us a fresh drawing tablet. A PRINT will conveniently drop the cursor down one horizontal row. Type and enter the following:

```
20 PRINT
30 PRINT
```

Continue to create three more PRINT lines — 40, 50 and 60. Now run your program (by typing RUN and pressing ENTER). Not very impressive, but we have created five blank rows — no inconsiderable achievement.

To get CoCo to print something on the screen, the desired word or words must be enclosed within quote marks. To be printed, any combination of characters/spaces must be so enclosed.

Rekey Line 20 as 20 PRINT "DOCHITA" and run. You will see DOCHITA printed on the top line with four innocuous blank lines followed by OK and the cursor ready for action on the sixth line, presently occupied by OK. This means that CoCo is announcing it

has complied with your wishes. So far, so good! It is awaiting more instructions.

To put DOCHITA on Line 60 is no problem. Rekey Line 60, and note that the closing quote is often optional; if you omit it, CoCo assumes it knows your intentions. Try entering and running this:

```
50 PRINT "DOCHITA"
```

You see, it prints with no difference. However, until you have progressed a lot further in your studies, **add the closing quote wherever possible.**

To add DOCHITA on the third line (and without dismantling the existing line), use the EDIT statement. Enter EDIT40 and press X to jump to the end of the line. Type "DOCHITA" and press ENTER. This stuffs the word into CoCo's memory. Now run.

Whenever possible, use the EDIT statement rather than rekeying a program line. I advocate the use of EDIT as soon as the second lesson. When you begin to program, you will make plenty of mistakes that must be corrected. To me, EDIT is the eraser at the end of a pencil. Use it!

If you want to indent two spaces in Line 20, enter EDIT20 and press the space bar until your cursor is over D. Pressing I (for *insert*) opens up the space between the opening quote and the first character, D. Press the space bar once for each desired space; in this instance, press the space bar twice and then press ENTER. CoCo inserts two spaces and closes up with the balance of the line. Run.

Line 30 will contain DOCHITA but take care of space by using PRINT-TAB(x). Enter EDIT30 and press X to jump to the end of the line. Enter TAB(0). CoCo will indent the desired number of spaces in the row designated by whatever value is currently between the parentheses. To indent two spaces, enter EDIT30 and press the space bar until the cursor is over 0. Type C2 — CoCo is told to change (C) the character above the cursor to 2. Press SHIFT and the up arrow to get out of the Change mode. Press ENTER, and then run.

On your own, add the missing DOCHITA on Line 50. Be sure to indent two spaces. Use the PRINTTAB statement.

Did you notice that Line 50 may have

been indented four spaces? This would occur if you used a TAB value of 2 and also left two blank spaces between the opening quote and the first character. The rule to follow whenever using PRINTTAB is to indent with the number value and begin the first character right after the opening quote. Run. Now use EDIT to indent Lines 40 and 60 to get a nice, straight column.

Enter LIST to take a look at our program listing. We want to delete TAB(2) from Lines 30 and 50. Enter EDIT30 and press the space bar until the cursor is over the second T. Six characters (TAB(2)) are to be deleted. Type 6D and press ENTER. Do the same for Line 50. Run the program and then list it. On your own, delete the two indenting spaces in the three remaining lines using EDIT.

Press CLEAR and run again. Five DOCHITAs are bunched up in the upper left-hand corner. What have we done? We have written a name to the screen on five successive lines. Enter LIST to see the program listing. If we wanted only blank rows, we could rekey the five PRINT lines. We could edit out the quotes and the enclosed name. But that is a lot of work. Let's do it the easy way!

Enter DEL20- and key in this line: 20 PRINT:PRINT:PRINT:PRINT:PRINT. Run the program to see what our new line has done. Let's try it another way. Enter DEL20 and replace our defunct line with a new Line 20: 20 FOR X=1 TO 5:PRINT:NEXT. Run. The X is the number of rows involved. In this case, the first through fifth rows. At each row, CoCo prints a blank line (PRINT:) and goes on to the next X until all five PRINTs are executed.

If we want to use this loop to print a three-space indented DOCHITA, we enter EDIT20 and press the space bar until the cursor is over the second colon. Press I, enter "DOCHITA" and run. If you forgot the closing quote, disaster strikes! Make this error to see what happens.

Note, also, that :NEXT is the proper format to agree with the X in the loop. In a single loop, with a FOR-NEXT item, CoCo is forgiving. It is best to use the variable indicator after NEXT because sometimes CoCo is very demanding and wants to know precisely which variable you are referring to.

From Line 20, edit out all instructions to CoCo to print DOCHITA. This includes the quotes. Enter EDIT20 and

press the space bar until the cursor is over the opening quote. Entering 12D deletes both quotes, three spaces and seven letters. Run the program to see the difference.

Now that we know how to move text around the screen, we'll personalize the program. First, bear with me and use my example. I am using the name and address of a good colleague. Remember, if you use your name and address or that of a close associate, aside from yourself, the author, you will have an approving audience of one.

Line 30 will contain the centered name. Enter this line: 30 PRINT-TAB(9)"DOCHITA D. MAY" and run. We indicate a skipped line by using PRINT:

```
40 PRINT
50 PRINTTAB(7)"510 HIGHLANDS
AVE."
```

We add the town, etc., after an intervening blank line. This time we will use a multiple-line statement. We include both the empty row and the last line, separated by a colon:

```
60 PRINT:PRINTTAB(5)"
INVERNESS, FL., 32652"
```

Check Account Information System

If you have one or more checking accounts then you need **CAIS**. This is not just another checkbook program but an easy to use, menu driven, disk based information system for the CoCo 1, 2, 3.

Record all account activity. Keep track of your expenses using the 36 categories that you define. Set up automatic transactions for such items as direct deposits and deductions. Reconcile and balance your account(s) in minutes! Other features include check search on any field, edit and delete capability, display and print options, multi-drive capability and more. Requires 1 drive, printer optional.

Reviewed in RAINBOW, February 1988.

After Five Software

P.O. Box 210975

Columbia, SC 29221-0975

(803) 788-5995



To order send check or M.O. for \$34.95 plus \$3.00 S/H. COD orders add \$1.00. (SC residents please add 5% sales tax)

MLBASIC 2.0 - BASIC Compiler

The wait is over. WASATCHWARE announces the latest version of MLBASIC designed to allow more compatibility with existing BASIC programs than ever available before for the Color Computer. This version also allows full use of the capabilities and memory of the CoCo 3. Written in machine language, MLBASIC can compile programs as large as 64K bytes. Standard floating point (9 digit precision), INTEGER, and String type variables and arrays supported.

COMMANDS SUPPORTED:

1. I/O commands

CLOSE	CLOADM	CSAVEM	DIR	DRIVE	DSK\$	DSK0\$	FIELD
FILES	GET	INPUT	KILL	LSET	OPEN	PRINT	PUT
RSET	USING	LINEINPUT					

2. Program control commands

CALL	DEFUSR	END	EXEC	FOR	NEXT	GOSUB	GOTO
IF	THEN	ELSE	ERROR	ON	RETURN	STOP	USR

3. Functions

ABS	ASC	ATN	COS	CVN	EOF	EXP	FIX
HPOINT	INSTR	INT	LEN	LOG	LPEEK	LOC	LOF
PEEK	POINT	PPOINT	RND	SGN	SIN	SQR	TAN
TIMER	VAL	VARPTR					

4. String functions

CHR\$	INKEY\$	LEFT\$	MID\$	MKN\$	RIGHT\$	STR\$	STRING\$
-------	---------	--------	-------	-------	---------	-------	----------

5. Graphic/Screen commands

ATTR	COLOR	CLS	CIRCLE	DRAW	HCOLOR	HSCREEN	HDRAW
HLINE	HPAINT	HPRINT	HRESET	HCIRCLE	HCLS	HSET	JOYSTK
LINE	LOCATE	PALETTE	PAINT	PCLEAR	PCLS	PLAY	PMODE
PRESET	PSET	RESET	SCREEN	SET	SOUND	WIDTH	

6. Other commands

DATA	DIM	MOTOR	POKE	LPOKE	RESTORE	READ	REM
TRON	TROFF	TAB	VERIFY				

Plus many more commands not available with regular BASIC which allow interfacing with hardware registers and machine language programs.

ONLY \$59⁹⁵

COCO 3 WITH DISK REQUIRED - Add \$4.00 Postage.
CHECK or MONEY ORDERS only. No C.O.D. or Bank cards.
Foreign orders use U.S. MONEY ORDERS only.

WASATCHWARE

7350 Nutree Drive
Salt Lake City, Utah 84121
Phone (801) 943-1546

Notice that the three lines are neatly centered, both horizontally and vertically. There are five rows above the legend and six rows below. If you count all the rows, you will confirm there are 16 text lines available. If you begin at the left margin and watch the cursor as you space over to the right, you will count to 32, verifying that the text screen is 32-by-16.

At this point, substitute a name and address of your choice. Re-center it by changing values in each TAB line. Use a 6-inch ruler if you are in doubt about the centering. Remember, it need not be centered exactly, so long as it looks pleasing to you.

This program cries out for a border. In Lo-Res graphics, the screen's resolution is 64-by-32 and the color chosen will be orange, 8.

We begin by making a nice orange line across the top of the screen on the first, horizontal row. The leftmost space is designated as '0' and proceeds to the rightmost, 63rd, space. The vertical column ranges from 0 (at the top) down to 31.

To start our border, enter this line:

```
70 FOR H=0 TO 63:SET(H,0,B):
NEXT H
```

Compare this loop with the PRINT loop in Line 20. Instead of five blank rows, we are going to place (SET) a dab of orange color (8) in every column of the top row (Column 0), commencing with 0 through 63, horizontally. Run to see the top part of our border.

We will proceed clockwise. This means our next border segment will run down the right side of the screen.

On the last horizontal space, 63, beginning at the top, 0, we shall run down vertically and put a dab of orange in every space until we reach 31, the bottom right-hand corner. Enter this line:

```
80 FOR V=0 TO 31:SET(63,V,B):
NEXT V
```

Run the program. If the chewed-out space bugs you, enter 200 GOTO 200 and run. This makes a never-ending loop, so the OK is never reached and displayed.

To do the bottom line of our border, we want to continue from right to left to maintain our clockwise direction. Enter this line:

```
90 FOR H=63 TO 0 STEP -1:SET(H,
31,B):NEXT H
```

Run. Going along the bottom, vertical column 31, we place our orange color in every horizontal location from 63, the rightmost spot, left until we reach 0. We indicate that we want every space filled in succession by telling CoCo STEP-1, which means to count backward by increments of 1.

This STEP part of the FOR-NEXT statement was not required in the ascending sequences. CoCo figures if you don't make your wishes known, it will default to STEP+1 and assume that is your intention.

I think you can figure out the rationale for the fourth side — we'd like to move upward and end at the point of origin (H=0;V=0). Enter this line to finish the border and then run the program:

```
100 FOR V=31 TO 0 STEP -1:SET
(0,V,B):NEXT V
```

At this time, I prefer to give the program a name, hidden from view by a REM statement. Enter 0 TITLE, substituting whatever name you want for the title. Using Line 0 for the title is a handy convention. Now save your program by whatever name you gave it in Line 0.

You can use any Lo-Res color you desire. Merely substitute the new color value for the third variable in each SET statement.

Which makes me note . . . four sides . . . four different colors. One solid color makes a neat border but you may want to experiment by changing colors in various combinations. Do so now. When finished, enter NEW and CLOAD "TITLE", substituting your program name for TITLE. My idea is to use all eight colors in succession, one to a side, and see what it looks like.

Enter EDIT70, type 22 and press the space bar. This is an alternate method of moving around within a line. Pressing the space bar 100 times within Edit is not very efficient. Just use a likely number and press the space bar. If your guess was too low, keep tapping the space bar until you are over the target. If you overshot the landing field, use left arrow key to back up. Type C twice and press ENTER. Run the program.

This time we are going to change B to C and insert +1. To get where you want to go faster within Edit mode, enter EDIT80, type 23 and press the space bar. Press C twice, type I+1 and then press ENTER. Run.

Let's edit Line 90 using our shortcut.

Enter EDIT90, type 33 and press the space bar (this moves you 33 spaces within the line, remember?). Press the left arrow key three times, press C twice and I once, then type +2, press ENTER, and run.

On your own, change the color in Line 100 to C+3, and run. It is not quite right, but we are not finished. To move this border through the range of colors from 1 to 8 (not 0 to 8), we have to enclose lines 70 through 100 in a nested loop. Enter LIST and examine the listing.

Can you see why we left all that space between line numbers? There is plenty of room to insert bits and pieces of our program without the annoyance of renumbering lines and throwing our minds into turmoil as we adjust to remembering a new set of line numbers. Enter these lines:

```
65 FOR C=1 TO 8
110 NEXT C
```

Run the program and you'll see it goes along nicely, but runs out of steam when we get an FC Error in Line 100. Enter LIST to search for the problem. Ah, when C became 6, C+3=9, a no-no. The solution is to explain what is what to CoCo (somewhere within the outer loop). When C gets unruly and out of range, it should shape up and get back to the first color (green) and Go! Go! Go!

A good place is just before Line 70. Enter this line:

```
66 IF C+3=9 THEN C=1
```

Run. This would be a good time to save this version. Give it a title (0 CLRTITLE) and save it by that title.

Suppose I used IF C=9 THEN C=1? Would it work? Further, why didn't I use FOR C=0 TO 8? This is really splitting hairs.

Take time out for a breather. When renewed, revise the program to run in a counterclockwise direction.

Enter NEW to start from scratch, and load CLRTITLE (LOAD "CLRTITLE" or CLOAD "CLRTITLE"). Let's see how it looks if we skip every second space.

Enter EDIT70 and press the space bar until the cursor is over the first colon, press I, type STEP+2 or STEP2 and press ENTER.

Ditto for Line 80.

For Line 90, enter EDIT90 and press the space bar until the cursor is over the 1 of -1, press C and enter 2. Ditto for Line 100. Run.

Not bad! It looks like a movie marquee. Change Line 0 and save the program as MARQUEE.

What is wrong with all four sides in one color, which is perpetually changing? Try this: Enter EDIT66 and press the space bar until the cursor is over the 3, press C, type 1 and press ENTER. Enter EDIT80, press X to jump to the end of the line, press the left arrow key to chop off the +, and enter):NEXTV.

Ditto for Line 90, C+2 to C.

Edit these lines whichever way you please. I prefer to use X, backspace and make my adjustment. Another way is to enter EDIT90 and press the space bar until the cursor is over the +, press H and enter (:NEXTH.

Now, in Line 100, change C+3 to C. You know how!

To make the color change occur in the lower-left corner, edit Line 100 to C+1.

I like the last way better because your eye wanders to the upper-left corner where you expect the color change to occur. Save your revision as MARQUEE after you change Line 0.

We haven't exhausted the possibilities. Mask lines 80 and 100. This eliminates the vertical sides. Run.

Now edit Line 70 to STEP+1 and Line

90 to STEP-1, and run again.

Just for kicks, let's advance the STEP+3 in Line 70 and STEP-3 in Line 90 and run.

This is getting out of hand. Unmask Lines 80 and 100 and run. This is an odd combo of plus and minus STEPs 2 and 3. We might as well see what the whole thing looks like in STEP plus and minus 3.

Edit lines 80 and 100. By mistake, I changed lines 80 and 100 to STEP +1 and -1, respectively. That looks fine!

Save whatever catches your eye. There are other combos to investigate. What do you say to a two-color, flashing screen? Enter these lines:

```
67 SCREEN0,1
105 SCREEN0,0
```

Now run. Talk about googly-eyed! Try these:

```
75 SCREEN0,0
85 SCREEN0,1
95 SCREEN0,0:
105 SCREEN0,1
```

Run, and delete Line 85. Care to save anything?


. . . And so it goes! Have you noticed every time we attempt some new variation, our effort is rewarded by suggesting some new experiment? The only thing to stop us is exhaustion or getting bleary-eyed from the constant blinking and rotational motion.

Imagine what we turned up when we lifted the rock of ignorance from the nest of such BASIC concepts. We are scratching around in the most rudimentary BASIC program areas and looking at the wealth of goodies we uncovered. At the rate we are going, we have enough material to be mired down investigating various aspects of Lo-Res graphics that we may never graduate to ponder the wonders of CoCo 3's Super Extended BASIC.

By the same token, we will never tire of our romp through BASIC and Extended BASIC with CoCos 1 and 2.

If you are a newcomer to CoColand, you have just taken a giant step on your way to computer literacy . . . or should I say, artistry? Now, get back to your CoCo and kick over a few more rocks that we left undisturbed, and experiment with more variations on our simple, but fun, theme. □

Model 101 Interface \$39.95



- Serial to parallel interface
- Works with any COCO
- Compatible with "Centronics" parallel input printers
- 6 switch selectable baud rates 300-600-1200-2400-4800-9600
- Small size
4.5" x 2.5" x 1.25"
- Comes complete with cables to connect to your computer and printer

Model 104 Deluxe Interface \$51.95



- Same features as 101 plus
- Built in serial port for your modem or other serial device
 - Switch between parallel output and serial output
 - Size is 4.5" x 2.5" x 1.25"
 - Comes complete with cables to connect to your computer and printer

Model 102 Switcher \$35.95



- Connect to your COCO serial port and have 3 switch selectable serial ports
- Color coded indicator lights show switch position
- Lights also serve as a power on indicator for your COCO
- Heavy gauge blue anodized aluminum cabinet with non-slip rubber feet

Model 105 Switcher \$14.95



- Connects to your COCO to give you 2 switch selectable serial ports
- 3 foot cable to connect to your COCO's serial port
- The perfect item to use to connect a printer and a modem to your COCO
- Small in size, only 4.5 x 2.5 x 1.25

The Model 101, 102, 104 and 105 work with any COCO, any level basic and any memory size. These products are covered by a 1 year warranty.

The Model 101 and 104 work with any standard parallel input printer including Gemini, Epson, Radio Shack, Okidata, C. Itoh, Seikosha, Panasonic and many others. They support BASIC print commands, word processors and graphic commands.

We manufacture these products - dealer inquiries are invited.

Cassette Label V2.1 Program \$6.95

- New Version - tape transferable to disk - save and load labels from tape to disk
- Prints 7 lines of information on pin-feed cassette labels
- Menu driven, easy to use
- Standard, expanded and condensed characters
- Each line of text automatically centered.
- Label display on CRT, enabling editing before printing
- Program comes on tape and is supplied with 24 labels to get you started
- 16K ECB required

Ordering Information

Free shipping in the United States (except Alaska and Hawaii) on all orders over \$50.00. Please add \$2.50 for shipping and handling on orders under \$50.00. Ohio residents add 6% sales tax.

Call (513) 677-0796 and use your VISA or MASTERCARD or request C.O.D. (Please add \$2.25 for C.O.D. orders). If you prefer, send check or money order; payable in U.S. Funds to:

Metric Industries
P.O. Box 42396
Cincinnati, Ohio
45242

Other Quality Items

High quality 5 screw shell C-10 cassette tapes \$7.50/dozen

Hard plastic storage boxes for cassette tapes \$2.50/dozen

Pin-Feed Cassette Labels
White \$3.00/100
Colors \$3.60/100 (specify red, blue, yellow, tan)

NEW! Cables for your COCO

- U.L. listed foil-shielded cable
- 2 Types: male/female extension cables (used between a serial device and existing cable) male/male cables (used between two serial devices such as a modem and one of our switchers).
- 3 ft./\$3.95, 6 ft./\$4.49, 10 ft./\$5.59 Specify M/M or M/F and length.

The 101 and 104 require power to operate. Most printers can supply power to your interface. (Star, Radio Shack and Okidata are just a few that do - Epson and Seikosha do not). The interfaces can also be powered by an AC adaptor; Radio Shack model 273-1431 plugs into all models. If you require a power supply, add a "P" to the model number and add \$5.00 to the price. (Model 101P \$44.95, Model 104P \$56.95).

Listing 1:

```

0 '<TITLE>
1 CLS
2 FOR X=1 TO 5:PRINT:NEXTX
3 PRINTTAB(9)"DOCHITA D. MAY"
4 PRINT
5 PRINTTAB(7)"510 HIGHLANDS AVE
."
6 PRINT:PRINTTAB(5)"INVERNESS,
FL., 32652"
7 FOR H=0 TO 63:SET(H,0,8):NEXT
H
8 FOR V=0 TO 31:SET(63,V,8):NEX
TV
9 FOR H=63 TO 0 STEP-1:SET(H,31
,8):NEXTH
10 FOR V=31 TO 0 STEP-1:SET(0,V
,8):NEXTV
20 GOTO20

```

```

C+1):NEXTV
9 FOR H=63 TO 0 STEP-2:SET(H,31
,C+2):NEXTH
10 FOR V=31 TO 0 STEP-2:SET(0,V
,C+3):NEXTV
11 NEXTC
20 GOTO20

```

Listing 4:

```

0 '<MARQUEE1>
1 CLS
2 FOR X=1 TO 5:PRINT:NEXTX
3 PRINTTAB(9)"DOCHITA D. MAY"
4 PRINT
5 PRINTTAB(7)"510 HIGHLANDS AVE
."
6 PRINT:PRINTTAB(5)"INVERNESS,
FL., 32652"
65 FOR C=1 TO 8
66 IF C+1=9 THEN C=1
7 FOR H=0 TO 63STEP2:SET(H,0,C)
:NEXTH
8 FOR V=0 TO 31STEP+2:SET(63,V,
C):NEXTV
9 FOR H=63 TO 0 STEP-2:SET(H,31
,C):NEXTH
10 FOR V=31 TO 0 STEP-2:SET(0,V
,C+1):NEXTV
11 NEXTC
20 GOTO20

```

Listing 2:

```

0 '<CLRRTITLE>
1 CLS
2 FOR X=1 TO 5:PRINT:NEXTX
3 PRINTTAB(9)"DOCHITA D. MAY"
4 PRINT
5 PRINTTAB(7)"510 HIGHLANDS AVE
."
6 PRINT:PRINTTAB(5)"INVERNESS,
FL., 32652"
65 FOR C=1 TO 8
66 IF C+3=9 THEN C=1
7 FOR H=0 TO 63:SET(H,0,C):NEXT
H
8 FOR V=0 TO 31:SET(63,V,C+1):N
EXTV
9 FOR H=63 TO 0 STEP-1:SET(H,31
,C+2):NEXTH
10 FOR V=31 TO 0 STEP-1:SET(0,V
,C+3):NEXTV
11 NEXTC
20 GOTO20

```

Listing 5:

```

0 '<BONUS>
1 CLS
2 FOR X=1 TO 5:PRINT:NEXTX
3 PRINTTAB(9)"DOCHITA D. MAY"
4 PRINT
5 PRINTTAB(7)"510 HIGHLANDS AVE
."
6 PRINT:PRINTTAB(5)"INVERNESS,
FL., 32652"
65 FOR C=1 TO 8
66 IF C+1=9 THEN C=1
67 SCREEN0,1
7 FOR H=0 TO 63STEP3:SET(H,0,C)
:NEXTH
75 SCREEN0,0
8 FOR V=0 TO 31STEP+1:SET(63,V,
C):NEXTV
9 FOR H=63 TO 0 STEP-3:SET(H,31
,C):NEXTH
95 SCREEN0,0
10 FOR V=31 TO 0 STEP-1:SET(0,V
,C+1):NEXTV
105 SCREEN0,1
11 NEXTC
20 GOTO20

```

Listing 3:

```

0 '<MARQUEE>
1 CLS
2 FOR X=1 TO 5:PRINT:NEXTX
3 PRINTTAB(9)"DOCHITA D. MAY"
4 PRINT
5 PRINTTAB(7)"510 HIGHLANDS AVE
."
6 PRINT:PRINTTAB(5)"INVERNESS,
FL., 32652"
65 FOR C=1 TO 8
66 IF C+3=9 THEN C=1
7 FOR H=0 TO 63STEP2:SET(H,0,C)
:NEXTH
8 FOR V=0 TO 31STEP+2:SET(63,V,

```

DIGISECTOR DS-69B

NEW VIDEO DIGITIZER FOR THE COCO 3

(AND ALL OTHER COCOS . . .)

**SUPER
RESOLUTION !!!**



COCO 3 SCREEN

USE YOUR COCO 3 TO ITS FULL POTENTIAL!

Use The Micro Works' DIGISECTOR™ DS-69 or DS-69B and your COCO 3's high resolution graphics to capture and display television pictures from your VCR or video camera. The DIGISECTOR™ systems are the only COCO video digitizers available that accurately capture and reproduce the subtle shades of gray in TV pictures!

- **COLOR:** Add color to your screen for dramatic special effects.
- **HIGH RESOLUTION:** 256 by 256 spatial resolution.
- **PRECISION:** 64 levels of grey scale.
- **SPEED!** 8 images per second on DS-69B, 2 images per second DS-69.
- **COMPACTNESS:** Self contained in a plug-in Rompack.
- **EASY TO USE:** Software on disk will get you up and running fast!
- **COMPATIBLE:** Use with a black and white or color camera, a VCR or tuner.
- **INEXPENSIVE:** Our low price puts this within everyone's reach.

POWERFUL C-SEE 3.3 SOFTWARE

This menu-driven software will provide 5 and 16 shades of gray to the screen and to the printer with simple joystick control of brightness and contrast. Pictures taken by the DIGISECTOR™ may be saved on disk by C-SEE 3.3 and then edited by our optional MAGIGRAPH, or by COCO MAX or GRAPHICOM. This versatile new software is included in both DIGISECTORS™



DS-69B and C-SEE 3.3

\$149.95

DS-69 and C-SEE 3.3

\$ 99.95

TRADE IN YOUR OLD DIGISECTOR™

If you already have one of The Micro Works' DS-69 or DS-69A DIGISECTORS™, you may return it to us and we will upgrade your unit to a DS-69B.

UPGRADE DS-69A to DS-69B

\$49.95

UPGRADE DS-69 to DS-69B

\$69.95

The DS-69B comes with a one year warranty. Cameras and other accessories are available from The Micro Works.

NO RISK GUARANTEE

If you are not completely satisfied with the performance of your new DS-69B, you may return it, undamaged, within ten days for a full refund of the purchase price. We'll even pay the return shipping. If you can get any of our competitors to give you the same guarantee, buy both and return the one you don't like. We know which one you'll keep.

Purveyors of Fine Video Digitizers Since 1977.

**THE
MICRO
WORKS**

Terms: Visa, Mastercard, Check or C.O.D.

P.O. Box 1110 Del Mar, CA 92014 (619) 942-2400



*It's medieval mayhem as up to
four guildmasters battle to promote their
candidates to kingship*

Guild of the Kingmaker

The room grew suddenly quiet as the door swung slowly inward. All eyes were glued to the entrance as an old man, his frame bent and frail, hobbled into the room. As he approached the gathering, he spoke.

"As you all know by now," he said in a voice that was surprisingly strong and unwavering, "the king is dead, and has left no heir. This could not have come at a better time, and we must exploit it to the fullest extent. The king was one of our worst antagonists, and we must be sure that the new king does not follow suit." He paused for a moment, letting the damp smell of earth surround him, then he sank down heavily into a chair.

"Here is what I propose," he continued. "We will support a candidate in the upcoming election. If he is elected, he will have no recourse other than putting our guild in a position of power. Do not be overconfident of victory, however. My fear is that one or all of our rivals will likewise support candidates. If that happens, this city will no longer be a haven for operations such as ours. It will be a battlefield."

Scott Miller is a student at Fort Hays University. He enjoys role-playing games and medieval studies. Mike Cushing is a member of the U.S. Army Reserve, and also enjoys role-playing games. He and Scott have written several programs for the CoCo.

By Scott Miller and Mike Cushing

To Be King is a Simulation that allows two to four players to take on the role of a guildmaster who wants his candidate to be the next king. A 128K CoCo 3 is required to run *To Be King* as written; however, the program will also run on a 64K CoCo 1 or 2 if the title screen in Listing 1 (lines 10 through 80 and Line 99) and Line 120 of Listing 2 are omitted.

In order to run the programs, type in both listings, one at a time, and save them under the names KINGBOOT.BAS and KING.BAS. Do not write protect the disk, as a data file is written in the KINGBOOT program. When you play *To Be King*, always begin with a cold start, because most of BASIC's available memory is used by the programs.

The Ultimate Managerial Resource

Running a guild is hard work, but all guildmasters have a magical box from the far future known as a CoCo. This is a wonderful item indeed, for it allows actions to be performed instantaneously, with the results being known almost immediately. There are seven main functions that can be performed by this tool of potent enchantment, as shown on the main menu.

A View to a Kill

First, you have the ability to hire and dispatch thieves and assassins. Assassins are used to eliminate rival candidates and to close businesses that are allied with rival guilds. Spies are used to determine the relative strengths and weaknesses of the opposition, as well as to scout possible targets for your guild to take over.

When a player chooses Option 1, he may hire spies, assassins, or both. Spies and assassins send contacts to each guild only once per turn, so if a guildmaster wants to hire assassins, for example, he needs to hire these assassins all at once. Any further contact for that week will be avoided as it poses an unnecessary risk. A third choice under Option 1 (which is also included in most other options) is that of listing the 144 businesses that are currently in the city.

Horse Trading

The second choice on the main menu is negotiation. Negotiation is the primary way to gain constant income for a guild. The first choice on the negotiation menu is to form an alliance with a neutral business. This action requires an amount of gold that you specify and the efforts of two of your guildsmen.

If the negotiations prove successful,

Table 1: Chart of Commands

- I. Hire Spies and Assassins
 - A. Hire Assassins
 - B. Hire Spies
 - C. Main Menu
- II. Negotiate
 - A. Form an Alliance
 - B. Invest in Allies
 - C. List Businesses
 - D. Main Menu
- III. Protection
 - A. Assign Guards to Candidate
 - B. Assign Guards to Business
 - C. Hide Candidate
 - D. Magically Hide Candidate
 - E. Main Menu
- IV. Discredit
 - A. Magically Discredit
 - B. Spread Rumors
 - C. Blackmail
 - D. Main Menu
- V. Raise Funds
 - A. Beg From Wizard
 - B. Steal
 - 1. From Guild
 - 2. From Business
 - 3. From The Wizard
 - C. Main Menu
- VI. Armed Conflict
 - A. Recruit Locals
 - B. Hire Mercenaries
 - C. Train Locals
 - D. Ambush a Guild
 - E. Ambush a Business
 - F. Main Menu
- VII. Status
 - A. Main Menu
 - B. End Turn

Table 2: Investment Costs

Moneylender:	2,000
Inns & Taverns:	2,600
Craftsmen:	280
Farmers:	200
Livestock traders:	2,100

the guild will gain a variable amount of income dependent on the type of business that is being courted.

A guild may also invest in allied businesses. This action requires a set amount of gold (see Table 2) and, although expensive, generally increases the income from that business by a large extent. Any number of negotiations and

investments may be done in a turn, subject to available manpower and gold, of course.

Self-Protection

The third set of actions available are those that allow protection of candidates or allied businesses. Either may be protected with any or all men you have at your disposal. Protection helps guard both against assassination of candidates or business owners to prevent a loss of income, and it also works well against overt assault.

Candidates may also be hidden at a cost of 200 gold pieces. Hidden candidates may not be guarded by guild members, but they have 20 guards protecting them who are loyal supporters, but not guild members. Thus, no men are required for this action.

The last option a guild may use to protect a candidate is to hire the wizard to magically protect him. Only guilds that are allied with the wizard may use this function. Magical protection costs 1,000 gold pieces and provides the candidate with a horde of fearsome creations that function as his bodyguards while he is hiding. Both forms of hiding must be renewed for every turn.

Mud Slinging

Another way to impede the flow of coins into rival guilds' coffers is to discredit their allies, which is the fourth option on the main menu. If the wizard is currently allied with a guild, then that guild may magically discredit an enemy business. This action costs 100 gold pieces and eliminates income from the target business for that week.

The same effect can be garnered in a more general fashion by hiring rumor-mongers to discredit a guild. These rumor-mongers cost 25 gold pieces to hire for one turn. They have the effect of taking away from one to 50 gold pieces of a rival guild's income. Note that you could possibly lose money by plying this tactic.

The final option to discredit a guild is quite different — blackmail. Blackmail costs 150 gold pieces per target and, if successful, the target will end any alliances it may have, making it neutral once more. This action may be particularly useful against businesses that are invested in, as opposed to merely allied with.

Beg, Borrow or Steal

The fifth option available to the guild masters is to raise funds. The first method of doing this is to ask for a

contribution from the wizard, who is notoriously fickle and prone to drastic mood swings.

A guild need not be allied with the wizard to gain money in this manner, but it does help. It is always best to ask for very small quantities of money, and it is inadvisable to ask more than once per turn. When the wizard feels that a guild is being overly greedy, he has been known to destroy businesses allied with that guild. Only those in dire straits should ever ask for such a contribution.

The other way to gain money is to send some of your men to steal from a rival guild, business or the wizard. A guildmaster may steal as many times per turn as he wants, subject to the amount of men available. The guildmaster determines how many men to send on each mission. Note that stealing is an all-or-nothing proposition. The penalty for failure is the death of the thieves.

On to Battle

The sixth option on CoCo's magic menu is armed conflict. This option allows the training and recruiting of more guildmembers, which will allow you to ambush rival guilds in order to kill their candidate, and to destroy their businesses and thus remove a source of income. Local people can be recruited to join the guild, but they are considered untrained, and the guild must pay the cost of the training.

Recruitment of locals requires two guild members and an amount of gold the guildmaster specifies. Training requires no guild members, but does require an amount of gold. An alterna-

tive to such recruiting is to hire mercenaries at the rate of 100 gold pieces each. It takes one guild member to hire mercenaries, who are already fully trained when hired.

Other options under this menu involve overt armed actions. These functions are similar to the sending of assassins in regard to the effects of success. It is important to note that attackers are at a disadvantage, and even if they face no guards from a rival guild, they run the risk of death at the hands of normal citizens and traps meant to dissuade such activities.

Statement of Conditions

The last option on the main menu is the status report, which shows how much gold a guild's treasury contains as well as current income and income for the previous turns. It also lists how many untrained recruits are awaiting training, how many guildmembers currently exist, and how many are available for action on the current turn.

The second page of the report lists the businesses that are allies as well as those that the guild invests in. This screen also contains the method for ending a guild's turn and going on to the next guildmaster's actions.

Order of Play

When KINGBOOT is run, it asks how many guilds there will be in the game, how many weeks (turns) the game is to last, and what the names of the guilds are. It will then generate a data file called KING.DAT and run KING.

Each player starts the game with

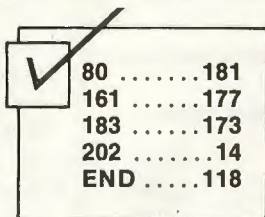
1,000 gold pieces, no income, and 10 guild members. Before each player's turn, he will be asked how much he wants to bid on the wizard's services for the next turn. The high bidder can then use any magical commands for the next turn.

The game continues until there is either one candidate left or until the specified amount of weeks is concluded. If time runs out, the computer selects a winner using several criteria. If the same players want to play again, the computer will start the Simulation using the same parameters as were specified in KINGBOOT. If the players elect not to play again, the computer will return to BASIC with a cold start. The game may be ended at any time by pressing the BREAK key.

Hints

The best way to win at *To Be King* is to develop a strategy that extends a few turns into the future. It may appear to some people that emphasis in only one or two areas is good, but if an opponent finds a weakness, the game might soon be over! It may be a good idea to have all of the players agree not to use assassins for the first two or three turns, as a lucky break could remove candidates before they could even build a power base. Above all, never leave a candidate totally unprotected, and try to quickly gain a sizable income.

(Questions or comments may be directed to the authors at 210 W. 15th, Hays, KS 67601. Please enclose an SASE when writing for a reply.) □



Listing 1: KINGBOOT

```

Ø PCLEAR 1
5 CLS
6 X=RND(-TIMER)
1Ø HSCREEN 1
15 HCLSØ:PALETTE Ø,Ø:PALETTE 1,Ø
2Ø HDRAW"BM1Ø,1ØS8BR3BDG3ERE2NR5
DR6DR3NEGL2HLG3RND3ED3G2UH3NRNE3
D2RDRDF2NU2R5NE3UL4BR1ØBU11BR4BD
G4ND3RD4ED2ED2FNU7NR5ER5E3NU3LU4
GU2GU2NGNL3HL2G3NGRD4"
3Ø HDRAW"S8BD1ØBL3BR3BDNG3R5GL4N
GR4G4NUFDLDBU8BR8ND2FDG5U3NE3LD4
GL3NG2R2DRNR2DR4E3UGUGBR5BU9BR3B

```

```

DG3ERE2R4GNL3G4ND2RNDDBR2NRE5D2ED
NRD2NE3G2NR3L4D2NEDR3D2R2ENEL6HL
2G2"
4Ø HDRAW"S8BD8BR3BDG3ERE2NR4DR3G
4NRNFD2BD2LNG2R3GNR3FR3LH2ENU3EU
3E4D2EDR2NEL2BD2L3NGR3DLG2FRD3E2
HDBR5BU1ØBR3BDG3ERE2NR4DR3G3LGLN
GR3DL2FBD2LNG2R2DFU2RU4RND2UE4"
5Ø HDRAW"S8BR2BU1BR2BDG2ER3NHGD7
LNG2R2GR3GNLBR4HUH2UHUH2RF2DFDF2
DFU11NRGR3GR3NEGLBR4BU4BR4BDG4ND
3RD4F3R5E3U2LND2L4NLE4NEL3NDNFLN
EU2G4RND6ED4GD2R5"
6Ø HDRAW "BR7DR2DBR2BU2DR2DBR2BU
2DR2D"
7Ø HPRINT(16,19),"(C) 1988":HPRI
NT(14,2Ø),"S&M Software"
8Ø PALETTE 1,64:PALETTE 12,64:PA
LETTE 13,Ø
9Ø I$=INKEY$:IF I$="" THEN 9Ø
95 CLEAR 5ØØØ

```

97 DIM ML\$(6),IN\$(20),CM\$(50),FM
\$(60),LT\$(8),BT(200),BS(200),BG(
200)

99 HSCREEN 0

100 INPUT"HOW MANY PLAYERS (2-4)
";NP:IF NP<2 OR NP>4 THEN CLS:GO
TO 100

110 CLS:FOR X=1 TO NP:PRINT"WHAT
IS THE GUILD NAME FOR PLAY
ER"X?":INPUT GN\$(X):GP(X)=1000:
AF(X)=10:GG(X)=10:NEXT X

120 INPUT"HOW MANY WEEKS UNTIL T
HE NEW KING IS ELECTED";W

140 FOR X=1 TO 6:READ ML\$(X):NEX
T X

141 DATA GUIDO'S MONEY HOUSE, TH
E KING'S ENVY,SHARKEY'S LOAN EMP
ORIUM,ALPHONSE'S FAMILY,HAPPY ED
DIE'S FINANCING,THE GOLD EXCHANG
E

160 FOR X=1 TO 20:READ IN\$(X):NE
XT X

161 DATA THE ALE HOUSE, DRINKS A
ROUND, THE BATTERED MACE, THE MI
NSTREL, EHD'S PLACE,HARNEY'S LIQ
UORS, PEACEFUL REST INN, THE DRA
GON'S DEN, THE IMPERIAL HOSTEL,T
HE BLUE HERRING INN

162 DATA THE ELFIN DAMSEL,THE BL
ACK ORCHID,THE ADVENTURERS GUILD
,THE CROSSED SWORDS INN, BLOODHA
WK TAVERN, THE GOLDEN UNICORN, K
ING'S CASTLE,THE LOQUACIOUS BARD
,ALL THE KING'S MEN,ELYSIUM ON E
ARTH

180 FOR X=1 TO 50:READ CM\$(X):NE
XT X

181 DATA SENSUOUS SILKS,MARKAN C
LOTHES,CLAY CREATIONS,GOLDEN TIM
BRE MUSIC, SEA WORTHY SHIPPING,F
ROW'S SMITHY,BANNERS FOR PROCLAM
ATION,FLASKS BOTTLES AND JARS,LO
WAN'S CABINETS,FINE PARCHMENTS A
ND INK

182 DATA SWEETS AND CONFECTIONS,
DEWQUAS' BARBERY,GLIMMER OF GOLD
,THE GOOD BAKER,SUITS AND CLOAKS
,PLEASURE OF PLATINUM,BRITE SKEI
N WEAVERY,DELGAR THE ARMORER,SAM
'S CHANDLERY,WOVEN DREAM CARPETS

183 DATA PERFECT ESSENCE, THE MI
NERAL BATHS,MACWEN'S LEATHER SHO
P,BROKEN HEEL COBBLER,LEXIS' SCR
IPT,LOKAN THE FLETCHER, BARREL M
AKERS' GUILD,TITAN LUMBER COMPAN
Y,SAVAR THE PHYSICIAN,SARL'S MOR
TUARY

184 DATA SORAHAN'S COLORS,RARE S
PICE,CLASH OF STEEL,SIGNOR'S STU
DIO,THE GRANITE MINER,HELKEN'S F
INE WEAPONRY,ETCHED PANES,MOLTEN

WAX,WOOLEN WONDERS,TRUSTY'S SMI
THY

185 DATA LIQUID CURES ALCHEMY,BU
TCHER'S BLEND,GLAZED POTTERY,GER
WEK'S PAWN SHOP,QUESTEN THE SHAR
PENER,TAROT REVEALED,ADDER'S STI
NG POISONS,BESVAN'S CUTLERY,FOR
LADIES ONLY,YE OLDE TOY SHOP
200 FOR X=1 TO 60:READ FM\$(X):NE
XT X

201 DATA MILLER, CUSHING, FIELDS
, BARNETT, HARTMAN, LINDEN, HERL
, ROHLEDER, BROOKS, LUEHRS, KLEI
N, LEE, SMITH, JONES, BROWN, WHI
TE, MINOR, WOLF, CASEY, VILLINES

202 DATA ETHAM, STORM, STACEY, H
AGEN, CULVER, MC FLY, WEIS, KASS
ON, DINKEL, LAMB, BERRYMAN, MEAD
E, WITT, FABER, CAMPBELL, HORN,
VINCENT, BREWSTER, DILLON, HEIL
203 DATA FURMANSKI, BARBOUR, MAR
SHALL, SCHUSTER, LUCAS, BIRD, WI
LSON, SLOOP, DOAN, GRAFF, STURGE
ON, THISSEN, ANDERSON, BACH, BOO
R, PAGE, NEWTON, SOOK, LEIKER, B
REIT

220 FOR X=1 TO 8:READ LT\$(X):NEX
T X

221 DATA ARABIAN KNIGHTS HORSES,

Clearbrook Software Group

ERINA — Symbolic User-mode Debugger for OS9 is a must for serious assembler and C programmers. ERINA helps to find bugs quickly by displaying the machine state and the instruction being executed. Set address and register break points, assemble and disassemble code, dump, search, and change memory, and much more! This program pays for itself over and over!

SERINA — System-mode Debugger for OS9 Level 2 is invaluable when developing OS9 System Modules (device drivers, file managers, etc.). Trace execution, set break points, assemble and disassemble code, examine/change memory and much more. SERINA has special provisions for debugging code with critical timing loops. A must for system programmers!

MSF — MS-DOS File Manager for CoCo3/OS9L2 allows you to read/write MS-DOS format diskettes while running OS9. No need for complex data conversions!

ERINA (requires 80 col. display, OS9 L1/2)\$69.00
SERINA (call for requirements)\$139.00
MSF (requires CoCo3, OS9L2, SDISK3 driver)\$45.00
MSF with SDISK3 driver\$65.00

CSG IMS Information Management System
Full-featured database manager for CoCo/OS9\$169.95
Shipping — N. America: \$5, Overseas: \$10.

Clearbrook Software Group, Inc.

U.S.: P.O. Box 8000-499, Sumas, WA 98295
CANADA: P.O. Box 8000-499, Abbotsford, B.C. V2S 6H1

Phone: (604)853-9118

OS9 is a trademark of Microware Systems Corp.,
MS-DOS is a trademark of Microsoft Corp.



JUSAN'S CATTLE PENS, THE GOAT HERD, THE KING'S MOUNT, THE SHEEP AUCTION, KEB'S STOCKYARD, YEWLON'S ANIMALS, THE MULE BARN
 222 OPEN"O", #1, "KING.DAT"
 223 WRITE #1, NP, W: FOR X=1 TO 6: WRITE #1, ML\$(X): NEXT X: FOR X=1 TO

20: WRITE #1, IN\$(X): NEXT X: FOR X=1 TO 5: WRITE #1, CM\$(X): NEXT X: FOR X=1 TO 6: WRITE #1, FM\$(X): NEXT X: FOR X=1 TO 8: WRITE #1, LT\$(X): NEXT X: FOR X=1 TO 4: WRITE #1, GG(X), GP(X), GN\$(X), AF(X): NEXT X
 224 CLOSE #1: CLS:: RUN"KING"



10045	810147	1465133
25069	890103	152037
34033	95036	166080
400174	1060113	180025
49076	116020	1940217
570160	123012	2040217
630181	133068	214012
73097	1410230	END232

Listing 2: KING

```

0 PCLEAR 1
10 CLEAR 2000: ZZ=0: XX=0
20 DIM ML$(6), IN$(20), CM$(50), FM$(60), LT$(8), BT(144), BS(144), BG(144), QD(144), ZX(144)
25 FOR X=1 TO 4: FQ(X)=0: NEXT X
30 OPEN" I", #1, "KING.DAT"
40 INPUT #1, NP, W: FOR X=1 TO 6: INPUT #1, ML$(X): NEXT X: FOR X=1 TO 20: INPUT #1, IN$(X): NEXT X: FOR X=1 TO 50: INPUT #1, CM$(X): NEXT X: FOR X=1 TO 60: INPUT #1, FM$(X): NEXT X: FOR X=1 TO 8: INPUT #1, LT$(X): NEXT X: FOR X=1 TO 4: INPUT #1, GG(X), GP(X), GN$(X), AF(X): NEXT X
45 CLOSE #1
50 ZZ=ZZ+1: XX=0: IF ZZ>W OR DB+1=NP THEN 170
60 XX=XX+1: GG(XX)=0: WV=0: AF=0: MH=0: SF=0: GOSUB 1750: WD=0: IF GS(XX)=1 AND DF(XX)=0 THEN 180 ELSE IF GS(XX)=1 THEN 160
70 CLS
80 PRINT"WHAT NEXT GUILDMASTER?"
90 IF FQ(XX)=0 THEN GG(XX)=0: AF(XX)=1: SF(XX)=0: MH=0: FQ(XX)=1
100 PRINT"1. HIRE ASSASSINS OR SPYS": PRINT"2. NEGOTIATE": PRINT"3. PROTECT CANDIDATE OR ALLIES": PRINT"4. DISCREDIT OTHER CANDIDATES": PRINT"5. RAISE FUNDS": PRINT"6. ARMED CONFLICT": PRINT"7. STAT US"
110 IS=INKEY$: IF IS="" THEN 110
120 ON BRK GOTO 2130: ON ERR GOTO 2210
130 I=VAL(IS)
140 ON I GOSUB 200, 490, 650, 830, 9

```

```

70, 1350, 1660
150 GOTO 70
160 GOSUB 1885: IF XX<NP THEN 60 ELSE 50
170 GOTO 1530
180 DB=DB+1: PRINT"YOUR CANDIDATE IS DEAD ... YOU LOSE... YOU BETTER START PRAYING FOR THE KING'S MERCY!!!"
190 IS=INKEY$: IF IS="" THEN 190 ELSE DF(XX)=1: GOTO 160
200 CLS: PRINT"HIRE ASSASSINS OR SPYS."
210 PRINT"1. HIRE ASSASSIN": PRINT"2. HIRE SPYS": PRINT"3. MAIN MENU"
220 IS=INKEY$: IF IS="" THEN 220
230 I=VAL(IS)
240 ON I GOTO 260, 360, 250
250 RETURN
260 CLS: PRINT"HIRE ASSASSINS.": INPUT"HOW MANY DO YOU WISH TO HIRE"; NA: IF AF=1 THEN PRINT"YOU ALREADY HAD YOUR CHANCE.": FOR PP=1 TO 920: NEXT PP: GOTO 200 ELSE 270
270 CO=NA*(100+RND(100)): AF=1: PRINTNA"ASSASSINS COST"CO: FOR PP=1 TO 920: NEXT PP: GP(XX)=GP(XX)-CO: IF GP(XX)<0 THEN PRINT"WE DON'T DO CHARITY.": GP(XX)=GP(XX)+CO: FOR PP=1 TO 920: NEXT PP: GOTO 200 ELSE 280
280 IF X=0 THEN 200 ELSE FOR X=1 TO NA
285 CLS: PRINT"SEND ASSASSIN"X"TO --"
290 PRINT"1. CANDIDATE": PRINT"2. BUSINESS": PRINT"3. LIST BUSINESS"
300 IS=INKEY$: IF IS="" THEN 300
310 I=VAL(IS): ON I GOTO 320, 340, 335
320 INPUT"WHICH CANDIDATE"; AT: PD=RND(100): IF PD<3 OR PD<=20-GG(AT) THEN PRINT"SUCCESS!!! CANDIDATE "AT" IS DEAD!!!": GS(AT)=1: FOR PP=1 TO 920: NEXT PP: NEXT X: GOTO 200
330 PRINT"YOUR ASSASSIN FAILS IN HIS MISSION.": FOR PP=1 TO 920: NEXT PP: NEXT X: GOTO 200

```

```

335 GOSUB 2030:GOTO 285
340 INPUT"WHICH BUSINESS";AT:PD=
RND(100):IF PD<=5 OR PD<=40-BG(A
T) THEN PRINT"SUCCESS!!! BUSINES
S "AT"'S OWNER IS DEAD.":PM=1:GO
SUB 2050:BT(AT)=1:FOR PP=1 TO 92
0:NEXT PP:NEXT X:GOTO 200
350 PRINT"YOUR ASSASSIN FAILS IN
HIS MISSION.":FOR PP=1 TO
920:NEXT PP:NEXT X:GOTO 200
360 CLS:PRINT"HIRE SPYS":INPUT"H
OW MANY DO YOU WISH TO HIRE";NS:
IF SF=1 THEN PRINT"TOO LATE, ONE
CHANCE IS ALL YOU GET.":FOR PP=
1 TO 920:NEXT PP:GOTO 200 ELSE 3
70
370 CO=NS*(50+RND(50)):SF=1:PRIN
TNS"SPY(S) COST"CO:GP(XX)=GP(XX)
-CO:IF GP(XX)<0 THEN PRINT"WE DO
N'T WORK FOR PAUPERS.":FOR PP=1
TO 920:NEXT PP:GP(XX)=GP(XX)+CO:
GOTO 200 ELSE FOR PP=1 TO 920:NE
XT PP
380 IF X=0 THEN 200 ELSEFOR X=1
TO NS
385 CLS:PRINT"SEND SPY"X"TO--":P
RINT"1. GUILD":PRINT"2. BUSINESS
":PRINT"3. LIST BUSINESSES"
390 I$=INKEY$:IF I$="" THEN 390
400 I=VAL(I$):ON I GOTO 410,430,
425
410 INPUT"WHICH GUILD";ST:PD=RND
(100):IF PD>40 THEN 420 ELSE PRI
NT"YOUR SPY IS CAUGHT":FOR PP=1
TO 920:NEXT PP:NEXT X:GOTO 200
420 CLS:PRINT"GUILD"ST"HAS.":PRI
NTGP(ST)"GOLD PIECES.":PRINT AF(
ST)"MEN.":PRINT IC(ST)"INCOME PE
R TURN.":PRINT AL(ST)"ALLIES.":F
OR PP=1 TO 920:NEXT PP:NEXT X:GO
TO 200
425 GOSUB 2030:GOTO 385
430 INPUT"WHICH BUSINESS";ST:PD=
RND(100):IF PD<20 THEN PRINT"YOU
R SPY IS CAUGHT.":FOR PP=1 TO 92
0:NEXT PP:NEXT X:GOTO 200
440 CLS:PRINT"BUSINESS"ST"IS.":I
F BT(ST)=1 THEN PRINT"CLOSED":GO
TO 480
450 IF BS(ST)=0 THEN PRINT"NEUTR
AL":GOTO 480
460 IF BS(ST)<C5=4 THEN PRINT"AL
LIED WITH GUILD"BS(ST):GOTO 480
470 PRINT"GUILD"BS(ST)-4" INVEST
S IN THIS BUSINESS."
480 FOR PP=1 TO 920:NEXT PP:NEXT
X:GOTO 200
490 CLS:PRINT"NEGOTIATE":PRINT"1
. TRY TO FORM AN ALLIANCE":PRINT
"2. INVEST IN AN ALLIED BUSINESS
":PRINT"3. LIST BUSINESSES":PRIN

```

```

T"4. MAIN MENU"
500 I$=INKEY$:IF I$="" THEN 500
510 I=VAL(I$):ON I GOSUB 530,590
,640,520
520 RETURN
530 CLS:INPUT"WHICH BUSINESS DO
YOU WISH TO ALLY WITH";AT
540 IF BS(AT)<>0 THEN PRINT"THAT
BUSINESS CLAIMS ALLEGIANCE TO A
NOTHER GUILD":FOR PP=1 TO 920:NE
XT PP:GOTO 490 ELSE IF BT(AT)<>0
THEN PRINT"THAT BUSINESS IS CLO
SED":FOR PP=1 TO 920:NEXT PP:GOT
O 490
550 TB(XX)=TB(XX)-2:IF TB(XX)<0
THEN PRINT"YOU HAVE TOO FEW MEN
TO PERFORM THIS ACTION.":FOR PP=
1 TO 920:NEXT PP:TB(XX)=TB(XX)+2
:GOTO 490
560 INPUT"HOW MUCH GOLD DO YOU W
ISH TO SEND ALONG";BB:GP(XX)=
GP(XX)-BB:IF GP(XX)<0 THEN PRINT
"SMART GUILDMASTERS DON'T MAKE
EMPTY PROMISES":FOR PP=1 TO 920
:NEXT PP:GP(XX)=GP(XX)+BB:GOTO 4
90
570 PD=RND(100):IF PD<=(30+BB) T
HEN 580 ELSE PRINT"NEGOTIATIONS
FAIL TO PRODUCE FAVORABLE RES
ULTS.":FOR PP=1 TO 920:NEXT PP:G
OTO 490
580 PM=0:BS(AT)=XX:PRINT"YOUR AL
LIANCE OFFER IS ACCEPTED.":FOR P
P=1 TO 920:NEXT PP:GOSUB 2050:PR
INT"YOU GAIN"ZX(AT)"GOLD PIECES
INCOME.":FOR PP=1 TO 920:NEXT PP
:AL(BS(AT))=AL(BS(AT))+1:GOTO 49
0
590 CLS:INPUT"WHICH ALLIED BUSIN
ESS DO YOU WISH TO INVEST IN"
;AT
600 IF BS(AT)=XX THEN 610 ELSE I
F (BS(AT)-4)=XX THEN PRINT"YOU H
AVE ALREADY INVESTED WITH THAT
BUSINESS.":FOR PP=1 TO 920:NEXT
PP:GOTO 490 ELSE PRINT"YOU AREN'
T ALLIED WITH THEM YET.":FOR PP=
1 TO 920:NEXT PP:GOTO 490
610 IF AT<7 THEN CI=2000 ELSE IF
AT<27 THEN CI=2600 ELSE IF AT<7
7 THEN CI=280 ELSE IF AT<137 THE
N CI=200 ELSE CI=2100
620 GP(XX)=GP(XX)-CI:IF GP(XX)<0
THEN PRINT"MAN CAN'T LIVE ON EM
PTY PROMISES.":FOR PP=1 TO 920:N
EXT PP:GP(XX)=GP(XX)+CI:GOTO 490
ELSE PRINT"IT COSTS"CI"GOLD PIE
CES.":PM=0:BS(AT)=XX+4
630 GOSUB 2050:PRINT"IT ADDS"ZX(
AT)"GOLD PIECES TO YOUR INCOME."
:FOR PP=1 TO 920:NEXT PP:GOTO 49

```

```

Ø
64Ø GOSUB 2Ø3Ø:GOTO 49Ø
65Ø CLS:PRINT"PROTECT CANDIDATES
AND BUSINESSSES.":PRINT
"1. ASSIGN GUARDS TO CANDIDATE":
PRINT"2. ASSIGN GUARDS TO BUSINE
SS":PRINT"3. HIDE CANDIDATE":PRI
NT"4. MAGICALLY HIDE CANDIDATE":
PRINT"5. MAIN MENU"
66Ø I$=INKEY$:IF I$="" THEN 66Ø
67Ø I=VAL(I$):ON I GOSUB 69Ø,74Ø
,78Ø,8ØØ,82Ø
68Ø RETURN
69Ø IF MH=1 THEN PRINT"YOUR CAND
IDATE IS HIDING":FOR PP=1 TO 92Ø
:NEXT PP:GOTO 65Ø
7ØØ PRINT"YOU HAVE"GG(XX)"GUARDS
CURRENTLY ON YOUR CANDIDATE.":I
NPUT"HOW MANY DO YOU WISH TO HAV
E NOW";NG:IF NG<Ø THEN NG=Ø
71Ø IF TB(XX)-(NG-GG(XX))< Ø THE
N PRINT"YOU CAN'T GUARD WITH GHO
STS!":FOR PP=1 TO 92Ø:NEXT PP:GO
TO 65Ø
72Ø IF NG>GG(XX) THEN TB(XX)=TB(
XX)-(NG-GG(XX)) ELSE TB(XX)=TB(X
X)+(GG(XX)-NG)
73Ø GG(XX)=NG:GOTO 65Ø
74Ø GOSUB 2Ø3Ø:INPUT"WHICH BUSIN
ESS DO YOU WISH TO GUARD";PX:P
RINT"THERE ARE"BG(PX)"GUARDS THE
RE NOW.":INPUT"HOW MANY DO YOU W
ISH TO HAVE NOW";NG:IF NG<Ø THEN
NG=Ø
75Ø IF TB-(NG-BG(PX))<Ø THEN PRI
NT"YOU MUST THINK THIS ALLY IS
BLIND!":FOR PP=1 TO 92Ø:NEXT
PP:GOTO 65Ø
76Ø IF NG>BG(PX) THEN TB(XX)=TB(
XX)-(NG-BG(PX)) ELSE TB(XX)=TB(X
X)+BG(PX)-NG
77Ø BG(PX)=NG:GOTO 65Ø
78Ø PRINT"HIDE CANDIDATE":GP(XX)
=GP(XX)-2ØØ:IF GP(XX)<Ø THEN PRI
NT"LOYALTY ONLY GOES SO FAR.":GP
(XX)=GP(XX)+2ØØ:FOR PP=1 TO 92Ø:
NEXT PP:GOTO 65Ø
79Ø PRINT"YOUR CANDIDATE IS HIDD
EN.":GG(XX)=2Ø:FOR PP=1 TO 92Ø:N
EXT PP:MH=1:GOTO 65Ø
8ØØ PRINT"MAGICALLY HIDE CANDIDA
TE.":IF WF<>XX THEN PRINT"THE WI
ZARD ONLY PROTECTS ALLIES":FOR P
P=1 TO 92Ø:NEXT PP:GOTO 65Ø ELSE
GP(XX)=GP(XX)-1ØØØ
8Ø5 IF GP(XX)<Ø THEN PRINT"THE W
IZARD IS YOUR ALLY, NOT YOUR
SLAVE.":GP(XX)=GP(XX)+1ØØØ:FOR P
P=1TO92Ø:NEXT PP:GOTO 65Ø
81Ø PRINT"THE WIZARD WEAVES MAGI
C AROUND YOUR CANDIDATE, AND HE
IS THUS HIDDEN.":GG(XX)=1ØØ:FO

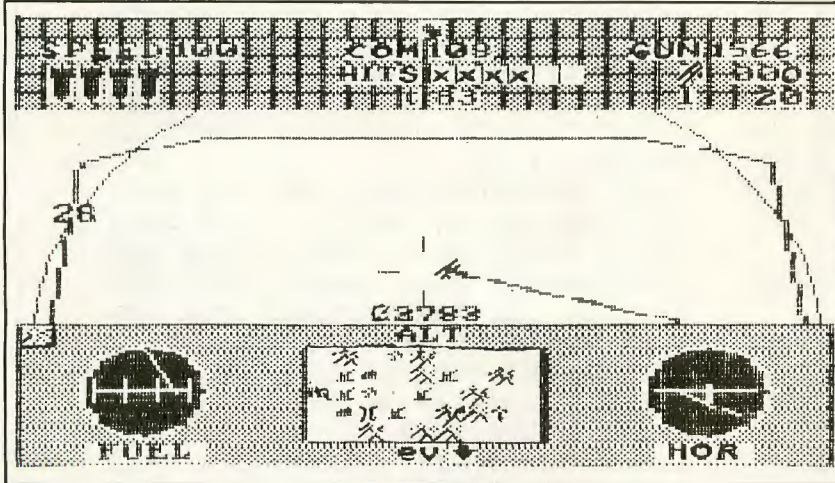
```

```

R PP=1 TO 92Ø:NEXT PP:MH=1:GOTO
65Ø
82Ø RETURN
83Ø CLS:PRINT"DISCREDIT BUSINESS
ES":PRINT"1. MAGICALLY DISCREDIT
.":PRINT"2. SPREAD RUMORS":PRINT
"3. BLACKMAIL":PRINT"4. RETURN T
O MAIN MENU"
84Ø I$=INKEY$:IF I$="" OR I$<"1"
OR I$>"4" THEN 84Ø
85Ø I=VAL(I$):ON I GOSUB 88Ø,9ØØ
,93Ø,87Ø
86Ø RETURN
87Ø RETURN
88Ø CLS:IF WF<>XX THEN PRINT"THE
WIZARD ONLY HELPS HIS SUP
PORTERS.":FOR PP=1 TO 92Ø:NEXT P
P:GOTO 83Ø ELSE GP(XX)=GP(XX)-1Ø
Ø:IF GP(XX)<Ø THENPRINT"THE WIZA
RD DOESN'T DO CHARITY WORK.":F
OR PP=1 TO 92Ø:NEXT PP:GP(XX)=GP
(XX)+1ØØ:GOTO 83Ø
89Ø GOSUB 2Ø3Ø:INPUT "WHICH BUSI
NESS DO YOU WANT THE WIZARD TO
ZAP";AT:DV(XX)=IC(XX):IC(XX)=TI(
XX):PM=1:GOSUB 2Ø5Ø:PM=Ø:TI(XX)=
IC(XX):IC(XX)=DV(XX):PRINT"THE W
IZARD'S SPELL DRIVES AWAY ALL C
USTOMERS THIS WEEK.":FOR PP=1 TO
92Ø:NEXT PP:GOTO 83Ø
9ØØ PRINT"SPREAD RUMORS"
91Ø GP(XX)=GP(XX)-25:IF GP(XX)<Ø
THEN PRINT"EVEN RUMORMONGERS NE
ED TO EAT.":GP(XX)=GP(XX)+25:FOR
PP=1 TO 92Ø:NEXT PP:GOTO 83Ø
92Ø INPUT"WHICH GUILD DO YOU WIS
H TO ATTACK";AT:PRINT"THE RUMORM
ONGERS WORK TO STOP CUSTOMERS
FROM DEALING WITH GUILD"AT:T
I(AT)=TI(AT)-RND(5Ø):FOR PP=1 TO
92Ø:NEXT PP:GOTO 83Ø
93Ø CLS:PRINT"BLACKMAIL":INPUT"W
HICH BUSINESS DO YOU WISH TO P
LY THIS TACTIC ON";AT:GP(XX)=GP(
XX)-15Ø:IF GP(XX)<Ø THEN PRINT"B
LACKMAIL'S A CRIME AND WE AIN'TD
OIN' IT FOR FREE.":GP(XX)=GP(XX)
+15Ø:FOR PP=1 TO 92Ø:NEXT PP:GOT
O 83Ø
94Ø PD=RND(1ØØ):IF PD>4Ø THEN PR
INT"THEIR AIN'T ENOUGH DIRT ON T
HAT BUSINESS":FOR PP=1 TO 92Ø:NE
XT PP:GOTO 83Ø ELSE PM=1:GOSUB 2
Ø5Ø:GOSUB 95Ø:AL(BS(AT))=AL(BS(A
T))-1:BS(AT)=Ø:PRINT"THEY BROKE
THEIR ALLIANCE!":FOR PP=1 TO 92Ø
:NEXT PP:GOTO 83Ø
95Ø IF BS(AT)>4 THEN BS(AT)=BS(A
T)-4
96Ø RETURN
97Ø CLS:PRINT"RAISE FUNDS":PRINT
"1. SOLICIT CONTRIBUTIONS FROM

```

MORE FROM ARK ROYAL!



A C E S is a high resolution, completely machine language game of aerial warfare in WWI. Player flies on many missions to bomb enemy targets including airfields, enemy headquarters, anti-aircraft batteries, bridges and factories, but not player's own air base. He must dodge mountains and dogfight with the enemy's best, including, if unlucky, members of the dreaded Flying Circus. After he shoots down five planes he becomes an ACE and receives special consideration; but the game is far from finished. **A C E S** averages about 82 targets and over 100 enemy aircraft per game.

A C E S plays in real time and displays flight simulated dash and controls. Operates from the keyboard. Included in the display is a high resolution mini-screen featuring terrain, targets, and player's relative ground position. There are 8 zones in each map which changes as player flies over it. Game Save. (It could take days to win!) In addition, **NEWMAP** is included to allow for the creation of a zillion new maps. **A C E S** was created in part with AGS, developed by Ken Schunk. For all CoCo's.

WAR AT SEA: Wooden Ships simulate ship to ship battles during the 18th Century. Player controls a number of sailing ships from different nations and must pit his seamanship against the computer or another player.

RED ALERT: a starship combat simulator. Object of the game is to defeat the computer controlled enemy vessel by using your ship's capacities, strategic maneuvers, and your own smarts.

NEW

A C E S: WWI Aerial Warfare (CC64K D HR ML)	\$29
RED ALERT: Star Ship Warfare (CC64K D HR MLS J)	\$27
WAR AT SEA: Wooden Ships (CC64K D HR MLS J)	\$25
Pro Football: Strategy Gridiron game (CC3 128K HR B)	\$20
Okinawa: The Big Invasion (Screen Dump inc) (CC64K D HR ML)	\$27
Blitzkrieg West: A Bigger Bulge (CC64K D HR ML)	\$27
Bataan: Historical & Hypothetical games in one (CC64K D HR ML)	\$29
Desert Fox: Rommel (CC64K D HR MLS)	\$27
Task Force: Modern Naval War in the Med (CC64K D HR MLS J)	\$27
D DAY: The 6th of June (CC64K HR ML)	\$25
Battle Hymn: Battle of Gettysburg (CC64K D HR ML)	\$25
Company Commander: Squad Level Wargame (CC32K SG MLS)	\$25
(House to House Module included in Company Commander)	
Additional Modules for Company Company 3.0	
River Crossing	\$17
Gemini	\$17
Cauldron	\$17
Beach Head	\$17
Fire One! Submarine Simulation (CC3 D HR B)	\$25
Fire & Steel: Waterloo Campaign (CC64K D HR MLS)	\$22
Luftflotte: Battle of Britain (CC32K SG MLS)	\$25
Stalingrad: The turning point. (CC64K HR ML)	\$25
Final Frontier: War in Space (CC32K D HR MLS)	\$25
Barbarossa: The War in Russia (CC64K HR ML)	\$22
RedStar: Nato vs Warsaw Pact (CC32K D HR ML)	\$22
DarkHorse: Redstar Sequel (CC64K D HR ML)	\$22
Midway: The Turning Point in the Pacific (CC32K HR MLS)	\$20
Escape From Denna: Dungeons! (CC32K SG MLS)	\$15
Tunis: War in the Desert (CC32K SG B)	\$15
Battle of the Bulge 1 or 2 player (CC32K SG B)	\$15
Phalanx: Alexander the Great (CC32K HR ML)	\$15
Rubicon II: Invasion game (CC32K SG B)	\$10
Guadalcanal: America Strikes Back (CC32K SG MLS)	\$10
Waterloo: Napoleon (CC32K SG B)	\$10
Bomber Command: Strategic Bombing Mission (CC32K SG MLS)	\$10
Kamikaze: Naval War in the Pacific (CC32K HR B)	\$10
Starblazer: Strategy Star Trek (CC32K SG MLS)	\$10
Mission Empire: Build an Empire in Space (CC32K SG B)	\$10
Galactic Taipan: Economics in Space (CC32K SG B)	\$10

Keyboard General: Bi-monthly newsletter yearly sub \$15

Barbarossa, Luftflotte, Battle Hymn (256K) available Tandy 1000

New for the Tandy 1000

Gray Storm Rising: War in the North Atlantic \$25

Codes: CC — Color Computer, all versions CC3 — CoCo 3 only
D — Disk only (no D means program available tape or disk)
HR — High Resolution SG — Semigraphics ML — Machine Language
MLS — Machine Language Subroutines B — Basic J — Joystick

Write for free catalog!

Prices include shipping to USA and Canada. Others add \$3.00. COD's available in USA only, add \$3.50. Personal Checks accepted with no delays in USA. Others must send M.O. or Bank Draft in U.S. funds. Programs shipped within 24 hours except on weekends. Sorry, no bankcards. Color Computer and Tandy 1000, TM Tandy Corp.

Florida residents add 6% sales tax.

Canadians may order direct from: **M & M Software**, Post Office Box 1945, Slave Lake, Alberta T06 2A0. Write M & M Software for information.

ARK ROYAL GAMES
P.O. Box 14806
Jacksonville, FL 32238
(904) 786-8603



```

WIZARD.":PRINT"2. STEAL":PRI
NT"3. RETURN TO MAIN MENU"
98Ø I$=INKEY$:IF I$="" OR I$<"1"
OR I$>"3" THEN 98Ø
99Ø I=VAL(I$):ON I GOSUB 1Ø2Ø,1Ø
9Ø,1Ø1Ø
1ØØØ RETURN
1Ø1Ø RETURN
1Ø2Ø CLS:PRINT"ASK THE WIZARD TO
DONATE MONEY":INPUT"HOW MUCH MO
NEY ARE YOU GOING TO ASK HIM FOR
";AD:WR=AD+RND(2ØØ):IF WF=XX THE
N WR=WR-RND(5Ø)
1Ø3Ø IF WV=1 THEN WR=2ØØ ELSE WV
=1
1Ø4Ø IF WR<1ØØ THENPRINT"THE WIZ
ARD SMILES AND GRANTS YOU"AD"GOL
D PIECES.":GP(XX)=GP(XX)+AD:FOR
PP=1 TO 92Ø:NEXT PP:GOTO 97Ø
1Ø5Ø IF WR<175 THEN PRINT"THE WI
ZARD TELLS YOU TO GO STICK
YOUR HEAD IN A PIG.":FOR PP=1 TO
92Ø:NEXT PP:GOTO 97Ø
1Ø6Ø PRINT"THE WIZARD GROWS ANGR
Y AT YOUR UNMITIGATED OBNOXIOUS
NESS."
1Ø7Ø FOR FE=1 TO 144: IF BS(FE)=
XX OR BS(FE)=(XX+4) THEN PRINT"THE
WIZARD DESTROYS BUSINESS "
;FE:PM=1:BT(FE)=1:GOSUB 2Ø5Ø:NEX
T FE
1Ø8Ø PRINT"YOU ARE THROWN FROM HIS
HOUSE.":FOR PP=1 TO 92Ø:NEXT
PP:GOTO 97Ø
1Ø9Ø CLS:PRINT"STEAL":PRINT"1. F
ROM A GUILD":PRINT"2. FROM A BUS
INESS":PRINT"3. FROM THE WIZARD"
11ØØ I$=INKEY$:IF I$="" OR I$<"1"
OR I$>"3" THEN 11ØØ
111Ø I=VAL(I$):ON I GOTO 112Ø,12
ØØ,127Ø
112Ø CLS:INPUT"WHICH GUILD DO YO
U WANT TO STEALFROM";GS:INPUT "H
OW MANY MEN DO YOU WISH TO S
END";SM:IF SM>TB(XX) OR SM<1 THE
N PRINT"ILLUSIONARY MEN TAKE ONL
Y ILLU- SIONARY GOLD":FOR PP=1 T
O 92Ø:NEXT PP:GOTO 97Ø ELSE TB(X
X)=TB(XX)-SM
113Ø IF TI(XX)=-1ØØØØ THEN TI(XX
)=IC(XX)
114Ø PD=RND(1ØØ):IF PD+(SM*2)-(G
G(GS)+6Ø)>Ø THEN 115Ø ELSE 117Ø
115Ø PD=RND(25Ø):IF PD>GP(GS) TH
EN PD=GP(GS)
116Ø PRINT"YOUR THIEVES SUCCEEDE
D IN TAKING"PD"GOLD PIECES
.":GP(XX)=GP(XX)+PD:FOR PP=1 TO
92Ø:NEXT PP:GOTO 97Ø
117Ø PD=RND(1ØØ):IF PD<51 THEN 1
18Ø ELSE 119Ø
118Ø PRINT"YOUR THIEVES WERE CAU

```

```

GHT...AND EXECUTED":AF(XX)=AF(X
X)-SM:FOR PP=1 TO 92Ø:NEXT PP:GO
TO 97Ø
119Ø PRINT"YOUR THIEVES WERE DIS
COVERED... BUT THEY ESCAPED.":FO
R PP=1 TO 92Ø:NEXT PP:GOTO 97Ø
12ØØ CLS:INPUT"WHICH BUSINESS DO
YOU WISH TO STEAL FROM (Ø FOR
LIST)";AT:IF AT=Ø THEN GOSUB 19
ØØ:GOTO 12ØØ
121Ø INPUT"HOW MANY MEN ARE YOU
SENDING";SM:IF SM>TB(XX) OR SM<1
THEN PRINT"YOUR MATH SKILLS WER
E PROBABLY WHAT CAUSED YOUR POV
ERTY IN THE FIRST PLACE":FOR PP=
1 TO 92Ø:NEXT PP:GOTO 97Ø
122Ø TB(XX)=TB(XX)-SM:PD=RND(1ØØ
):IF (PD+SM*2)-(BG(AT)+4Ø)>Ø THE
N 123Ø ELSE 125Ø
123Ø PD=RND(1ØØ):PRINT"YOUR THIE
VES STRUCK SWIFTLY AND STOLE"PD"
GOLD PIECES":GP(XX)=GP(XX)+PD:FO
R PP=1 TO 92Ø:NEXT PP:GOTO 97Ø
124Ø PD=RND(1ØØ): IF PD>36 THEN
126Ø ELSE 125Ø
125Ø PRINT"THE CITY GUARD JUST L
OVED KILLING YOUR THIEVES
FOR 'RESISTING ARREST'.":
AF(XX)=AF(XX)-SM:FOR PP=1 TO 92Ø
:NEXT PP:GOTO 97Ø
126Ø PRINT"YOUR THIEVES MESSED U
P, BUT WERENOT CAPTURED":FOR PP=
1 TO 92Ø:NEXT PP:GOTO 97Ø
127Ø CLS:INPUT"HOW MANY BRAVE SO
ULS ARE GOING TO ROB THE WIZARD
";SM
128Ø IF TB(XX)<SM OR SM<1 THEN P
RINT"THE WIZARD DOESN'T BELIEVE
IN NON-MAGICAL ILLUSIONS":FOR
PP=1 TO 92Ø:NEXT PP:GOTO 97Ø
129Ø TB(XX)=TB(XX)-SM:PD=RND(1ØØ
):IF PD<5Ø THEN WQ=1 ELSE WQ=1Ø
13ØØ PD=RND(1ØØ):IF (PD-SM)<(WQ+
1) THEN 131Ø ELSE 132Ø
131Ø PD=RND(1ØØØØ):PRINT"YOUR ME
N ARE SURE TO REACH LEGENDA
RY STATUS. YOU GOT LUCKY AND STO
LE"PD"GOLD PIECES FROM A CARELES
S WIZARD.":GP(XX)=GP(XX)+PD:FOR
PP=1 TO 92Ø:NEXT PP:GOTO 97Ø
132Ø IF WQ<2 THEN 133Ø ELSE 134Ø
133Ø PRINT"THE WIZARD WAS HOME.
ALL YOUR MEN MET HORRIBLE DEAT
HS BUT THE PROPERTY DAMAGE WAS M
INIMAL.":AF(XX)=AF(XX)-SM:FOR PP
=1 TO 92Ø:NEXT PP:GOTO 97Ø
134Ø PRINT"THE WIZARD'S DEADLY M
AGIC TRAPS DESTROYED YOUR HAPLES
S THIEVES.":AF(XX)=AF(XX)-SM:FOR
PP=1 TO 92Ø:NEXT PP:GOTO 97Ø
135Ø CLS:PRINT"ARMED CONFLICT":P
RINT"1. RECRUIT LOCALS":PRINT"2.

```




◀◀ GIMMESOFT ▶▶



A new generation of Color Computer products

NEW ▶▶

GRAPHICS-25

◀◀ NEW

(512k CoCo III only)

Utilize the FULL 512k memory range of your CoCo III from BASIC for graphics! Create up to 25 ONBOARD HIRES SCREENS! Six new BASIC commands allow instant display switching while secretly drawing other screens. Save and load screens to and from disk. Copy one screen to another. Fast Graphics action, Smooth animation, and 100% Machine Language code. Requires DECB 1.0, DECB 1.1, or FKEYS III. Complete with documentation. Disk\$24.95

MULTI-LABEL III

<CoCo III only>

Custom Palette Designer

(See July '87 review) Disk \$16.95

(See Aug '87 review) Disk \$14.95

FKEYS III

<CoCo I/II/III>

SIXDRIVE

(See April '87 review) Disk \$19.95

Disk \$16.95

CoCo Max III

(CoCo III only)

More resolution, power, color, speed, tools, & type styles!!! Built in Animation! / Amazing Color Sequencing!!! Comes with HI-RES INTERFACE, MINILOAD/BAS, DEMO DISK, COCO SHOW PGM. Complete package \$79.95

AUTO DIM

(CoCo III only)

This hardware device protects your RGB or composite monitor, or your TV from IMAGE BURN after a few minutes of inactivity from your keyboard. Illustrated instructions and easy to install. Just..... \$29.95 (See January '88 review)

Now 2 styles

MPI-CoCo Locking Plate

Fits older MPI

Protects your CoCo III and Multi Pak Interface from destroying each other! Installs in seconds. MPI 26-3124 or 26-3024 & CoCo III 26-3334 only. Please specify MPI number 26-3024 or 26-3124 when ordering! Only \$9.95

NEW IMPROVED!

MAXSOUND

NEW LOW PRICE!

(128k or 512k CoCo III only)

Turn your CoCo III into a REAL digital audio sampler with HIGH quality audio reproduction. Easily add exotic effects, stuttering, speed shifting, sequencing, and reverse audio to BASIC or ML programs or GRAPHICS! Imagine recording any Voice, Music, or Sound effect and being able to use these DIGITAL recordings in your own programs! 3 disk set includes: INTERFACT/BIN - ML driver for sound effects. G&M/BAS - Adds sound effects to Graphics. SHOWTIME and DEMO disks. SCOPE/BAS - Turns CRT into a Digital Oscilloscope to look at MAXSOUND waveforms. Some possible uses are: Haunted house sound effects, Telephone answering machine, or Talking door bell. CALL FOR DEMO \$59.95

NEW ▶▶

V-Term Terminal Emulator

◀◀ NEW

(128k or 512k CoCo III only)

V-Term is one of the most advanced terminal programs for the CoCo III ever!!!

FEATURES: VT-100, VT-52, and standard CRT emulations. Full use of 512K, 80X28 text or graphics characters, Windows & Multi-tasking(Disk Basic!), RAMDISK like buffer, Xmodem, Xon/Xoff, Monochrome monitor support, Capture buffer, Snapshot, Conference mode, and much much more! Complete with documentation. Disk..... \$39.95

PYRAMIX

(CoCo III only)

This 100% machine language arcade game was written exclusively to take advantage of your CoCo 3. The colors are brilliant, the graphics are sharp, and the action is hot! (See Dec. '87 review) Disk..... \$19.95

Kung-Fu Dude

(CoCo I/II/III)

This is the long-awaited response to the huge demand for a Kung-Fu program for the CoCo. Destroy opponents and evade obstacles as you grow even closer to your ultimate objective! (See Feb. '88 review) Disk..... \$24.95

CHAMPION

(CoCo I/II/III)

Become a superhero in your fight to rid the world of the evil forces of Mr. Bigg in this action adventure. The combat is hot and heavy and requires a fast joystick! (See May '87 review) Disk..... \$19.95

White Fire of Eternity

(CoCo I/II/III)

Enter the age of monsters, magic, and adventure. Here you will search for the legendary power of White Fire throughout the Forbidden Wood and dark caverns. (See Dec. '86 review) Disk..... \$19.95

NEW ▶▶

In Quest of the Star Lord

◀◀ NEW

A new animated graphics adventure for the CoCo III from the author of the Hall of the King Trilogy and Kung-Fu Dude! Enjoy the mixture of science and fantasy as you quest for the Phoenix Crossbow, the only thing that can save you in the post-holocaust world. 4 Disk sides of adventure! Outstanding 320x200 graphics! CoCo III 128k Disk \$34.95

Technical assistance: 7pm to 9pm
Orders: 9am to 9pm Eastern time
On-line orders and up to date
information: Delphi's CoCo Sig

GIMMESOFT
P.O. Box 421
Perry Hall, MD 21128
301-256-7558 or 301-256-2953

Add \$3.00 for shipping and handling
Add \$2.00 for COD (USA only)
MD residents add 5% sales tax
VISA/MC/Check/Money Order/COD

```

HIRE MERCENARIES":PRINT"3. TRAI
N AND EQUIP RECRUITS":PRINT"4. A
MBUSH A GUILD":PRINT"5. AMBUSH A
BUSINESS":PRINT"6. RETURN TO MA
IN MENU"
1360 I$=INKEY$:IF I$="" OR I$<"1
" OR I$>"6" THEN 1360
1370 I=VAL(I$):ON I GOSUB 1400,1
420,1450,1470,1500,1390
1380 RETURN
1390 RETURN
1400 IF TB(XX)<2 THEN PRINT"YOU
DON'T HAVE ENOUGH MEN TO RECR
UIT.":FOR PP=1 TO 920:NEXT PP:GO
TO 1350 ELSE TB(XX)=TB(XX)-2:INP
UT"HOW MUCH MONEY ARE YOU GOING
TO SPEND";SM
1410 IF SM>GP(XX) THEN PRINT"PRO
MISES... BUT WHERE'S THE MON
EY":FOR PP=1 TO 920:NEXT PP:GOTO
1350 ELSE GP(XX)=GP(XX)-SM:PD=R
ND(50):SR=INT(SM/PD):RC(XX)=RC(X
X)+SR:PRINT"YOU BEAT THE BUSHES
AND FOUND"SR"NEW RECRUITS":FOR P
P=1 TO 920:NEXT PP:GOTO 1
1420 IF TB(XX)<1 THEN PRINT"THEY
WON'T JUST COME TO YOU, YOU MUS
T GO TO THEM.":FOR PP=1 TO 920:N
EXT PP:GOTO 1350 ELSE TB(XX)=TB(
XX)-1
1430 INPUT"HOW MUCH TO YOU WISH
TO SPEND ON MERCS";SM:IF SM>GP
(XX) THEN PRINT"MERCEANARIES ARE
PAID SOLDIERS.":FOR PP=1 TO 920:
NEXT PP:GOTO 1350 ELSE GP(XX)=GP
(XX)-SM:SR=INT(SM/100):PRINT"YOU
HIRED"SR"MERCS.":AF(XX)=AF(XX)+
SR:FOR PP=1 TO 920:NEXT P
1440 GOTO 1350
1450 CLS:PRINT"YOU HAVE"RC(XX)"R
ECRUITS.":INPUT"HOW MUCH DO YOU
WANT TO SPEND ON TRAINING";SM:IF
GP(XX)<SM THEN PRINT"TEACHERS' S
ALARIES ARE A BIT HIGHER THAN
WHAT YOU HAVE, BUT YOUR OFFER
WAS NICE.":FOR PP=1 TO 920:NEXT
PP:GOTO 1350
1460 GP(XX)=GP(XX)-SM:PD=RND(150
):SR=INT(SM/PD):IF SR>RC(XX) THE
N SR=RC(XX)
1465 PRINT"YOU TRAINED AND EQUIP
ED"SR" RECRUITS.":RC(XX)=RC(
XX)-SR:AF(XX)=AF(XX)+SR:FOR PP=1
TO 920:NEXT PP:GOTO 1350
1470 CLS:INPUT"WHICH GUILD DO YO
U WISH TO AMBUSH";AG:INPUT"
HOW MANY MEN WILL YOU SEND";SM:I
F SM>TB(XX) THEN PRINT"DON'T SEN
D MORE MEN THAN YOU HAVE":FOR
PP=1 TO 920:NEXT PP:GOTO 1350
1475 TB(XX)=TB(XX)-SM
1480 OF=GG(AG):GOSUB 2155:IF LO=

```

```

XX THEN PRINT"YOU HAVE LOST YOUR
BID TO DESTROY GUILD"AG:F
OR PP=1 TO 920:NEXT PP:GOTO 1350
1490 PRINT"YOU HAVE WON!!! CANDI
DATE"AG" IS DEAD":GS(AG)=1:FOR P
P=1 TO 920:NEXT PP:GOTO 1350
1500 CLS:INPUT"WHICH BUSINESS WI
LL YOU AMBUSH";AG:INPUT"HOW MANY
MEN WILL YOU SEND";SM:IF SM>TB(
XX) THEN PRINT"YOU HAVE TOO FEW
TROOPS LEFT.":FOR PP=1 TO 920:NE
XT PP:GOTO 1350
1505 TB(XX)=TB(XX)-SM
1510 OF=BG(AG):GOSUB 2155:IF LO=
XX THEN PRINT"BUSINESS"AG"IS STIL
L OPEN.":FOR PP=1 TO 920:NEXT PP
:GOTO 1350
1520 PRINT"YOU HAVE SUCCEEDED IN
CLOSING BUSINESS"AG.":BT(AG)
=1:PM=1:AT=AG:GOSUB 2050:FOR PP=
1 TO 920:NEXT PP:GOTO 1350
1530 IF DB+1=NP THEN FOR X=1 TO
4:IF GS(X)<>1 THEN CLS:SOUND 100
,1:PRINT"PLAYER "X" REPRESENTING
THE GUILD "GN$(X)" IS THE W
INNER":GOTO 1640
1540 CLS:PRINT"ELECTION DAY HAS
COME...WHO WILLBE THE NEXT KING"
:FOR X=1 TO NP:TV(X)=((IC(X)*2)+
(GP(X)*5)+(AL(X))+RC(X)+AF(X)*3)
1550 KK(X)=TV(X):NEXT X:PRINT"TH
E KING IS THE CANDIDATE FROM"
1560 Y=0
1570 Y=Y+1
1580 IF Y>NP THEN 1630
1590 IF TV(X)<0 THEN 1630
1600 FOR Z=1 TO NP
1610 IF KK(Y)>KK(X) THEN X=Y
1620 NEXT Z
1625 GOTO 1570
1630 PRINTGN$(X);"(GUILD"X")"
1640 I$=INKEY$:IF I$="" THEN 164
0
1650 INPUT"DO YOU WISH TO PLAY A
GAIN";X$:IF LEFT$(X$,1)="Y" THEN
RUN ELSE POKE 113,0:EXEC 40999
1660 CLS:PRINT"STATUS REPORT":PR
INT"GOLD PIECES"GP(XX):PRINT"INC
OME"IC(XX):PRINT"INCOME THIS TUR
N"TI(XX):PRINT"LAST TURN'S INCOM
E"LI(XX):PRINT"RECRUITS"RC(XX):P
RINT"TROOPS";AF(XX):PRINT"UNCOMI
TTED TROOPS"TB(XX)
1670 I$=INKEY$:IF I$="" THEN 167
0
1680 CLS:PRINT"ALLIES"AL(XX):PRI
NT"ALLY NUMBERS.":;FOR FF=1 TO 1
44:IF BS(FF)=XX AND BT(FF)<>1 TH
EN PRINTFF;:NEXT FF ELSE NEXT FF
1690 PRINT:PRINT
1700 PRINT"INVESTMENTS.":;FOR FF
=1 TO 144:IF BS(FF)=XX+4 AND BT(

```



Orders up to \$50 subtract 15% OFF

Orders over \$50 subtract 20% OFF

offer expires 4/30/88

Name, Address, City, State, Zip, Card #, Exp., Signature

Add shipping: \$3 surface in the US or \$6 for air/Canada.

This coupon must be presented or mentioned with order to receive discounts.



COMPUTERWARE

Box 668 • Encinitas, CA • 92024

(619) 436-3512

6% Calif. Sales Tax
COD Add \$5
Shipping*
TOTAL

Table with 3 columns: Item, Format, Price

GAMES

- Return of Junior's Revenge
Arcade of Donkey King Junior.
Req CoCo 3 Disk, joystick \$24.95
Nuke the Love Boat
Strategy simulation/adventure.
Req CoCo 3 Disk, mouse or joystick \$24.95
Magic of Zanth
Dragons, demons, graphics & adventure.
Req CoCo 3 Disk \$24.95
Iron Cross
World War II simulation.
Req 64K, Ext Basic, RSDOS \$24.95

PROGRAMMING TOOLS

- CoCo 3 Ramdisk & Diagnostics
512K memory diagnostics, double ramdisk, & mastercopy utility.
CoCo 3 Disk \$19.95
Color Basic Compiler
Compiles Basic code into machine language. List of commands available.
Req 32K RSDOS \$29.95
Macro Conditional Assembler
Supports 6809 mnemonics & directives, macros, conditional assembly, repeat sequences, source library files...
32K RSDOS \$34.95
64K OS-9 \$39.95
Sourcerer
Disassembler & source generator.
32K RSDOS \$29.95
64K OS-9 \$29.95

PERSONAL PRODUCTIVITY

- CoCo Cookbook
Recipe file stores title, ingredients & instructions in free-format data base.
Req 32K RSDOS \$29.95
C.E.O.
Electronic desktop organizer — appointment calendar, calculator, clock with alarm, phone directory, & file-drawer for memos.
Req 64K RSDOS \$34.95
Personal Finance System
Checkbook organizer with personal chart of accounts, budgets, & special investment & loan calculation module.
Req 32K, RSDOS, printer \$29.95
Merge 'n Mail
Name & address data base with reports, label printing, & merge feature for word processor letters. For CoCo I or II only.
Req 64K RSDOS \$29.95

OS-9 ONLY

- Textools
Utilities for text file manipulation.
Req OS-9 \$29.95
OS-9 Combo Utilities
Utilities for every advanced user!
Req OS-9 \$49.95
OS-9 Basic
Written for programmers by programmers.
Req OS-9 \$39.95
Data Master
Full featured data base system.
Req OS-9 Level 2 \$64.95
Screen Star
Screen editor implementation of WordStar edit set.
Req OS-9 \$49.95
w/Formatter \$74.95
OS-9 Text Formatter
Advanced formatter interfaces with any ASCII editor.
Req OS-9 \$34.95
w/Screen Star \$74.95

BUSINESS APPLICATIONS

(all require 64K & dual drives)

- General Ledger \$99.00
Check Ledger \$99.00
Inventory Control \$99.00
Accts Payable \$99.00
Accts Receivable \$99.00
Payroll \$125.00

MODEM SOFTWARE

- Color Connection
Comprehensive modem software supports Protocol B, XMODEM protocol, & XON/XOFF; all baud rates, expandable buffer, macros. CoCo I, II, & III included.
Req 32K RSDOS \$49.95
OS-9 Connection
Comprehensive modem software supports Protocol B, XMODEM protocol, & XON/XOFF; all baud rates, expandable buffer, macros. Level I & II included.
Req RS232 pak, OS-9 \$49.95

- Pac Attack
Popular arcade action.
16K cass \$16.95
32K RSDOS \$19.95
Bic's Head
Q-bert jumps over cubic surfaces.
16K cass \$16.95
32K RSDOS \$19.95
Mr. Dig
Dig-Dug arcade fun.
32K Cass \$16.95
32K RSDOS \$19.95
Treasure of the Aztecs
Unique graphic adventure in Mexico City.
64K cass \$19.95
64K RSDOS \$24.95
Escape: 2012
Graphics space adventure with over 35 objects & 137 rooms in 3 dimension maze of 4 levels with 2 arcade sequences.
64K cass \$19.95
64K RSDOS \$24.95
Sam Sleuth
Work as a Private Eye to solve 3 cases — different every time! Req joystick or mouse.
64K cass \$19.95
64K RSDOS \$24.95
Pro Golf
Challenging simulation includes practice on putting green & driving range. 36 holes with life-like conditions to master.
Req 32K, RSDOS, Ext Basic \$24.95
Colorbowl Football
Each team has 6 players & you control the quarterback or roving safety using joysticks. Practice alone or play against your opponent.
32K cass \$19.95
32K RSDOS \$24.95
Bio Detector
Bio feedback & Lie detector game. All hardware & software included.
Req 16K \$24.95

```

FF)<>1 THEN PRINTFF;:NEXT FF ELS
E NEXT FF
171Ø PRINT:PRINT
172Ø PRINT"HIT 1 FOR MENU OR 2 T
O END TURN."
173Ø I$=INKEY$:IF I$="" OR I$<"1
" OR I$>"2" THEN 173Ø
174Ø I=VAL(I$):ON I GOTO 7Ø,16Ø
175Ø IF DF(XX)=1 THEN 16Ø ELSE I
F ZZ<2 THEN 1835
176Ø FOR PP=1 TO NP:Z(PP)=WB(PP)
:X=Ø:NEXT PP
177Ø X=X+1
178Ø IF X>4 THEN 18ØØ
179Ø IF Z(X)<Ø THEN 177Ø
18ØØ FOR Y=1 TO 4
181Ø IF Z(Y)>Z(X) THEN X=Y
182Ø NEXT Y
183Ø WF=X
1835 FOR RR=1 TO 144:IF BS(RR)=X
X OR BS(RR)=XX+4 THEN BG(RR)=Ø:N
EXT RR ELSE NEXT RR
184Ø CLS:PRINT@268,"PLAYER"XX:PR
INT@3Ø1,"WEEK"ZZ:SOUND 1ØØ,1
185Ø I$=INKEY$:IF I$="" THEN 185
Ø
186Ø PRINT"WELCOME GUILDMASTER O
F THE GUILD"GN$(XX):IF WF=XX THE
N PRINT"THE WIZARD SENDS A NOTE
OF ALLIANCE."
187Ø FOR PP=1 TO 92Ø:NEXT PP
1875 INPUT"HOW MUCH GOLD DO YOU
WISH TO SPEND ON THE WIZARD";
WB(XX):GP(XX)=GP(XX)-WB(XX)
188Ø GP(XX)=GP(XX)+TI(XX):TI(XX)
=IC(XX):TB(XX)=AF(XX):LI(XX)=QI(
XX)
1883 RETURN
1885 TI(XX)=IC(XX):TB(XX)=AF(XX)
189Ø RETURN
19ØØ CLS:PRINT"MONEYLENDERS":FOR
Y=1 TO 6:PRINTY;:PRINTML$(Y):NE
XT Y:GOTO 2Ø1Ø
191Ø CLS:PRINT"INNS":FOR Y=1 TO
2Ø
192Ø IF Y=15 THEN I$=INKEY$:IF I
$="" THEN 192Ø
193Ø PRINTY+6;:PRINT IN$(Y):NEXT
Y:GOTO 2Ø1Ø
194Ø CLS:PRINT"CRAFTSMEN":FOR Y=
1 TO 5Ø
195Ø IF Y=15 OR Y=3Ø OR Y=45 THE
N I$=INKEY$:IF I$="" THEN 195Ø
196Ø PRINTY+26;:PRINT CM$(Y):NEX
T Y:GOTO 2Ø1Ø
197Ø CLS:PRINT"FARMERS":FOR Y=1
TO 6Ø
198Ø IF Y=15 OR Y=3Ø OR Y=45 OR
Y=55 THEN I$=INKEY$:IF I$="" THE
N 198Ø
199Ø PRINTY+76;:PRINT FM$(Y):NEX
T Y:GOTO 2Ø1Ø

```

```

2ØØØ CLS:PRINT"LIVESTOCK TRADERS
":FOR Y=1 TO 8:PRINTY+136;:PRINT
LT$(Y):NEXT Y
2Ø1Ø PRINT"(R)ETURN OR (C)ONTINU
E
2Ø2Ø I$=INKEY$:IF I$="R" THEN RE
TURN ELSE IF I$="C" THEN 2Ø3Ø EL
SE 2Ø2Ø
2Ø3Ø CLS:PRINT"1. MONEYLENDERS":
PRINT"2. INNS":PRINT"3. CRAFTSME
N":PRINT"4. FARMERS":PRINT"5. LI
VESTOCK TRADERS"
2Ø4Ø INPUT WG:IF WG<1 OR WG>5 TH
EN 2Ø3Ø ELSE ON WG GOTO 19ØØ,191
Ø,194Ø,197Ø,2ØØØ
2Ø5Ø IF BS(AT)<1 THEN 2Ø6Ø ELSE
IF BS(AT)<5 THEN 2Ø7Ø ELSE 2Ø9Ø
2Ø6Ø RETURN
2Ø7Ø QD(AT)=BS(AT):IF AT<7 THEN
RN=2ØØ ELSE IF AT<27 THEN RN=26Ø
ELSE IF AT<77 THEN RN=28 ELSE I
F AT<137 THEN RN=2Ø ELSE RN=21Ø
2Ø8Ø GOTO 21ØØ
2Ø9Ø QD(AT)=BS(AT):BS(AT)=BS(AT)
-4:IF AT<7 THEN RN=45Ø ELSE IF A
T<27 THEN RN=6ØØ ELSE IF AT<77 T
HEN RN=6Ø ELSE IF AT<137 THEN RN
=4Ø ELSE RN=42Ø
21ØØ IF PM=1 THEN 211Ø ELSE 212Ø
211Ø IC(BS(AT))=IC(BS(AT))-ZX(AT)
:AL(BS(AT))=AL(BS(AT))-1:BS(AT)
=QD(AT):RETURN
212Ø ZX(AT)=ZX(AT)+RND(RN-ZX(AT)
):IC(BS(AT))=IC(BS(AT))+ZX(AT):B
S(AT)=QD(AT):QI(BS(AT))=IC(BS(AT)
):RETURN
213Ø CLS:PRINT"DO YOU REALLY,REA
LLY WANT TO QUIT THIS AWESOME
LLY FUN GAME? (ARE YOU POSITIVE
???)"
214Ø INPUT VV$:IF VV$="Y" OR VV$
="YES" THEN END
215Ø GOTO 7Ø
2155 HA=SM:HB=OF
216Ø OA=(OF*2)+2Ø:AA=SM:PRINTAA"
ATTACKERS";" "OF"DEFENDERS"
217Ø XF=RND(1Ø):YF=RND(15):IF (X
F+OA)>(YF+AA) THEN SM=SM-INT(((X
F+OA)-(YF+AA))/2) ELSE OF=OF-INT
(((YF+AA)-(OA+XF))/2)
218Ø IF OF<Ø THEN OF=Ø:LO=AG ELS
E IF SM<Ø THEN SM=Ø:LO=XX
219Ø PRINT"ATTACKING FORCES:"SM:
PRINT"DEFENDING FORCES:"OF
22ØØ IF OF=Ø OR SM=Ø THEN HA=ABS
(SM-HA):AF(XX)=AF(XX)-HA:HB=ABS(
OF-HB):AF(AT)=AF(AT)-HB:RETURN E
LSE 216Ø
221Ø CLS:PRINT"BAD GONZO WHOPPER
ERROR. IT'S ALL YOUR FAULT!":
END

```



Help for the amateur BASIC programmer

Easy As Pie

By Raymond Lueders

Utilities 1 is a simple program to aid amateur programmers in performing certain functions from within their BASIC programs. It can also be used as a utility program to perform certain functions, such as Set Maximum Memory or Change Printer Line Width, etc.

This program is based strictly on PEEK and POKE commands. Upon execution, some of these commands will erase *all* of the memory contents. For this reason I highly recommend making a backup copy before running it. For example, Set Maximum Memory command allows you to access those addresses of memory set aside by the CoCo for graphics and, upon execution, will erase all the memory contents. Cold Start (re-boot) also erases the memory.

There are two uses for this program. First, it can be used as an aid for performing a certain function in your BASIC program. Let's say you want your program to cold start after execution and don't know what command to use. At the main menu, type the number for Cold Start and you

will see the command to use preceded with Line 100, which I used as an example. Copy down the command and place it in your program as it applies.


You can use *Utilities 1* as a utility program to perform a certain function such as Set Printer Line Width (depending on your printer type). From the main menu, enter the number for Set Printer Line Width. You are prompted to execute it. After execution, you will have set your printer's line width to that specified.

Take special care when typing in this program because typing in the wrong PEEK or POKE command may give unpredictable results. I also have included remarks and reset commands to complete the function. After executing one PEEK or POKE command, others executed may not function properly, depending on which ones were used prior to execution.

After running *Utilities 1* a couple of times, you will notice that I used many of the commands myself. One example is Printer Not Ready, which is very useful in programs that use the printer (a simple error-trapping routine, you might say). To exit *Utilities 1*, type 14.

(Questions about this program may be directed to the author at 1341 Sea Biscuit Lane, Hanover Park, IL 60103. Please enclose an SASE when writing for a reply.) □

Raymond Lueders lives in Hanover Park, Illinois, and is employed as purchasing manager with Heinz Plastic Mold Company. Raymond is 26 years old and is an active Delphi member. His username is MOONSHINE.



TANDY ADD-ONS

For Tandy 1000, SX, TX


10 Meg Hard Card



\$299.95

1000, SX, TX


20 Meg Hard Card



\$349.95

1000, SX, TX

30 Meg Hard Card



\$399.95

1000, SX, TX

Hard Drive Kits



10 Meg	\$279.95
20 Meg	\$339.95
30 Meg	\$379.95
40 Meg	\$499.95



NEW TANDY
1000, SX, TX
49 Meg Hard Card
32 MS (speed)
\$599.95

Rodime

NEW Cardinal Modems

2400 Baud 300/1200/2400
(Hayes Compatible)
Complete with software manuals
ONLY **\$149.95**



TANDY 1000

1000, SX, TX, 3000, 4000

1000, SX, TX

Cards

300/1200 Modem	\$119.95
300/1200/2400 Modem	\$149.95
Mini IO	\$79.95
2 Meg Board	\$169.95

2nd Floppy

360K	TEAC	\$119.95
720K	Mitsubishi	\$99.95
3 1/2"	Mitsubishi	\$119.95



1000, 1000A

Memory Cards

Zucker Memory
• DMA & 512K **CALL**
Zucker Multifunction
• Serial
• Real Time Clock
• 512K DMA
• Software **CALL**

Tandy 3000 & 3000HL

Hard Drive Kits

Includes Drive, Controller & Cable

20 Meg	\$399.95
30 Meg	\$599.95
40 Meg	\$699.95
80 Meg	\$999.95

Tandy Model 3, 4, 4P

Hard Drive Systems

External

Complete - ready to run

10 Meg	\$499.95
20 Meg	\$699.95



Tandy 1000,
1000SX,
3000 & 3000HL

Tape Backup

20, 30, 40 Meg Tape Backup	\$399.95
60 Meg Tape Backup Archive	\$659.95

TRUE DATA PRODUCTS

115 So Main Street
Uxbridge, MA 01569

Tel. 617-278-6555

1-800-635-0300

Hours: 9 a.m.-6 p.m., Sat. 10 a.m.-4 p.m.

Software Included

- Pc-Write word processor
- Pc-Calc Spreadsheet
- Pc-File Database
- Print Spooler
- Ram Disk
- Runs all popular software



IBM XT COMPATIBLE

Hardware Included


- 4.77 mhz and 8mhz Turbo
- 360k Floppy Disk Drive
- Monochrome or Color Card
- At style Case w/pwr light & key
- Game, Printer and Serial Port
- Real Time Clock
- 150 watt power supply
- 640k memory
- At keyboard optional expanded
- Monochrome Monitor
- Optional Hard Disk Drive

Complete
system

only **699⁹⁵**

stair PRINTERS

PRINTER CABLES AND
INTERFACES AVAILABLE
Call for current pricing



NX10 (New 120CPS NLQ 80 col.) **199⁹⁵**

NX15 (New 120CPS NLQ 132 col.) **349⁹⁵**


PANASONIC PRINTER
1080I (New 120CPS NLQ 80 col.) **179⁹⁵**

Complete Packages

1080I **229⁹⁵** NX10 **259⁹⁵**

includes:

- Panasonic 1080I Printer
- Interface
- Screen Dump Program
- Star NX10 Printer
- Interface
- Screen Dump Program



Serial to Parallel Interface for Color Computer I, II, III

- 300-19,200 BAUD rates
 - External to printer — No AC plugs
 - Built in modem/printer switch —
- No need for Y-cables or plugging/
unplugging cables
- only **54⁹⁵**
Power supply + 5.00

64K Upgrades 19⁹⁵

Video Driver 29⁹⁵

Enables your CoCo to operate with a video monitor
instead of a television!

Screen Dump Program 19⁹⁵

The best screen dump program for the Epson &
Star printers ever!! Have the option of standard
images reverse w/regular or double sized pictures.

Dealer Inquiries invited
617-278-6555



TRUE DATA PRODUCTS

9 South Main Street
Uxbridge, MA 01569
617-278-6555



Call us today! **617-278-6555**

Order Toll Free 1-800-635-0300

210169	221093
360108	242031
570179	267043
78095	2840202
1100144	3020112
127088	320059
1470201	3420235
1640207	3560202
1830115	3750155
1990252	END65

The listing: UTILITY1

```

10 *****
20 '*
30 '*          UTILITIES 1          *
40 '*
50 '*      BY:  RAYMOND LUEDERS      *
60 '*      HANOVER PK, IL          *
70 '*
80 '*
90 *****
100 '
110 '
120 '
130 '
140 '
150 '
160 GOTO230
170 A=PEEK(116)*256+PEEK(117)-10
   0:X=INT(A/256):Y=A-(X*256):FORI=
A TO A +72:READB:POKEI,B:NEXTI:P
OKE362,126:POKE363,X:POKE364,Y:C
LEAR200,A:DATA50,100,52,20,189,1
61,121,132,127,52,2,189,161,193,
142,4,254,189,167,211,182,1,83,1
29,191,38,37
180 DATA53,22,150,255,129,8,38,7
,90,39,31,48,31,32,15,129,32,37,
22,129,123,36,18,193,249,36,14,1
67,128,92,189,162,130,52,20,32,2
01,53,22,151,255,57,198,1,32,251
190 CLS:PRINT:PRINT" KEY REPEAT
NOW ACTIVATED."
200 PRINT" HOLD DOWN A KEY AND P
RESS "
210 PRINT" THE <CLEAR> KEY.":PRI
NT:
220 END
230 '
240 CLS0
250 PRINT:PRINT" ARE YOU USING A
COCO 3? (Y/N) ";;
260 COCO$=INKEY$:IF COCO$="" THE
N 260
270 IF COCO$="Y" THEN 280 ELSE 2

```

```

90
280 PALETTE12,0:PALETTE13,48:ON
BRK GOTO 280:GOTO 300
290 IF COCO$="N" THEN 300 ELSE 2
60
300 GOTO3900
310 'DEFINITIONS FOR HI-RES CHR
320 LA$="BM+1,0U4E2F2D2BL4R4D2BR
3"
330 LB$="BM+1,0U6R3F1D1G1BL3R3F1
D1G1BL3R3BR4"
340 LD$="BM+1,0BR3E1U4H1L3D6R3BR
4"
350 LE$="BM+1,0BR5BU6L5D3R3BL3D3
R5BR3"
360 LI$="BM+1,0BU6R4BL2D6BL2R4BR
3"
370 LL$="BM+1,0U6BD6R5BR3"
380 LM$="BM+1,0U6R1F2D1U1E2R1D6B
R3"
390 LN$="BM+1,0U6F5BU5D6BR3
400 LO$="BM+1,0BR3L2H1U4E1R2F1D4
G1BR4"
410 LR$="BM+1,0U6R3F1D1G1BL3R3F1
D2BR3"
420 LS$="BM+1,0BU1F1R2E1U1H1L2H1
U1E1R2F1BD5BR3"
430 LT$="BM+1,0BR6BU6L6BR3D6BR5"
440 LU$="BM+1,0BU6D5F1R3E1U5BD6B
R3"
450 LY$="BM+1,0BU6D2F2E2U2BL2BD4
D2BR5"
460 NOS(1)="BM+1,0BU4E2D6BR3"
470 NOS(9)="BM+1,0BU1F1R2E1U4H1L
2G1D1F1R3BD3BR4"
480 NOS(8)="BM+1,0BR3L2H1U1E1H1U
1E1R2F1D1G1L2BR2F1D1G1BR4"
490 NOS(6)="BM+1,0BR5BU5H1L2G1D4
F1R2E1U1H1L3BD3BR6"
500 MUS$="O4;T10;V12;A;V9;A;V6;A
;V3;A;V2;A;V1;A;"
510 'DISPLAY TITLE PAGE
520 PMODE4,1:PCLS:SCREEN1,1
530 PLAYMUS$
540 LINE(8,8)-(246,162),PSET,B
550 LINE(10,10)-(244,160),PSET,B
560 LINE(12,12)-(242,158),PSET,B
570 LINE(14,14)-(240,156),PSET,B
580 LINE(16,16)-(238,154),PSET,B
590 LINE(18,18)-(236,152),PSET,B
600 LINE(20,20)-(234,150),PSET,B
610 LINE(22,22)-(232,148),PSET,B
620 LINE(27,26)-(227,144),PSET,B
630 FOR X=1TO500:NEXT
640 DRAW"BM84,44;XLU$;XLT$;XLI$;
XLL$;XLI$;XLT$;XLI$;XLE$;XLS$;"

```



```

65Ø DRAW"BM174,44;XNO$(1);"
66Ø FORX=1TO5ØØ:NEXT
67Ø DRAW"BM118,64;XLB$;XLY$;"
68Ø FORX=1TO5ØØ:NEXT
69Ø DRAW"BM67,1Ø4;XLR$;XLA$;XLY$
;XLM$;XLO$;XLN$;XLD$;"
7ØØ DRAW"BM134,1Ø4;XLL$;XLU$;XLE
$;XLD$;XLE$;XLR$;XLS$;"
71Ø FORX=1TO5ØØ:NEXT
72Ø DRAW"BM66,1Ø4;XLR$;XLA$;XLY$
;XLM$;XLO$;XLN$;XLD$;"
73Ø FORX=1TO2ØØ:NEXT
74Ø DRAW"BM133,1Ø4;XLL$;XLU$;XLE
$;XLD$;XLE$;XLR$;XLS$;"
75Ø FORX=1TO1ØØØ:NEXT
76Ø DRAW"BM68,1Ø4;XLR$;XLA$;XLY$
;XLM$;XLO$;XLN$;XLD$;"
77Ø FORX=1TO2ØØ:NEXT
78Ø DRAW"BM135,1Ø4;XLL$;XLU$;XLE
$;XLD$;XLE$;XLR$;XLS$;"
79Ø FORX=1TO5ØØ:NEXT
8ØØ DRAW"BM11Ø,12Ø;XNO$(1);XNO$(
9);XNO$(8);XNO$(6);"
81Ø FORX=1TO5ØØ:NEXTX
82Ø Y=244:Z=16Ø
83Ø FORX=1ØTO85STEP2
84Ø LINE(X,X)-(Y,Z),PSET,B
85Ø Y=Y-2:Z=Z-2
86Ø NEXTX
87Ø FORX=1TO1ØØ:NEXT
88Ø Y=244:Z=16Ø
89Ø FORX=1ØTO85
9ØØ LINE(X,X)-(Y,Z),PSET,B
91Ø Y=Y-1:Z=Z-1
92Ø NEXTX
93Ø PLAYMUS$
94Ø GOSUB133Ø'MAIN MENU
95Ø IF MAIN$="1"THENGOSUB153Ø
96Ø IF MAIN$="2"THENGOSUB165Ø
97Ø IF MAIN$="3"THENGOSUB177Ø
98Ø IF MAIN$="4"THENGOSUB187Ø
99Ø IF MAIN$="5"THENGOSUB219Ø
1ØØØ IF MAIN$="6"THENGOSUB271Ø
1Ø1Ø IF MAIN$="7"THENGOSUB286Ø
1Ø2Ø IF MAIN$="8"THENGOSUB3Ø8Ø
1Ø3Ø IF MAIN$="9"THENGOSUB321Ø
1Ø4Ø IF MAIN$="1Ø"THENGOSUB334Ø
1Ø5Ø IF MAIN$="11"THENGOSUB345Ø
1Ø6Ø IF MAIN$="12"THENGOSUB37ØØ
1Ø7Ø IF MAIN$="13"THENGOSUB123Ø
1Ø8Ø IF MAIN$="14"THENGOSUB11ØØ
1Ø9Ø GOTO94Ø
11ØØ CLS:PRINT:PRINT" YOU MAY DI
RECT QUESTIONS TO ME"
111Ø PRINT" PLEASE SEND A SASE T
O:"PRINT""
112Ø PRINT" RAYMOND LUEDERS
113Ø PRINT" 1341 SEA BISCUIT
LN"

```

The RAINBOW

THE COLOR COMPUTER MONTHLY MAGAZINE

Back Issue Availability

For greater convenience, order RAINBOW Back Issues through the Rainbow Magazine Services area of our Delphi CoCo SIG.

BACK ISSUES STILL AVAILABLE

Have you explored the wealth of information in our past issues? From our very first, four-page issue to many with more than 300 pages of material, it's all just for CoCo users — a great way to expand your library!

A WORLD OF INFO AT A BARGAIN PRICE

All back issues sell for the single issue cover price. In addition, there is a \$3.50 charge for the first issue, plus 50 cents for each additional issue for postage and handling if sent by United Parcel Service. There is a \$5 charge for the first issue, plus a \$1 charge for each additional issue on orders sent by U.S. Mail. UPS *will not* deliver to a post office box or to another country.

MOST ISSUES STILL AVAILABLE

Issues July 1981 through June 1982 are available on white paper in a reprint form. All others are in regular magazine form. VISA, MasterCard and American Express accepted. Kentucky residents please add 5 percent state sales tax. In order to hold down costs, we do not bill, and no C.O.D. orders are accepted.

Due to heavy demand, we suggest you order the back issues you want now while supplies last.

To check availability and order, review and fill out the form on the next page and mail it with your payment to:

THE RAINBOW
The Falsoft Building
P.O. Box 385
Prospect, KY 40059

BACK ISSUE ORDER FORM

(See overleaf for instructions.)

Please send me the following back issues:

MONTH/YEAR	PRICE	MONTH/YEAR	PRICE
VOLUME 1		VOLUME 5	
JUL '81 Premier Issue	\$2.00 <input type="checkbox"/>	AUG '85 Games	\$3.95 <input type="checkbox"/>
AUG '81	\$2.00 <input type="checkbox"/>	SEP '85 Education	\$3.95 <input type="checkbox"/>
SEP '81 Education	\$2.00 <input type="checkbox"/>	OCT '85 Graphics	\$3.95 <input type="checkbox"/>
OCT '81 Printer	\$2.00 <input type="checkbox"/>	NOV '85 Data Comm.	\$3.95 <input type="checkbox"/>
NOV '81	\$2.00 <input type="checkbox"/>	JAN '86 Beginners	\$3.95 <input type="checkbox"/>
DEC '81 Holiday	\$2.00 <input type="checkbox"/>	FEB '86 Utilities	\$3.95 <input type="checkbox"/>
JAN '82	\$2.00 <input type="checkbox"/>	MAR '86 Business	\$3.95 <input type="checkbox"/>
FEB '82	\$2.00 <input type="checkbox"/>	APR '86 Home Help	\$3.95 <input type="checkbox"/>
MAR '82	\$2.50 <input type="checkbox"/>	MAY '86 Printer	\$3.95 <input type="checkbox"/>
APR '82	\$2.50 <input type="checkbox"/>	JUN '86 Music	\$3.95 <input type="checkbox"/>
JUN '82	\$2.50 <input type="checkbox"/>	JUL '86 Anniversary	\$3.95 <input type="checkbox"/>
VOLUME 2		VOLUME 6	
JUN '83 Printers	\$2.95 <input type="checkbox"/>	AUG '86 Games	\$3.95 <input type="checkbox"/>
JUL '83 Anniversary	\$2.95 <input type="checkbox"/>	SEP '86 Education	\$3.95 <input type="checkbox"/>
VOLUME 3		VOLUME 7	
AUG '83 Games	\$2.95 <input type="checkbox"/>	SEP '87 Education	\$3.95 <input type="checkbox"/>
SEP '83 Education	\$2.95 <input type="checkbox"/>	OCT '87 Graphics	\$3.95 <input type="checkbox"/>
OCT '83 Graphics	\$3.95 <input type="checkbox"/>	NOV '87 Data Comm.	\$3.95 <input type="checkbox"/>
DEC '83 Holiday	\$3.95 <input type="checkbox"/>	DEC '87 Holiday	\$3.95 <input type="checkbox"/>
MAR '84 Business	\$3.95 <input type="checkbox"/>	JAN '88 Beginners	\$3.95 <input type="checkbox"/>
APR '84 Gaming	\$3.95 <input type="checkbox"/>	FEB '88 Utilities	\$3.95 <input type="checkbox"/>
MAY '84 Printer	\$3.95 <input type="checkbox"/>	MAR '88 Business	\$3.95 <input type="checkbox"/>
JUN '84 Music	\$3.95 <input type="checkbox"/>	APR '88 Home Help	\$3.95 <input type="checkbox"/>
JUL '84 Anniversary	\$3.95 <input type="checkbox"/>		
VOLUME 4			
AUG '84 Games	\$3.95 <input type="checkbox"/>		
SEP '84 Education	\$3.95 <input type="checkbox"/>		
OCT '84 Graphics	\$3.95 <input type="checkbox"/>		
NOV '84 Data Comm.	\$3.95 <input type="checkbox"/>		
DEC '84 Holiday	\$3.95 <input type="checkbox"/>		
JAN '85 Beginners	\$3.95 <input type="checkbox"/>		
FEB '85 Utilities	\$3.95 <input type="checkbox"/>		
MAR '85 Business	\$3.95 <input type="checkbox"/>		
APR '85 Simulations	\$3.95 <input type="checkbox"/>		
MAY '85 Printer	\$3.95 <input type="checkbox"/>		
JUN '85 Music	\$3.95 <input type="checkbox"/>		
JUL '85 Anniversary	\$3.95 <input type="checkbox"/>		

RAINBOW INDEX A complete index to the first three years, July 1981 through June 1984, is printed in the July 1984 issue. Separate copies are available for \$2.50

The Fourth and Fifth Year Indexes including RAINBOW ON TAPE are in the July 1985 and July 1986 issues, respectively. The Sixth Year Index is in the July 1987 issue.

TOTAL _____
 KY RESIDENTS ADD 5% _____
 U.S. MAIL CHARGE _____
 SHIPPING & HANDLING _____
 U.P.S. CHARGE _____
TOTAL AMOUNT _____
ENCLOSED _____

Article Reprints

In instances where a given issue is now out of print and not available for purchase, we do provide photocopies of specific articles. The cost for this service is \$1.50 plus 50 cents S/H per article. This service is provided only in the case of out-of-stock issues.

Name _____

Address _____

City _____ State _____ ZIP _____

Payment Enclosed, or

Charge to my: VISA MC AE

CARD # _____

EXPIRATION DATE _____ PHONE () _____

SIGNATURE _____

TO ORDER BY PHONE (credit card orders only) call (800) 847-0309, 8 a.m. to 5 p.m. EST. All other inquiries call (502) 228-4492.

```

114Ø PRINT" HANOVER PARK IL 6
Ø1Ø3"
115Ø PRINT
116Ø PRINT" YOU CAN ALSO GET HOL
D OF ME ON"
117Ø PRINT" DELPHI."
118Ø PRINT" USERNAME 'MOONSHINE'
FROM THE"
119Ø PRINT" COCO SIG."
12ØØ PRINT" -RAY-";:
121Ø PRINT:PRINT"":PRINT" HIT AN
Y KEY."
122Ø EXEC44539:END
123Ø ' EXIT TO BASIC
124Ø CLS:PRINT@8,"COLD START POK
E"
125Ø PRINT:PRINT" CMD: 1ØØ POKEL
13,Ø:EXEC4Ø999":PRINT:PRINT" COM
MENTS: COLD-START"
126Ø PLAYMUS$
127Ø PRINT:PRINT" warning MEMORY
WILL BE ERASED":GOSUB 388Ø
128Ø IF A$="Y" THEN129ØELSERETUR
N
129Ø POKEL13,Ø:EXEC4Ø999
13ØØ RETURN
131Ø '
132Ø 'MAIN MENU
133Ø CLS:PRINT@7,"*** MAIN MENU
***"
134Ø PRINT
135Ø PRINT" (1) PRINT DIRECTORY"
136Ø PRINT" (2) PRINTER NOT READ
Y PEEK"
137Ø PRINT" (3) DISABLE THE RESE
T BUTTON"
138Ø PRINT" (4) KEY REPEAT"
139Ø PRINT" (5) SET PRINTER LINE
WIDTH"
14ØØ PRINT" (6) SET MAXIMUM MEMO
RY"
141Ø PRINT" (7) HI SPEED POKE CM
D"
142Ø PRINT" (8) ALTERNATE CMD FO
R INKEY$"
143Ø PRINT" (9) SLOW KEYBOARD RE
SPONSE"
144Ø PRINT" (1Ø) DISK OR CASSETTE
PEEK"
145Ø PRINT" (11) DISK DRIVE LIGHT
POKE"
146Ø PRINT" (12) DISABLE ALL FUNC
TIONS"
147Ø PRINT" (13) COLD-START POK
E"
148Ø PRINT"ENTER NUMBER:";:INPUT
MAIN$
149Ø IF VAL(MAIN$)<1 THEN152Ø
15ØØ IF VAL(MAIN$)>14 THEN152Ø
151Ø RETURN
  
```

The Professional Color Computer

Enhancements for Productivity from HJL Products



For peak performance with any computer, you have to get information into and out of the system as easily as possible

This is the purpose of the HJL family of professional enhancements for ALL MODELS of the Color Computer, including CoCo 3

The Self-contained ProCase-57 Keyboard - \$79.95

It's the popular HJL keyboard perfectly fitted into its own sleek, low profile case. Put your CoCo on a shelf or hang it on the side of your desk. ProCase-57 comes with 5-foot cable; installs in just a few minutes with no soldering.

The HJL-57 Keyboard Kit - \$59.95/69.95

Overwhelming favorite of serious CoCo users worldwide, the HJL-57 keyboard provides the smooth consistent feel and reliability you need for maximum speed with minimum input errors. Installs in your color computer without soldering. Just \$59.95 for Original or F-version. Kits for CoCo 2 and CoCo 3 are \$69.95.

The NumberJack Keypad - \$59.95

A self-contained numeric keypad for serious number-crunching. Besides the

numbers, it has all the cursors, symbols and math keys, including auto-shifted ADD and MULTIPLY. Includes cable and connectors for solderless installation.

The Monitor Adapter - \$25.95

This universal driver works with all monochrome monitors. Easily installed without clips, jumpers or soldering (except some CoCo 2s with soldered-in video chips). Here's crisp, flicker-free monitor output with all the reliability you've come to expect from HJL Products.

The Monitor - \$99.95

Our high-resolution amber monitor gives you the display preferred by most computer pros. Once you've used it, you'll never go back to the TV set. 12-inch CRT has etched non-glare faceplate. (Requires adapter sold above)

Quick Basic Plus - \$19.95

High-performance programming aid works with any CoCo that has 4 function keys. 26 one-touch BASIC statements, 10 user-defined macros at a time (save as many sets of macros as you like), auto line-numbering, instant screen dump to printer, and global search, make this software ideal for any BASIC programmer. Specify disk or cassette.

The SoftSwitch - \$89.95

Connect any two parallel printers to one computer; select printers manually or insert a simple printer code in the text to be printed for fully-automatic, all solid-state switching. Complete with three cables and operating instructions.

The HJL Warranty

Every HJL product comes with a full, one-year warranty and the exclusive HJL 15-day unconditional guarantee (except software).

Pick a Pair and Save 15%

Take 15% off the price of any two or more products shown here. Just mention this ad when you order.

Call Now, Toll Free

1-800-828-6968

In New York 1-800-462-4891
International calls: 716-235-8358

HJL PRODUCTS

Div. of Touchstone Technology Inc.
955 Buffalo Road • P.O. Box 24954
Rochester, New York 14624

Ordering Information: Specify model (Original, F-version, or CoCo 2 Model Number). Payment by C.O.D., check, MasterCard, or Visa. Credit card customers include complete card number and expiration date. Add \$2.00 for shipping, 3.50 to Canada; except monitors (call for shipping charges before ordering monitors). New York state residents add 7% sales tax. **Dealer Inquiries Invited**



WE'RE BRINGING THE COCO

RAINBOW'S BROADENING ITS SPECTRUM

THE RAINBOW and the Delphi Information Utility have joined together to allow CoCo owners all over the world to connect with one another!

Delphi is a full-service information utility. It offers everything from up-to-the-minute news stories from The Associated Press to electronic mail services. But, *best of all*, it now has a **special forum for Color Computer owners, and it's operated by the people who bring you THE RAINBOW each month.**

The CoCo Special Interest Group (SIG) features a variety of services, including an open forum where you can send and receive messages from Color Computer owners all over the world. It also has several databases to which you can upload your favorite programs and from which you can download programs written by other CoCo enthusiasts. Some of these databases are BASIC programming, OS-9 and home applications.

When setting up your account with Delphi, if you do not have a credit card or prefer not to use it, Delphi requires that you send \$25 to give your account a positive balance. This will be refunded after your first free hour if you choose to no longer use the system or it will be applied to future connect charges. If you do not maintain a positive balance, you will be charged \$3.50 each month for direct billing.

PEEK INTO THE RAINBOW

The CoCo SIG's conference feature allows you to meet electronically with other members of the CoCo Community. You can join conferences with notables such as Dale Puckett, Cray Augsburg, Marty Goodman, Don Hutchison, Jim Reed, Lonnie Falk and others — on a regular basis. Conference schedules will appear in THE RAINBOW each month. Be sure to check online announcements for changes and additions.

THE OTHER SIDE OF THE RAINBOW

On Delphi, you also are able to buy RAINBOW ON TAPE — order a whole set, or download an individual program immediately. You can also renew your RAINBOW subscription, make a fast and easy order for software or hardware from a multitude of vendors, or inquire about products on the CoCo SIG.

We also have a number of **programs that you can download** and use, just for the cost of the time you spend transferring them. There'll also be **corrections for RAINBOW articles**, helpful hints and many other useful features.

FREE LIFETIME MEMBERSHIP

THE RAINBOW is offering subscribers a free lifetime subscription to Delphi — a \$24.95 value — and a free hour of connect time — a \$7.20 value at either 300, 1200 or 2400 Baud — so you can sample Delphi and the RAINBOW CoCo SIG. That's right. Your subscription to THE RAINBOW entitles you to this \$32.15 value as a **free bonus!**

If you're not a RAINBOW subscriber, just enter your order when you sign on with Delphi and you'll get the same great deal! For our \$31 subscription fee, you'll get the finest Color Computer magazine ever, a free lifetime subscription to Delphi and a free hour of connect time.

SAVE EVEN MORE

Want to save even more? While you're online you can order, for only \$29.95, a deluxe package which includes the Delphi membership, the *Delphi Handbook and Command Card* (\$21.95) and a total of three hours of connect time (\$21.60).

Delphi provides us all with **Immediate CoCo Community**. Check it out today. After all, you can sample it for free!

Problems? Call Delphi:
(800) 544-4005
(617) 491-3393

DELPHI

TYPE: GROUP COCO



COMMUNITY TOGETHER

How to reach RAINBOW's Color Computer SIG . . .

There are several ways to connect to Delphi and THE RAINBOW's CoCo SIG. In most cities you will not even have to pay long distance charges; you can use special data communications networks like Telenet, Tymnet and the Canadian Datapac network.

First, set your terminal program to operate at either 300 or 1200 Baud (depending on the modem you have), and also select either 7 bits with even parity or 8 bits with no parity, and one stop bit. (If one combination doesn't work, try another.)

Decide which network you should use. There is no surcharge for Telenet or Tymnet. Canadian residents using Datapac will be charged an additional \$10.80 (U.S.) per hour.

On Telenet: Uninet network has merged with Telenet. To get the Telenet number for your area, call (800) 336-0437. After you call the local access number and make connection, press ENTER twice. When the "TERMINAL=" prompt appears, press ENTER again. When the "@" prompt appears, type C DELPHI and press ENTER.

On Tymnet: Call (800) 336-0149 to get the Tymnet number for your area. After you dial your designated number and connect, you will see either "garbage" or a message saying "please type your terminal identifier." At this point, even if the screen is garbled, simply press 'A'. When "please log in." appears, type DELPHI and press ENTER.

From Canada (on Datapac): Call Delphi Customer Service at (617) 491-3393 to get the Datapac number for your area. After you connect, press the period key (.) and ENTER (use two periods if you're using 1200 Baud). Type SET 2:1, 3:126 and press ENTER. Now type p 1 3106, DELPHI; and press ENTER. Delphi's new rates indicate an additional \$10.80 hourly surcharge for evening use of Datapac, which means a total of \$18 (U.S.) for connect time.

From other countries: Many countries have their own data networks that can connect to either Telenet or Tymnet. Check with the telephone authorities in your country for details on how to sign up for this service. When you have an account set up, you can reach Delphi with a "host code" of 3110 6170 3088 through Telenet, or 3106 90 6015 through Tymnet. (You'll have to pay the toll charges for this connection.)

Type in Your Username

If you're already a subscriber to THE RAINBOW, at the

"USERNAME:" prompt, type JOINDELPHI and press ENTER. At the "PASSWORD:" prompt, type RAINBOW. Then, at the "NUMBER:" prompt, type your individual subscription number from the mailing label of your latest issue of THE RAINBOW. (If there are one or more zeros at the beginning of this number, include them.)

If you don't already have a subscription, at the "USERNAME:" prompt, type JOINDELPHI and press ENTER. At the "PASSWORD:" prompt, type SENDRAINBOW and press ENTER. Have your MasterCard, VISA or American Express card ready, because you'll be led through a series of questions that will enable us to put your RAINBOW and Delphi subscriptions into effect. In an effort to hold down non-editorial costs, we do not bill for subscriptions.

If you make a typing error, just use Control-X and start over. Remember that at any point, when you're on Delphi, you can type HELP to get help on how to use the system. To get off the system just type BYE.

If you find that you're unable to log on to Delphi and enter the CoCo SIG after following these instructions, call us during afternoon business hours at (502) 228-4492. We'll be glad to offer assistance.

Come Visit Us! Type: GROUP COCO

After you sign in, you'll be prompted to set up your own, personal "user name" — Delphi is a friendly service, no numbers to remember — and you'll be asked a number of questions so Delphi can set up your account. You'll also be assigned a temporary password.

Delphi will tell you that your account will be ready after 6 p.m. the same day if you sign up before noon (Eastern time zone.) If not, your account will be ready at 6 p.m. the next day. Once an account is verified and opened, *each RAINBOW subscriber will be credited with an hour of free time!*

When you log back in, use your chosen username and your temporary password to access the system. At that point, you will meet Max, who will help you configure things and will change your temporary password into your own *personal* password. This is the password you will use for subsequent sessions — or until you change it.

After Max bids you goodbye, you'll wind up at the Delphi Main Menu; type in GROUP COCO and **join us on the CoCo SIG!**

```

152Ø PLAYMUS$:RETURN
153Ø '
154Ø ' PRINT DIRECTORY
155Ø CLS:PRINT@8,"PRINT DIRECTOR
Y"
156Ø PRINT:PRINT" CMD: 1ØØ POKE
111,254:DIR"
157Ø PRINT:PRINT" COMMENTS: DISK
BASIC ONLY"
158Ø GOSUB388Ø
159Ø IF A$="Y"THEN16ØØELSEReturn
16ØØ PRINT:PRINT" PLEASE WAIT":F
ORX=1TO3ØØØ:NEXT:IF(PEEK(65314)A
ND1)=1 THEN GOTO 161Ø ELSE GOTO
164Ø
161Ø PLAYMUS$:PRINT:PRINT" PRINT
ER NOT READY"
162Ø GOTO158Ø
163Ø IF A$="Y" THEN158ØELSERetur
N
164Ø DIR:POKE111,254:DIR:PRINT:R
ETURN
165Ø '
166Ø ' PRINTER NOT READY PEEK
167Ø CLS:PRINT@6,"PRINTER NOT RE
ADY PEEK"
168Ø PRINT:PRINT" CMD: 1ØØ IF (P
EEK(65314)AND1)=1";:
169Ø PRINT" THEN GOTO..
."
17ØØ PRINT:PRINT" COMMENTS: IF L
INE 1ØØ RETURNS 1"
171Ø PRINT" PRINTER IS
NOT READY"
172Ø GOSUB388Ø
173Ø IF A$="Y"THEN174ØELSEReturn
174Ø PRINT:PRINT" PLEASE WAIT":F
ORX=1TO3ØØØ:NEXT:IF (PEEK(65314)
AND1)=1 THEN GOTO175Ø ELSE GOTO1
76Ø
175Ø PLAYMUS$:PRINT:PRINT" PRINT
ER NOT READY":GOTO 172Ø
176Ø PRINT:PRINT" PRINTER READY"
:GOTO 172Ø
177Ø '
178Ø ' PRINTER SCREEN MODE
179Ø CLS:PRINT@4,"DISABLE THE RE
SET BUTTON"
18ØØ PRINT:PRINT" CMD: 1ØØ POKE1
13,Ø"
181Ø PRINT:PRINT" COMMENTS: RESE
T COMMAND"
182Ø PRINT:PRINT" CMD: 1ØØ POKE1
13,85"
183Ø PRINT:PRINT" COLDSTARTS WHE
N RESET IS PUSHED"
184Ø GOSUB388Ø
185Ø IF A$="Y"THEN186ØELSEReturn
186Ø POKE113,Ø:RETURN
187Ø '
188Ø 'KEY REPEAT
189Ø CLS:PRINT@11,"KEY REPEAT"
19ØØ PRINT:PRINT" CMD 1ØØ A=PEEK
(116)*256+PEEK(1"
191Ø PRINT" 17)-1ØØ:X=IN
T(A/256):Y"
192Ø PRINT" =A-(X*256):F
ORI=A TO A"
193Ø PRINT" +72:READB:PO
KEI,B:NEXT"
194Ø PRINT" I:POKE362,12
6:POKE363,"
195Ø PRINT" X:POKE364,Y:
CLEAR2ØØ,A"
196Ø PRINT" :DATA5Ø,1ØØ,
52,2Ø,189,"
197Ø PRINT" 161,121,132,
127,52,2,1"
198Ø PRINT" 89,161,193,1
42,4,254,1"
199Ø PRINT" 89,167,211,1
82,1,83,12"
2ØØØ PRINT" 9,191,38,37"
2Ø1Ø PRINT
2Ø2Ø PRINT" MORE. HIT ANY KEY";:
2Ø3Ø A$=INKEY$:IF A$=""THEN2Ø3Ø
2Ø4Ø CLS:PRINT"":PRINT" CMD 11Ø
DATA53,22,15Ø,255,129,"
2Ø5Ø PRINT" 8,38,7,9Ø,39
,31,48,31,"
2Ø6Ø PRINT" 48,31,32,15,
129,32,37,"
2Ø7Ø PRINT" 22,129,123,3
6,18,193,2"
2Ø8Ø PRINT" 49,36,14,167
,128,92,18"
2Ø9Ø PRINT" 9,162,13Ø,52
,2Ø,32,2Ø1"
21ØØ PRINT" ,53,22,151,2
55,57,198,"
211Ø PRINT" 1,32,251"
212Ø PRINT:PRINT" COMMENTS: USE
<CLEAR> KEY TO"
213Ø PRINT" REPEAT THE
KEY."
214Ø GOSUB 388Ø
215Ø IF A$="Y"THEN216ØELSEReturn
216Ø GOTO17Ø
217Ø '
218Ø CLS:PRINT:PRINT" KEY REPEAT
IN EFFECT.":END
219Ø '
22ØØ 'PRINTER LINE WIDTH
221Ø CLS:PRINT@5,"SET PRINTER LI
NE WIDTH"
222Ø PRINT:PRINT" (1) 16 CPL"
223Ø PRINT" (2) 32 CPL"
224Ø PRINT" (3) 64 CPL"

```

```

2250 PRINT" (4) 132 CPL (DEFAULT
)"
2260 PRINT" (5) 255 CPL"
2270 PRINT" (6) EXIT TO MAIN MEN
U"
2280 PRINT:PRINT" ENTER NUMBER:"
:PRINT:PRINT" ALL MAY not BE COM
PATIBLE,":PRINT" CONSULT YOUR PR
INTER MANUAL";:
2290 A$=INKEY$:IF A$="" THEN2290
2300 IF VAL(A$)<1 THEN2330
2310 IF VAL(A$)>6 THEN2330
2320 GOTO2340
2330 PLAYMUS$:GOTO2190
2340 IF A$="1" THENGOSUB2410
2350 IF A$="2" THENGOSUB2470
2360 IF A$="3" THENGOSUB2530
2370 IF A$="4" THENGOSUB2590
2380 IF A$="5" THENGOSUB2650
2390 IF A$="6" THEN RETURN
2400 RETURN
2410 '16 CPL
2420 CLS:PRINT@5,"16 CHARACTERS
PER LINE"
2430 PRINT"":PRINT" CMD: 100 POK
E155,16"
2440 GOSUB3880
2450 IF A$="Y"THEN2460ELSERETURN
2460 POKE155,16:RETURN
2470 '32 CPL
2480 CLS:PRINT@5,"32 CHARACTERS
PER LINE"
2490 PRINT:PRINT" CMD: 100 POK
E155,32"
2500 GOSUB3880
2510 IF A$="Y"THEN2520ELSERETURN
2520 POKE155,32:RETURN
2530 '64 CPL
2540 CLS:PRINT@5,"64 CHARACTERS
PER LINE"
2550 PRINT:PRINT" CMD: 100 POK
E155,64"
2560 GOSUB3880
2570 IF A$="Y"THEN2580ELSERETURN
2580 POKE155,64:RETURN
2590 '132 CPL
2600 CLS:PRINT@4,"132 CHARACTERS
PER LINE"
2610 PRINT:PRINT" CMD: 100 POK
E155,132"
2620 GOSUB3880
2630 IF A$="Y"THEN2640ELSERETURN
2640 POKE155,132:RETURN
2650 '255 CPL
2660 CLS:PRINT@4,"255 CHARACTERS
PER LINE"
2670 PRINT:PRINT" CMD: 100 POK
E155,255"
2680 GOSUB3880

```

```

2690 IF A$="Y"THEN2700ELSERETURN
2700 POKE155,255:RETURN
2710 '
2720 'SET MAX MEMORY
2730 CLS:PRINT@7,"SET MAXIMUN ME
MORY"
2740 PRINT:PRINT" CMD: 100 POK
E25,6:POKE26,1:"
2750 PRINT" POKE1536,0:
NEW"
2760 PRINT:PRINT" USE BELOW POK
E
FOR DISK SYSTEMS"
2770 PRINT" CMD: 100 POK
E25,14:P
OKE26,1:"
2780 PRINT" POKE3584,0:
NEW
2790 PLAYMUS$:PRINT:PRINT" warni
ng WILL ERASE MEMORY!!!"
2800 PRINT" DOES NOT ALLOW USE O
F GRAPHICS"
2810 GOSUB3880
2820 IF A$="Y"THEN2830ELSERETURN
2830 IF PEEK(188)=14 THEN 2850
2840 CLS:PRINT:PRINT" CASS.SYSTE
M POK
E CMD EXECUTED!":FORX=1TO20
00:NEXT:POKE25,6:POKE26,1:POKE15
36,0:NEW
2850 CLS:PRINT:PRINT" DISK SYSTE

```

VIP™ Library

EXIT

The VIP Integrated Library combines all six popular VIP application programs - VIP Writer**, Speller, Calc, Database, Terminal and Disk-Zap - into one program on one disk. The program is called VIP Desktop. From the desktop you have instant access to word processing with a spelling checker always in attendance, data management with mail-merge, spreadsheet financial analysis, telecommunications and disk maintenance. Just move the hand to the volume on the bookshelf and the application is there. 64K req'd.

VIP Integrated Library DISK \$149.95

** CoCo 3 owners: Purchase the VIP Integrated Library /WE (Writer Enhanced) which has VIP Writer III in place of VIP Writer. \$159.95 Previous VIP Library owners upgrade to the VIP Library /WE for \$49.95 + \$3 shipping. Send \$52.95 and original VIP Library disk.

SD Enterprises POB.1233. Gresham, Or. 97030 503 663-2865
Please add \$3.00 for shipping. COD orders add an additional \$2.25. Personal checks allow 3 weeks for delivery. All other orders shipped the same day.

```

M POKE CMD EXECUTED!":FORX=1TO2Ø
ØØ:NEXT:POKE25,14:POKE26,1:POKE3
584,Ø:NEW
286Ø '
287Ø 'SET HI-SPEED POKE
288Ø CLS:PRINT@9,"HI-SPEED POKE"
289Ø IF COCO$="Y"THEN293Ø
29ØØ PRINT:PRINT" CMD: 1ØØ POKE6
5495,Ø"
291Ø PRINT:PRINT" RESET POKE FOR
ABOVE:"
292Ø PRINT:PRINT" CMD: 1ØØ POKE6
5494,Ø":GOTO296Ø
293Ø PRINT:PRINT" CMD: 1ØØ POKE&
HFFD9,Ø"
294Ø PRINT:PRINT" RESET POKE FOR
ABOVE:"
295Ø PRINT:PRINT" CMD: 1ØØ POKE&
HFFD8,Ø":GOTO296Ø
296Ø PRINT:PRINT" COMMENTS: DOUB
LES RUNNING SPEED"
297Ø PLAYMUS$
298Ø PRINT" warning USING HI-SPE
ED HEATS"
299Ø IF COCO$="Y"THEN3ØØØ:ELSE3Ø
1Ø
3ØØØ PRINT" UP CHIPS.":GOTO3Ø3Ø
3Ø1Ø PRINT" UP CHIPS, ALSO WILL
NOT WORK"
3Ø2Ø PRINT" ON DISK OR CASSETTE
I/O"
3Ø3Ø GOSUB388Ø
3Ø4Ø IF A$="Y"THEN3Ø5ØELSEReturn
3Ø5Ø IF COCO$="Y"THEN3Ø6Ø ELSE 3
Ø7Ø
3Ø6Ø POKE&HFFD9,Ø:RETURN
3Ø7Ø POKE65495,Ø:RETURN
3Ø8Ø '
3Ø9Ø 'ALTERNATE CMD FOR INKEY$
31ØØ CLS:PRINT@3,"ALTERNATE CMD
FOR 'INKEY$"
311Ø PRINT:PRINT" CMD: 1ØØ EXEC4
4539"
312Ø PRINT:PRINT" COMMENTS: HELP
FUL WHEN MAXIMUM"
313Ø PRINT" MEMORY IS
NEEDED"
314Ø GOSUB388Ø
315Ø IF A$="Y"THEN316ØELSEReturn
316Ø CLS:PRINT:PRINT" 1Ø PRINT "
;:PRINT CHR$(34);:PRINT"HIT ANY
KEY."::PRINT CHR$(34)
317Ø PRINT" 2Ø EXEC44539"
318Ø PRINT:PRINT" RUN"
319Ø PRINT:PRINT" HIT ANY KEY."
32ØØ EXEC44539:RETURN
321Ø '
322Ø 'SLOW KEYBOARD RESPONSE
323Ø CLS:PRINT@4,"SLOW KEYBOARD

```

```

RESPONSE"
324Ø PRINT:PRINT" CMD: 1ØØ POKE2
83,X"
325Ø PRINT:PRINT" X=5 TO 255, 5
IS THE FASTEST"
326Ø PRINT:PRINT" RESET CMD FOR
ABOVE:"
327Ø PRINT:PRINT" CMD: 1ØØ POKE2
83,4"
328Ø GOSUB388Ø
329Ø IF A$="Y"THEN33ØØELSEReturn
33ØØ PRINT:PRINT" ENTER X (5-255
) RECOMMEND 4Ø ":PRINT" 4 TO
RESET";:INPUT X
331Ø IF X<4 OR X>255 THEN 332Ø E
LSE 333Ø
332Ø PLAYMUS$:GOTO33ØØ
333Ø POKE283,X:RETURN
334Ø '
335Ø 'DISK OR CASS PEEK
336Ø CLS:PRINT@5,"DISK OR CASSET
TE PEEK"
337Ø PRINT:PRINT" CMD: 1ØØ IF PE
EK(188)=14 THEN "
338Ø PRINT:PRINT" IF LINE 1ØØ RE
TURNS 14 = DISK"
339Ø PRINT" IF LINE 1ØØ RETURNS
Ø6 = CASS"
34ØØ GOSUB388Ø
341Ø IF A$="Y"THEN342ØELSEReturn
342Ø IF PEEK(188)=14 THEN GOTO34
3Ø ELSE GOTO344Ø
343Ø PRINT:PRINT" 14, YOU ARE USI
NG A DISK SYSTEM":FOR X=1 TO 4ØØ
Ø:NEXT:RETURN
344Ø PRINT:PRINT" 6, YOU ARE USI
NG A CASSETTE":FOR X=1TO4ØØØ:NEX
T:RETURN
345Ø '
346Ø 'DISK/DRIVE LIGHT
347Ø CLS:PRINT@6,"DISK/DRIVE LIG
HT POKE"
348Ø PRINT:PRINT" CMD: 1ØØ POKE6
5344,X
349Ø PRINT
35ØØ PRINT" IF X=1 THEN IT USES
DRIVE Ø"
351Ø PRINT" IF X=2 THEN IT USES
DRIVE 1"
352Ø PRINT" IF X=4 THEN IT USES
DRIVE 2"
353Ø PRINT" IF X=64 THEN IT USES
DRIVE 3"
354Ø PRINT" IF X=Ø RESETS ABOVE
CMD'S"
355Ø PRINT:PRINT" TURNS ON LIGHT
, DOES NOT "
356Ø PRINT" EFFECT DISK/DRIVE MO
TOR"

```



```


357Ø GOSUB388Ø
358Ø IF A$="Y"THEN359ØELSERETURN
359Ø IF PEEK(188)=6 THEN 361Ø
36ØØ GOTO363Ø
361Ø PRINT" YOU HAVE A CASSETTE,
TRY #1Ø"
362Ø PRINT" FROM MAIN MENU.":FOR
X=1TO4ØØØ:NEXT:RETURN
363Ø CLS:PLAYMUS$:PRINT:PRINT" W
ATCH LIGHT ON DRIVE #Ø":FOR X=1T
O4ØØØ:NEXT
364Ø POKE65344,1:FOR X=1TO3ØØØ:N
EXT
365Ø POKE65344,Ø:FOR X=1TO1ØØØ:N
EXT
366Ø FOR X=1TO1Ø
367Ø POKE65344,1:FOR Y=1TO15Ø:NE
XTY
368Ø POKE65344,Ø:FOR Y=1TO1ØØ:NE
XTY:NEXT X
369Ø PLAYMUS$:RETURN
37ØØ '
371Ø 'DISABLE ALL FUNCTIONS
372Ø CLS:PRINT@6,"DISABLE ALL FU
NCTIONS"
373Ø PRINT:PRINT" CMD: 1ØØ POKE3
Ø1,129:POKE3Ø2,"
374Ø PRINT" 119"


```

```

375Ø PRINT:PRINT" USE CMD BELOW
TO RESET"
376Ø PRINT:PRINT" CMD: 1ØØ POKE3
Ø1,129:POKE3Ø2,6Ø"
377Ø PLAYMUS$:PRINT:PRINT" warni
ng SAVE PROGRAM BEFORE "
378Ø PRINT" EXECUTING THIS COMMA
ND."
379Ø PRINT" OR COPY DOWN THE RES
ET CMD."
38ØØ GOSUB388Ø
381Ø IF A$="Y"THEN382ØELSERETURN
382Ø CLS:PRINT:PRINT" ALL FUNCTI
ONS DISABLED"
383Ø POKE3Ø1,129:POKE3Ø2,119
384Ø PRINT:PRINT" TRY IT. TYPE '
LIST', AND VIEW"
385Ø PRINT" THE PROGRAM IN MEMOR
Y, THEN"
386Ø PRINT" TRY AND 'RUN' IT, OR
'SAVE' IT"
387Ø END
388Ø A$="":PRINT:PRINT" EXECUTE?
(Y/N, <ENTER> = N)":;
389Ø A$=INKEY$:IF A$="" THEN 389
Ø ELSE RETURN
39ØØ PMODE4,1:PCLS:SCREEN1,1
391Ø GOTO31Ø

```





Leonardo's Pencil

For
Your
CoCo
1, 2, & 3

(Reviewed in Oct. 87 RAINBOW) Makes programming sensation-looking graphics as easy as moving a joystick! Converts precision drawings into "DRAW" commands which can be stand-alone BASIC programs or merged into other programs. Also includes "DEMO" and "PAINT" programs. Requires a spring-centered joystick or touch-pad. 32k ECB **tape or disk \$14.95**

? ENIGMA?

Transform your computer into an ultra-secret code machine capable of enciphering and deciphering in over 12 million virtually unbreakable codes! (not simple substitution codes). Print hard copy or store & retrieve coded data on tape or disk. Only the person who has the password can read it! 32k ECB **tape or disk \$12.95**

New! *EZ Writer*

Just answer the prompts & type your message; "EZ WRITER" will put it into perfect letter form and send it to your DMP or DWP. Professional-quality, single-page letters every time! Do one letter or multiple copies for "personalized" mailings. Saves letters and mailing lists. Even does labels. Menu-driven. Undoubtedly the EZ-est letter writing system available! Free sample on request! 32k ECB **tape or disk \$19.95**

EZ MATH PACKAGE

FOUR superior educational "games": "RACEWAY", "GO TO THE TOP" (multiplication tables drill), "WORD PROBLEMS", & "PYRAMID". Covers addition, subtraction, multiplication, & division. Different levels of difficulty. Exciting graphics & sounds. EZ and fun! 32k ECB **tape or disk \$19.95**

KEYBOARD COMMANDER **New!**

Probably the most exciting typing tutor available for your CoCo. You are the commander of a space ship & it's your job to shoot down alien letters & words as they speed toward you & attack your spaceship. Exciting Hi-Res action! 32k ECB **tape or disk \$24.95**

E.Z. FRIENDLY SOFTWARE

HUTTON & ORCHARD STS. • RHINECLIFF, NY 12574 • (914) 876-3935
(Add \$1.50 s/h to all orders. NY residents add state sales tax.)

NEW FROM K-SOFT

FROGDAY AFTERNOON

It ain't easy being a Frogman, and somebody's gotta keep the subs and torpedos and squids off his back. That's you!

You won't want to quit!

8 Levels - Disk only
Not Protected - Coco 3 only

ZANDAR

(See Feb. and March Rainbow)

\$24.95 each
Spring Special
Save \$15 - Both for \$34.90

WA State residents add 7.5% sales tax
Overseas send U.S. Money Order

Check - Money Order - C.O.D.
Phone (509) 884-0338

K-Soft
300 13th N.E.
E. Wenatchee, WA 98802

NEW FROM K-SOFT

SPRING 1988
SPRING 1988



Keeping track of your finances is very important in this day and age, and your Color Computer can help. I have seen several programs for home budgeting lately, but have not seen any that suited my particular needs. So, I went ahead and created my own. There were four things in particular I wanted to accomplish:

- 1) keep track of my income and expenses while staying balanced against my checking and savings account
- 2) calculate my income and expenses by account (or category), and project a budget from these accounts
- 3) keep an orderly record for filing an itemized 1040 income tax return (with check numbers or other information for proof of deductibility)
- 4) have provision for easy addition, deletion or correction of entries

To accomplish these requirements, I wrote two programs. The first program, *Home Financial Analyst*, keeps track of my income and expenses for a single month. The second program, *Yearly Report*, totals the monthly files together and gives a year-end (or part of the year) report and projects a monthly budget (adjusted for inflation, if you want). It also has an option to print out a form for planning your next month's budget. This is what budgeting is all about — being able to see how you have spent your money in the past and using this information to plan how you are going to use your money in the future.

Running Home Financial Analyst

Upon running Listing 1, BUDGET, you are asked to enter the month and year you will be working on (use numbers, not letters). After that, you just need to select a number off the screen to go to the function you want, as the program is menu-driven.

But there is one thing you must do at the beginning of each month — enter

Dan Piersma has an associate's degree in electronics and is currently employed as an electronic technician at a hospital in Evansville, Indiana. His wife, Michelle, is a registered nurse.

Get help at tax time by organizing your income, expenses and banking accounts

The Home Financial Analyst

By Daniel Piersma

your cash balance (total of checking, savings, etc.) in Account 100 as your first entry. After that, do not use Account 100 for the rest of the month. I have set up the account numbers so that accounts 100 through 140 are income accounts, accounts 200 through 283 are non-taxable expenses, and accounts 300

through 340 are tax-deductible expenses. The list of account numbers can be found by using the file maintenance option on the screen.

This program runs like a database program, which means each transaction you enter is filed in memory with a file number attached to it. Each file will

BUDGET PLANNING FORM			
BUDGET PLAN FOR .../.../...		BUDGET PLAN FOR .../.../...	
100	CASH BALANCE	100	CASH BALANCE
110	EARNED INCOME	110	EARNED INCOME
120	INTEREST INCOME	120	INTEREST INCOME
130	MISC. TAXABLE INCOME	130	MISC. TAXABLE INCOME
140	NON-TAXABLE INCOME	140	NON-TAXABLE INCOME

200	FEDERAL WITHOLDING	200	FEDERAL WITHOLDING
201	FICA	201	FICA
202	STATE WITHOLDING	202	STATE WITHOLDING
203	LOCAL WITHOLDING	203	LOCAL WITHOLDING
210	GROCERY EXPENSE	210	GROCERY EXPENSE
220	WATER	220	WATER
230	MORTGAGE	230	MORTGAGE
240	GAS & ELECTRIC	240	GAS & ELECTRIC
250	TELEPHONE	250	TELEPHONE
260	CAR EXPENSE	260	CAR EXPENSE
270	INSURANCE	270	INSURANCE
280	HOUSE REPAIRS	280	HOUSE REPAIRS
281	ANNUITY	281	ANNUITY
282	MISC. EXPENSE	282	MISC. EXPENSE
283	LOAN PAYMENTS	283	LOAN PAYMENTS
300	MEDICAL EXPENSE	300	MEDICAL EXPENSE
310	CONTRIBUTIONS	310	CONTRIBUTIONS
320	INTEREST PAID	320	INTEREST PAID
330	TAXES PAID	330	TAXES PAID
340	MISC. (TAX DED.)	340	MISC. (TAX DED.)

have five pieces of information in it: date, account number, amount, check number (or savings account) and any comments you may want to enter. By setting up the information by files, you can easily recall it from memory for editing or deletion. This also makes it possible to have a search function, which lets you search for dates, individual accounts, amount spent, or a check number.

The monthly program will generate three reports, which can be printed either to a printer or to the computer screen:

- 1) a report of each account number
- 2) a report of all account total dollar amounts, with a grand total matched against your checking and savings accounts
- 3) a report of each data file in numerical order (to aid in error detection and correction)

The program will save your files to, and load them from, disk upon selection from the menu. Use care when saving a file. The disk file titles are set up by the date you are working with; if you work on a month that already has a disk file created, trying to save new information may erase the old file. Also, if you load a file from disk or break the program and start over, all the files that were in the computer's memory will be gone. You will have to start from scratch if you haven't saved your information to disk.

One other thing I do is designate my checks for separate accounts. For example, I write one check for my mortgage, putting the interest in Account 320 and the principal in Account 230. This way, the interest is under a tax-deductible account, but both can still be referenced by the proper check.

Running Yearly Report

The report program is very simple to run and assumes you have your data files loaded in Drive 0 when you start. Just load and run Listing 2, REPORT. Enter the starting and ending dates. The program will ask if you want a budget planning form, which is a printout to be used to plan your budget. You are then asked for a cost of living factor, which will be used to print out a projected budget.

The budget figures are calculated by taking the total value for each account and dividing it by the number of months. Then it is multiplied by your cost of living factor and a report is

JUL-1987 TO SEP-1987		
ACCOUNT NUMBER	CREDIT	DEBIT
100	CASH BALANCE	\$ 2500.00
110	EARNED INCOME	\$ 3336.72
120	INTEREST INCOME	\$ 9.75
130	MISC. TAXABLE INCOME	\$ 0.00
140	NON-TAXABLE INCOME	\$ 150.00
200	FEDERAL WITHOLDING	\$ 281.28
201	FICA	\$ 183.96
202	STATE WITHOLDING	\$ 20.70
203	LOCAL WITHOLDING	\$ 6.24
210	GROCERY EXPENSE	\$ 187.65
220	WATER	\$ 39.75
230	MORTGAGE	\$ 165.00
240	GAS & ELECTRIC	\$ 167.70
250	TELEPHONE	\$ 74.55
260	CAR EXPENSE	\$ 165.30
270	INSURANCE	\$ 27.00
280	HOUSE REPAIRS	\$ 0.00
281	ANNUITY	\$ 150.00
282	MISC. EXPENSE	\$ 29.85
283	LOAN PAYMENTS	\$ 45.00
300	MEDICAL EXPENSE	\$ 64.50
310	CONTRIBUTIONS	\$ 90.00
320	INTEREST PAID	\$ 340.10
330	TAXES PAID	\$ 137.70
340	MISC. (TAX DED.)	\$ 0.00
	BEGINNING BALANCE & INCOME	\$ 5996.47
	TOTAL EXPENSE	\$ 2176.28
	END OF YEAR BALANCE	\$ 3820.19
	CHECKBOOK BALANCE	\$ 1410.07
	SAVINGS BALANCE	\$ 2410.12
	CASH BALANCE ON HAND	\$ 3820.19

****STATEMENT BALANCES****

generated. The report program will take quite a bit of time to load and calculate all your transactions.

Variables and Strings

The program listings have remark statements that will help you follow the program operation. Listed below are most of the strings and variables and what they are used for in the program:

Expression	Function
A\$(C) - E\$(C)	Data fields
BA\$ - BF\$	Data field descriptions
M\$, AD\$	Month and account descriptions
AN\$	Account numbers
MM, MM\$, YY, YY\$	Creates dates
TITLE\$	Used in reports and disk files
H	Used for naming disk data files
W	H=0 print to screen/ H=1 print to printer
U, I, D, CB	Width of data fields
CH, SA, BA	Used in calculating income, expense and balance
	Checkbook and savings balances and total

Here are a few program tips you might find helpful. Line 14 sets the printer speed at 1200 baud, and there are several places where a CHR\$(12) is

used to form feed reports. You may need to modify these to get the program to run with your printer. To change account descriptions, just change the DATA statements at the end of the program. To add or delete accounts, you must change the numbers for AD\$ and AN\$ in Line 10, change all values of Y used in the program, and add or delete DATA statements at the end of the program. Remember to change both program listings when you do this.

If you want to change the width of your data fields, you can change the value of W in Line 14 of BUDGET. You may need to change the tabs in the printer routines if you do this, though. If you need to expand the number of transactions per month, just change the numbers for A\$ through E\$ in Line 10 and clear 50 bytes of memory for as many files as you increase — and remember to do this to both programs.

I hope you find this program useful in helping save money on taxes and managing your money better. I think the next project will be to modify this program to keep a running balance of my checking and savings accounts. That's what a computer is for, to do our work for us. Right?

(Questions or comments regarding this program may be directed to the author at 1414 Thompson Ave., Evansville, IN 47715. Please enclose an SASE when writing for a reply.) □



Tandy Computers:
Because there is
no better value.TM

Tandy[®] Color Computer 3 Disk System

Superb graphics and uncompromising performance at an incredible price.

Here's a powerful, low-cost system that does it all. The Color Computer 3 (26-3334, \$199.95) is a computer you can put to work right away for word processing, creating graphs and illustrations, spreadsheet analysis, budgeting—even writing your own programs! And it's expandable, too.

Disk drive power and flexibility

Get the most out of your Color Computer with the Color Computer Disk Drive (26-3133,



\$299.95). With this easy-to-connect drive, you can write your own sophisticated disk applications or utilize ready-to-run software on popular 5¹/₄" diskettes. We offer a wide selection of software—the number of applications is almost limitless.

DeskMate 3TM seven-in-one software

Best of all, we've got a low-priced software package that may be all you ever need: DeskMate 3 (26-3262, \$99.95). It's easy to use because there are no complicated commands to memorize, and the program itself actually guides you along with prompts at each step.

DeskMate 3 is an integrated program including *Text* word processing, a general-purpose text-entry and editing program. *Text* performs search and replace, file merge, and block select, copy and delete. *Ledger* is a simple spreadsheet which includes an easy-to-use menu and automatic column formatting. *Index Cards* filing comes in handy as a personal filing system—it actually eliminates mounds of paperwork and records. *Index Cards* also allows you to enter and edit data and perform sorts and searches. Using *Paint*, you can create colorful charts, graphs and designs. *Calendar* is a simple monthly planner that allows you to list "to do's" for any date. *Calculator* has four functions for quick and easy calculations. With the included *Telecom* telecommunications program, you can access national information banks or send messages to other computers.

See what you've been missing
The Color Computer 3 offers better graphics than any previous



Color Computer. Simply connect the Color Computer 3 to the CM-8 high-resolution monitor (26-3215, \$299.95), and you can create incredibly detailed charts and graphs, make engineering drawings in vivid colors, or form simple sketches. Choose 160 × 192 or 320 × 192-resolution with 16 colors, or display 640 × 192 graphics and 4 colors. Extended BASIC language commands let you alternate screens, colors and backgrounds at a higher resolution, and you can choose from a palette of 64 colors.

Come in today!

Stop by your local Radio Shack and get the power of a full, disk-based system. The Color Computer 3 delivers professional performance—for less.

Radio Shack[®]
The Technology StoreTM

A DIVISION OF TANDY CORPORATION

Price apply at Radio Shack Computer Centers and participating stores and dealers. DeskMate 3 telecommunications require modem.

3058	298178
58222	33837
11040	36839
14091	400117
184181	442193
224225	END216
266148		

Listing 1: BUDGET

```

2 '*HOME FINANCIAL ANALYST*
4 '* 4/85 BY DAN PIERSMA *
5 '* 32K-ECB & 1 DISK *
6 GOTO448
8 'DIMENSION DATAFILES & DESCRIP
TIONS
10 CLEAR5500:DIMA$(100),B$(100),
C$(100),D$(100),E$(100),M$(12),A
D$(25),AN$(25)
12 'SET BAUD 1200 & DEFINE NONVA
RIABLE STRINGS
14 W=8:POKE150,41:V$=" "+STRING$
(30,"*"):U$=STRING$(72,"-"):W$=C
HR$(32):BA$=" DAY (DD) ":BB$=" A
CCOUNT# ":BC$=" AMOUNT ":BD$="
CHECK # ":BE$=" COMMENTS ":BF$
="REC #"
16 'ENTER DATE
18 CLS:PRINT@9,"BUDGET MANAGER":
PRINT"ENTER MONTH AND YEAR THAT
YOU WILL BE ENTERING DATA ON.
":INPUT"MONTH (MM) ";MM:INPUT"Y
EAR (YYYY) ";YY$
20 IFMM<10RMM>12THEN18
22 YY=VAL(YY$):IFY<1984ORY>198
8THEN18
24 'READ DESCRIPTIONS
26 FORM=1TO12:READM$(M):NEXT:FOR
AD=1TO25:READAD$(AD):NEXT
28 'CREATE DISK FILE TITLE
30 MM$=M$(MM):TITLE$=MM$+"-"+YY$
32 L=LEN(TITLE$)/2:Z=207-L
34 'CREATE MAIN MENU
36 H=0:CLS:PRINT@9,"BUDGET MANAG
ER":PRINT" SELECT A NUMBER
1-5"
38 PRINT@128,V$:PRINT" 1> FILE M
AINTENANCE":PRINT" 2> SEARCH FIL
E":PRINT" 3> GENERATE REPORTS":P
RINT" 4> SAVE FILE":PRINT" 5> LO
AD FILE":PRINTV$
40 L$=INKEY$
42 L=VAL(L$):IFL<1ORL>5THEN40
44 ONL GOTO48,212,276,392,420
46 'FILE MAINTENANCE MENU
48 CLS3:PRINT@32," SELECT
A NUMBER 1-4":PRINT@160,V$:PRINT

```

```

" 1> ADD AN ENTRY":PRINT" 2> DEL
ETE AN ENTRY":PRINT" 3> EDIT OR
VIEW A FILE":PRINT" 4> LIST CHAR
T OF ACCOUNTS":PRINT" R> RETURN
TO MAIN MENU":PRINTV$
50 L$=INKEY$:IFL$="R"THENGOTO36
52 L=VAL(L$):IFL<1ORL>4THEN50
54 ONL GOTO58,112,128,200
56 'ADD A FILE
58 CLS:PRINT@11,"ADD A FILE":GOS
UB452:PRINT@136,"FILE NUMBER: "C
+1:PRINT
60 PRINTBA$:"";:LINEINPUTA$(C)
62 IFLEN(A$(C))<(W)THENA$(C)=A$(
C)+W$ELSE66
64 GOTO62
66 PRINTBB$:"";:LINEINPUTB$(C)
68 IFLEN(B$(C))<(W)THENB$(C)=B$(
C)+W$ELSE72
70 GOTO68
72 PRINTBC$:"";:LINEINPUTC$(C)
74 IFLEN(C$(C))<(W)THENC$(C)=C$(
C)+W$ELSE78
76 GOTO74
78 PRINTBD$:"";:LINEINPUTD$(C)
80 IFLEN(D$(C))<(W)THEND$(C)=D$(
C)+W$ELSE84
82 GOTO80
84 PRINTBE$:"";:LINEINPUTE$(C)
86 IFLEN(E$(C))<(W*2)THENE$(C)=E
$(C)+W$ELSE90
88 GOTO86
90 IFLEN(A$(C))>(W)THEN58
92 IFLEN(B$(C))>(W)THEN58
94 IFLEN(C$(C))>(W)THEN58
96 IFLEN(D$(C))>(W)THEN96
98 IFLEN(E$(C))>(W*2)THEN58
100 X=C:GOSUB446
102 PRINT"IS THIS CORRECT <Y/N>"
104 L$=INKEY$:IFL$="Y"THEN108
106 IFL$="N"THEN58ELSE104
108 C=C+1:GOTO48
110 'DELETE A FILE
112 CLS:PRINT@128,V$:PRINT" *
DELETE A FILE *":PRIN
T" * PRESS <R> TO RETURN TO MENU
*":PRINT" * OR <C> TO CONTIN
UE *":PRINTV$
114 L$=INKEY$:IFL$="C"THEN118
116 IFL$="R"THEN36ELSE114
118 INPUT"RECORD # TO BE DELETED
":D
120 FORX=(D-1)TOC-1
122 A$(X)=A$(X+1):B$(X)=B$(X+1):
C$(X)=C$(X+1):D$(X)=D$(X+1):E$(X
)=E$(X+1)
124 NEXTX:CLS:PRINT@232,"FILE DE
LETED":FORT=1TO800:NEXTT:C=C-1:G
OTO36
126 'EDIT A FILE
128 CLS:GOSUB452:PRINT:INPUT" EN

```


```

TER FILE NUMBER :";E:X=E-1:IF(X)
>(C)THEN128ELSEGOSUB446
130 PRINT" EDIT WHICH FIELD
<1-5>":PRINT" OR PRESS <R> T
O RETURN"
132 L$=INKEY$:IFL$=""THEN132
134 IFL$="R"THEN36
136 L=VAL(L$):IFL<1ORL>5THENGOTO
132
138 ONL GOTO140,156,166,176,186
140 PRINTBA$":":LINEINPUTA$(X)
142 IFLEN(A$(X))<(W)THENA$(X)=A$(X)+W$ELSE146
144 GOTO142
146 IFLEN(A$(X))>(W)THEN128ELSE148
148 GOSUB446
150 PRINT"IS THIS CORRECT <Y/N>"
152 L$=INKEY$:IFL$="Y"THEN36
154 IFL$="N"THEN130ELSE152
156 PRINTBB$":":LINEINPUTB$(X)
158 IFLEN(B$(X))<(W)THENB$(X)=B$(X)+W$ELSE162
160 GOTO158
162 IFLEN(B$(X))>(W)THEN128ELSE164
164 GOSUB446:GOTO150
166 PRINTBC$":":LINEINPUTC$(X)
168 IFLEN(C$(X))<(W)THENC$(X)=C$(X)+W$ELSE172
170 GOTO168
172 IFLEN(C$(X))>(W)THEN128ELSE174
174 GOSUB446:GOTO150
176 PRINTBD$":":LINEINPUTD$(X)
178 IFLEN(D$(X))<(W)THEND$(X)=D$(X)+W$ELSE182
180 GOTO178
182 IFLEN(D$(X))>(W)THEN128ELSE184
184 GOSUB446:GOTO150
186 PRINTBE$":":LINEINPUTE$(X)
188 IFLEN(E$(X))<(W*2)THENE$(X)=E$(X)+W$ELSE192
190 GOTO188
192 IFLEN(E$(X))>(W*2)THEN128ELSE194
194 GOSUB446:GOTO150
196 GOTO48
198 'LIST CHART OF ACCOUNTS
200 CLS0:PRINT@192,"DO YOU WANT A HARD COPY <Y/N>?"
202 L$=INKEY$:IFL$="Y"THEN206
204 IFL$="N"THEN208ELSE202
206 PRINT#-2,"LIST OF ACCOUNTS":FOR Y=1TO25:PRINT#-2,AD$(Y):NEXT Y:GOTO36
208 CLS:PRINT@7,"CHART OF ACCOUN

```

\$ \$ \$ \$ \$ \$ \$ \$ \$ \$ \$ \$ \$ \$ \$ \$
 \$ IF YOU PLAY LOTTO TO WIN \$
 \$ THEN YOU NEED \$
 \$ LOT-PRO \$
 \$ LOT-PRO IS SPECIFICALLY DESIGNED \$
 \$ FOR THE COLOR COMPUTER \$
 \$ and features: \$
 \$ -A handicapping system for any \$
 \$ pick-6 lotto \$
 \$ -Choice of 6 wheeling systems to \$
 \$ increase your winning probabilities \$
 \$ -LOT-PRO SYSTEM 60 number selection \$
 \$ routine option \$
 \$ ONLY \$25.95 (specify disk or tape) \$
 \$ (Ca. residents add 6% sales tax) \$
 \$ CJN Enterprises \$
 \$ P.O. Box 40487 \$
 \$ Bakersfield, CA. 93384-0487 \$
 \$ (805)-836-1323 \$
 \$  Invest in LOT-PRO. \$
 \$ It might make YOU RICH! \$
 \$ (printer needed) \$
 \$ \$ \$ \$ \$ \$ \$ \$ \$ \$ \$ \$ \$ \$ \$ \$

**CoCo 3
ADDRESS FILE
&
ENVELOPE & LABEL ADDRESSING**



Automatically addresses all standard envelopes or labels using a choice of size options for either!!

THESE FILES MAY BE USED FOR RECORDS OTHER THAN ADDRESSES!!! IMAGINATION IS ALL THAT'S NEEDED!!!
 There are 15 files that hold 18 records per file! This **TOTALS 270 ADDRESSES**, or records that can be stored per disk!! They are divided alphabetically into the 15 files where they are alphabetically arranged! Each record can hold 8 lines of 64 characters per line!!

WELL DOCUMENTED WHILE RUNNING + INSTRUCTION BOOKLET!
 10 MENU DRIVEN ROUTINES TO FULLY MANIPULATE FILES AND RECORDS INCLUDING;SEARCH;UPDATE AND DELETE!!
 UNLIMITED STORAGE CAPACITY WITH BACKUP DISKS YOU MAKE!
REQUIRES: CoCo 3; Disk Drive; Printer; Monitor OR TV!

**R.J.F. SOFTWARE; R.R. #2; WHITE LAKE, ONTARIO; KOA 3LO
 PHONE (613) 623-7824**

This program has been sealed and certified by RAINBOW MAGAZINE! SEE REVIEW IN THE MARCH/88 ISSUE!

\$14.95 U.S. FUNDS plus \$3.00 Shipping and Handling.
 Visa; Money Order or Personalized Check Accepted!
 Ontario Residents add 7% Provincial Sales Tax.

CoCo 3 WORD PROCESSOR for a DMP105 or DMP106 PRINTER and DISK DRIVE. Can be used with a monitor OR TV!!!
 Underlining, bold and all font styles + much more!!!!
A SUPER WORD PROCESSOR ON A 64 COLUMN SCREEN!!!
\$19.95 U.S. FUNDS plus \$3.00 Shipping and Handling.
 Ontario residents add 7% Provincial Sales Tax.

```

TS":FORY=1TO25:PRINTAD$(Y):FORT=
1TO500:NEXTT:NEXTY:GOTO36
210 'SEARCH FUNCTION
212 CLS:PRINT"          SEARCH FUN
CTION"
214 PRINT"DO YOU WANT A HARD COP
Y <Y/N>"
216 H$=INKEY$:IFH$="N"THEN224
218 IFH$="Y"THEN220ELSE216
220 H=1
222 IFH=1THENGOSUB440
224 LINEINPUT"DATA TO LOOK FOR:"
;T$
226 IFLEN(T$)<(W)THENT$=T$+W$ELS
E230
228 GOTO226
230 PRINT:PRINT"SELECT FIELD TO
SEARCH"
232 PRINT" 1> ";BA$:PRINT" 2> ";
BB$:PRINT" 3> ";BC$:PRINT" 4> ";
BD$:PRINT" R> RETURN TO MAIN MEN
U"
234 L$=INKEY$:IFL$=""THEN234
236 IFL$="R"THEN36
238 L=VAL(L$)
240 IFL<1ORL>4THEN234ELSE242
242 ONL GOTO244,254,258,262
244 FORX=0TOC-1:IFA$(X)=T$THENGO
SUB266ELSE246
246 NEXTX
248 CLS:PRINT@232,"NO MORE FILES
":FORT=1TO800:NEXTT
250 IFH=1THENPRINT#-2,CHR$(12)
252 GOTO36
254 FORX=0TOC-1:IFB$(X)=T$THENGO
SUB266ELSE256
256 NEXTX:GOTO248
258 FORX=0TOC-1:IFC$(X)=T$THENGO
SUB266ELSE260
260 NEXTX:GOTO248
262 FORX=0TOC-1:IFD$(X)=T$THENGO
SUB266ELSE264
264 NEXTX:GOTO248
266 IFH=1THENGOSUB270ELSE272
268 RETURN
270 PRINT#-2,A$(X)TAB(10)B$(X)TA
B(20)"$C$(X)TAB(30)D$(X)TAB(40)
E$(X)TAB(50)X+1:RETURN
272 GOSUB446:FORT=1TO800:NEXTT:R
ETURN
274 'REPORT SETUP & MENU
276 CLS0:PRINT@192,"DO YOU WANT
A HARD COPY <Y/N>?"
278 L$=INKEY$:IFL$="Y"THENH=1:GO
TO282
280 IFL$="N"THEN282ELSE278
282 CLS3:PRINT"          REPORT GE
NERATION":PRINT@160,V$:PRINT" 1>
REPORT FOR EACH ACCOUNT #":PRIN
T" 2> REPORT OF ACCOUNT TOTALS":
PRINT" 3> REPORT OF ALL TRANSACT
IONS          (OR LIST ALL FILES BY

```

```

#)":PRINT" R> RETURN TO MAIN MEN
U":PRINTV$
284 FORY=1TO25:AN$(Y)=MID$(AD$(Y
),1,3):NEXTY
286 L$=INKEY$:IFL$="R"THEN36
288 L=VAL(L$):IFL<1ORL>3THEN286
290 ONL GOTO294,338,386
292 'REPORT EACH ACCOUNT
294 IFH=1THENGOSUB440:PRINT#-2
296 FORY=1TO25
298 IFH=1ANDY=6THENGOSUB308:GOTO
310
300 IFH=1ANDY=10 THENGOSUB308:GO
TO310
302 IFH=1ANDY=17THENGOSUB308:GOT
O310
304 IFH=1ANDY=21THENGOSUB308:GOT
O310
306 GOTO310
308 PRINT#-2,CHR$(12):GOSUB440:P
RINT#-2:RETURN
310 IFH=1THENPRINT#-2,TAB(22)AD$
(Y)
312 FORX=0TOC-1
314 IFAN$(Y)=MID$(B$(X),1,3)THEN
316ELSE322
316 IFH=1THENGOSUB266
318 IFH=0THENGOSUB272
320 U=U+VAL(C$(X))
322 NEXTX:IFU=0THEN324ELSE328
324 IFH=1THENPRINT#-2
326 GOTO332
328 IFH=1THENPRINT#-2,"TOTAL FOR
ACCOUNT"TAB(20):PRINT#-2,USING"
$####.##";U:PRINT#-2:U=0
330 IFH=0THENPRINT"TOTAL FOR ACC
OUNT ";AN$(Y);" $"U:U=0:FORT=1TO
1000:NEXTT
332 NEXTY:IFH=1THENPRINT#-2,CHR$
(12)
334 GOTO36
336 'CHART OF ACCOUNTS
338 IFH=1THENPRINT#-2,TAB(25)TIT
LE$;" CHART OF ACCOUNTS":PRINT#-
2:PRINT#-2,U$:PRINT#-2,"ACCOUNT
#"TAB(32)"CREDIT"TAB(52)"DEBIT":
PRINT#-2,U$
340 INPUT"ENTER CHECKBOOK BALANC
E";CH:INPUT"ENTER SAVINGS BALANC
E ";SA:BA=SA+CH
342 CLS:FORY=1TO5:V=30:GOSUB348
344 I=U+I:U=0:NEXTY
346 V=50:GOTO360
348 FORX=0TOC-1
350 IFAN$(Y)=MID$(B$(X),1,3)THEN
U=U+VAL(C$(X))
352 NEXTX
354 IFH=1THENPRINT#-2,AD$(Y)TAB(
V):PRINT#-2,USING"$####.##";U
356 IFH=0THENPRINTAN$(Y);" $"U
358 RETURN
360 FORY=6TO25:GOSUB348

```



```

362 D=D+U:U=0:NEXTY
364 CB=I-D:IFH=0THEN366ELSE374
366 PRINT"TOTAL INCOME      $";I
:PRINT"TOTAL EXPENSE      $";D:PR
INT"CASH BALANCE          $";CB:PRIN
T
368 PRINT"CHECKBOOK BALANCE $";C
H:PRINT"SAVINGS BALANCE  $";SA:
PRINT"CASH BALANCE      $";BA
370 IFINT(BA)=INT(CB)THENPRINT"
*****STATEMENT BALANCES*****"E
LSEPRINT"??DOES NOT BALANCE PLEA
SE REDO??"
372 FORT=1TO1000:NEXTT:GOTO382
374 IFH=1THENPRINT#-2:PRINT#-2,"
TOTAL CREDITS"TAB(30):PRINT#-2,U
SING"$####.##";I:PRINT#-2,"LESS
TOTAL DEBITS"TAB(30):PRINT#-2,U
SING"$####.##";D:PRINT#-2,"CASH
BALANCE"TAB(30):PRINT#-2,USING"
$####.##";CB:PRINT#-2
376 PRINT#-2,"CHECKBOOK BALANCE"
TAB(30):PRINT#-2,USING"$####.##
";CH:PRINT#-2,"PLUS SAVINGS BALA
NCE"TAB(30):PRINT#-2,USING"$####
#.##";SA:PRINT#-2,"CASH BALANCE"
TAB(30):PRINT#-2,USING"$####.##
";BA:PRINT#-2
378 IFINT(CB)=INT(BA)THENPRINT#-
2,TAB(20)"*****STATEMENT BALANCE
S*****"ELSEPRINT#-2,TAB(20)"??TO
TALS DO NOT ADD PLEASE REDO??"
380 PRINT#-2,CHR$(12)
382 D=0:I=0:GOTO36
384 'LIST OF DATA FILES
386 IFH=1THENGOSUB440:GOTO442
388 FORX=0TOC-1:GOSUB446:FORT=1T
O950:NEXTT:NEXTX:GOTO36
390 'SAVE TO DISK
392 CLS3:PRINT@192," INSERT DATA
DISK IN DRIVE #0 ":PRINT" PRESS
<C> TO CONTINUE OR <R> TO RE
TURN TO MAIN MENU.      "
394 L$=INKEY$:IFL$="C"THEN398
396 IFL$="R"THEN36ELSE394
398 PRINT"SAVE TO DISK-ARE YOU S
URE <Y/N>"
400 L$=INKEY$:IFL$="Y"THENGOTO40
4
402 IFL$="N"THENGOTO36ELSE400
404 CLS:PRINT@140,"SAVING":PRINT
@Z,TITLE$:PRINT@267,"DATA FILE"
406 OPEN"O", #1, TITLE$
408 X=0
410 IFA$(X)=""THEN416
412 WRITE#1,A$(X),B$(X),C$(X),D$
(X),E$(X)
414 X=X+1:GOTO410
416 CLOSE#1:GOTO36
418 'LOAD FROM DISK

```

```

420 CLS3:PRINT@192," INSERT DATA
DISK IN DRIVE #0 ":PRINT" PRESS
<C> TO LOAD DATA OR <R> TO RET
URN TO MAIN MENU."
422 L$=INKEY$:IFL$="C"THEN426
424 IFL$="R"THENGOTO36ELSE422
426 CLS:PRINT@140,"LOADING":PRIN
T@Z,TITLE$:PRINT@267,"DATA FILE"
428 OPEN "I", #1, TITLE$
430 X=0
432 INPUT #1,A$(X),B$(X),C$(X),D
$(X),E$(X):X=X+1
434 IFEOF(1)=-1THEN436ELSE432
436 CLOSE #1:C=X:N=C:GOTO36
438 'PRINTER SUBROUTINE
440 PRINT#-2,TAB(32)TITLE$:PRINT
#-2,U$:PRINT#-2,BA$TAB(10)BB$TAB
(20)BC$TAB(30)BD$TAB(40)BE$TAB(5
9)BF$:PRINT#-2,U$:RETURN
442 FORX=0TOC-1:PRINT#-2,A$(X)TA
B(10)B$(X)TAB(20)"$C$(X)TAB(30)
D$(X)TAB(40)E$(X)TAB(59)X+1:NEXT
X:PRINT#-2,CHR$(12):GOTO36
444 'PRINTER SUBROUTINE
446 CLS:PRINT"      THIS IS FILE
NUMBER "X+1:PRINT:PRINTA$(X):PRI
NTB$(X):PRINTC$(X):PRINTD$(X):PR
INTE$(X):RETURN
448 PCLEAR1:GOTO10
450 'DATA OVERFLOW SUBROUTINE
452 PRINT" FIRST 4 ENTRIES ARE L
IMITED TO 8 CHARACTERS EACH, AN
D COMMENTS ARE LIMITED TO 16 CHA
RACTERS.":RETURN
454 'DATA DESCRIPTIONS
456 DATA JAN,FEB,MAR,APR,MAY,JUN
,JUL,AUG,SEP,OCT,NOV,DEC,100 CAS
H BALANCE,110 EARNED INCOME,120
INTEREST INCOME,130 MISC. TAXABL
E INCOME,140 NON-TAXABLE INCOME,
200 FEDERAL WITHOLDING,201 FICA,
202 STATE WITHOLDING,203 LOCAL W
ITHOLDING
458 DATA 210 GROCERY EXPENSE,220
WATER,230 MORTGAGE,240 GAS & EL
ECTRIC,250 TELEPHONE,260 CAR EXP
ENSE,270 INSURANCE
460 DATA 280 HOUSE REPAIRS,281 A
NNUITY,282 MISC. EXPENSE,283 LOA
N PAYMENTS,300 MEDICAL EXPENSE,3
10 CONTRIBUTIONS,320 INTEREST PA
ID,330 TAXES PAID,340 MISC. (TAX
DED.)

```

We Cannot Tell A Lie

Lonnie's gone nuts!! He's chopped down prices on Rainbow Bookshelf items!



The Complete Rainbow Guide to OS-9

Authors Dale Puckett and Peter Dibble show how to take advantage of OS-9's multitasking and multiuser features. An easy-to-read, step-by-step guide packed with hints, tips, tutorials and free software in the form of program listings.

Book \$12.95, Disk Package \$19.95 (2 disks, book not included) — a savings of up to 36%!

SAVE 38%! Book and disks only \$29.95

The Rainbow Book of Simulations

20 award-winning entries from THE RAINBOW's first Simulations contest. You are a Civil War Commander, an air traffic controller, a civil defense coordinator, or a scientist on Mars . . . your wits are on the line.

Book \$3.50, Tape \$3.50 — a savings of 65%!

SAVE 70%! Book and tape only \$6

The Second Rainbow Book of Simulations

The 16 winners from our second Simulations contest. Fly through dense African jungle, bull your way down Wall Street, lead a bomb squad, or try your hand at Olympic events. Test your skills and talents.

Book \$4.95, Tape or Disk \$4.95 — a 50% savings!

SAVE 55%! Book and tape only \$8.95

SAVE 57%! Book and disk only \$8.95

SAVE UP TO 70%

The First Rainbow Book of Adventures

Contains 14 winning programs from our first Adventure contest. Includes *Sir Randolph of the Moors*, *Horror House*, *One Room*, *Dr. Avaloe* and more. Plus hints, tips on solving Adventures.
Book \$2, Tape \$2 — a 43% savings!

SAVE 50%! Book and tape only \$3.50

The Second Rainbow Book of Adventures

Featuring 24 of the most challenging Adventure games ever compiled. Meet the Beatles and battle the Blue Meanies, find a hidden fortune, or win the heart of a mysterious princess. *Ring Quest*, *Secret Agent Man*, *Dark Castle*, *Curse of Karos* and more!
Book \$6.95, Tape \$6.95 — a 50% savings!

SAVE 57%! Book and tape only \$11.95

The Third Rainbow Book of Adventures

The excitement continues with 19 new Adventures. Discover backstage intrigue at the London Theatre, attempt a daring space rescue, or defeat evil in the year 2091 as a genetic android. *Evil Crypt*, *Spymaster*, *Time Machine*, *The Amulet*, and that's only the beginning!
Book \$6.95, Tape \$6.95, Two-Disk Set \$7.95 — a savings of up to 47%!

SAVE 45%! Book and tape only \$11.95

SAVE 52%! Book and disk only \$12.95

The Rainbow Introductory Guide to Statistics

Dr. Michael Plog and Dr. Norman Stenzel give a solid introduction to the realm of statistical processes and thinking for both the beginner and the professional. (80-column printer required.)
Book \$2.95, Tape or Disk \$2.95 — a savings of 54%!

SAVE 62%! Book and tape or disk only \$4.95

Name _____
Address _____
City _____
State _____ ZIP _____

Payment Enclosed, or Charge to:
 VISA MasterCard American Express

Account Number _____

Card Expiration Date _____

Signature _____

Please send me:

- | | |
|---|---|
| <input type="checkbox"/> The Rainbow Book of Simulations (first) | \$ 9.95 \$ 3.50 |
| <input type="checkbox"/> Rainbow Simulations Tape (first) | \$ 9.95 \$ 3.50 |
| <input type="checkbox"/> First Simulations Package | \$10.90 \$11.95 \$ 6.00 |
| <input type="checkbox"/> The Second Rainbow Book of Simulations | \$ 9.95 \$ 4.95 |
| <input type="checkbox"/> Second Rainbow Simulations Tape | \$ 9.95 \$ 4.95 |
| <input type="checkbox"/> Second Rainbow Simulations Disk | \$10.95 \$ 4.95 |
| <input type="checkbox"/> Second Simulations Package with Tape | \$10.90 \$12.95 \$ 8.95 |
| <input type="checkbox"/> Second Simulations Package with Disk | \$20.90 \$10.95 \$ 8.95 |
| <input type="checkbox"/> The Complete Rainbow Guide to OS-9 | \$19.95 \$16.95 \$12.95 |
| <input type="checkbox"/> Rainbow Guide to OS-9 Disk Set (2 disks) | \$31.00 \$19.95 |
| <input type="checkbox"/> Rainbow Guide to OS-9 Package | \$47.95 \$36.95 \$29.95 |
| <input type="checkbox"/> The Windows & Applications Disk for
The Complete Rainbow Guide
to OS-9 Level II, Vol. I | \$19.95 |
| <input type="checkbox"/> The Rainbow Book of Adventures (first) | \$ 7.95 \$ 3.50 \$ 2.00 |
| <input type="checkbox"/> Rainbow Adventures Tape (first) | \$ 7.95 \$ 3.50 \$ 2.00 |
| <input type="checkbox"/> First Adventure Package | \$15.90 \$ 7.90 \$ 3.50 |
| <input type="checkbox"/> The Second Rainbow Book of Adventures | \$19.95 \$ 6.95 |
| <input type="checkbox"/> Second Rainbow Adventures Tape | \$19.95 \$ 6.95 |
| <input type="checkbox"/> Second Adventure Package | \$27.90 \$17.95 \$11.95 |
| <input type="checkbox"/> The Third Rainbow Book of Adventures | \$11.95 \$ 6.95 |
| <input type="checkbox"/> Third Adventures Tape | \$ 9.95 \$ 6.95 |
| <input type="checkbox"/> Third Adventures Disk Set (2 disks) | \$14.95 \$ 7.95 |
| <input type="checkbox"/> Third Adventure Package with Tape | \$21.90 \$15.95 \$11.95 |
| <input type="checkbox"/> Third Adventure Package with Disk | \$26.90 \$16.95 \$12.95 |
| <input type="checkbox"/> Introductory Guide to Statistics | \$ 6.95 \$ 2.95 |
| <input type="checkbox"/> Guide to Statistics Tape or Disk (indicate choice) | \$ 5.95 \$ 2.95 |
| <input type="checkbox"/> Guide to Statistics Package
(indicate choice of tape or disk) | \$12.90 \$ 8.95 \$ 4.95 |
| Add \$1.50 per book Shipping and Handling in U.S. | |
| Outside U.S., add \$4 per book | |
| Kentucky residents add 5% sales tax | |
| (Allow 6 to 8 weeks for delivery) | |
| Total | _____ |

Mail to: Rainbow Bookshelf, The Falsoft Building, P.O. Box 385, Prospect, KY 40059. To order by phone (credit card orders only) call (800) 847-0309, 8 a.m. to 5 p.m. EST. For other inquiries call (502) 228-4492.

Please note: The tapes and disks offered by The Rainbow Bookshelf are not stand-alone products. That is, they are intended to be an adjunct and complement to the books. Even if you buy the tape or disk, you will still need the appropriate book for loading and operating instructions. OS-9® is a registered trademark of the Microware Systems Corporation.

30	188
68	61
102	183
130	15
150	59
170	22
END	123

Listing 2: REPORT

```

2 '* YEARLY REPORT PROGRAM *
4 '* FOR USE WITH *
6 '* HOME FINANCIAL ANALYST *
8 '* 4/85 BY DAN PIERSMA *
10 GOTO184
12 'DIMENSION DATAFILES & DESCRIPTIONS
14 CLEAR5500:DIMA$(100),B$(100),
C$(100),D$(100),E$(100),M$(12),A
D$(25),AN$(25),AN(25)
16 'SET BAUD 1200 & DEFINE NONVA
RIABLE STRINGS
18 POKE150,41:U$=STRING$(80,"-")
:BG$=STRING$(10,".") :BP$="BUDGET
PLAN FOR .../.../..."
20 'READ DESCRIPTIONS
22 FORM=1TO12:READM$(M):NEXT:FOR
Y=1TO25:READAD$(Y):NEXT
24 'ENTER DATES
26 CLS:PRINT@9,"ANNUAL REPORT":P
RINT:PRINT" ENTER BEGINNING MONT
H AND YEAR AND ENDING MONTH AND
YEAR"
28 PRINT:PRINTV$:INPUT" BEGINNIN
G MONTH (MM) ";BM:INPUT" BEGINNI
NG YEAR (YYYY)";BY$:INPUT" ENDIN
G MONTH (MM) ";EM:INPUT" ENDI
NG YEAR (YYYY)";EY$
30 EY=VAL(EY$):BY=VAL(BY$)
32 IFBM<10RBM>12THEN26
34 IFEM<10REM>12THEN26
36 IFBY<1984ORBY>1988THEN26
38 'CREATE REPORT TITLE
40 IFEY<(BY)OREY>1988THEN26
42 RTITLE$=M$(BM)+"-"+BY$+" TO "
+M$(EM)+"-"+EY$
44 IFEM<(BM)THENEM=(EM)+12
46 'PRINT BUDGET PLANNING FORM
48 CLS:PRINT@163,"WOULD YOU LIKE
TO PRINT A BUDGET PLANNIN
G FORM <Y/N>"
50 L$=INKEY$:IFL$="Y"THEN54
52 IFL$="N"THEN76ELSE50
54 CLS:PRINT@201,"HARDCOPY ONLY"
:PRINT"IF PRINTER IS READY PRESS
<P> PRESS <C> TO SKIP TO REPO
RTS"
56 L$=INKEY$:IFL$="C"THEN76

```

```

58 IFL$="P"THEN60ELSE56
60 CLS:PRINT@204,"PRINTING":PRIN
T" BUDGET PLANNING FORM"
62 PRINT#-2,U$:PRINT#-2,TAB(28)"
BUDGET PLANNING FORM":PRINT#-2,U
$:PRINT#-2:PRINT#-2,BP$TAB(40)BP
$:PRINT#-2
64 FORY=1TO5:GOSUB70:NEXTY
66 PRINT#-2,U$:PRINT#-2
68 FORY=6TO25:GOSUB70:NEXTY:GOTO
72
70 PRINT#-2,AD$(Y)TAB(25)BG$TAB(
40)AD$(Y)TAB(65)BG$:PRINT#-2:RET
URN
72 PRINT#-2,CHR$(12)
74 'GENERATE REPORTS
76 CLS0:PRINT@160," REPORT
GENERATION":PRINT"PRINT HARD CO
PY REPORTS <Y/N> ?":PRINT" PRE
SS <E> TO END PROGRAM"
78 L$=INKEY$:IFL$="Y"THENH=1:GOT
O84
80 IFL$="N"THEN84
82 IFL$="E"THENENDELSE78
84 INPUT"ENTER COST OF LIVING RA
TE FOR BUDGET PROJECTIONS IN %
";I:I=(I/100)+1
86 INPUT"ENTER CHECKBOOK BALANCE
";CH:INPUT"ENTER SAVINGS BALANCE
";SA:BA=SA+CH
88 FORY=1TO25:AN$(Y)=MID$(AD$(Y)
,1,3):NEXTY
90 TITLE$=M$(BM)+"-"+BY$:GOSUB17
2:FORX=0TOC-1:IFAN$(1)=MID$(B$(X)
,1,3)THEN92ELSE94
92 AN(1)=VAL(C$(X))
94 NEXTX
96 FORY=(BM)TO(EM)
98 IFYY>12THEN100ELSE102
100 S=(YY)-12:TITLE$=M$(S)+"-"+E
Y$:GOTO104
102 TITLE$=M$(YY)+"-"+BY$
104 GOSUB172:CLS:PRINT@195,"CALC
ULATING ACCOUNT TOTALS"
106 FORY=2TO25
108 FORX=0TOC-1
110 IFAN$(Y)=MID$(B$(X),1,3)THEN
AN(Y)=AN(Y)+VAL(C$(X))ELSE112
112 NEXTX:NEXTY:NEXTYY
114 IFH=0THEN116ELSE118
116 FORY=1TO25:PRINTAD$(Y):PRINT
USING"$####.##";AN(Y):FORT=1TO9
00:NEXTT:NEXTY:GOTO124
118 PRINT#-2,TAB(30)RTITLE$:PRIN
T#-2:PRINT#-2,U$:PRINT#-2,TAB(3)
"ACCOUNT NUMBER"TAB(37)"CREDIT"
AB(52)"DEBIT":PRINT#-2,U$:PRINT#
-2
120 FORY=1TO5:PRINT#-2,AD$(Y)TAB
(35):PRINT#-2,USING"$####.##";A
N(Y):NEXTY

```

```

122 FORY=6TO25:PRINT#-2,AD$(Y)TAB(50):PRINT#-2,USING"$#####.##";
AN(Y):NEXTY
124 FORY=1TO5:TI=AN(Y)+TI:NEXTY
126 FORY=6TO25:TE=AN(Y)+TE:NEXTY
128 CB=TI-TE:IFH=0THEN130ELSE140
130 CLS:PRINT@160,"TOTAL INCOME
      $";TI:PRINT"TOTAL EXPEN
SE      $";TE:PRINT"YEAR END
CASH BALANCE $";CB
132 PRINT"CHECKBOOK BALANCE
$";CH:PRINT"SAVINGS BALANCE
      $";SA:PRINT"TOTAL CASH ON HAND
      $";BA
134 IFINT(BA)=INT(CB)THEN136ELSE
138
136 PRINT"*****STATEMENT BALAN
CES*****":FORT=1TO1500:NEXTT:GO
TO154
138 PRINT"STATEMENT OUT OF BALAN
CE - REDO":END
140 PRINT#-2:PRINT#-2,"BEGINNING
BALANCE & INCOME"TAB(35):PRINT#
-2,USING"$#####.##";TI:PRINT#-2,
"TOTAL EXPENSE"TAB(35):PRINT#-2,
USING"$#####.##";TE
142 PRINT#-2,"END OF YEAR BALANC
E"TAB(35):PRINT#-2,USING"$#####.
##";CB
144 PRINT#-2:PRINT#-2,"CHECKBOOK
BALANCE"TAB(35):PRINT#-2,USING"
$#####.##";CH:PRINT#-2,"SAVINGS
BALANCE"TAB(35):PRINT#-2,USING"$
#####.##";SA:PRINT#-2,"CASH BALA
NCE ON HAND"TAB(35):PRINT#-2,USI
NG"$#####.##";BA
146 IFINT(BA)=INT(CB)THEN148ELSE
150
148 PRINT#-2:PRINT#-2,TAB(27)"**
**STATEMENT BALANCES****":PRINT#
-2,CHR$(12):GOTO154

```

```

150 IFH=1THENPRINT#-2,"*****S
TATEMENT DOES NOT BALANCE. PLEAS
E FIND YOUR ERROR AND REDO*****
**":END
152 'FORMULATE BUDGET PROJECTION
S
154 A=(EM)-(BM-1)
156 FORY=2TO25:AN(Y)=AN(Y)/A:AN(
Y)=AN(Y)*I:NEXTY
158 IFH=0THEN160ELSE162
160 CLS:PRINT"MONTHLY BUDGET PRO
JECTIONS":FORY=2TO25:PRINTAD$(Y)
:PRINTUSING"$#####.##";AN(Y):FOR
T=1TO900:NEXTT:NEXTY:GOTO168
162 PRINT#-2,TAB(28)"MONTHLY BUD
GET PROJECTIONS":PRINT#-2:PRINT#
-2,U$:PRINT#-2,TAB(3)"ACCOUNT NU
MBER"TAB(37)"CREDIT"TAB(52)"DEBI
T":PRINT#-2,U$:PRINT#-2
164 FORY=2TO5:PRINT#-2,AD$(Y)TAB
(35):PRINT#-2,USING"$#####.##";
AN(Y):NEXTY
166 FORY=6TO25:PRINT#-2,AD$(Y)TA
B(50):PRINT#-2,USING"$#####.##"
;AN(Y):NEXTY:PRINT#-2:PRINT#-2,"
MULTIPLIED BY" "I" FOR RISE IN COS
T OF LIVING":PRINT#-2,CHR$(12)
168 END
170 'LOAD FILES FROM DISK SUBROU
TINE
172 FORX=0TOC-1:A$(X)="" :B$(X)=""
":C$(X)="" :D$(X)="" :E$(X)="" :NEX
TX:CLS:PRINT@140,"LOADING":PRINT
@203,TITLE$:PRINT@267,"DATA FILE
"
174 OPEN "I", #1, TITLE$
176 X=0
178 INPUT #1,A$(X),B$(X),C$(X),D
$(X),E$(X):X=X+1
180 IFEOF(1)=-1THEN182ELSE178
182 CLOSE #1:C=X:RETURN
184 PCLEAR1:GOTO14
186 DATA JAN,FEB,MAR,APR,MAY,JUN
,JUL,AUG,SEP,OCT,NOV,DEC,100 CAS
H BALANCE,110 EARNED INCOME,120
INTEREST INCOME,130 MISC. TAXABL
E INCOME,140 NON-TAXABLE INCOME,
200 FEDERAL WITHOLDING,201 FICA,
202 STATE WITHOLDING,203 LOCAL W
ITHOLDING
188 DATA 210 GROCERY EXPENSE,220
WATER,230 MORTGAGE,240 GAS & EL
ECTRIC,250 TELEPHONE,260 CAR EXP
ENSE,270 INSURANCE
190 DATA 280 HOUSE REPAIRS,281 A
NNUITY,282 MISC. EXPENSE,283 LOA
N PAYMENTS,300 MEDICAL EXPENSE,3
10 CONTRIBUTIONS,320 INTEREST PA
ID,330 TAXES PAID,340 MISC. (TAX
DED.)

```

One-Liner Contest Winner . . .

Run *Picoco* to see a "modern art generator."

The listing:

```

0 PMODE3:SCREEN1,1:PCLS:FOR R=1T
O10:X=RND(256):Y=RND(192):X1=RND
(256):Y1=RND(192):X2=RND(256):Y2
=RND(192):PX=(X+X1+X2)/3:PY=(Y+Y
1+Y2)/3:PC=RND(4):LINE(X,Y)-(X1,
Y1),PSET:LINE-(X2,Y2),PSET:LINE-
(X,Y),PSET:PAINT(PX,PY),PC,0:NEX
TR:FORW=1TO500:NEXTW:GOTO0

```

*Lonny Guilford
Lompoc, CA*

(For this winning one-liner contest entry, the author has been sent copies of both *The Second Rainbow Book of Simulations* and its companion *The Second Rainbow Simulations Tape*.)



A utility to make color selection easier

PALETTEable Color Mixing

By H. Allen Curtis

Decisions, decisions, decisions. The CoCo 3 offers a "palette" of 64 colors from which you can select up to 16 for your graphics masterpieces, and that's a selection often difficult to make. To facilitate decision making, I wrote the program *Colormix*.

Colormix is a color editor that aids your selection process by mixing colors to your prescription. Also, it provides a screen or hard copy printout of your color selections, saves them to disk or tape, and loads them back from disk or tape for emendation. The saved selections are recorded in BASIC program form, ready for merging with a larger program.

Colormix selects its colors via a "color mixer," which consists of three "color-meters." Each of the colors (red, green and blue) has one meter, referred to as the R, G or B meter. There are four values (0, 1, 2 and 3) on each of the scales of the three color meters. Since each color meter provides four color values, the three meters together pro-

H. Allen Curtis lives in Williamsburg, Virginia. He is interested in 17th and 18th century history and enjoys biking through the colonial capital. He balances past and present with his computer work.

vide a total of 64 color combinations ($4 \times 4 \times 4 = 64$).

The shades of color vary from dark to light as they progress from the low to the high ends of the color meters. Each color meter controls the amount of intensity of its color red, green or blue — to be used in the selected color combination.



Colormix was written for use with an RGB monitor. After you have typed the listing and saved it, run *Colormix* to produce a Mode 2 (320-by-192 resolution, 16-color) screen. At the top of the screen are 16 slots containing the standard colors resulting from the execution of PALETTE RGB. Below the slots on the left is the color mixer and on the right is a command menu. At the bottom of the screen is a message board to prompt you in the proper operation of *Colormix*.

The initial message on the board is "0-9" or "A-J." The color slots are numbered in hexadecimal from 0 to F, with A, B, C, D, E and F representing 10, 11, 12, 13, 14 and 15, respectively. The commands on the menu board — Load, Save, Lprint and Print — are labelled G, H, I and J, respectively.

The initial message means you can press one of the number keys 0 through 9 or letter keys A through F to send the color in the corresponding slot to the mixer. The message also means you may alternatively select one of the menu commands by pressing a key from G to J. Pressing any key other than 0 through 9 or A through J results in the sounding of a short blast of a beep alarm.

Suppose you press a number key, say 2. Blue, the color in Slot 2, will be sent to the mixer. The colors of both the menu and message board will also change to blue. The message board will then read ARROWS or ENTER. The color mixer is cursor-controlled by means of the arrow keys. ENTER is pressed after the color mixing has been accomplished to your satisfaction.

You will see a plus (+) symbol on each of the three color meters, which serves as the cursor for that meter. A fourth plus located immediately to the left of the R meter indicates which of the three meter cursors is active.

For the color blue in the mixer, the R meter cursor moves to its leftmost position corresponding to the lowest R meter color intensity value, 0. Pressing the right arrow key moves the R meter cursor one position and changes the color in the mixer. After pressing the right arrow key a total of three times, you will find the cursor at its rightmost position, corresponding to the highest R meter color intensity value, 3; it will have passed through positions corresponding to intensity values 1 and 2. Likewise, pressing the left arrow key moves the cursor left from high to low intensity value positions while causing associated color changes.

The up and down arrow keys serve to determine which of the color meters has an active cursor. Pressing the down arrow key transfers cursor active control from the R meter to the G meter. Pressing the right and left arrow keys actuates the G meter cursor in the same manner as it did for the R meter. Pressing the up arrow key returns cursor control to the R meter, and pressing the down arrow key gives the B meter cursor control. Again, the right and left arrow keys move the active cursor in corresponding directions. Pressing the

right or left arrow key when the cursor is in its rightmost or leftmost position, respectively, produces no cursor movement.

After you have experimented with cursor movement and have obtained a color in the mixer to your liking, press ENTER. Suppose the R, G and B meter cursors were in positions corresponding to the values 0, 1 and 1, respectively — Color 3 would be transferred to Slot 2. You will be informed of this fact via an auxiliary message board just below the mixer. The message on the main board will read 0 through 9 or A through J once again.

You will note that the color in Slot D has also changed to Color 3. The reason for the change is that the color in Slot D has been used in *Colormix* to paint the mixer, menu and message boards. *Colormix* also uses the colors in slots E and F for all printing and coloring of the screen's background, respectively.

Even though the color in Slot D changes with every color change in the mixer, *Colormix* remembers the last color selected for Slot D. To verify this, press the D key; the color green will be sent both to the mixer and to Slot D itself. You may select a new color for Slot D and press ENTER or press ENTER alone to retain green as the color for Slot D.

The auxiliary message board refers to Slot D by its decimal designation, 13. The hexadecimal designations were given to the last six slots for the purpose of having single-key selection of each slot.

Changing the colors of slots E and F will also change the print and background colors, respectively. Selecting Slot E turns the mixer, menu and message boards black, effectively erasing all printing on the menu and message boards. Pressing the right arrow key will quickly make the printing in the menu and message boards visible again. Black in Slot E seems to yield the best printing clarity. For aesthetic purposes, you may want to alter the background color of the screen by mixing a new color for Slot F.

When the message board reads 0 through 9 or A through J, you may, by pressing J, obtain a screen printout of the present contents of slots 0 through F. The printed information appears on the auxiliary message board for one slot at a time. The main message board tells you to press ENTER to receive information for each succeeding slot. When you terminate the program by pressing BREAK, you automatically get a full text

Slot	Color	RGB
0	34	210
1	54	330
2	15	113
3	36	300
4	63	333
5	31	133
6	41	203
7	42	212
8	0	000
9	18	030
10	6	110
11	27	033
12	0	000
13	18	030
14	0	000
15	38	310

Table 1

```
4 HSCREEN2
5 DIMC(15):FORI=0TO15:READC
(I):PALETTEI,C(I):NEXT
6 DATA 34,54,15,36,63,31,41,
42,0,18,6,27,0,18,0,38
```

Table 2

screen printout of all 16 slots. You may be greeted with a beep the first time you press BREAK, but repeated pressing of the key will indeed stop the program.

For a hard copy printout of the slot information, merely press I. Table 1 shows a sample printout. If your printer is not connected, a program hang-up will occur; this can be eliminated by pressing BREAK. In such a case, you will have a screen printout as a consolation. If you don't have a printer, change the number 660 in Line 480 to 650. Pressing I will then produce a beep instead of a hang-up.

Pressing H allows you to save the current slot information in BASIC program form (ASCII format). A sample listing of such a recording is shown in Table 2. The saving process differs depending on whether you have a disk or cassette system.

Saving to Disk

On disk systems, pressing H causes the prompt FILENAME: to be printed on the message board. Answer the prompt by entering a filename of eight characters or less. The information will immediately be recorded on disk in the designated file. Instead of typing a filename, you may merely press ENTER.

If you have *not* previously loaded any

slot information, the current slot information will be recorded on disk in a file named SLOTCOLS. On the other hand, if in the present session with *Colormix* you have loaded from a previously saved file, you will record the current information in that file; that is, you will overwrite the most recently loaded file. All saved files automatically have the extension .DAT appended to the filename.

If an I/O Error occurs during recording, *Colormix* won't be terminated. Instead, I-O ERROR is printed on the message board. Moments later, the message will be replaced with 0 through 9 or A through J.

Saving to Cassette

On cassette systems, pressing H also causes the prompt FILENAME: to be printed on the message board. Position the tape in your recorder before you answer the prompt, then respond by typing a filename of up to eight characters but do *not* press ENTER yet. First,

press both the Record and Play buttons on your recorder, and then press ENTER. When the recording is complete, the prompt will be replaced with 0 through 9 or A through J. If you fail to type in a filename and instead just press ENTER, the prompt will be replaced momentarily with the message NEED FILENAME.

Loading from Disk

To load a previously saved file, press G. The prompt FILENAME: is then printed on the message board. Answer the prompt by entering a filename of up to eight characters. If the program cannot find that file in the disk directory, the prompt is replaced with the message ILLEGAL FILENAME. If you merely press ENTER without typing a filename, the message NEED FILENAME appears on the screen for a short time.

Colormix responds to a correct filename by loading the designated file. You will see the slot colors change during loading. When loading is complete, the messages 0 through 9 or A

through J return to the message board. An I/O Error is treated as it was for a save.

Loading from Cassette

Pressing G brings the prompt FILENAME: to the message board. You may respond by pressing ENTER. Position the tape for loading the desired file, then press the Play button on the recorder to start loading the file. You will see the slot colors change during the loading. When loading is finished, the messages 0 through 9 or A through J return to the message board.

You may type a full filename of an already saved file and press ENTER instead of just pressing ENTER alone. However, if you type an incorrect filename, a fruitless search for the file could ensue.

After acquainting yourself with the operation of *Colormix*, you should find that slot color selection is not only "PALETTE"able but also easy and time-saving. □

✓	100	171	590	207
	200	221	700	36
	360	32	840	237
	450	153	END	169

The listing: COLORMIX

```

5 CLEAR500
10 REM **** COLORMIX ****
20 REM BY H. ALLEN CURTIS
30 REM COPYRIGHT (C) 1986
40 ON ERR GOTO930
50 ON BRK GOTO970
60 DIMS (15),R(15),G(15),B(15),Q(
63)
70 S(0)=18:S(1)=54:S(2)=9:S(3)=3
6:S(4)=63:S(5)=31:S(6)=45:S(7)=3
8:S(8)=0:S(9)=18:S(10)=0:S(11)=6
3:S(12)=0:S(13)=18:S(14)=0:S(15)
=38
80 R(0)=6:G(0)=18:B(0)=6:R(1)=18
:G(1)=18:B(1)=6:R(2)=6:G(2)=6:B(
2)=18:R(3)=18:G(3)=6:B(3)=6:R(4)
=18:G(4)=18:B(4)=18:R(5)=10:G(5)
=18:B(5)=18:R(6)=18:G(6)=6:B(6)=
18:R(7)=18:G(7)=10:B(7)=6
90 R(8)=6:G(8)=6:B(8)=6:R(9)=6:G
(9)=18:B(9)=6:R(10)=6:G(10)=6:B(
10)=6:R(11)=18:G(11)=18:B(11)=18
:R(12)=6:G(12)=6:B(12)=6:R(13)=6
:G(13)=18:B(13)=6:R(14)=6:G(14)=
6:B(14)=6:R(15)=18:G(15)=10:B(15)

```

```

)=6
100 PALETTERGB:HSCREEN2:HCLS15
110 HCOLOR14:HPRINT(17,1),"SLOTS
":FORI=0TO9:HPRINT(4+2*I,3),CHR$(
(I+48):NEXT:FORI=10TO15:HPRINT(4
+2*I,3),CHR$(I+55):NEXT
120 DATA 0,1,8,9,2,3,10,11,16,17
,24,25,18,19,26,27,4,5,12,13,6,7
,14,15,20,21,28,29,22,23,30,31,3
2,33,40,41,34,35,42,43,48,49,56,
57,50,51,58,59,36,37,44,45,38,39
,46,47,52,53,60,61,54,55,62,63
130 FORI=0TO3:FORJ=0TO3:FORK=0TO
3:READC(I,J,K):NEXTK,J,I
140 DATA 0,1,10,11,100,101,110,1
11,2,3,12,13,102,103,112,113,20,
21,30,31,120,121,130,131,22,23,3
2,33,122,123,132,133
150 DATA 200,201,210,211,300,301
,310,311,202,203,212,213,302,303
,312,313,220,221,230,231,320,321
,330,331,222,223,232,233,322,323
,332,333
160 FORI=0TO63:READQ(I):NEXT
170 FORI=0TO15:HCOLORI
180 HLINE(16*I+28,40)-(16*I+44,5
0),PSET,BF:NEXT
190 HCOLOR14:HPRINT(2,10),"R":HP
RINT(2,12),"G":HPRINT(2,14),"B":
HPRINT(10,8),"MIXER":HPRINT(28,8
),"MENU
200 HCOLOR13
210 FORJ=0TO2
220 FORI=0TO3

```



```

23Ø HLINE(36+I*32,79+J*16)-(68+I
*32,88+J*16),PSET,BF
24Ø NEXTI,J
25Ø HLINE(192,78)-(287,153),PSET
,BF:HCOLOR14:HPRINT(25,11),"G: L
OAD":HPRINT(25,13),"H: SAVE":HPR
INT(25,15),"I: LPRINT":HPRINT(25
,17),"J: PRINT"
26Ø GOSUB87Ø:GOSUB88Ø
27Ø K$=INKEY$:IFK$=""THEN27Ø
28Ø D=ASC(K$)-48:IFD>22 AND D<27
THEN GOSUB48Ø:GOTO26Ø
29Ø IFD<Ø OR D>22 THENGOSUB65Ø:G
OTO27Ø
3ØØ IFD>9 THEND=D-7:IFD<1Ø THEN2
7Ø
31Ø RC=R(D):GC=G(D):BC=B(D):GOSU
B47Ø:RR=1Ø:HPRINT(RC,1Ø),"":HPR
INT(GC,12),"":HPRINT(BC,14),"":
:HCOLOR14:HPRINT(3,1Ø),"":HCOLO
R14
32Ø GOSUB87Ø:GOSUB89Ø
33Ø K$=INKEY$:IFK$=""THENGOSUB47
Ø:GOTO33Ø
34Ø IFASC(K$)=9 AND RR=1Ø AND RC
<18 THENGOSUB76Ø:RC=RC+4:HPRINT(
RC,RR),"+"
35Ø IFASC(K$)=8 AND RR=1Ø AND RC
>6 THENGOSUB76Ø:RC=RC-4:HPRINT(R

```

```

C,RR),"+"
36Ø IFASC(K$)=9 AND GR=12 AND GC
<18 THENGOSUB77Ø:GC=GC+4:HPRINT(
GC,GR),"+"
37Ø IFASC(K$)=8 AND GR=12 AND GC
>6 THENGOSUB77Ø:GC=GC-4:HPRINT(G
C,GR),"+"
38Ø IFASC(K$)=9 AND BR=14 AND BC
<18 THENGOSUB78Ø:BC=BC+4:HPRINT(
BC,BR),"+"
39Ø IFASC(K$)=8 AND BR=14 AND BC
>6 THENGOSUB78Ø:BC=BC-4:HPRINT(B
C,BR),"+"
4ØØ IFASC(K$)=1Ø AND GR=12 THEN
GR=Ø:BR=14:HCOLOR15:HPRINT(3,12)
,"":HCOLOR14:HPRINT(3,14),"+"
41Ø IFASC(K$)=1Ø AND RR=1Ø THEN
RR=Ø:GR=12:HCOLOR15:HPRINT(3,1Ø)
,"":HCOLOR14:HPRINT(3,12),"+"
42Ø IFASC(K$)=94 AND GR=12 THEN
GR=Ø:RR=1Ø:HCOLOR15:HPRINT(3,12)
,"":HCOLOR14:HPRINT(3,1Ø),"+"
43Ø IFASC(K$)=94 AND BR=14 THEN
BR=Ø:GR=12:HCOLOR15:HPRINT(3,14)
,"":HCOLOR14:HPRINT(3,12),"+"
44Ø K=ASC(K$):IFK<>9 AND K<>8 AN
D K<>1Ø AND K<>94 AND K<>13 THEN
GOSUB65Ø
45Ø IFASC(K$)=13THENRR=1Ø:HCOLOR

```

SUNDOG SYSTEMS



In Quest of the Star★Lord

A new animated graphic adventure for the Color Computer 3 from the author of the Hall of the King trilogy! Enjoy the mixture of science and fantasy as you quest for the Phoenix Crossbow, the only thing that can save you in the post-holocaust world. A full 4 disk sides of adventure! Outstanding 320x200 graphics will make this your favorite CoCo adventure! Req. 128K CoCo 3 and disk drive. Only \$34.95.

Kung-Fu Dude

An exciting new arcade game. This is the long-awaited response to the huge demand for a Kung-Fu program for the CoCo. The graphics, sound effects, and animation are spectacular! This is the BEST karate game ever available for the Color Computer. Req. 64K, disk drive, and joystick. Only \$24.95.

"The CoCo karate gap has been filled and Kung-Fu Dude does it excellently. I highly recommend it!"
-2/88 Rainbow review
"A definite 5 stars!"
-12/87 Wizard's Castle review



WHITE FIRE OF ETERNITY

64K Animated Graphic Adventure. See 12/86 Rainbow review. Only \$19.95.

CHAMPION

64K Superhero Action Adventure. See 5/87 Rainbow review. Only \$19.95.

All programs CoCo 1, 2, 3 compatible unless stated otherwise.



Sundog Systems

21 Edinburg Drive
Pittsburgh, PA 15235
(412) 372-5674

Personal checks, money orders, and C.O.D. orders accepted.

Include \$2.50 for S/H. \$2.00 extra for C.O.D. orders. PA residents add 6% sales tax. Authorship and dealer inquiries welcome.

```

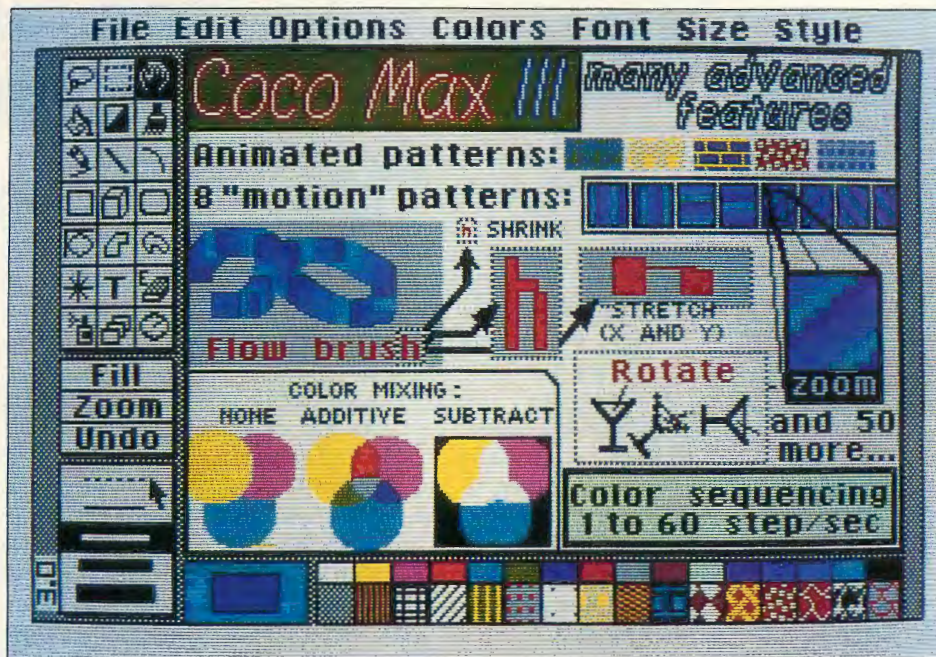
13:HPRINT(RC,10),"+":HPRINT(GC,1
2),"+":HPRINT(BC,14),"+":HCOLOR1
5:HPRINT(3,10),"+":HPRINT(3,12),
"+":HPRINT(3,14),"+":HCOLOR14,15
:GR=0:BR=0:PALETTE,CC:S(D)=CC E
LSE330
460 HCOLOR13:HLINE(36,132)-(157,
163),PSET,BF:HCOLOR14:HPRINT(8,1
7),"SLOT "+STR$(D):HPRINT(8,19),
"COLOR"+STR$(CC):R(D)=RC:G(D)=GC
:B(D)=BC:GOTO260
470 CC=C((RC-6)*.25,(GC-6)*.25,(
BC-6)*.25):PALETTE13,CC:RETURN
480 ON D-22 GOTO 490,590,660,700
490 O=0:GOSUB790
500 IFPEEK(&HBC)=6THENJ=-1ELSEJ=
1
510 F$=A$
520 IFA$="" AND J=1 THENGOSUB870
:GOSUB910:GOTO490
530 OPEN"I",#J,F$
540 I=0
550 IF EOF(J)=-1THEN570
560 LINE INPUT#J,A$:GOTO550
570 CLOSE#J:A$=RIGHT$(A$,LEN(A$)
-6)+",":FORI=0TO15:D=VAL(LEFT$(A
$,INSTR(A$,"")-1)):S(I)=D:PALET
TEI,D:A$=RIGHT$(A$,LEN(A$)-INSTR
(A$,"")):L=INT(Q(D)/100):R(I)=L
*4+6:E=Q(D)-100*L
580 L=INT(E/10):G(I)=L*4+6:L=E-1
0*L:B(I)=L*4+6:NEXT:RETURN
590 IFPEEK(&HBC)=6THENJ=-1:O=1:M
OTORON ELSEJ=1:O=0
600 GOSUB790:IFA$="" AND F$="" T
HENF$="SLOT COLS"ELSE IFA$<>""THE
NF$=A$
610 A$="6 DATA "
620 FORI=0TO15:A$=A$+RIGHT$(STR$(
S(I)),LEN(STR$(S(I)))-1)+",":NE
XT:A$=LEFT$(A$,LEN(A$)-1)
630 OPEN"O",#J,F$
640 PRINT#J,"4 HSCREEN2":PRINT#J
,"5 DIMC(15):FORI=0TO15:READC(I)
:PALETTEI,C(I):NEXT":PRINT#J,A$:
CLOSE#J:RETURN
650 SOUND 60,3:RETURN
660 D=2:GOTO680
670 WIDTH40:D=0
680 PRINT#-D,TAB(12)"SLOT COLOR
RGB":FORI=0TO15:PRINT#-D,TAB(13)
;:PRINT#-D,USING"###";I;:PRINT#-D
," ";:PRINT#-D,USING"###";S(I)
;:PRINT#-D," ";:PRINT#-D,USING"
#";(R(I)-6)/4;:PRINT#-D,USING"#
";(G(I)-6)/4;:PRINT#-D,USING"#";(
B(I)-6)/4:NEXT
690 RETURN
700 HCOLOR13:HLINE(36,132)-(157,
163),PSET,BF:HCOLOR14:HPRINT(5,1
7),"SLOT COLOR RGB":I=0:GOSUB870

```

```

:HPRINT(22,22),"ENTER"
710 GOSUB750
720 K$=INKEY$:IFK$=""THEN720ELSE
IFASC(K$)<>13THENGOSUB650:GOTO72
0
730 IFI=15THENRETURNELSEHCOLOR13
:GOSUB750:HCOLOR14
740 I=I+1:GOTO710
750 HPRINT(6,19),STR$(I):HPRINT(
11,19),STR$(S(I)):HPRINT(15,19),
STR$((R(I)-6)/4):HPRINT(16,19),S
TR$((G(I)-6)/4):HPRINT(17,19),ST
R$((B(I)-6)/4):RETURN
760 HCOLOR13:HPRINT(RC,10),"+":H
COLOR14:RETURN
770 HCOLOR13:HPRINT(GC,12),"+":H
COLOR14:RETURN
780 HCOLOR13:HPRINT(BC,14),"+":H
COLOR14:RETURN
790 GOTO800:A$="" :HCOLOR13:HLINE
(20,173)-(215,185),PSET,BF:HCOLO
R14:HPRINT(6,22),"FILENAME":I=0
800 A$="" :GOSUB870:HPRINT(16,22)
,"FILENAME":I=0
810 K$=INKEY$:IFK$=""THEN810
820 MOTOROFF
830 IFI<9 AND ASC(K$)>47 AND ASC
(K$)<91THENHPRINT(26+I,22),K$:I=
I+1:A$=A$+K$
840 IFI>0 AND ASC(K$)=8THENI=I-1
:HCOLOR13:HPRINT(26+I,22),RIGHT$(
A$,1):HCOLOR14:A$=LEFT$(A$,LEN(
A$)-1):GOTO810
850 IFASC(K$)=13 AND (I>0 OR J=1
OR O=0) THENRETURN
860 IFASC(K$)=13 AND I=0 AND O=1
THENGOSUB870:GOSUB910:GOTO590EL
SE810
870 HCOLOR14:HPRINT(4,22),"MESSA
GES":HCOLOR13:HLINE(110,173)-(28
7,185),PSET,BF:HCOLOR14:RETURN
880 HPRINT(16,22),"0-9 or A-J":R
ETURN
890 HPRINT(16,22),"ARROWS or ENT
ER":RETURN
900 HPRINT(16,22),"I-O ERROR":GO
SUB650:FORK=0TO999:NEXT:RETURN
910 HPRINT(16,22),"NEED FILENAME
":GOSUB650:FORK=0TO999:NEXT:RETU
RN
920 HPRINT(16,22),"ILLEGAL FILEN
AME":GOSUB650:FORK=0TO999:NEXT:R
ETURN
930 IFERNO=26THENGOSUB870:GOSUB9
20:GOSUB490:GOTO260
940 IFERNO=38THENEND
950 IFERNO=20THENGOSUB870:GOSUB9
00:GOTO260
960 END
970 HSCREEN0:GOSUB670:END

```



Software

CoCo 3

CoCo Max III — Taking CoCo 3 Graphics to the Max

The Color Computer is an incredible machine. It is used by thousands of people every day to perform a variety of tasks. Telecommunications, business applications, games and music are just a few of the CoCo's uses. However, for many, graphics and the creation of eye-pleasing pictures remains the foremost function of the CoCo.

A lot of graphics packages have come and gone for the Color Computer, but no piece of software has caused such a revolution as *CoCo Max* did in 1985. *CoCo Max* was the first real point-and-click system for the CoCo and was truly user-friendly.

In July 1986, the CoCo 3 was introduced, and with it came an abundance of new features, such as new commands, more colors, higher resolution, more memory, faster speed and new text modes. The big question was, "Is there going to be a *CoCo Max III*?" No one really knew what would happen. In the meantime, patches and modifications were made available to convert *CoCo Max II* to the CoCo 3. However, there was no big advantage to this since the resolution and colors remained the same. There was no patch available to take advantage of the Hi-Res screen or all the new brilliant colors. Colorware

mailed out letters to all *CoCo Max II* users stating there were no plans at that time to produce a *CoCo Max III*.

As time went on, many graphics packages for the CoCo 3 emerged. Among these were *CIII Graphics*, *Da-Vinci3*, *My Artist* and *Color Max 3*. These programs had varying levels of success, but at least a serious void was being filled for CoCo 3 graphics software.

Months later, I was reading through the September 1987 *RAINBOW* and I came upon a new advertisement. At first glance, it appeared to be a new *CoCo Max II* ad. A closer look revealed it was for *CoCo Max III*! I immediately called and preordered a copy; about five weeks later, it arrived. I couldn't wait to boot it up!

Before I started using *CoCo Max III*, I made a backup. *CoCo Max III* is not copy-protected, so you can make as many backups of the software as you

need. However, in order to use *CoCo Max III*, you must use the Hi-Res module, which is included. Colorware has taken the standard Radio Shack module and modified it to work only with *CoCo Max III*.

The DIN plug of the Hi-Res module plugs into the right joystick port of your CoCo, and your joystick or mouse connector plugs into the DIN port on the Hi-Res module. This is a simple hookup, and it does not take up any space in your Multi-Pak or require a Y-cable.



There are two ways to run *CoCo Max III*. The method you choose depends on how much memory you have in your CoCo 3. If you have ADOS-3, you must use the DISABLE command to use *CoCo Max III*. If you are using a 128K Color Computer 3, you are required to make a work disk. This is done by running a file called WDMAKER. You must have a blank, formatted disk in order to create a work disk. On a 128K CoCo 3, the work disk is used to store the fonts, the clipboard pictures and scrapbook buffers. However, you cannot store pictures on the work disk. Colorware has used the entire disk for all the disk I/O and has left no free space on the disk. Single-drive systems require that you take out the work disk and insert a formatted blank disk. Systems with two or more drives let you use any drive 1 through 3 for picture storage and leave the work disk in Drive 0. Once the work disk has been made, you must remove it and reinstall the *CoCo Max III* program disk. Type RUN "CM3" and, after *CoCo Max III* loads up, install the work disk. It is that easy.

Users with 512K have it even better. Unlike a machine with 128K, a 512K CoCo 3 can load any font from memory. All clipboard and scrapbook functions are also accessed through RAM. This allows lightning fast control over all of the functions.

Even though *CoCo Max III* runs as is, it is best to customize it to your setup by running the configure program. You

will be asked a series of questions on your monitor and printer type, amount of RAM, number of drives and printer baud rate. If you do not configure your *CoCo Max III* program disk, you cannot print. Once the config program is finished, you can start *CoCo Max III* by typing RUN"CM3". One nice thing about the config software is that it is not erased after you run it. As your system grows and changes, just run the config program again to make the proper revisions.

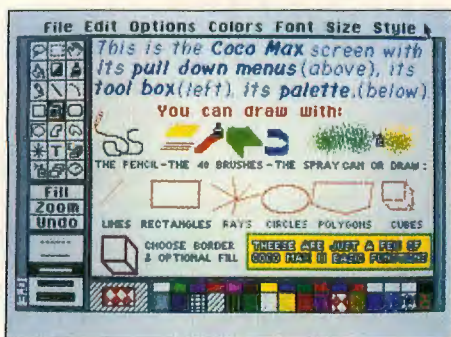
Upon running *CoCo Max III*, the title screen appears. A click of the mouse button causes the opening credits to disappear, leaving a blank window. At this point you are ready to take control of the cursor and create. Even though Colorware modified the Hi-Res module, cursor control is very smooth and clean. This is the key to quality drawing software for the CoCo.

There are various tools and patterns on the main screen, which is separated into seven segments.

First of all, there is the window. This is where you actually draw your picture. Just about every function you will use relates to the window. Pictures are saved from, and loaded into, the window.

The palette at the bottom of the window shows the 16 colors available, along with 16 of the 32 patterns. Colorware should be applauded for coming up with such a wonderful selection of patterns. The alternate set of patterns is changed by clicking on the selected pattern box.

The selected pattern box is directly to the left of the palette. It is made up of an inner and outer box. The inner box is the fill/brush pattern, while the outer box is the line/border pattern. A single click on any color or pattern puts that pattern into the inner box. A double click puts it into the outer box.



To the left of the selected pattern box is the line width box, which is used with the drawing tools. Selected lines are of set width but can be edited after they are drawn into the window.

Above the line width box are three toggle bars. From top to bottom they are Fill, Zoom and Undo. Selecting the Fill bar will fill a shape with the selected color. Zoom is a great feature. It allows you to enlarge a section of the window to four times its normal size, which is perfect for clean-up work.



The Undo feature is the most powerful of the three. The last action performed in the window can be voided by placing the cursor on the Undo bar. You can even undo while zooming. This feature is also reversible, so if you change your mind, you can toggle the Undo bar again to return to the original picture. The Undo feature is easy to use, too. All it takes is one push of the mouse button and you can undo anything. All in all, the three toggle bars are an important addition to *CoCo Max III* and help add flexibility to drawing.

Immediately up from the toggle bars is the tool box, which contains 21 icons. Many of these icons were available in *CoCo Max II*, including the lasso and move window tool; drawing tools, such as the pencil and rubber band line; and tools for creating boxes, circles, polygons, etc. *CoCo Max II* users will also recognize such features as the paint tool, paint brush, spray can, text icon and eraser. There are, however, a number of tools that are brand new, and which add to the power and flexibility of *CoCo Max III*. One new feature is the replace color tool, which is used to fill an area in the window with a chosen color or pattern. If there is an open space on the border, the color will leak, so make sure your border is solid. Leaving gaps is easy to do when zooming. Don't worry — if a mistake is made, the Undo bar is always available.

Another new tool, Arc, takes a little getting used to. Arc functions are just like the rubber band line, except they create a 90-degree arc. This is much like using a French curve tool when drawing designs on paper. You can use any color, and line width can also be changed. Also new is the cube icon. You can click

and hold the mouse button to draw the front of the cube just like a square box. After drawing the front, a release of the button allows you to move around to set the angle of the other two sides. Clicking the button again locks the remaining sides in place. As usual, line width and color selection can be used. This is a super tool, although its uses may be limited to technical and architectural drawings.

Additional new drawing features include the free hand shape tool, which is a cross between the rubber band line and the polygon, and the ray tool, which can be used to draw wonderful effects.

Winding up the *CoCo Max III* icons are the flowbrush and the centered circle. The flowbrush is used under the animate mode and features the same brush shapes as the paintbrush. The great thing about flowbrush is that when used in the window, the brush shape alternates among the four animated colors. These are colors 11, 12, 13 and 14 on the palette. The slower you draw, the closer the four colors are to each other. Conversely, the faster you move across the window, the larger the color separation. The *CoCo Max III* demo gives a beautiful example of how this can be used. This is a fun tool to use and its possibilities are endless.

The centered circle is used to create circles from a center point going outward. It works basically the same as the regular circle tool. Drawing bull's-eyes and targets is simple, and all line widths and colors can be used.

The final section on the screen is the menu bar. This is located above the window and is used to pull down the seven menus. By clicking on any of the seven titles, the menus appear.

Clicking on the file menu gives you the first menu, which includes various loading and saving options, as well as features to double page size and assign drives. The file menu also allows access to the scrapbook mode and several printer options. The scrapbook mode unlinks the window from the rest of the picture, allowing you to doodle and try new drawing techniques. Toggling out of this mode returns the screen back to its original form. Objects can also be cut or copied out of the scrapbook and pasted onto another picture without harming the current drawing. Two commands are available under the scrapbook mode: Save Scrapbook and Load Scrapbook. These commands can be used to save and load entire windows onto disk for later use. They are saved with the extension .SBK. The scrap-

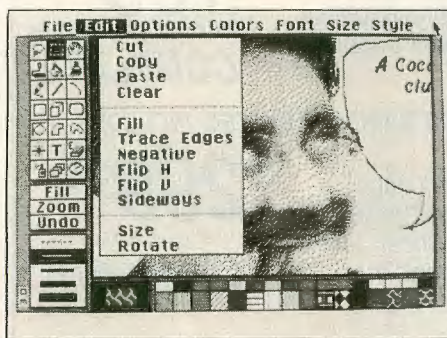
book is another wondrous power of *CoCo Max III*.

Printer functions include double size, which prints out a double screen on a full-size sheet of paper or a half sheet on a half screen. This allows for excellent text print for desktop publishing.

The print option allows printer output of a drawing. *CoCo Max III* currently supports several printers. They are Epson and compatibles, Gemini, DMP-105/106, DMP-130 Serial and DMP-130/106 IBM mode. All print drivers print out pictures in black and white along with five shades of gray. Each slot prints out a specific shade, regardless of what color is assigned to it. To print in black and white, Slot 0 (white) and Slot 15 (black) must be used. Use of any other color will result in gray shades being printed. The *CoCo Max III* user's manual details shade assignments.

DMP-105 printouts look reasonably good. However, due to the quality of the printer itself, hard copies may be smudged or slightly blurred. Printouts from an Epson printer look perfect. The double-strike mode works with this unit and enhances the printout even more.

A CGP-220 printer driver is available for \$19.95. Colorware has developed a way to print 125 colors on the CGP. There are separated color sets for RGB and composite modes. Print quality is very good and crisp for the most part, and the printout colors match the screen colors closely. This really makes *CoCo Max III* shimmer and sparkle.



Several utilities are also on the CGP-220 driver disk to allow custom palettes to be created. Other utilities allow printing of all available colors, and the *Printit* program allows color hard copies of drawings to be printed out without using *CoCo Max III*. The CGP-220 driver disk is worth every penny and more.

The second menu can be accessed by clicking the edit bar. The functions under this menu are used in conjunction with the lasso and editing box and all

are grayed out except for the paste command when not using any editing tools. The functions include cut, copy, paste, clear and fill.



You can also trace the outer border of an object you're editing with the trace edges feature, and turn the colors within the editing box to their opposites (for example, white turns black and black turns white).

Various other functions are available from the edit menu that allow you to flip an item you're editing (either horizontally or vertically), turn it sideways, shrink it or stretch it, or rotate it in small, precise angles.

Use of the edit menu can be very helpful to all CoCo artists. If you plan to do serious drawing, you will use this menu constantly.

Clicking on the options menu will give you a variety of artistic features that complement *CoCo Max III* very well. First is the grid tool. This is convenient for positioning text or doing technical drawings.

There are also features for pattern modification and brush selection, as well as brush mirror options, which draw proportional brush strokes either horizontally or vertically within the window.

New features include clear RAM disk, which clears pictures, scrapbooks and clipboards saved in RAM, and load font set, which loads optional fonts such as *Max Fonts*. If you create newsletters or do desktop publishing, load font set is indispensable.

The color menu really lets CoCo do what it is made for — color computing. A variety of tools allow for color changing and animation. These tools can turn an ordinary picture into a remarkable and magical picture.

The set colors tool allows you to change any of the 16 palette colors. Upon clicking set colors, a window showing all 64 available colors and the 16 palette slots appears. To change colors, simply click the palette you want to change, then click one of the 64 colors

available. Presto, it is changed. To exit, *click the OK prompt*. This is a great feature — no fuss, no guess, just click to pick your color. This is a great help when drawing shades. You can actually compare colors on the screen. The Standard CMP and Standard RGB option reverts the palettes back to their original color sets.

You can use the cycle colors tool to cycle through eight pre-chosen colors. To change the cycle colors, click on this menu bar and a window will appear, again showing all 64 colors and eight color palettes. Click on these palettes to change, then click the desired color. Palette number 11 is the color cycle palette. This is one of the two powerful animation features.

The cycle speed tool allows the colors

to be cycled at almost any speed from .5 steps per second to 60 steps per second.

You can control animation with the animate speed tool, which sets the rotation of the four animation colors at the same rate as cycle speed. The animate feature revolves through four of the palettes on the palette bar to create a motion type effect. This effect is similar to rotating lights on a marquee and gives the picture a magical effect almost like cartooning.

Color mixing options include: no color mix, to paint over a color by any other color; additive mix, which acts as a color mixer; and subtractive mix, which takes color away from a paint.

By clicking the font menu, there are 13 font styles available, with over 90

more that can be added. These can be loaded through the load font set option. If you own *Max Fonts*, Colorware will upgrade your original disks to work with all versions of *CoCo Max*. Send the disks along with an SASE to Colorware for the conversion. These fonts maximize the full potential of *CoCo Max III's* desktop drawing abilities.

The size menu is used in conjunction with the fonts. Text can be stretched by using the tall or wide command. The size can be increased or decreased by using the X3/4, X2, or X4 options. All of these options can be used alone or in any combination. Unlimited sizes can be created using this menu.

Last on the menu bar is the style menu, which works with the font and size menus. Any font can use one or more of five styles. Bold, italics, outline, shadow and 3-D styles are available. To revert back to the regular style, click the Plain command at the top of the menu. Text can also be justified by using the left, centered and right functions in the style menu.

CoCo Max III comes with a multitude of support programs to round it out. *CoCoShow* comes on the demo disk and is used in the creation of slide shows and demonstrations with *CoCo Max III* pictures. This program is easy to use and you can use as many pictures as you can store on one disk.

The *Coltrans* software converts RGB colored files to CMP colors or CMP colors to RGB colors. This is especially useful if you upgrade from a composite monitor to an RGB display. Another use might be to transfer pictures to a friend who has a different kind of monitor.

Translat has the ability to read and write compressed files. This program loads picture files into memory so they can be accessed from BASIC. *CoCo Max II* pictures can also be transferred to *CoCo Max III*, then edited and colored using this fine utility. *CoCo Max II* users will find it hard not to use this program.

CoCo Max III is extremely user-friendly. While doing this review, my 15-year-old brother, Larry, sat down with the mouse and drew an impressive picture of an F-4 jet (see photo). He has never used *CoCo Max III* and only played with *CoCo Max II* once. You cannot get any friendlier than that.

CoCo Max III is also error-free. The program does not bomb out under any conditions. A Quit function on one of the menus would have been a big help, though, especially if you want to exit to



stair
micronics
MULTI-FONT PRINTER
NX-1000
NEW

The NX-1000 gives you plenty of print options for attractive printing. Four tpestyles. Four pitch sizes, in standard and italics for a total of 32 NLQ modes. The NX-1000 Rainbow gives you all these features plus online access to 7 color printing and graphics. Black, blue, red, yellow, green, violet, and orange. Both models have a 1 year warranty, nationwide service and a 30 day online trial.

NX-1000 SPECS: 144 cps Draft, 36 cps NLQ (18 x 23 dot matrix), 4 NLQ Fonts, Italics, Sub & Superscripts, Emphasized, Doublestrike, Proportional, Condensed, International, Downloadable, Quad Tall, Double Tall, Underline, 9+ Pitches, Forward and Reverse n/216" Line Feeds, Absolute or Relative Vert. & Horz. Tabs, Left, Center or Right Justification, 8 Graphics Modes to 1920 dpi, Macro Instruction, Bidirection, 200+ Printable Characters, Semi Auto Sheet Feed, Front Panel Soft Touch Control, Epson and IBM Emulate, 4k Data Buffer, Hex Dump.
Rainbow: Same plus color.

NX-1000 SYSTEM INCLUDES:
• Star NX-1000 Printer
• Blue Streak Ultima
• Software Support Trio
\$199⁹⁵
+\$10 Shipping and Insurance
COMPLETE

NX-1000 RAINBOW SYSTEM INCLUDES:
• Star NX-1000 Colour Printer
• Blue Streak Ultima
• Software Trio
• Color Imaging Software
\$299⁹⁵
+\$10 Shipping and Insurance
COMPLETE

Software Support Trio

<p>TYPE SELECTION/TUTORIAL</p> <p>Online instructional program that will select 24 special features of your printer or display methods to incorporate them into your programs.</p>	<p>SUPER GEMPRINT</p> <p>Will transfer a Pmode 0, 1, 2, 3, or 4 picture screen to printer 8"x11" hardcopy. Black/white, white/black or grey level shading for color.</p>	<p>HI-RES SUPER GEMPRINT</p> <p>Disk software that will transfer a Hscreen 1,2,3 or 4 picture screen to printer. Grey level shading for color.</p>	<p>Software Trio \$19⁹⁵</p>
---	---	---	--

Price, availability and specifications subject to change without notice.

DAYTON ASSOCIATES of W.R. HALL, INC.
7201 CLAIRESREST, BLDG. D
DAYTON, OHIO 45424
OHIO RESIDENTS ADD 6% SALES TAX • C.O.D. ADD \$2.00

PERSONAL SERVICE
(513) 236-1454
Visa & MasterCard within the continental U.S.

set a printer code, then jump back into the program.

CoCo Max III is much more than a drawing program. School projects, Christmas cards, certificates, slide shows, newsletters, labels, buttons, manuals, brochures, business cards and cartoons are just a few of the items that can be created. There are no limits to what you can do with this fabulous program.

All in all, *CoCo Max III* is a programming triumph. The *CoCo Max III* user's manual is one of the most comprehensive and easy-to-use guides I have ever seen for any CoCo program. Colorware and Dave Stampe are to be commended for their amazing creation. Speed, ease, animation, power and color, all in one package. *CoCo Max III* is the ultimate program for the CoCo 3.

(Colorware, 242-W West Avenue, Darien, CT 06820, 800-221-0916; \$79.95)

— Logan Ward

Software

CoCo 1 & 2

Banker II — Expand and Manage CoCo 2 Memory

Banker II is a hardware and software package that is manufactured and distributed by J & R Electronics of Maryland. The product consists of a memory expansion board of either 256 or 512K RAM, an associated memory management board (called *Banker II* because it manages the memory banks in the CoCo or CoCo 2), and some associated software. The product is available in kit form or fully assembled. This review is for the fully assembled *Banker II* with 512K of RAM memory.

Unfortunately, the product arrived damaged. The *Banker* board had not survived the U.S. Postal Service, and was too badly damaged to be fixed. I contacted Jesse Jackson at J & R Electronics, and he promptly shipped me a missing installation manual and an entirely new unit for review. The unit was carefully packaged and arrived in only a few days, as promised. It was entirely functional after I reinstalled the

P1 jumper cable, which had been installed backward.

The installation is solderless and can be done by anybody in less than a half hour. It requires only that you be capable of removing some IC memory chips and the SAM chip and installing in its place the *Banker II* board and a memory expansion board that fits under the keyboard. In some instances, a plastic skating pin that the keyboard rests on must be removed for the memory board to fit correctly. Otherwise, it is a relatively painless operation. I must, however, caution that if you have never opened a CoCo or other computer and have no experience or familiarity, your best bet would be to find someone to assist you (a local CoCo Club or users group might be an excellent resource).

This is a very sophisticated product that can either be very simply implemented or supercharged to a peak of performance, so this memory package is useful for both the power user and the average user. OS-9 users get the advantage of OS-9 Level II, and a superfast disk drive to really turbocharge operations. The RS-DOS users get the benefits of the memory, one or two instant access RAM disks, a sophisticated print spooler that will handle multiple copy, reset, kill, dump and speed upgrade commands by a simple CHR\$ statement, and more.

In addition, there is the PCOPYMOR program, the *Banker Backup* program, and the pager program, which can be used to take advantage of copying ROM to RAM memory, backing up a



The Ultimate Serial to Parallel Converter!

7 Switchable Baud Rates

300 • 600 • 1200 • 2400 • 4800 • 9600 • 19200

Use this "smart" cable to connect a Centronics parallel printer to any version CoCo or use it to improve performance of your current printer. Try it on your system for 30 days RISK FREE. One year warranty. Dealer inquiries on quantity 3+.

**BLUE
STREAK
ULTIMA**

\$39⁹⁵ +\$2 Shipping

Color Imaging System

Print in Color
on your
Star NX-10
or DMP-130

Super Gemprint Color Imaging System

Use your favorite program to create a pmode or hi-res graphic image, but don't stop there! Run our color graphics software and print a color image using a palette of 81+ colors on your NX-10 or DMP-130 from a CoCo 1, 2, or 3. This system superimposes 4 graphic screen dumps (black, blue, yellow & red) while prompting you to change ribbon cartridges after each page. The colors mix and add to give you your own color masterpiece.

Includes: Software disk,
1 blue, 1 red & 1 yellow
ribbon cartridge.

System Requirements: 32k ECB Disk, Blue Streak 1, 2, 3 or Ultima
Price, specifications subject to change without notice. **\$39⁹⁵** +\$3 Shipping

DAYTON ASSOCIATES of W.R. HALL, INC.

7201 CLAIRCREST, BLDG. D
DAYTON, OHIO 45424

OHIO RESIDENTS ADD 6% SALES TAX • C.O.D. ADD \$2.00

PERSONAL SERVICE

(513) 236-1454

Visa & MasterCard
within the continental U.S.

RAM disk or an upper bank of memory and, more importantly, stepping through the memory banks. This is very similar to having six 64K CoCos in one!

Also included is a bank test program that will selectively or automatically test and verify all of the memory banks. In a 512K CoCo you would now have 125 graphics pages of memory at your command! A PCOPYDEMO program shows you how the memory could be managed to create animated graphics screens. A program designed to work with *Telewriter-64* called S.XXX is also provided. Use this program with great care! It is designed to speed up and augment disk I/O by allowing the use of a RAM disk. You must load the RAM disk with the *Banker* before booting *Telewriter-64* or any text in the buffer will be overwritten and lost!

Both Jesse Jackson and Raymond Rowe have done a thorough and complete job in designing, engineering and assembling *Banker II* and its software. The user can customize the software, the source code itself and the *Banker II* memory maps any way he or she chooses, and really make it fly. The documentation on all counts is thorough and to the point. The installation manuals are thorough, too, with diagrams and careful explanations of how to handle the assembly and installation of both the assembled *Banker II* and the one that comes in kit form. Troubleshooting guides are included in both manuals and in the user manual for the software. A note of caution here, also. These are technically oriented manuals and are beyond the immediate scope of the novice.

After installing *Banker II* successfully, I had little trouble operating the associated software. I tested the equipment in several different CoCo 2s, and found that it tended to overheat about 30 to 45 minutes after power-up in some cases where the room temperature was about 68 degrees Fahrenheit. This was not always replicable, however, and could be due to a faulty power supply. I also found that occasionally, in attempting to change banks or pages, the machine would inexplicably crash. Yet I could not get the system to replicate the problems. I chalk this up to a faulty connection somewhere, and suggest to the *Banker II* user that he or she check all connections very carefully! Also, the Korean CoCo users will find the 64K chips soldered to the motherboard. Good luck removing them and installing sockets! The CLEARFIX patch and OS-9 BOOTFIX patch, which cure slight

incompatibilities with *Banker II*, worked without problems. A note again: In switching the controllers and computers with *Banker II*, I discovered that DOS 1.0 would cause the disks to behave very erratically, while DOS 1.1 always worked fine.

In summary, I have tested this product thoroughly and rigorously under different circumstances and situations. It is a very well-designed and well-engineered product that has excellent documentation and support. The flaws and glitches I found could not be replicated in every instance and user fault cannot be ruled out entirely in these cases. What crashes I experienced could be recovered from immediately, though any data in memory was lost at system crash (warm reset was not possible due to keyboard lockout).

The documentation and support are thorough and high quality. I would recommend that 512K versions of the programs be present on the software supplied with the product so that the user does not have to customize the software if he or she has 512K installed in the computer. As the software currently exists, the user must customize the programs to take advantage of the 512K RAM. This is an excellent product for people wanting or needing more memory, but not wanting to move on to the CoCo 3.

(J & R Electronics, P.O. Box 2572, Columbia, MD 21045, 301-987-9067 or 301-788-0861; \$39.95, kit form; \$169.95, fully assembled)

— Jeffrey S. Parker

Hardware

CoCo 1, 2 & 3

Avatex 1200e — Economical 1200 Baud Modem

The world of personal computing continues to move onward and upward every day. In the modem industry, the 300 baud modem was made obsolete by the 1200 baud modem — which was then superseded by the 2400 baud modem. Many high-end business users are now running 9600 baud modems, and in a few years the new ISDN standard will allow communication at speeds up to 64,000 baud.

That's all well and good for those of us with deep, well-lined pockets — but CoCo users are typically economy-minded people who can't, or won't, spend such atrocious sums on equipment. That's why so many CoCo users still have 300 baud modems. But 300 baud can be a false economy when you're using a service like Delphi or CompuServe, or when you're dialing out-of-town bulletin boards and paying long distance charges. Also, some heavily used BBSs are now allowing access only at 1200 or 2400 baud, locking out the folks with older modems. What has been needed for quite some time is a 1200 baud modem for the price of a 300 — say, around \$100, which is what a typical 300 baud modem often sells for. The Avatex 1200e, at \$99, has finally broken the barrier.

Unlike certain other modem bargains that have popped up in the past, the 1200e isn't a stripped model, or originate-only, or a "dumb" modem, or a reconditioned used unit. It handles both answer and originate, dials with both tones and pulses, and is a Hayes-compatible "smart modem." It has the usual status lights and speaker. As best I can tell, they haven't left anything out. The secret of the 1200e's small size (6¼-by-5¼-by-1½ inches) and low cost is that it uses a new pair of integrated circuits — the SC11008 and SC11014 — to provide most of the logic and signal processing circuitry. The whole board has about as many parts as a transistorized AM radio.

The 1200e's AT command set is very close to that of a Hayes modem, though there are some minor differences that shouldn't have an adverse effect on compatibility. All 14 of the 'S' registers are available for adapting the modem to the way you prefer to use it, and all five 'X' levels are available to allow dial tone and busy signal detection. As an example, you might send this string to the modem to initialize it:

```
ATX4E0L1S11=50
```

This would set the modem for full "call progress" detection (X4), no echo of commands (E0) and low speaker volume (L1), and would change the length of dialing tones and spaces to 50 milliseconds (S11=50) for slightly faster tone dialing.

As for hardware compatibility, the 1200e can connect with modems using

either the North American "Bell" 300 or 1200 baud standards, or the CCITT V.21 and V.22 standards used overseas. The 1200e is approved by the FCC and by the Canadian Department of Communications, and there should be no problem using it with a normal telephone line.

The 1200e may have problems working with some business phone systems that use A lead supervision, because it's designed for a standard RJ11 jack; also, if you have a two-line phone, or one that has a dial light powered by a separate transformer, you'll need to plug it directly into a wall jack because the 1200e's line cord and phone jack have only two wires and won't pass the second line or dial light power.

The 1200e performed well in our tests, with very few (if any) data errors, both on local and long distance lines. I honestly can't find anything really negative to say about the product, so I can recommend the Avatex 1200e highly to anyone who needs a 1200 baud modem.

(Cinsoft, 2235 Losantville, Cincinnati, OH 45237, 513-396-7638; \$99; with CoCo cable, \$109; with cable and *Autoterm* software, \$139)

— Ed Ellers

Software

CoCo 1, 2 & 3

FlightSim 1 — Up, Up and Away

FlightSim 1 is a flight Simulation program for the Color Computer. As a user, you fly a large commercial jet from one locale to another. To use *FlightSim 1*, you need at least 32K of memory plus two joysticks (the deluxe models are strongly recommended).


Upon loading FLTSIM into memory, you are presented with a screen that simulates an aircraft instrument panel (lower half of screen) and the front window view from the cockpit (upper half). The screens are in black and white, no color output being supported by the program.

Looking at the instrument panel, you will find the Airspeed and Power Indicator which gives the airspeed in knots per hour. The Power Indicator keeps you informed as to the throttle positioning. The throttle is controlled with the left joystick.

The Attitude Deviation Indicator is

located in the central-top portion of the panel. This gauge shows you the aircraft's "deviation" from level flight. By watching this, you can tell if the aircraft nose is up, down, left or right.

In addition to these instruments, you are provided with a glidescope, altimeter, ROC, HDG and multifunction readout. The glidescope, located along



the edges of the ADI, keeps you flying "true" on the radio beam during landing approach. An altimeter gives you altitude above sea level in thousands of feet. ROC stands for Rate of Climb; this instrument provides readouts of the rate of ascent or descent in thousands of feet per minute. The HDG, or heading gauge, acts as a compass. Other information available to the pilot includes fuel status, heading in degrees, cloud ceiling, etc.

Successfully operating the jet is fairly complicated, as might be expected with a large aircraft. You will need to spend a substantial amount of time mastering this one. Flight characteristics are realistic but unforgiving, just as the real thing.

The main weakness of this program is in the graphics display of the outside world, as seen from the cockpit window. Whether considered alone or against the other flight simulations available, these graphics are mediocre at best. It should be noted, however, that detailed graphics are not necessary for a realistic flight simulation. After all, the real counterparts take off and land in zero visibility conditions, using instruments alone.

Instructions for *FlightSim 1* are contained in a well-written manual, complete with "ground school" orientation. Putting all the realistic behavior of an aircraft into 32K of memory is quite an accomplishment and the authors of *FlightSim 1* have done this quite well.

(Tandy Corporation, 1700 One Tandy Center, Ft. Worth, TX 76102; \$24.95. Available in Radio Shack stores nationwide.)

— Leonard Hyre

Software

CoCo 3

Phantomgraph — Professional Graphs on the CoCo 3

One night at a Color Computer Users Group meeting, a new CoCo user came up to me and inquired if I knew of a good graph-making program for the CoCo. He wanted one that could take his spreadsheet data and turn it into a graph for business use. My reply to him then was that I knew of no such animal. If he'd ask me today, however, I'd have just the program he needs. It is a new one called *Phantomgraph*.

Phantomgraph is one of the latest releases from Tandy for the Color Computer 3. It requires 128K memory and either a mouse or joystick. Like all the new Tandy releases for the CoCo 3, it comes on an OS-9 Level II disk. However, because it has all of the necessary OS-9 operating system on the disk, the regular OS-9 system disk is not needed.

The manual that comes with the program is quite good. It is designed in the form of a tutorial and takes you through the features of the program step by step. You begin by making very simple graphs and then move on to more advanced ones.

As I said, the manual is quite good, but it does leave out a few things. The most important thing concerns the Save File procedure. If you follow the procedure as outlined in the manual, you'll find yourself staring at the screen wondering if your disk drives have done another one of those "silent deaths" — when the contacts on the disk-pak get corroded and need cleaning, and the drive does not come on. Well, the problem is not with the disk-pak this time, it is with the program documentation. Simply follow the steps in the manual for saving the file to disk and, after you have entered the filename, *do not* move the cursor arrow out of the dialog box, just move it off the name line and press the pointer button. (The same goes for loading in a file.)

Another problem area concerns the demo "Camp Cost" graph that you make in the tutorial portion of the manual. *Phantomgraph* runs in a graphics window. Various window types allow for only a certain number of colors. In the Type 7 window, the

program allows only four colors; in the Type 8 window, it allows eight. The manual does not tell you what type of window the program initially comes up in when running the program from the "out-of-the-box" disk. Therefore, when you do the Camp Cost graph, and it draws on the screen, you'll notice part of your graph is missing. This is because the program comes up in a Type 7 window, and one of the colors you were directed to use is not supported by this window mode. To get a Type 8 window and the full eight colors, you either have to go back and modify the start-up file, create another window, or boot up with a regular OS-9 Level II system disk and initialize the W8 window screen. (Or you could simply change the color of that particular section of the demo graph to one that is recognized by the Type 7 window.)

The color limitation is really not all that limiting, because the program makes use of numerous texture patterns, as well. Therefore, a number of color/pattern combinations can be used to delineate the various items of data in your graphs.

Phantomgraph can make four primary types of graphs; line graphs, bar charts, pie charts and scatter charts. You can also display some of the graph types in more than one format. For example, you can display bar charts that are standard, grouped, columnar, and so on.

The program makes extensive use of "Dialog Boxes," i.e., pull-down menus. This is another example of the ease of programming power that comes with OS-9 Level II, as these are really nothing more than small overlay windows. In essence, the program uses the popular point-and-click method of operation. Just move the pointer to one of the main menu items listed across the top of the screen, click a button, and a submenu appears.

The graphs may be drawn on the screen or printed out. The screen drawing is fast — again another plus with using OS-9 Level II. Additionally, a series of graphs may be tied together into a slide-show for presentation. *Phantomgraph* contains a sequence editor to allow for the creation of a sequence file (called a Drawing file).

For hard copy printouts, the program contains a unique printer driver. Instead of merely supporting the Tandy mode of DMP printers, it also supports the IBM mode of its printers.

One of the most time-consuming aspects of using *Phantomgraph* is enter-

ing data on which to base a chart. But the programmer has even made this a little easier. The Utilities section of the main menu contains two utility files, under Convert. They are DYNAL, which converts data from *DynaCalc* spreadsheet files into data usable by *Phantomgraph*, and SYLK, a procedure to convert Symbolic Link (SYLK) files to *DynaCalc* files, which can then be converted to *Phantomgraph* data.

Aside from the couple of bugs in the manual, this program is excellent, and the graphs it produces are first-rate. The most amazing thing about the graphs is that if you don't like the way the data looks in a pie chart, for instance, you can simply select another graph type and have it quickly redrawn. The graphs are suitable for business use, for use at the PTA, for home use, school use, or just about anywhere you want to make a good presentation. In short, *Phantomgraph* is an excellent program.

(Tandy Corporation, 1700 One Tandy Center, Ft. Worth, TX 76102; \$39.95. Available in Radio Shack stores nationwide.)

#26-3276

— Kerry Armstrong

Software

CoCo 1, 2 & 3

Chemistry Tutor — An Excellent Learning Tool

Chemistry Tutor is a two-disk set for the CoCo 1, 2 or 3. The disks are not copy-protected and can be backed up for your own protection. The program can be booted with the DOS command or by typing RUN "BOOT". The user is first presented with four options on a menu screen: Start Text, Start Test, Element Data and End Program.

The first option, Start Text, provides the user with six lessons covering the various technical aspects of the elements. The information provided is based on text found in various books such as *The New Encyclopedia Britannica* and *General Chemistry Principles and Structure*. The information provided consists of various definitions such as, "Matter is defined as anything that takes up space and has mass. Mass is the amount of matter that the substance possesses and has a unit of weight."

Obviously, the intent of this program

is to assist a person in the study of chemistry. The information provided can be found in text books, but many people learn faster and more thoroughly when prompted by a computer. At various places throughout the lessons, a high resolution display of the element or definition is presented. The periodic table is also presented in the Hi-Res mode.

PERIODIC TABLE DATA	
1 ELEMENT	OXYGEN
2 ATOMIC NUMBER:	8
3 ATOMIC SYMBOL:	O
4 ATOMIC WEIGHT:	15.9994
5 COMMON VALENCE:	-2
6 SPECIFIC GRAVITY:	1.14
7 MELTING POINT (°C):	-218.8
8 BOILING POINT (°C):	-183
C)CONTINUE OR R)RETURN	

Start Test provides the user with a multiple-choice test on each of the six available lessons. The user is prompted with the correct answer if an incorrect one is input. A continuing score is provided so that the student can keep track of his or her progress.

The third option, Element Data, provides the user with a submenu of four additional options: Study Periodic Table, Find Element Data, Quiz on Periodic Table and End This Program. If you choose to study the periodic table, you can do it either sequentially or randomly from the 106 available elements that are loaded into the computer's memory. If you choose to find element data, you can look it up by name, atomic number or atomic symbol.

The last option is a quiz on the periodic table, and the student can be quizzed by element name, atomic number or atomic symbol. The student's score is also monitored during the test and presented on the screen.

I found *Chemistry Tutor* to be an excellent learning tool. The programs are well-structured, and the many graphics pages are very-well-done and of textbook quality. The programs are easy-to-use, user-friendly and self-prompting. I believe chemistry students and teachers will benefit from this software, and I recommend it without reservation.

(A to Z Unlimited, Software Division, 901 Ferndale Blvd., High Point, NC 27260, 919-882-6255; \$42 plus \$3 S/H)

— Robert Gray

GrafFind — Organize Your Picture Files

GrafFind is a handy graphics utility to help you organize your *CoCo Max*, *Graphicom II* and *MacPaint* picture files.

It allows you to view, rename, kill and transfer pictures from one disk to another easily and recognizes all standard 6K or 12K graphics picture files, regardless of extensions such as .MAX, .BIN, etc.

The program supplied on disk is not copy-protected, so making backup copies for your own use is not a problem. The program is written for all models of CoCo with at least 32K of RAM. It works fine on the CoCo 3, as well, but your pictures will appear in black and white if you are using the CM-8 Tandy RGB monitor.

The program works with RS-DOS 1.0 or 1.1 and the author claims that it works with ADOS, too, but I did not verify that. I did try it with RS-DOS 1.1 and ADOS 3 on my CoCo 3, and in both cases the program booted with the DOS command. The documentation is good and easy to follow. Although the program is not difficult to use, a built-in help file is available by typing ? at the user prompt.



The program is loaded in and, after a colorful title screen, the user is asked questions relating to the number of drives in use and to which drive possible file transfers will be sent. After the disk files are read into memory, they are displayed on the Hi-Res screen in two-column format with their appropriate file extension. The user can either view, transfer, kill or rename any file on the disk. You can also enter an N for a new disk without having to break out of the

program and restart it. I tried each command and did not have any trouble manipulating the files contained on several of my picture disks.

The only possible problem I encountered was that the author (Steve Ricketts) used the high speed and super high speed pokes in the program. While these pokes are desirable from an operational viewpoint and improve overall program operation and flow, they do create a problem on some of the older models of the Color Computer. Fortunately, the pokes are pointed out in the documentation and can be removed from the BASIC listing using CoCo's built-in line editor. I doubt that CoCo 2s would have any problem with these pokes. The program ran fine on my CoCo 3, but I had to remove the pokes before it would run on my old CoCo 1. If you buy this program and your computer locks up, be sure to remove these offending pokes after loading, and edit the listing before running.

GrafFind is a good utility program and is well-written for the CoCo picture buff. If you have lots of pictures and want a way to move them around easily, I suggest you consider this program.

(RainyDay Software, 10625 SE 362nd Ave., SP.B-32, Boring, OR 97009, 503-663-2423; \$10)

— Jerry Semones

Hardware

CoCo 1, 2 & 3

CoCo XT — Well-Designed Hard Drive Interface

Many CoCo users reach a point where they consider the use of a hard drive system. Three conditions have made this consideration less practical than it might have been. First, the cost of hard drive systems for the CoCo have not been "user-friendly." Secondly, there is a lack of general knowledge on the part of most users about how to put such a system together. Finally, most hard drive systems available in the CoCo Community have only been usable under OS-9.

The CoCo XT and CoCo XT-RTC, from Burke & Burke, address all three of these concerns quite well. It is possible to set up a 20-Meg hard drive

system for around \$400 using the CoCo XT interface. To set up such a system requires little technical expertise. If you purchase the optional *Hyper-I/O* software from Burke & Burke, you can use the hard drive system without going to OS-9. As shipped, the interface includes a wide variety of drivers and software for building a descriptor specific to your hard drive for use under OS-9.

The CoCo XT is designed to accept the common and popular Western Digital WD1002-WX1 and WD1002-27X (RLL) hard drive controllers used in IBM PCs and compatibles. These controllers are often shipped with bare hard drives as a package. It is easy to find low-cost 20- and 30-Meg drives in many of the "clone" magazines and catalogs. It isn't uncommon to find an ad for a bare 20-Meg drive with controller for around \$260. Just make sure the controller is one of those listed above when you order the hard drive. In addition, you will need to purchase a case with power supply to house your new drive. These can be found through advertisers in THE RAINBOW.

Installation of the system is fairly straightforward and is well-covered in the user's manual accompanying the CoCo XT. You install the controller in the CoCo XT interface and connect the data and control cables between the controller and the drive. Mount the drive in the case and connect the power supply cable. Put the top on the hard drive case and enclose the interface/controller combination in its protective "sandwich." Plug the interface into Slot 3 of your Multi-Pak Interface and you are ready to begin software installation.

Simply boot OS-9 (all versions are supported) and follow the instructions in the CoCo XT user's manual. When creating the device descriptor for your particular hard drive, you will be asked for specific parameters concerning that drive. These can be found on the data sheet, which should accompany the drive when you purchase it. In addition, Burke & Burke has thoughtfully provided a table of specifications for the more common hard drives.

Since I had recently pulled a 20-Meg Seagate drive with a WD1002 controller out of my compatible and had a spare drive case with power supply on hand, I was ready to go when I received the CoCo XT interface. All told, installation was complete in about an hour. Of course, then came the somewhat tedious task of copying all of my commands and software to the hard drive. Proper use of the Dsave command lessened the

severity of this chore, however, and I was *soon under way*.

The interface used for this review was the CoCo XT-RTC. This unit is identical to the CoCo XT except that it includes a hardware real-time clock. In addition to the driver and descriptor software, Burke & Burke provides several utilities for setting and reading this clock. Now when I boot my system, it tells me what time it is. I found the clock to be a handy and very welcome addition — well worth the additional \$30.

From an OS-9 standpoint, the Burke & Burke interface presents a very viable option to the serious CoCo user. While installation may require some limited working knowledge of OS-9, the procedure is explained thoroughly. The interface is well-designed, and it is obvious that considerable thought went into the project during its conception. I commend Burke & Burke for providing such an alternative to the CoCo Community.

(Burke & Burke, P.O. Box 1283, Palatine, IL 60078, 312-397-2898; \$69.95; w/real-time clock, \$99.95)

— Cray Augsburg

Software

CoCo 3

ColorVenture **RAMDISK — Instant Access for the CoCo 3**

ColorVenture has released their version of the popular RAM disk for the CoCo 3. The extra memory available in the 512K CoCo 3 makes the use of a RAM disk not only practical but fun. The *ColorVenture RAMDISK* sets up two 35- or 40-track, memory-resident disk drives, providing instant access to programs or files stored in them. It's reset-protected and lets you use up to four physical drives in addition to two RAM disks. If you have ColorVenture's *Printer Lightning* spooler program, you will have the advantage of the RAM disks and printer spooler without losing any BASIC memory. All of the present disk commands are supported, and you can save your default setup so that you

won't have to reconfigure it every time you boot up the computer.

A two-page, easy-to-follow instruction sheet is provided, making installation quick and easy. The program is not copy-protected, so make backup copies for your own peace of mind.

After loading, you are required to answer whether or not you want to use the default settings. New users should answer this with an N if this is the first use of the program.

If you answer no to the default question, you are provided with prompts asking what physical drives you have and by what number to designate them. In my case, since I have two drives, I set up drives 0 and 1 as my physical drives, and drives 2 and 3 as my RAM disks. If you goof, you can restart the whole process by simply pressing the BREAK key. When you are finished you will have four drives available.

To see the RAM disks in action, I put a disk chock full of games and utilities in Drive 0, typed BACKUP 0 TO 2, and pressed ENTER. As usual, the Drive 0 light came on, the drive churned a bit and then stopped. Typing DIR 2 revealed that the entire contents of the disk in Drive 0 had been copied onto the RAM disk designated as Drive 2. I was then able to LOAD or LOADM any of the programs and RUN or EXEC them with instant speed.

The RAM disk is really fast in this regard, but unlike a physical disk that remembers its contents when the power is turned off, the RAM disk is volatile. That is, if you turn off the power with important data stored in it, it will be lost! So you must remember to frequently save new programs or data in the RAM disk to a real honest-to-goodness floppy.

Because *RAMDISK* is memory-resident, some programs will not work. One case in point is *Telewriter-80* — the enhanced, 80-column, CoCo 3 version of the popular *Telewriter-64* word processing program. OS-9 Level II does not work, either. There may be problems with other programs due to conflicts in memory allocation, but most of the software I tried worked fine.

One other feature I was impressed with was a provision to recover your data or program stored in a RAM disk in case of a computer crash — provided you don't turn off the computer in frustration.

I liked *ColorVenture RAMDISK*. I found it easy-to-use and a perfect companion to my CoCo 3. While no RAM disk is ever as safe as a real floppy due

to its RAM dependency, it does provide an excellent method for instant access to frequently used programs and data that have been saved to a floppy.

(Dr. Preble's Programs, 6540 Outer Loop, Louisville, KY 40228, 502-241-6474; \$19.95 plus \$2.50 S/H)

— David Gerald

Software

CoCo 3

The Director — **Create Exciting Graphics Presentations**

The Director is the sequel to the *My Artist* program produced by SEESOF in 1987. (See RAINBOW Reviews, October 1987.) *The Director* is a graphics sequencer, but it goes beyond the ordinary. It allows the user to produce graphics displays with sound or music, color changes and time delays.

The Director requires a Tandy Color Computer 3 and may be run on a cassette or disk-based system. The program is written in BASIC, but it is fast. It makes use of numerous menus to allow the user to produce a short program file that will run a graphics/sound sequence. The program's manual is well-written and thorough.

What makes *The Director* special is its ease of use. With all the available sub-menus, the user can walk right through the program and create an exciting graphics presentation.

The first step in creating a sequence is to gather together the picture files you will be working on. *The Director* is not a drawing program, so these picture files have to be created with other programs or taken from other sources. Because *The Director* is essentially a sequel to *My Artist*, the picture format the authors decided on was the same format used by that program. However, the programmers have included a CONVERT utility program on the program disk that will capture almost any CoCo 3 HSCREEN picture and convert it to the *My Artist* format.

Bear in mind that the CoCo 3 Hi-Res mode graphics do take up a lot of disk space, so you will not be able to get too many different picture files on a disk. This is the greatest limitation to the sequencer program. Fortunately, the

actual "sequence" program that *The Director* creates is not very long and takes little disk space.

I suggest the next step you take is to make some rough pencil sketches of your pictures and note the color codes for each major area of the picture. (You may recall that one of the exercises in the CoCo 3 manual was to make a list of each of the 64 color codes and name each color. It will be extremely helpful to you to find that old list, because you are going to need it.)

The reason for the sketches is quite simple. One of the major features of *The Director* is that it allows you to make changes in the various colors in your pictures. You may change individual palette slots or all of them on the fly. This makes for some degree of animation in the sequence. This feature, coupled with the Time Delay feature and the Repeat feature, can add a little life to your graphics presentations.

The Time Delay feature allows the user to set the amount of time a picture will remain on the screen before the next event happens. The event could be a color change, a picture change, or a bit of sound or music. Repeat allows the user to set up cycles of events that can

be done over and over again to make a larger presentation.

Similar to Repeat is the Jump function. Jump is used to jump or skip over several events to another starting place in the sequence. Essentially, a sequence is nothing more than a list of events.

The Music/Sound features can be handled in one of two ways — either by utilizing a prerecorded cassette tape, which the sequence list will turn off and on at the designated time, or by utilizing BASIC's sound functions. Sound effects are created by the tone and duration functions of the CoCo 3 and, coupled with the REPEAT command, fairly decent sound effects can be created. Music may be created using BASIC's PLAY commands. Again, the Repeat function may be used to make longer musical pieces.

Once the user has gone through all the various steps to create a graphics sequence, he or she can run the sequence list while still in *The Director*. This allows the user to fine-tune or edit the sequence and then save the finished product to disk or cassette. Likewise, the user can always reload the sequence file into the program and add to or edit it further.

When the sequence has been saved to the disk with the picture files, the editor program is no longer needed. The authors have provided a short program on the program disk called DISPLAY, which they have included as shareware. This means the user can feel free to provide copies of his or her graphics presentations to others. DISPLAY does only one thing. It allows the user to load in a sequence file and then displays the graphics/sound sequence for viewing and listening.

You don't have to be limited to your CoCo 3 and monitor to show off your artistic talents. The CoCo 3 does have true video and audio output jacks that can be hooked to a VCR, and with the graphics and sound capabilities, some pretty neat videos could be made. Think about it. Like I said before, *The Director* is not just an ordinary graphics sequencer.

(SEESOF, P.O. Box 574, Beaufort, SC 29901, 803-524-0116; *The Director*, \$39.95; *My Artist and The Director*, \$49.95)

— Kerry Armstrong

Still keeping the books the way Grandpa did? Then you need CoCo-Accountant

Tired of scrounging through old shoeboxes full of receipts, canceled checks and bills? Looking for an easy way to organize your finances when the tax man calls? Then you need **CoCo-Accountant**, the best-selling home and small business accounting program for the Color Computer. All you have to do is set up a chart of accounts and begin entering transactions. Checks, credit card expenses, income. In any order. **Just toss it in and CoCo-Accountant sorts it out.** No fuss, no muss, no mess.

When you're through, CoCo-Accountant will dazzle you with an array of reports that will answer the three basic questions we all ask about our finances: **Where did it come from? Where did it go? And what can I deduct from my taxes?**

Here's what it can do for you:

- ⇒ List and total expenses and income by **month**.
- ⇒ List and total expenses and income by **account**, for any month or the whole year.
- ⇒ List and total expenses or income by **payee or income source** for any month or the whole year.
- ⇒ Track, list and summarize **tax-deductible expenses**.
- ⇒ Track, list and summarize expenses subject to **sales tax**. Even calculates total sales tax you paid!
- ⇒ Produce a **printed spreadsheet** showing activity by month and account for the whole year!
- ⇒ **Balance your checkbook**, of course!
- ⇒ Sort entries by date and store files on tape or disk.
- ⇒ Up to 900 entries in a single file.
- ⇒ **Requires 64K CoCo or CoCo 3.**



Coco-Accountant is \$34.95 on tape or disk. Be sure to specify which you want when you order. We accept VISA and MasterCard. COD orders, add \$3.00. Send check or money order to the address below or call our toll-free order line. For information, call 301-521-4886.

Federal Hill Software 8134 Scotts Level Rd. Baltimore, Md. 21208. Toll-free orders 800-628-2828 Ext. 850



The following products have recently been received by THE RAINBOW, examined by our magazine staff and issued the Rainbow Seal of Certification, your assurance that we have seen the product and have ascertained that it is what it purports to be.

Avatex 1200e, a 1200/300 bps stand-alone modem designed for the home, school or portable computer. For the CoCo 1, 2 and 3. *Cinsoft, 2235 Losantiville Avenue, Cincinnati, OH 45237, (513) 396-7638; \$99; \$109 w/ CoCo cable; \$139 w/cable and Autoterm.*

Big Pix 3, a 64K graphics editor that produces a picture that is 456 pixels wide and 565 pixels high. For the CoCo 1, 2 and 3. *Tothian Software, Inc., Box 663, Rimersburg, PA 16248; \$24.95.*

EZWriter, a 32K ECB word processor. Features allow you to save, retrieve and revise letters on tape or disk; save mailing lists; and print labels. For the CoCo 1, 2 and 3. *E.Z. Friendly Software, Hutton & Orchard Streets, Rhinecliff, NY 12574, (914) 876-3935; \$19.95.*

Graphic Echo II, a 32K graphics screen dump available on disk or tape. For the CoCo 1, 2 and 3. *Tothian Software, Inc., Box 663, Rimersburg, PA 16248; \$14.95.*

Home Publisher, a 128K desktop publishing program. Detailed graphics images and different sizes of text allow you to produce newsletters, memos, certificates, or any other small document using your computer and an ordinary printer. For the CoCo 3. *Tandy Corporation, 1700 One Tandy Center, Fort Worth, TX 76102; \$39.95. Available in Radio Shack stores nationwide.*

Iron Forest, a 128K light phaser game. Your mission is to protect the sacred White Dove. Use your phaser to zap the evil creatures that inhabit the forest and threaten the dove. For the CoCo 3. *Diecom Products, Inc., 6715 Fifth Line, Milton, Ontario, Canada L9T 2X8, (416) 878-8358; \$28.95 U.S.; \$38.95 Cdn.; light phaser w/interface, \$34.95 U.S.; \$49.95 Cdn.; game and phaser together, \$59.95 U.S.; \$83.95 Cdn.*

Mr. Corey, a 64K graphics Adventure. As a member of a secret government organization, your mission is to spy on the notorious Mr. Corey. Unfortunately, you are captured and find yourself in a room with a nuclear time bomb. The fate of the world lies within your hands. For the CoCo 1, 2 and 3. *Valkyrie Software, P.O. Box 2120, Monroe, NY 10950, (914) 783-0191; \$19.95 plus \$2 S/H.*

The Power Stones of Ard, a 128K Adventure game. The object of the game is to find the Spirit Stone of Ard. Create your own character and begin your journey into a land of magic and monsters. For the CoCo 3. *Three C's Projects, P.O. Box 1323, Hamlet, NC 28345, (919) 582-5121; \$18.*

Sub Battle, a World War II Simulation. For the CoCo 3. *Epyx, 600 Galveston Drive, Redwood City, CA 94063; \$29.95. Available in Radio Shack stores nationwide.*

System 5, a 512K Systems, a 128K graphics generator that features 320-by-192 16-color graphics, pull-down and page-down point-and-click menus, full screen workspace, nine different fonts, and more. For the CoCo 3. *Elec-Soft, 803d W. 47th Street, Norfolk, VA 23508, (804) 451-1255; \$12.*

F First product received from this company

The Seal of Certification program is open to all manufacturers of products for the Tandy Color Computer, regardless of whether they advertise in THE RAINBOW.

By awarding a Seal, the magazine certifies the product does exist — that we have examined it and have a sample copy — but this does not constitute any guarantee of satisfaction. As soon as possible, these hardware or software items will be forwarded to THE RAINBOW reviewers for evaluation.

— Judi Hutchinson

TOM MIX COMPANIES

FLIGHT 16*† - This is the very finest flight simulation program on the market today. Flight 16 will work with all color computers. Flies very much like a Cessna 150. Is a full instrument aircraft with sound effects and out-the-window graphics. As a REAL bonus feature, you may design your own airports and flight areas.

\$34.95

WORLDS OF FLIGHT*† - A real-time flight simulation of a sophisticated ultra-light aircraft which generates panoramic 3-D views of ground features as you fly in any of nine different "worlds." The manual included explains the instrument panel, the basis of flight control, etc. For the serious simulation buff!

\$30.95 **32K**

P51 MUSTANG ATTACK/FLIGHT SIMULATION*† - The ultimate video experience! For the first time ever, two CoCo's can be linked together via cable modem. (If playing via modem, both computers require a copy of the program.) Or play alone and sharpen your skills against a non-combatant computer drone.

\$30.95 **32K**

APPROACH CONTROL SIMULATION* - "Caught in a blinding snowstorm, two jet airliners are on a collision course. Hundreds of lives are at stake! A high-speed disaster is inevitable unless you act fast. . . ." This and many other scenarios await you as the Air Traffic Controller. Experience firsthand challenges, frustrations and pressures felt by all Air Traffic Controllers!

\$25.95 **32K**

THE KING*† - This is a color computer classic! Looks and plays like the popular arcade game. Contains the same four screens as the original: barrels, pins, jacks, and conveyors. Super graphics!

\$25.95 **32K**

TRAPFALL*† - The "pitfalls" in this game are many. Fight your way through the jungle collecting hidden treasures as you go.

\$20.95 **16K**

KATERPILLAR II*† - The CoCo has needed a perfect centipede-type game since day one. You will throw all imitations aside when you see this.

\$20.95 **16K**

BUZZARD BAIT*† - We've done it again. Outstanding high resolution graphics and sound make this "joust" type game a must for your software collection. One or two players.

\$20.95 **32K**

MS. MAZE*† - Ms. Maze combines brilliant color, high resolution, detailed graphics and music to make it look and play like the arcade version. It is the closest thing to the arcade Pac games that we've seen for the CoCo! Arcade Aces — this one's for you!

\$20.95 **32K**

CUBER*† - The hazards faced by Cuber are many! Help him change the colors of the pyramid while avoiding the many dangers always present.

\$20.95 **32K**

VEGAS GAME PAK*† - Now you can bring Las Vegas home with you! This package contains six different games: Video Keno, Video Poker, and Video Blackjack, plus three slot machine lookalikes, Bar 5, 3 Line, and Right/Left.

\$24.95 **16K**

GOLD FINDER*† - Here's the quality you have come to expect from TOM MIX! While avoiding enemies, pick up all the pieces of gold along the way; then ride, the elevator to the top to solve each level. Sixty-nine levels. PLUS now you can create your own levels.

\$20.95 **32K Disk only**

THE SAILOR MAN*† - Avoid the punches of the Bigfat-badguy and the flying bottles thrown by the Oldgullyseawoman to rescue Elsie and win her heart! One or two players. More great sound and graphics from the author of "The King!"

\$25.95 **64K**

SPECIAL OFFER:

Order two, take \$5.00 off total
Three or more, take \$8.00 off total

MONEYOPOLY*† - Now you can play the popular board game on your color computer! Probably the most realistic computer board game simulation ever. Contains all the features of the original game. Two to four players.

\$20.95 **32K**

DRACONIAN*† - Your mission is to destroy all of the enemy bases within each sector, rescue as many astronauts as possible and dock with the friendly base at the top of the sector. Your spaceship can move in eight different directions. An exciting program with outstanding graphics and sound!

\$20.95 **32K**

elec*TRON*† - Patterned after the popular arcade game, there are four men on your team and four subgames to complete.

\$20.95 **16K**

THE WILD WEST - CoCo III Only - The notorious desperado Black Bart has escaped from jail and is on his way to Dry Gulch to recover his hidden fortune. Can you capture him? Four voice music and sound effects and a vocabulary of over 100 words!

\$20.95 **Disk only**

WIZARD'S DEN* - Another of our outstanding graphic adventures! You must recover the Gem of Damocles, stolen by the Evil Wizard. His magic is strong and he can make you see things that don't exist!

\$20.95 **64K Disk only**

LUNCHTIME*† - Your chef, Peter Pepper, is surrounded! Dodge pickles, hot dogs and eggs while building hamburgers. Fast paced action for either one or two players.

\$19.95 **32K**

BREWMASTER*† - Move along the end of the bars serving beers to your thirsty customers, but watch out for falling glasses and rowdy customers!

\$15.95 **32K**

MAUI VICE*† - Step into the shoes of Crock and Bubbs in this graphic adventure and gather evidence. A new story generated each time you play!

\$20.95 **64K extended basic, Disk only**

CHAMBERS*† - Loosely based on Cosmic Chasm, in each level you must destroy all of the evil creatures. In all there are 20 series of chambers with 20-35 interconnected rooms.

\$15.95 **32K**

DRAGON SLAYER* - Save the villagers of Pendor from Icarus, the bloodthirsty dragon! He lives in a cave way up in the mountains, which is a treasure chest full of gems and cashbags. Be on the lookout for enemies and barriers at all times! Ten levels with sixteen rooms per level; over 160 exciting screens.

\$20.95 **32K Disk only**

VEGAS SLOTS - CoCo III Only - Seven of the most popular slot machine games found in Vegas are yours for the price of one: MultiBars, Fruit MultiBars, Right-Left/Left-Right, Lucky Dollar, Melons and Bars, Fruit and Bar 5. Designed to be as real as being there. One of the most outstanding programs we have ever offered.

\$29.95 **Disk only**

VIDEO CARDS & KENO - CoCo III Only - Play Video Poker, Jokers Wild, Blackjack, and Keno. These games are so real you expect to see Wayne Newton walk by! Outstanding graphics and movement. Wanna Bet?

\$29.95 **Disk only**

TEACHERS DATABASE II* - Allows teachers to keep computerized files of students. • Up to 100 students, 24 items per student • Statistical analysis of scores • Grades can be weighed, averaged, percentaged • Test result graphs/grade distribution charts

\$59.95 **64K TDBII Disk Only**

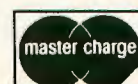
\$42.95 **32K TDB**

More educational software available.

TOM MIX SOFTWARE

P.O. Box 201
Ada, Michigan 49301
616/676-8172

- Specify tape or disk when ordering
- Add \$3.00 postage/handling
- MI residents add 4% sales tax



* CoCo 1, 2, 3 compatible

† Joystick required

Write for free catalog

ARCADE GAME SALE

NOW! Here's your chance to have your own collection of Arcade favorites:

Package #1

Donkey Kong
Centipede
Pitfall
Donut Dilemma
Joust

\$49.95

Package #2

Popeye
Ms. Pacman
Tron
Burger Time
Q*Bert

\$49.95

Package #3

Pacman
Frogger
Quix
Bartender
Loderunner

\$49.95

OR: 2 packages only \$94.95; 3 packages only \$139.95

Each package contained on more than one unprotected diskette (Sorry, disk only). This is high quality software that formerly sold for as high \$34.95 each.

Please add \$4.00 shipping on this special offer only.

Memory Souped Up, Running Hot

My 512K memory card from Disto tends to run very hot. Also, the heat sink in the CoCo 3 runs very hot. After some hours of use, the computer crashes, and memory check programs reveal errors and sometimes crash themselves. Any ideas?

*Franz C. Shattuck
(GSCOMP)
Hillsboro, NH*

First of all, I doubt that the make of the memory upgrade board is in any way the problem. It certainly is true that the power supply of the CoCo 3 runs its power transistor and associated heat sink quite hot in "normal" operation. A cure could involve replacing that transistor with a beefier TO3 cased unit, and whether or not you changed the transistor, you'd have to mount the regulator transistor on a more massive heat sink.

David Schoepf of Vicksburg, Mississippi, found this fix to be very effective in cutting down on the heat inside his CoCo 3, which had become intolerable when he added his 512K upgrade board. He observed that, before, the heat sink on the transistor was so hot you could not touch it without being burned. When he substituted a big, thick aluminum plate for the wimpy little heat sink Tandy supplied, the plate ran warm, but not too hot to touch. This is rather a technical hassle, and many folks consider using fans instead.

I am not a fan of fans, myself . . . I hate the noise they make, and feel the CoCo design should be able to run with convective cooling alone. But fans *do* offer the easiest solution to this sort of problem. It also seems to be the case that different brands and speeds of memory chips for the 512K board run

Martin H. Goodman, M.D., a physician trained in anesthesiology, is a longtime electronics tinkerer and outspoken commentator — sort of the Howard Cosell of the CoCo world. On Delphi, Marty is the SIGop of RAINBOW's CoCo SIG and database manager of OS-9 Online. His non-computer passions include running, mountaineering and outdoor photography. Marty lives in San Pablo, California.

Just What the Doctor Ordered

**By Marty Goodman
Rainbow Contributing Editor**

at varying temperatures. Current wisdom would indicate that the best chips for a 512K upgrade board are NEC brand 150 or 120 NS chips. You might want to consider trying out a different set of memory chips in your board.

Finally, you might want to experiment with a different timing fix from the one recommended by Disto. Disto and most other 512K board makers recommend cutting C65 and C66 off the board to fix the timing for their 512K board. A different fix, one that some report is successful in making their DRAMs run a little cooler, is the one recommended by Hemphill Electronics for their board. They have you *leave* both C65 and C66 in place and instead have you put a 47-ohm resistor in parallel with R22 on the board. R22 is a 120-ohm (brown-red-brown-gold) resistor. You may want to try this, though you will, of course, have to reinstall the caps you removed or disconnected originally.

Testing the Environment

How can I detect whether my program is running on a CoCo 3 vs. a CoCo 1 or 2?

*Jim Sparks
(ESCOMAN)
Aurora, CO*

There are any number of ways to do that. Roger Bouchard (HARBIE) of

Montreal, Quebec (one of our more knowledgeable experts on the intricacies of CoCo 3 Disk BASIC), suggests checking location \$E7. If it's 0, 1 or 2, you've got a CoCo 3. Those numbers will also tell you which text screen mode the CoCo 3 is in at the time.

My own suggestion would be to see if you are able to both write to and read from the first six bits of the palette registers at \$FFB0 through \$FFBF. That is, choose a few of those registers, read what you find in them, save that, then try writing stuff into them and seeing if you can recover that same data from those registers when you read them. Be sure to mask out (AND 00111111) the high order two bits of those registers when you do both the reading and writing. And, when done with this test, be sure to restore to those registers what you found in them originally.

If you find you can write data into and then read it out of the registers in that range, then you have a CoCo 3. If not, you have a CoCo 1 or 2. Note that Roger's suggestion is dependent on the way the CoCo 3's "superBASIC" ROM software works, whereas my suggestion is independent of the BASIC ROM and relies on a hardware characteristic of the GIME chip.

Horizontal Overscan

I'm having trouble with a CM-3 color composite video monitor when using it with a CoCo 3. In the 32-, 40- and 80-column modes, two or three characters are cut off on both the right- and left-hand sides. Can you help?

*Dave Barnes
(GLENSIDE)
Glenside, IL*

This is not surprising. You see, when composite video color monitors and TVs leave the factory, they tend to be adjusted for folks who will be using them to show TV and VCR material. Now, TV and VCR viewers don't want to see even the slightest amount of black border around their pictures on the screen, so the sets have their horizontal width adjusted to be a bit *wider* than the actual width of the screen. In tech jargon, one would say that most commercial composite color monitors are

C B A S I C - I I I

The ULTIMATE Color Computer III Basic Compiler!!!

If you want to write fast efficient Machine Language Programs and you don't want to spend the next few years trying to learn how to write them in Assembly language or with a cheap compiler, then CBASIC III is the answer!!!

CBASIC III is the only fully integrated Basic Compiler and Program Editing System available for the Color Computer 3. It will allow you to take full advantage of all the capabilities available in your CoCo-3 including 512K RAM, without having to spend years trying to learn assembly language programming. CBASIC III allows you to create, edit and convert programs from a language you are already familiar with Enhanced Disk Color Basic, into fast efficient machine language programs easily and quickly. CBASIC III supports all the enhanced hardware available in the CoCo-3, including Hi-Res Graphics, & Screen displays, Extended Memory and Interrupts (Keyboard, Timer, Serial & Clock). It is 99% syntax compatible with Enhanced Disk Color Basic, so most Basic programs can be loaded and compiled with little or no changes required.

The compiler is an optimizing two-pass integer compiler that converts programs written in Basic into 100% pure 6809 Machine Language programs which are written directly to disk in a LOADM compatible format. The programs generated by the compiler are run as complete stand alone programs. A built in linker/editor will automatically select one and only one copy of each run-time library subroutine that is required and insert them directly in the program. This eliminates the need for cumbersome, often wasteful "run-time" packages.

CBASIC III is for both Beginning & Advanced Users

CBASIC III is a Powerful tool for the Beginner or Novice programmer as well as the Advanced Basic or Machine Language programmer. You can write programs without having to worry about Stack Pointers, DP registers, memory allocation, and so on, because CBASIC III will handle it for you automatically. All you have to do is write programs using the standard Basic statements and syntax. For the Advanced Basic and Machine Language programmers, CBASIC III will let you take command and control every aspect of your program, even generating machine code directly in a program for specialized routines.

CBASIC III adds many features not found in Color Basic, like Interrupt and Reset handling, to give you a level of control only available to very advanced Machine Language programmers. Plus, we made it exceptionally easy to use, not like some other compilers. CBASIC III is the friendliest and easiest compiler available for the Color Computer III.

CBASIC III has Full Command Support & Speed

CBASIC III features well over 150 Basic Commands and Functions that fully support Disk Sequential and Direct access files, Tape, Printer and Screen I/O. It also supports ALL the High and Low Resolution Graphics, Sound, Play and String Operations available in Enhanced Color Basic, including Graphics H/GET, H/PUT, H/PLAY and H/DRAW, all with 99.9% syntax compatibility. CBASIC III also supports the built in Serial I/O port with separate programmable printer & serial I/O baud rates. You can send and receive data with easy to use PRINT, INPUT, INKEY, GETCHAR and PUTCHAR commands.

CBASIC III is FAST. Not only will CBASIC III compiled programs execute 10 to several 100 times faster than Basic, but the time it takes to develop a CBASIC III program versus writing a machine language program is much, much shorter. A machine language program that might take several months to write and debug could be created using CBASIC III in a matter of days or hours, even for a well experienced machine language programmer. We had a report from one CBASIC user that claimed "a Basic program that used to take 3 hours to run, now runs in 7 to 8 minutes". Another user reported a program that took 1 to 1 & 1/2 hours to run in Basic, Now runs in 5 to 6 minutes!!!!

CBASIC III is more than just a Compiler

CBASIC III has its own completely integrated Basic Program Editor, that can be used to create and/or Edit programs for the compiler. It is a full featured editor with functions designed specifically for writing and editing Basic programs. It has built in block Move and Copy functions with automatic program renumbering. Complete, easy to use inserting, deleting, extending and overtyping of existing program lines. It is also used for Loading, Saving, Appending (merging), Killing disk files and displaying a disk Directory. It also has automatic line number generation for use when creating programs or inserting sequential lines between existing lines. You can set the printer baud rate and direct normal or compiled listings to the printer for hard copy. The built in editor makes program corrections and changes as easy as "falling off a log". If CBASIC III finds an error when compiling, it points to the place in the program line where the error occurred. All you have to do is tell the editor what line you want to start editing and when it is displayed, move the cursor with the arrow keys to the place where the error is and correct it. Just like that, it's simple.

Selectable 32/40/64/80 Column Displays in 192 or 225 Res.

CBASIC III is the only Color Basic Compiler that includes it's own 32, 40, 64 or 80 by 24 line display in 192 or 225 Resolution. All of these display formats are part of the standard CBASIC III compiler package. Not only can they be used for normal program editing and compiling, but can also be included in your compiled programs, with a single command, "HIRES"!! The run-time display package is not just a simple "WIDTH 80" display, but a full featured package, far more advanced than the "WIDTH 40 or 80" displays. It will let you do things you expect like "PRINT @" as well as X,Y positioning. You can select characters per line, underline, character highlight, erase to end of line or screen, home cursor, home & clear screen, protect screen lines, and much more.

128K and 512K RAM Support

CBASIC III makes full use of the powerful and flexible GIMI chip in the Color Computer 3. It will fully utilize the 128K of RAM available and install 2 Ultra Fast Ramdisks if 512K is available, for program Creation Editing and Compilation. You can easily access all 512K of memory in a Compiled program thru several extended memory commands that can access it in 32K or 8K block and single or double bytes. CBASIC III also allows your program to use the upper 32K of RAM space automatically for variables or even program storage at run-time. It will automatically switch the RAMs in and out when needed. There are also two other commands that allow you to control the upper 32K of RAM manually, under program control. No other Color Basic compiler directly supports the use of Extended RAM like CBASIC III.

All Machine Language

CBASIC III is completely written in fast efficient Machine Language, not Basic, like some other Color Basic compilers. Because of this, CBASIC III can edit and compile very large programs, even using the 80 column displays it can handle almost 40K of program. Some of the other Basic compilers can only work with 16K or about 200 lines. Even working with large programs, CBASIC III compiles programs with lightning fast speed. It will compile a 24K program to disk in less than 2 minutes! That's without a listing being generated. We've heard stories about some other compilers that take almost 10 minutes to compile a simple 2-3K program. You might inquire about this when you look at some of the other compilers available.

Compare the Difference

CBASIC III is not just another Color Basic Compiler. It is the only complete Basic Compiler System for the Color Computer. Compare CBASIC III's features to what other compilers offer and you'll see the difference. When comparing CBASIC III to other compilers you might want to keep some of these questions in mind. Does it support I/O functions? You can't write much of a program without PRINT, INPUT and so on. What about complex string statements, or strings statements at all? Can you compile a complex string like: MID\$(RIGHT\$(DAS\$(VAL(IN\$),LEN(LE\$)),3,3)? How large of a program can you write? Can you use two character variable names for string & numeric variables, like Basic? Does it support all the Hi-Res graphics statements including H/PLAY, H/DRAW, H/GET and H/PUT, using the same syntax as Basic? Do you ever have to use a separate Basic program? How long would it take to compile a 24K program? Can you take complete Basic programs and compile them without extensive changes? Will they work? How do you edit a program when it has errors compiling?

The Finished Product

Since CBASIC III contains statements to support ALL of the I/O devices (Disk, Tape, Screen & Printer), Hi-Res Graphics, Sound, and Enhanced Screen displays, it is well suited for a wide range of programming applications. When CBASIC III compiles a program, it generates a complete, Ready to Run machine language program. The finished product or program does not have to be interfaced to a Basic program to perform some of its functions or commands. This may seem obvious to you, but some of the other Color Basic compilers don't necessarily work this way. Some of their compiler commands need a separate Basic program in order for them to work. In some cases, they require that a separate Basic program be interfaced to the compiled program to perform I/O functions, like INPUT, PRINT and so on. CBASIC III doesn't do this, ALL of it's commands are compiled into a single machine language program, that does not require any kind of Basic program to make it work.

Price Verses Performance

The price of CBASIC III is \$149.00, it is the most expensive Color Basic Compiler on the market, and well worth the investment. We spent over 3 years writing and refining CBASIC III, to make it the Best, most Compatible Color Basic compiler available. Most of our CBASIC III users already bought one or more of the other compilers on the market and have since discarded them. Before you buy a compiler, compare the performance of CBASIC III against any Color Basic compiler. Dollar for Dollar CBASIC III gives you more than any other Color Basic compiler available.

Requires 128K & Disk \$149.00

"Over the years, few products have impressed me as much as this one."The Rainbow, December 1987

To order CBASIC III by mail, send check or money order for the amount of purchase, plus \$3.00 for shipping & handling to the address below.

To Order by VISA, MASTERCARD or COD call us at (702) 452-0632 (Monday thru Saturday, 8am to 5pm PST)

CER-COMP LTD.

5566 Ricochet Avenue
Las Vegas, Nevada 89110
(702) 452-0632

adjusted to have "horizontal overscan." This "overscan," as you noticed, is *not* desirable for text display.

The fix consists of readjusting the horizontal width to make it narrower and then, as need be, centering the image. On some monitors this is very straightforward, for both horizontal width and position controls are accessible from the front or back of the monitor. On other monitors, you may have to open up the set to find one or both of these controls.

The horizontal width control is typically a ferrite slug in a coil. On some sets there is so much horizontal overscan designed in that even after you maximally adjust the H width control for the narrowest width, there is still overscan. At that point you must consider replacing that coil with a different one, or altering the value of the capacitor used with that coil to generate the horizontal scan. TV repair technicians should be able to help you.

Printer Buffer Fix

Here's a quick fix to a printer problem I had. I have a Panasonic printer with a 1K buffer on board, driven by my CoCo's bit-banger serial port using a serial-to-parallel converter. When I added a Panasonic brand 4K addition to that buffer, the printer ceased to work. I returned the 4K buffer and ordered a 64K buffer from Polygon (made by Performance Peripherals). This, too, failed to work. Finally, I realized the problem: The placement of the buffer between the printer and my serial-to-parallel converter interrupted the power the converter needed to get from the printer. I made up a little power supply for that converter, ran it off that, and am now able to use whatever buffer I please.

John C. Burke
Fremont, CA

CoCo 3 Battery Backup

Can the CoCo 3 be fitted with a battery backup such as that Harold Wolff described on Page 46 of the March 1987 issue of RAINBOW?

Michael Lewis
Seattle, WA

Yes! The delightfully simple and effective circuit Harold Wolff describes will work just fine on a CoCo 3. You merely need to hook that source of 9 volts DC through the diodes to the junction of D1 and D2 on the CoCo 3

motherboard. This junction is the side of the diode that is nearest Capacitor C62. Or just use an ohmmeter to determine which side of D1 is hooked to a side of D2. You must, of course, ground the battery to the motherboard, as per Harold's instructions. To make absolutely sure you've got the right spot on the right diode, just hook a volt meter to that spot and see if the voltage there (with respect to ground on the CoCo 3 board) reads about 10 volts when the CoCo is turned on. If it does, you've got the right spot.

OS-9 Games and Old Controllers

Why does Koronis Rift not work on my CoCo 3? I'm using a J&M controller with double-sided Toshiba drives and RS-DOS Version 1.0. The game loads and runs fine on a friend's system that also has a J&M controller. When I use his controller on my system, the game also works.

Mark D. McDowell
Kokomo, IN

The oldest model of J&M controllers often has problems running under OS-9 and other programs that run the CoCo 3 at "double speed." Note that not all of them have this problem, but many do. I recommend you call J&M about fixing the controller for you to make it compatible with the CoCo 3.

Calling the Dog

I am interested in using my CoCo 2, along with a tape recorder and a photocell-based detector, to detect when my German shepherd jumps over a fence and to activate a recording of my voice calling her back. Have you any suggestions?

Robert Schumacher
Tucson, AZ

I don't believe that a computer is appropriate technology for that project. It seems gross overkill for the task at hand. One or two 555 timer chips would do the job just as well — better, actually, for they would be both simpler and more reliable. As for detecting the dog jumping over the fence, it is hard to do that in broad daylight with a "photocell." Some sort of ultrasonic detector might make more sense, although you might be able to use a pulsed infrared detection system, such as that used by Radio Shack's photocell detector (Cat No. 49-551 or 49-307 might be exactly what you need, although the range is limited to 30 feet). Those and similar

units often have built-in provisions for turning on the alarm (the tape recorder with the continuous loop tape in your case) for several seconds, then turning it off. That would be exactly what you need. You could then merely hook the tape control switch on your tape recorder to the alarm, switch contacts on that photocell detector, and your project would be complete. I strongly feel that involving a full general-purpose microcomputer in the project would be a mistake.

It might interest you to know about a "dog trainer" friend of mine who used a pressure pad sensor to detect when the dog jumped on the bed. The pad activated a continuous tape loop for a few seconds that said (in the owner's voice), "I see you, Hannah! *Bad Girl!* Get down off that bed!" This unit used two 555 timer chips, and worked quite well.

An Inexpensive Transistor

A 2N3055 appears to work just fine as a replacement transistor for the pass power supply regulator transistor in a CoCo 2. This is of interest because the 2N3055 is widely available (Radio Shack carries it as Part No. 26-2020) and quite inexpensive.

Roger Krupski
(HARDWAREHACK)
Buffalo, NY

Thanks very much for that useful tip. Your observation is even more interesting to me because the CoCo 2's service manual (American version) implies that not just any old transistor can be substituted for that pass transistor. Yet the 2N3055 is as generic an NPN power transistor as one could imagine.

Your technical questions are welcomed. Please address them to CoCo Consultations, THE RAINBOW, P.O. Box 385, Prospect, KY 40059.

We reserve the right to publish only questions of general interest and to edit for brevity and clarity. Due to the large volume of mail we receive, we are unable to answer letters individually.

Questions can also be sent to Marty through the Delphi CoCo SIG. From the CoCo SIG> prompt, pick Rainbow Magazine Services, then, at the RAINBOW> prompt, type ASK (for Ask the Experts) to arrive at the EXPERTS> prompt, where you can select the "CoCo Consultations" online form which has complete instructions.

CBASIC III EDITOR/COMPILER

The ULTIMATE Color Computer III BASIC COMPILER!!!

If you want to write fast efficient machine language programs and you don't want to spend the next few years trying to learn how to write them in Assembly language or with a cheap compiler, then CBASIC III is the answer!!!

CBASIC III is the only fully integrated Basic Compiler and Program Editing System available for the Color Computer 3. It will allow you to take full advantage of all the capabilities available in your CoCo-3 including 512K RAM, without having to spend years trying to learn assembly language programming. CBASIC III allows you to create, edit and convert programs from a language you are already familiar with Enhanced Disk Color Basic, into fast efficient machine language programs easily and quickly. CBASIC III supports all the enhanced hardware available in the CoCo-3, including Hi-Res Graphics, & Screen displays, Extended Memory and Interrupts (Keyboard, Timer, Serial & Clock). We even added advanced commands not available in Basic to give you a level of control only available to very advanced Machine Language Programmers. Plus we made it exceptionally easy to use, not like some other compilers. CBASIC III is the friendliest and easiest compiler available for the Color Computer III.

CBASIC III is a powerful tool for the Beginner as well as the Advanced Basic or Machine Language programmer. You can write programs without having to worry about the Stack, DP Register, memory allocations and so on, because CBASIC III will handle it for you automatically. For Advanced users, CBASIC III will let you control every aspect of your program, even generating machine code directly in a program easily.

CBASIC III features well over 150 Compiled Basic Commands and Functions that fully support Disk Sequential and Direct access files, Tape, Printer and Screen I/O. It supports ALL the High and Low Resolution Graphics, Sound, Play and String Operations available in Enhanced Color Basic, including Graphics H/GET, H/PUT, H/PLAY and H/DRAW, all with 99.9% syntax compatibility. CBASIC III also supports the built in Serial I/O port with separate programmable printer & serial I/O baud rates. You can send and receive data with easy to use PRINT, INPUT, INKEY, GETCHAR and PUTCHAR commands.

CBASIC makes full use of the powerful and flexible GIMI chip in the Color Computer 3. It will fully utilize the 128K of RAM available and install 2 Ultra Fast Ramdisks if 512K is available, for program Creation, Editing and Compilation. You can easily access all 512K of memory in a Compiled program thru several extended memory commands that can access it in 32K or 8K blocks and single or double bytes.

CBASIC has its own completely integrated Basic Program Editor which allows you to load, edit or create programs for the compiler. It is a full featured editor designed specifically for writing Basic programs. It has block move and copy, program renumbering, automatic line number generation, screen editing, printer control and much more.

The documentation provided with CBASIC III is an 8 1/2 by 11 Spiral Bound book which contains approximately 120 pages of real information. We went to great lengths to provide a manual that is not only easy to use and understand, but complete and comprehensive enough for even the most sophisticated user.

CBASIC III is the most expensive Color Basic Compiler on the market, and well worth the investment. You can buy a less expensive compiler for your CoCo-3, and then find out how difficult it is to use, or how limited its features are. Then you'll wish you had bought CBASIC III in the first place. Dollar for dollar, CBASIC III gives you more than any other compiler available. If you can find a better CoCo-3 Basic Compiler then buy it!!!

Requires 128K & Disk \$149.00

DATA PACK III PLUS V1.1

SUPER SMART TERMINAL PROGRAM AUTOPILOT & AUTO-LOG PROCESSORS X-MODEM DIRECT DISK FILE TRANSFER VT-100 & VT-52 TERMINAL EMULATION

- No lost data even at 2400 Baud on the COCO-3 Serial I/O port.
- 8 Display Formats, 32/40/64/80 columns at 192 or 225 Res.
- 50K Text Buffer when using the Hi-Res Text Display & Disk.
- ASCII & BINARY disk file transfer support via XMODEM.
- Directly record receive data to a disk file (Data Logging).
- VT-100 terminal emulation for VAX, UNIX and other systems.
- VT-100/52 cursor keys, position, insert/delete, PF & Alt. keys.
- Programmable Word Length, Parity, Stop Bits and baud rates.
- Complete Full and Half Duplex operation, with no garbled data.
- 9 Variable length, Programmable Macro Key buffers.
- Programmable Printer rates from 110 to 9600 baud.
- Send Files directly from the Buffer, Macro Keys or Disk.
- Display on Screen or Print the contents of the Buffer.
- Freeze Display & Review information On Line with no data loss.
- Built in Command Menu (Help) Display.
- Built in 2 Drive Ramdisk for 512K RAM support and much more.

Supports: R.S. Modem-Pak & Deluxe RS-232 Pak, even with Disk.

Requires 128K & Disk, \$59.95

EDT/ASM III

128/512K DISK EDITOR ASSEMBLER

EDT/ASM III is a Disk based co-resident Text Editor & Assembler. It is designed to take advantage of the new features available in the CoCo-3 with either 128K or 512K of memory. It has 8 display formats from 32/40/64/80 columns by 24 lines in 192 or 225 Resolution, so you use the best display mode whether you are using an RGB or Composite monitor or even a TV for your display. Plus you can select any foreground or background colors or even monochrome display modes. It will even support 512K by adding an automatic 2 drive Ultra Fast Ramdisk for lightning fast assembly of program source code larger than memory. There is also a free standing ML Debug Monitor, to help you debug your assembled programs. EDT/ASM III has the most powerful, easy to use Text Editor available in any Editor/Assembler package for the Color Computer.

- Supports Local and Global string search and/or replace.
 - Full Screen line editing with immediate line update.
 - Easy to use Single keystroke editing commands.
 - Load & Save standard ASCII formatted file formats.
 - Block Move & Copy, Insert, Delete, Overtyping.
 - Create and Edit files larger than memory.
- The Assembler portion of EDT/ASM III features include:
- Supports the full 6809 instruction set & cross assembles 6800 code.
 - Supports Conditional IF/THEN/ELSE assembly.
 - Supports Disk Library file (include) up to 9 levels deep.
 - Supports standard Motorola assembler directives.
 - Allows multiple values for FCB & FDB directives (unlike R.S. EDT/ASM)
 - Allows assembly from the Editor Buffer, Disk or both.

Requires 128K & Disk \$59.95

TEXTPRO IV

The ADVANCED COCO-3 Word Processing System

- 9 Hi-Res Displays from 58 to 212 columns by 24 lines in 225 Res.
- On Screen Display of Bold, Italic, Underline & Double Width print.
- Up to 8 Proportional Character Sets Supported with Justification.
- Up to 80 Programmable Function Keys & Loadable Function key sets.
- Fully Buffered keyboard accepts data even during disk access.
- Autoexecute Startup files for easy printer & system configuration.
- 8 Pre-Defined Printer function commands & 10 Programmable ones.
- Supports Library files for unlimited printing & configurations.
- Disk file record access for Mail Merge & Boiler Plate printing.
- Completely Automatic Justification, Centering, Flush left & right.
- Change indents, margins, line length, etc. anytime in the text.
- Create and Edit files larger than memory, up to a full disk.
- Easily imbed any number of printer format and control codes.
- Built in Ultra Fast 2 drive RAMDISK for 512K support.

TEXTPRO IV is the most advanced word processing system available for the COCO-3, designed for speed, flexibility and extensive document processing. It is not like most of the other word processing programs available for the Color Computer. If you are looking for a simple word processor to write letters or other short documents, and never expect to use multiple fonts or proportional spacing, then most likely you'll be better off with one of the other simpler word processors. But, if you want a powerful word processor with extensive document formatting features to handle large documents, term papers, manuals, complex formatting problems and letter writing, then TEXTPRO IV is what you're looking for. It works in a totally different way than most word processing programs. It uses simple 2 character abbreviations of words or phrases for commands and formatting information that you imbed directly in your text. There are over 70 different formatting commands you can use without ever leaving the text you're working on. There are no time consuming, and often frustrating menu chases, you are in total control at all times. You can see what the formatted document will look like before a single word is ever printed on your printer. Including margins, headers, footers, page numbers, page breaks, column formatting, justification, and Bold, Italic, Underline, Double Width, Superscript and Subscript characters right on the screen.

TEXTPRO IV can even support LASER PRINTERS with proportional fonts, take a good look at this AD? It was done with TEXTPRO IV on an OKIDATA LASERLINE-6 laser printer!!! All the character sets used on this AD are proportional spaced characters, all centering, justification, and text printing was performed automatically by TEXTPRO IV.

Requires 128K & Disk \$89.95

HI-RES III Screen Commander

The DISPLAY you wanted but didn't get on your CoCo-3

- 54 Different Character Sizes available from 14 to 212 cpl.
- Bold, Italic, Underline, Subscript, Superscript and Plain character styles.
- Double Width, Double Height and Quad width characters.
- Scroll Protect form 1 to 23 lines on the screen.
- Mixed Text & Graphics in HSCREEN 3 mode.
- PRINT @ is available in all character sizes & styles.
- Programmable Automatic Key repeat for fast editing.
- Full Control Code Keyboard supported.
- Selectable Character & Background color.
- Uses only 4K of Extended (2nd 64K) or Basic RAM.
- Written in Ultra Fast Machine Language.

HI-RES III will improve the standard display capabilities of the Color Computer 3, even the 40 and 80 column displays have several features missing. For example, you can't use PRINT @ or have different character sizes on the same screen, even when mixing text and graphics with the HPRINT command. HI-RES III can give you the kind of display you always dreamed about having on your CoCo-3, with a wide variety of display options that you can easily use with your Basic or ML programs.

HI-RES III is totally compatible with Enhanced Color Basic and its operation is invisible to Basic. It simply replaces the normal screen display with an extremely versatile display package. With the full control code keyboard, you can control many of HI-RES III extended functions with just a couple of simple keystrokes.

Requires 128K Tape or Disk \$34.95

512K RAMDISK & MEMORY TESTER

RAMDISK is an ALL Machine Language program that will give you 2 ULTRA High Speed Ram Disks in your CoCo-3. It does not need or require the OS-9 operating system. It works with R.S. DOS V1.0 or V1.1 and it is completely compatible with Enhanced Color Disk Basic! Plus it allows your CoCo-3 to run at double speed all the time even for floppy disk access!!! It will not disappear when you press reset like some other ramdisk programs. The MEMORY tester is a fast ML program to test the 512K ram. It performs several bit tests as well as an address test so you know that your 512K of memory is working perfectly.

Requires 512K & Disk \$19.95

"The SOURCE III"

DISASSEMBLER & SOURCE CODE GENERATOR

The SOURCE III will allow you to easily Disassemble Color Computer machine language programs Directly from Disk and generate beautiful, Assembler compatible Source code.

- Automatic label generation and allows specifying FCB, FDB and FCC areas.
- Disassemble programs Directly from disk, unlike other disassemblers.
- Automatically locates Begin, End and Execution address.
- Output Disassembled listing with labels to the Printer, Screen or both.
- Generates Assembler source files directly to disk or printer.
- Built in Hex/Ascii dump/display to locate FCB, FCC & FDB areas.
- 8 Selectable Display formats 32/40/64/80 columns in 192 or 225 Res.
- Selectable Foreground & Background colors & Printer Baud rates.
- Built in Disk Directory an Kill file commands.
- Menu display with single key commands for smooth, Easy operation.
- Written in Ultra Fast Machine Language.

Requires 128K & Disk \$49.95

To order products by mail, send check or money order for the amount of purchase, plus \$3.00 for shipping & handling to the address below.

To Order by VISA, MASTERCARD or COD call us at (702) 452-0632 (Monday thru Saturday, 8am to 5pm PST)

CER-COMP LTD.

5566 Ricochet Avenue
Las Vegas, Nevada 89110
(702) 452-0632



If you have an idea for the "Wishing Well," submit it to Fred c/o THE RAINBOW. Remember, keep your ideas specific, and don't forget this is BASIC. All programs resulting from your wishes are for your use, but remain the property of the author.

Every now and then I get a letter from someone who swears up and down that I have left a bug in one of my "Wishing Well" programs. Usually, I load the program to check it out and find that no bugs exist. Rest assured that all of my programs are tested extensively before they are published in these pages.

However, no one is perfect, and I must now admit that several recent programs do need correcting, but only for those of you who have a CoCo 3. Several months ago I finally broke down and bought a CoCo 3 system (disk drive and all). Granted, the change was long overdue. After working with the machine for a while, I started to notice what more than a few writers have pointed out to me: Some BASIC assumptions from the CoCo 1 and 2 do not automatically apply to the CoCo 3.

Therefore, this month's column is dedicated to offering short corrections or, more accurately, CoCo 3 modifications, to five recent "Wishing Well" programs, along with another nice little utility that I just threw together.

What Went Wrong?

With the exceptions of a few peeks and pokes, I have gone under the mistaken assumption that BASIC programs written for CoCos 1 and 2 were perfectly upwardly adaptable to the CoCo 3. This is true to a large degree — with the exception of one very important area that missed my attention.

The ever so popular red and blue artifact colors in PMODE4 graphics are a bit more predictable on the CoCo 3 than

Fred Scerbo is a special needs instructor for the North Adams Public Schools in North Adams, Massachusetts. He holds a master's in education and has published some of the first software available for the Color Computer through his software firm, Illustrated Memory Banks.

Five programs get
"colorized" on the CoCo 3

Revising the Reservoir

By Fred B. Scerbo
Rainbow Contributing Editor

they are on the CoCo 1 or 2. On CoCos 1 and 2, a color value of 2 or 3 might give you either red or blue, depending on your power-up. That is why so many programs have been written with the old "Press Reset Until Screen Is Red" command, which allows you to match the color set to what the program author had in mind.

For some reason, however, the CoCo 3 does not change its color set when you press the reset button. Therefore, programs that use the value 3 in a color set for red will never turn red, but will always remain blue. (Those of you using an RGB monitor have a whole different series of problems with artifact colors, but I am not even going to address those here.) This can cause problems with some machine language games, such as Tom Mix Software's *Donkey King* and *The King*, which were written years before the CoCo 3 came out. No matter how many times you press reset, you still get a blue ape!

Some of my earlier programs allowed you to select the color set from the keyboard by pressing A or B (e.g., *Rockfest I and II*, *Baseball Fever I and II*, *Football Fever*, etc.). However, in recent programs I have sometimes resorted to the reset routine because it does save time in programming. Let's take each of these programs one at a time and check the few short lines that

must be added to make them work correctly in color on the CoCo 3.

Even if you do not yet have a CoCo 3, you may want to make these changes because they will still work perfectly on a CoCo 1 or 2. That way, when you upgrade to a CoCo 3, these programs will be set to work.

Revising BLOOD

One of my favorite sets of Simulations has to do with the human body and how it works. *Knowing Your Body: How Your Blood Works* (May 1987, Page 38) is a talking Simulation on the human blood system. The graphics and animation are nice, but not if the blood is blue. The four program lines shown in Listing 1 are needed to correct the color set for a CoCo 3.

These four lines can be typed in after you have loaded the original program back into memory. By retyping these lines, you will replace the old lines with the same line numbers. Also, the blood will be red, not blue.

Revising HEART

The same goes for the Simulation *Knowing Your Body: How Your Heart Works* (June 1987, Page 106) — the sides of the heart would be colored incorrectly. The lines shown in Listing 2 will fix that problem.

Load in the program HEART first, and then type the two lines over, or edit them to make the necessary changes.

Revising Road Skills II

Recently I published two driver education programs. ROADSKIL, the first one, did not need any changes because it was done entirely in the text mode. However, the second one, *Road Skills II* (December 1987, Page 52), had graphics and used the reset routine to set the red and blue colors correctly. After loading in ROAD II, edit or type the six lines shown in Listing 3.

Revising CoCo Keys

CoCo Keys (July 1987, Page 112) is a nice keyboard instructor that helps students learn the keyboard. Even though the CoCo 3 has all its arrow keys on the right, I have not redrawn the keyboard, as that would require a major rewrite of the program. I have changed only those lines that impact the color set. (See Listing 4.)

Revising CoCo Keys 2

CoCo Keys 2 (August 1987, Page 92) was the second program in the keyboard series. Use the lines shown in Listing 5 to correct the color set.

The change in Line 465 will also allow you to exit the program by pressing SHIFT with the up arrow key. This feature was somehow left out of the program, so now seemed as good a time as any to correct it.

Save Your Fingers

The program modifications will be included on RAINBOW ON TAPE and on RAINBOW ON DISK as the following: BLOOD.FIX, HEART.FIX, DRIVE2.FIX, COCOKEYS.FIX and SPELLKEY.FIX.

Notice that each filename has .FIX as an extension. (Tape versions will not have the extension. If you are copying from tape to disk with a transfer program, you will need to rename the programs, e.g., rename "BLOOD.BAS" to "BLOOD.FIX". Then you must resave them in ASCII format after loading them, e.g., SAVE "BLOOD.FIX" ,A.)

If you have the modifications on disk in ASCII, you will be able to simply

merge them with the original programs. Use these commands:

```
LOAD "BLOOD.BAS" (the original)
MERGE "BLOOD.FIX"
```

The old lines will be replaced with the new lines without your having to type them in.

"Some BASIC assumptions from the CoCo 1 and 2 do not automatically apply to the CoCo 3."

A Nice Little Utility

I have been a fan of *Color Scripsit* for a long time, largely because it is so simple (though somewhat limited in power). One real pain I find when using it is having to go through the steps of making a backup copy. Therefore, I have thrown together the short program in Listing 6 that will speed up the process a little. You will still need to

swap disks several times, but you won't have to use the COPY command with all the different filenames and extensions. You need only switch the disk.

You might ask, "Why not just use BACKUP?" Well, sometimes you may have additional files on the disk you do not want copied. This speeds up the process. You can use this copier with any other disk files you want to copy — just change the data in the last line to reflect the files you want copied.

When using your own filenames, make sure to have the last piece of information be END, as you see in Line 100. Maybe this little program will be of help to you. I know it saves me some needless typing when making a backup of a disk.

Conclusion

I hope you are able to use these fixes if you have a CoCo 3. Even if you don't, you may want to make these merges so that some software is all set for you to use when you finally do upgrade. Those of you who are a bit let down by the lack of a totally new program this month, fear not — very soon I will have a new game for you! □

SPECIAL DEAL ON 500 PROGRAMS IS BACK!

BACK BY POPULAR DEMAND! GET OUR LATEST 50 DISKS OR TAPES FULL OF OVER 500 PROGRAMS. HERE IS WHAT YOU'LL RECEIVE:

- ★ Over 250 Utility/Home Application Programs including a Word Processor, Database, Spreadsheet, Disk Utilities, Business Software, Electronics Series, Educational Programs for Kids, plus much more!
- ★ Over 200 exciting games including King Pede, Kron, Star Trek, Flight Simulator, Wizard, Horse Races, Football, plus much more.
- ★ Over 30 adventures including Rambo, Haunted House, Power Sword, Skid Row, plus 32k graphic adventures.

Individual issues sell for \$9⁰⁰ each or \$450⁰⁰ for all 50. We slashed the price to only \$150⁰⁰!

REG. \$450

NOW

\$150⁰⁰

★★THIS MONTH ONLY★★


Buy this package of 500 programs and receive a free 6 month subscription.



WARM UP TO OUR WINTER PRICES ON SUBSCRIPTION SOFTWARE

THERE IS NO BETTER WAY TO ENJOY THE WINTER THAN TREATING YOUR COLOR COMPUTER TO 10 READY-TO-RUN PROGRAMS EACH MONTH. GET 12 DISKS OR TAPES A YEAR CONTAINING OVER 120 QUALITY PROGRAMS. A SUBSCRIPTION TO T & D SOFTWARE CONSISTS OF 10 READY-TO-LOAD PROGRAMS DELIVERED BY FIRST CLASS MAIL EVERY MONTH.

NO, WE ARE NOT THE SAME AS THE RAINBOW ON TAPE. IN FACT, MANY SUBSCRIBERS HAVE WRITTEN IN AND SAID THAT WE ARE MUCH BETTER THAN RAINBOW ON TAPE!



	PRICES	
	TAPE OR DISK	THIS MONTH ONLY
1 YEAR (12 issues)	79.00	60.00
6 MO. (6 issues)	49.00	35.00
1 ISSUE	9.00	8.00

Michigan Residents Add 4%
Overseas Add \$10 to Subscription Price
Personal Checks Welcome!

- ★ Available on COCO 1, 2, and 3
- ★ Includes Documentation
- ★ Over 4,500 Satisfied Customers
- ★ Back Issues Available From July '82 (Over 670 Programs)

TURN TO PAGE 178 & 179 FOR A COMPLETE LISTING



PLEASE SPECIFY TAPE OR DISK

T & D SUBSCRIPTION SOFTWARE, 2490 MILES STANDISH DR., HOLLAND, MI 49424 (616) 399-9648

Listing 1: BLOOD.FIX

```

275 PCLS2:A=0:B=56:CL=4:JK$=" PR
ESS RESET AND RUN IF SCREEN IS B
LUE.":GOSUB145:B=B+20:JK$=" PRES
S ENTER WHEN THE SCREEN IS RED."
:GOSUB145
310 R=2:FORI=4TO250STEP4:PSET(I,
0,R):PSET(I+2,2,R):NEXTI:GET(0,0)
)-(256,2),Y,G:FORI=4TO96STEP4:PU

```

```

T(0,I)-(256,I+2),Y,PSET:NEXTI
350 BL=3:A=(RND(70)*3)+13:B=RND(
66)+10:CIRCLE(A,B),26,BL,.6:PAIN
T(A,B),BL,BL:CIRCLE(A,B),26,R,.6
:PAINT(A,B),R,R:CIRCLE(A,B),12,1
,.6,.8,.4
410 PMODE2,6:PMODE1,6:X=3:GOSUB4
15:PAINT(60+WM,18),X,X:X=1:GOSUB
415:PAINT(60+WM,18),4,1:RETURN

```

Listing 2: HEART.FIX

```

320 DRAW"BM52,80C1E10BU8BR56R14"
:PAINT(40,60),3,1:PAINT(150,52),
2,1:PAINT(150,90),2,1:PAINT(100,
52),2,1:PAINT(86,52),3,1:PAINT(8
6,90),3,1:PAINT(62,26),2,1:PAINT

```

```

(56,2),3,1
330 PCLS2:A=0:B=56:CL=4:JK$=" PR
ESS RESET AND RUN IF SCREEN IS B
LUE.":GOSUB150:B=B+20:JK$=" PRES
S ENTER WHEN THE SCREEN IS RED."
:GOSUB150

```

Listing 3: DRIVE2.FIX

```

265 PCLS2:A=0:B=56:CL=4:JK$=" PR
ESS RESET AND RUN IF SCREEN IS B
LUE.":GOSUB135:B=B+20:JK$=" PRES
S ENTER WHEN THE SCREEN IS RED."
:GOSUB135
275 PCLS0:SCREEN0,0:R=3:BL=2:FOR
I=0TO256STEP4:PSET(I,1,2):PSET(I
+2,3,2):NEXT:DIMA(20):GET(0,0)-(
256,4),A,G:PCLS0
330 PCLS4:DRAW"S16C2BM128,120R10

```

```

E10U10H10L20G10D10F10R10":PAINT(
128,20),2,2:DRAW"C4BM128,116R9E9
U10H9L18G9D10F9R9"
375 DRAW"S25BM134,126C2M+14,-18H
L26GM+14,+18"
380 DRAW"BM134,86M+7,-9HL12GM+7,
+9":PAINT(128,18),2,2
390 JK$="YIELD":B=42:A=108:CL=2:
GOSUB135:JK$=" YIELD MEANS THAT
YOU DO NOT HAVE THE RIGHT OF WAY
.":GOSUB300

```

Listing 4: COCOKEYS.FIX

```

10 PMODE4,1:PCLS1:SCREEN1,1:PMOD
E3:PCLS3
295 DRAW"BM2,34":FORI=1TO14:GOSU
B465:PAINT((I*18)-6,28),2,2:NEXT
300 DRAW"BM4,52":FORI=1TO11:GOSU
B465:PAINT((I*18)-2,42),2,2:NEXT
:DRAW"C4U14R32D14NL32BR4":PAINT(
(I*18)-2,42),4,4:GOSUB465:PAINT(

```

```

242,42),2,2:PAINT(242,42),4,1
305 DRAW"BM4,70U14R28D14NL28BR4"
:FORI=1TO10:GOSUB465:PAINT((I*18
)+6,60),2,2:NEXT:DRAW"U14R28D14L
28":PAINT((I*18)+6,60),2,2:PAINT
(236,60),2,2:PAINT(236,60),4,1
350 PAINT(236,60),3,1
465 DRAW"C2U14R14D14NL14BR4":RET
URN

```

Listing 5: SPELLKEY.FIX

```

10 PMODE4,1:PCLS1:SCREEN1,1:PMOD
E3:PCLS3
280 DRAW"BM10,16":FORI=1TO13:GOS
UB495:PAINT(4+(I*18),12),2,2:NEX
T
285 DRAW"BM2,34":FORI=1TO14:GOSU
B495:PAINT((I*18)-6,28),2,2:NEXT
290 DRAW"BM4,52":FORI=1TO11:GOSU
B495:PAINT((I*18)-2,42),2,2:NEXT
:DRAW"C4U14R32D14NL32BR4":PAINT(
(I*18)-2,42),4,4:GOSUB495:PAINT(

```

```

242,42),2,2:PAINT(242,42),4,1
295 DRAW"BM4,70U14R28D14NL28BR4"
:FORI=1TO10:GOSUB495:PAINT((I*18
)+6,60),2,2:NEXT:DRAW"U14R28D14L
28":PAINT((I*18)+6,60),2,2:PAINT
(236,60),2,2:PAINT(236,60),4,1
340 PAINT(236,60),3,1
465 IFX$=G$(Z) THEN475ELSEIFX$=""
THEN445
495 DRAW"C2U14R14D14NL14BR4":RET
URN

```

Listing 6: COPIER

```

10 REM EASY COPY-BY F.B.SCERBO
(C) 1988
20 READ A$:IFA$="END"THEN60
30 GOSUB70
40 COPY A$
50 GOTO20
60 CLS:PRINT"COPY COMPLETED":END


```

```

:NEW
70 CLS:PRINT"INSERT SOURCE DISKE
TTE AND PRESS'ENTER'"
80 X$=INKEY$:IFX$<>CHR$(13)THEN8
0
90 RETURN
100 DATA "DOS/BAS","DOS/BIN","SC
RIP/BIN","COPIER/BAS",END

```

Tandy — the Joystick Pick


 The only joysticks that I can find on the market for the CoCo are the ones from Radio Shack. Are there any other brands that will work with the CoCo? And where can I get colored ribbons for my DMP-105?

Ron Mills,
Bonnyville, Alberta

RX Atari joystick interfaces are available for the CoCo, but Atari-type joysticks have switches instead of the potentiometers that are in the CoCo's sticks. With the Atari-type sticks, the computer can sense only certain directions, making them incompatible with much CoCo software. The Tandy deluxe joystick is a bargain. It is made by Kraft, one of the leaders in the field.

The Great Lakes Ribbon Company, in Kettering, Ohio, (800) 621-9127, claims over 300 styles of ribbons in black, red, blue and green.


Relational Reference

 Where can I get information on how to write a relational database system for the CoCo?

Bob Williams
Baltimore, MD

RX *RISS: A Relational Database Management System for Mini-computers* by Meldman, et al, Van Nostrand Reinhold, 1978, contains BASIC source code for a relational database system.

Random Executions

 Sometimes when I load in a machine language program, I type EXECC instead of EXEC. When I do this, the




By Richard E. Esposito
Rainbow Contributing Editor
with Richard W. Libra

machine's memory messes up and I get garbage on the screen. Would you please explain what is happening?

Chris Romance
Massapequa Park, NY

RX When you type EXECC, you are telling the computer to execute a machine language program that has an EXEC address at the address in memory that is stored in the BASIC variable C. If you have not stored a value in C, it defaults to zero. So, in effect, you have typed EXEC 0, and the computer starts executing at Address 0. Since there is no rational machine language program at Address 0, the computer executes those "random" instructions, giving you garbage on the screen. When this occurs, the safest thing to do is to power down and start over.

Multi-Pak Upgrade


 I purchased a CoCo 3 and a 512K RAM upgrade along with a Tandy CM-8 monitor. Now with many of my machine language games I get beautiful black-and-white pictures. Is there special hardware or software I can use

to correct this situation? I have heard that the CoCo 3 is incompatible with the Multi-Pak #26-3124. When I power up the CoCo 3 and the Multi-Pak at the same time via a power strip, everything seems to work OK, but if I first power the Multi-Pak and then the computer, I get a screen full of garbage.

Jean Gravelle
Gatineau, Quebec

RX Your Multi-Pak can be upgraded with a satellite board, which requires soldering. The board is available from Radio Shack National Parts (#AXX-7119). The instructions on how to perform this upgrade appeared in Marty Goodman's "A PAL for Your CoCo 3" (January 1987, Page 98). This upgrade can also be done by Radio Shack for an additional service charge. The older Multi-Paks (#3024) are upgraded more easily by replacing the PAL chip (plug-in replacement #AXX-7123 — no soldering necessary).

Computer Doe

 I just acquired an Infoton Mod. Vistar GT 050001 computer. I repaired it, and now it does work, but I'd like to know if it's compatible with anything. I tried contacting the manufacturer, but my letter was returned as non-deliverable.

Dan Griffin
Avondale, AZ

RX If it has a Z-80 or 8080 microprocessor, it might be CPM. If it has an Intel 8088 or 8086, it might be DOS. Otherwise, it's one of the many orphaned computers that did not have the staying power of the Color Computer. Our beloved CoCo even predates the IBM PC and is still a viable machine because the 8/16 bit 6809E processor it uses was right on the leading edge of technology at the time of its introduction. Tandy has rightly continued the line, upgrading it over the years while maintaining all-important backward compatibility with previous CoCos. The CoCo survived industry shakeouts that killed off many of its rivals such as Texas Instrument's 99/4A, the Osborne-1, Atari 800, Commodore VIC 20, etc.

Richard Esposito is a senior project engineer with Northrop Corp. He holds bachelor's, master's and doctorate degrees from Polytechnic Institute of Brooklyn. He has been writing about microcomputers since 1980.

Richard Libra is a simulator test operator for Singer Link Simulation Systems Division.

Beefing up BASIC

R Can you use other languages besides ML to program the extra keys on the CoCo 3 to execute commands such as PRINT#-2,? Tandy's Model 100 has a method for programming its 'F' keys, and it would be nice to be able to do this with the CoCo 3.

Steven Bosze
Brooklyn, NY

R ADOS-3, sold by SpectroSystems, adds a number of enhancements to Disk BASIC, including special keys for PRINT#-2.

ML CoCo-PC Transfer

R Is there any way to transfer machine language programs from a CoCo to an IBM PC compatible?

Elliot Markus
Wyncote, PA

R The code can be transferred with CoCo Util II, sold by Spectrum Projects. But since the IBM PC and compatibles can run only machine language programs written for the Intel 8086, the CoCo's Motorola 6809E code will be available only for examination on those machines (it will not run on an 8086).

The Dirt on Downloading

R How can I download programs and run them? I'm using a CoCo 1 and Colorcom/E Version 2.3.

Bill Pennington
Middlesex, NJ

R Generally speaking, most terminal programs have a buffer capture function to let you capture data received from the system you're connected to. On Delphi or other BBSs, you can use this feature to download ASCII text or program files. The procedure on Delphi (similar for other BBSs or services) for a simple ASCII buffer capture is as follows:

- 1) Clear your terminal's buffer.
- 2) At the ACTION> prompt, enter DOWN.
- 3) After Delphi tells you to "Press Return When Ready," open your buffer and press ENTER. You will see the file on your screen.
- 4) When the download is complete, you'll see a message like "Download of 132 Lines Complete." With some termi-

nal programs you will hear a beep, as well. Close your buffer and save the contents to tape or disk. If there is more than one file to be received, clear your buffer and press ENTER to start receiving the next file. Note: If the file is a BASIC program, you will get a ?DS Error message when you load the program back into the CoCo; however, this has no ill effect on the program. After loading, re-save the program to eliminate this error.

The procedure for an Xmodem download (not available with all terminal programs, but needed to download non-ASCII files or machine language files) is as follows:

- 1) At the ACTION> prompt, enter XDOWN. Delphi will respond after a few seconds with OK, RECEIVE!
- 2) Switch your terminal program into Xmodem receive mode. The file will be transmitted after a pause.
- 3) After the transfer is complete, save your buffer contents to tape or disk. You may need to specify how the file is to be saved (machine language or ASCII).

CoCo 3 Shows Off

R I would like to really show off my CoCo 3. Is there a way to run programs such as Koronis Rift, Deskmate and Rogue in windows? Is there a way to use my Hi-Res Joystick Interface with Deskmate 3? How do I fix programs to run with a hard disk?

Tony Mantegna
Brooklyn, NY

R It is possible to create an OS-9 boot that supports both graphics windows and VDG screens. First, use config to create a customized version of OS-9, selecting your favorite parameters and term_win. Then using OS-9Gen, create an improved boot using in your bootlist the newly created OS-9Boot with Vdgint.ID from the Modules directory. After building a system with this boot, you can create VDG windows using the normal window descriptors by typing xmode /wn type=1; shell i=/wn& where n = window number. You can then press CLEAR to select a window to run one of your VDG programs.

Note that many VDG programs require patching because they are hard-coded to run with .TERM. Kevin Darling, assistant SysOp on CIS, volunteered the following patch for Deskmate 3, which makes its windows

compatible and also fixes it so that it uses the Hi-Res Joystick Interface:

```
LOAD /D0/CMDS/DESK
MODPATCH -S
L DESK
C 00F0 03 02
C 00F1 10 12
C 00F2 3F 12
C 00F3 84 12
C 00F4 10 12
C 00F5 25 12
C 00F6 19 12
C 00F7 CF 12
C 00FF 00 01
C 0CAB 26 12
C 0CAC 08 12
C 0CBE 26 12
C 0CBF 08 12
C 1DC7 7D F6
C 1DCB B2 3A
C 1DC9 86 45
V
```

To make this change permanent, use the Level I Save utility or the Save utility that comes with Multi-Vue.

Koronis Rift can be made VDG window-compatible with this patch:

```
LOAD /D0/CMDS/KORONIS
MODPATCH -S
LOAD KORONIS
C 2B 03 02
C 2C 10 12
C 2D 3F 12
C 2E 84 12
V
```

Rogue will run in a normal window after running Makegw to set up the graphics. Note that after saving patched routines, you need to use attr to reset the permissions.

Instead of patching programs piecemeal for a hard disk, I set up my Burke & Burke hard disk with three descriptors — /D0, /H0 and /D0 — all referring to my hard drive so that old floppy software (using /D0), old hard disk software (using /H0) and new software (using /DD) all work without drive access modifications. I set up new descriptors /F0, /F1, etc., for my floppies.

For a quicker response, your questions may also be submitted through RAINBOW's CoCo SIG on Delphi. From the CoCo SIG> prompt, pick Rainbow Magazine Services, then, at the RAINBOW> prompt, type ASK for "Ask the Experts" to arrive at the EXPERTS> prompt, where you can select the "Doctor ASCII" online form which has complete instructions.

OWL-WARE

Proven Technology New CoCo 3 Utilities

Great for 512K Systems! From Color Venture and OWL-WARE

PRINTER LIGHTNING

A great print spooler which gives you 44K print buffer from a 128K CoCo and up to 438K (200 pages!) from a 512K CoCo. With this spooler you can run a program while you are printing a file. The spooler does not slow down the computer to any noticeable extent while you are running a second program and no lost characters arise. Baud rates selectable. *Printer Lightning* can reside in memory along with *RAMDISK*!

RAMDISK

Using 512K CoCo 3 you have access to 2 additional disk drives in RAM. All disk commands are supported, and the data are Reset button protected. You can now have up to 5 disk drive capacities on line at once and can assign the ram disks to any drive number. By making the ramdisk Drive 0, all programs which require a lot of drive access will run much faster. You can have the *RAMDISK* in memory at the same time as the *Printer Lightning*!

BACKUP LIGHTNING

This program is the fastest way to make backup copies of your files using a 512K CoCo. You can backup 35, 40, or 80 track disks single or double sided. Both RS and OS-9 disks may be backed up. The original disk is saved to memory and a copy can be made on an *unformatted disk* every 45 seconds! The lightning read, write, format, and verify routines that were developed make this program much quicker than RSDOS or OS-9 for backups. This will become one of your most used programs!

• **NEW** • **NEW** •

Only **\$19.95** each. 3 for **\$39.95.**

SPECIAL With our 512K Upgrade (Next page) only **\$2.** each or 3 for **\$5!**

Announcing:

The finest graphics/drawing program for the COCO 3!

Da Vinci 3

- 16 colors on screen at one time
- Modify each color from 64 available colors
- Use composite or RGB monitor
- Draw with custom paintbrushes
- Full resolution 320 X 192
- Picture converter for conversion of COCO 2 pictures to COCO 3
- Multiple text fonts
- Accepts input from joystick, X-pad, mouse, or touch-pad
- Boxes, circles, line, paint generation
- Screen dump for Tandy mono and color ink-jet printers, (NX-10 and others pending)
- Sensible price
- No additional hardware required because of course/fine joystick movement modes
- Zoom mode for individual pixel editing
- Great on screen menu which is removable at the touch of a key to allow full screen edit

128K or 512K COCO 3

\$37.95



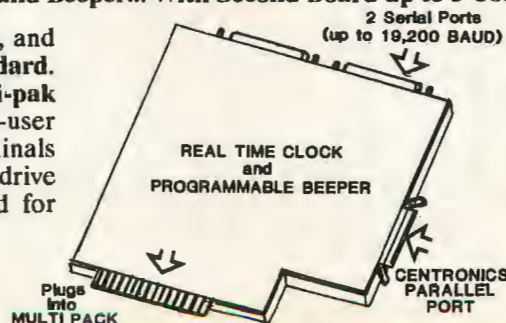
Super I/O Board for OS-9

Each Board Provides 2 Serial Ports and Centronics Parallel Port
First Board has Real Time Clock and Beeper... With Second Board up to 5 Users

The serial ports are usable up to 19,200 Baud, and the parallel port is a true Centronics standard. Plug into your multi-pak. On CoCo 3, multi-pak must be upgraded. You will have a multi-user system with additional computers or terminals plugged into the serial ports. An OWL hard drive and 512K upgrade are strongly recommended for multi-user systems.

Intro Price... **\$169.**

BOARD 2... **\$145.**



OWL-WARE

P.O. Box 116-A
Mertztown, PA 19539

ORDER LINES (only)

(800) 245-6228

(215) 682-6855 (PA)

Proven Technology

On the Razor's Edge of the Color Computer Frontier

OS-9 Hard Drive Systems

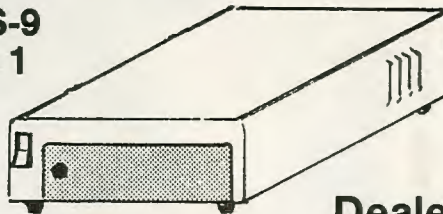
Proven Performance for Demanding Home or Business Use
Drive Access is at Least 8 Times Faster than Floppy Drives
Control up to 2 Drives per Controller each as Continuous Storage

Every hard drive system is **complete** with software, hard drive, controller, heavy-duty power supply, and LR Tech Interface. When a complete drive system is ordered, the drive is fully assembled, tested, and burned in for 3 full days. This ensures dependability and optimum performance.

We have now been supplying CoCo hard drive systems and parts for systems for more than 2 years. This is the longest history in the CoCo market of any available drive system. About 3/4 of all hard drive systems currently in use in the CoCo market use the LR Tech/OWL-WARE system. We have reached this position in the CoCo hard drive market by providing our customers with a quality product that they (and we) can be proud to own and use.

A number of drive systems were in the market place when the LR Tech Interface was introduced and 2 have been introduced since. Most of these are no longer available. We provide the only system which provides a combination of standard interface (SASI), rugged unit construction (not hacked to a floppy drive controller), high speed, and reasonable price. **These systems are even several times faster than the standard XT hard drive system.** Ideal for multi-user system because processor does not stop for hard drive access.

**For OS-9
Levels 1
and 2**



Dealers

System Prices: *New!*
\$469. \$619. \$739. \$1,069.

10 Meg. 20 Meg. 40 Meg. 80 Meg. (2x40 Meg.)

Inquiries Invited!

Hard Drive Interface (Includes Software)

For those who want to put together their own system, we have an exclusive arrangement to distribute the LR Tech Interface. Please note that an interface is not a controller. **A Xebec, WD, or Adaptec SASI controller are required for a drive system.**

To assemble a hard drive system yourself requires some reasonable knowledge of OS-9 and electronic construction and **a hard drive that works.** CoCo 3 users will have to upgrade their Multi-pak.

Only \$119.

Xebec Controller \$135.

CoCo 3 512K Upgrade

The LR Tech 512K upgrade uses all **gold contacts** and **120 nanosecond 256K chips.** Provides large system memory from OS-9 Level 2.

**Without
Mem Chips \$49.**

**With (CALL: Sorry,
Chips the price of
RAM CHIPS is
going up)**

Special! See software offer on previous page.

Hard Drive Basic

New For the CoCo 3!

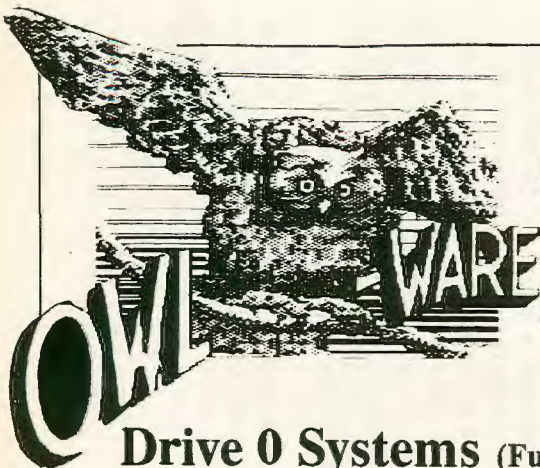
In Answer for the Many Requests to Run BASIC from a Hard Drive

With the development of the CoCo 3, OWL Ware has been able to provide a truly professional Hard Drive System using OS-9. There has not, however, been a method of running your programs from the standard BASIC. With this latest development of the CoCo software aces, it is now possible to partition your hard drive into RSDOS and OS-9 sections. The OS-9 partition runs your OS-9 normally. The RSDOS section is further divided into a number of floppy sized units to run RSDOS programs. The familiar RS disk commands work normally.

There is little more that must be learned.

All of these RS drive sections are available at all times. It is not necessary to use assign commands and get access to only a few of these sections. Programs that use RS-BASIC should work as will all programs which do not force their own disk drivers.

Call about prices. This should be available by the time you read this ad!



DISK DRIVES

OWL-WARE PHONES
ORDERS
(800) 245-6228
PA (215) 682-6855
TECHNICAL HELP
(215) 433-8695
Call for advice

Ask for the *WHISPER DRIVE* for the finest, quietest drive available!

Drive 0 Systems (Full Hgt) **\$169.** (Half Hgt - DS) **\$219.**

Drive 0 systems complete with drive, controller, legal DOS, cable, case & power supply, and manual.

Drive 1 Systems (Full Hgt) **\$95.** (Half Hgt - DS) **\$129.**

New! New! (3.5" 720K Drive for OS-9) **\$189.**
Drive 1 has drive, case & power supply, and instructions for use with your drive.

(Call for Special Prices on Drive 0, 1, 2, 3 Combos.)

HALF HEIGHT DRIVE UPGRADE KIT FOR RS HORIZONTAL CASES

Why only double the capacity of your system when you can triple in the same case? Kit includes: double sided drive to fit your case, chip to run both sides of new drive, hardware, and detailed instructions. Takes only 5 minutes.

Model **\$119.** Model **\$129.**
500 501 or 502

Our prices do not include shipping costs, but do include a discount for cash.

OWL-WARE has a liberal warranty policy. During the warranty period, all defective items will be repaired or replaced at our option and at no cost to the buyer except for shipping costs.

Call our technical help line for return authorization numbers. Return of non-defective items or unauthorized returns are subject to a service charge.

All drives are new and fully assembled. We ship only *FULLY TESTED* and *CERTIFIED DRIVES* at these low prices. Full height drives are unused surplus and not always available.

We use Fuji, Teac and Other Fine brands. We have *5 years experience* in the CoCo disk drive market! We are able to provide support when you have a problem.

NOW FOR CoCo 1, 2, 3!!

WARRANTIES

Full Hgt 90 days Half Hgt 1 Year

— ORDER LINES (only) —

(800) 245-6228

(215) 682-6855 (PA)

— TECH HELP LINE —

(215) 433-8695

Call for Latest Prices!

**Bonus!
Special
Bundled
Software
with
Disk Drive
Purchase!**



OWL-WARE

P.O. Box 116-A
Mertztown, PA 19539

OWL-WARE Software Bundle

Disk Tutorial - 3 Utilities - 2 Games

DISK TUTOR Ver. 1.1

Learn how to use your disk drive from this multi-lesson, machine language program. This tutor takes you through your lessons and corrects your mistakes for a quick, painless disk drive introduction. (This professionally written tutor is easily worth the bundle's total price.)

OWL DOS

An operating system that gives faster disk access and allows the use of double-sided drives. Corrects a floating point number error on early CoCo systems.

COPY-IT

Quickly copies selected programs between disks. A wild card option selects groups of programs for copy.

VERIFY

Verifies reading of each sector. Bad sectors are listed on the screen.

2 GAMES

We will select 2 games from our stock. These have sold for more than \$20 each.

If sold separately this is over \$125 worth of software!!

Do not mistake this software with cheap, non-professional "Public Domain" software which is being offered by others. All of this software is copyrighted and professional in quality. The tutor is unique with us and has helped hundreds of new users learn their disk drive.

only \$27.95

(or even better)

*only \$6.95 with
any Disk Drive Purchase!!*

Last month we talked about high-capacity EPROMs from 8K (the 2764) all the way to 64K (the newest member of the family, the 27512). We also talked about hooking up these chips to your CoCo.

The 2764 and the 27128 (16K) can be hooked up directly to the CoCo. The 2764 is easy to hook up, as it has only 8K of memory. In any ROM chip, only the first 8K of memory is valid — the rest of it is memory mirrored.

As we get into more memory per chip, we are faced with more options. For example, do we use the 27128 as one complete 16K package, or do we split it up into two packages of 8K and select between the two? Do we make it selectable in software or in hardware, or both? Look at the Radio Shack Multi-Pak, which does all of this.

All these possibilities can be overwhelming to a novice hardware hacker. For that matter, the ramifications of EPROMs aren't all that clear to the pros, either. What I am attempting to do is take a close look at large capacity EPROMs and describe how to hook them up to the CoCo and have a big enough EPROM package to make a ROM disk.

The CTS pin can access up to 16K on CoCos 1 and 2, and can access up to 32K on the CoCo 3. But because only the CoCo 3 can access 32K, I am limiting my possibilities to 16K — otherwise, we'd have to throw in another variable, which would only add to the confusion. Besides, the 32K mode of the CoCo 3 is rarely used, if at all.

Let's start with something we are already a little familiar with, DOS. Now, the DOS ROM that Tandy offers is called Disk Extended BASIC. While we are on the subject of DOS, let me clear up a little misconception. There are only two versions of this DOS — the older 1.0 and the newer 1.1. When you power up a CoCo 3 with a Tandy DOS in the controller, you see one of two messages: If you have Tandy DOS 1.0, you get the message "2.0"; if you have Tandy DOS 1.1, you get "2.1." You see, the '2' part of the version belongs to the

A DOS expansion project for experienced hackers

Build a Half-Megabyte ROM Disk

By Tony DiStefano
Rainbow Contributing Editor

version of Hi-Res BASIC you have, not to DOS — the ".0" or ".1" part of the version belongs to DOS. I just thought I would clear this up because I hear too many times that someone has DOS Version 2.1.

Well, back to work. Whatever the version, Tandy DOS is contained in an 8K ROM. ROMs are masked at the factory and cannot be changed, but EPROMs are user-programmable. You can change them any time you want, as they are erasable. I think I have said enough about the structure of EPROMs. Read last month's article for more details.

There are a lot of people who are familiar with DOS and would like to expand it — add in their favorite utility, for example. To expand DOS, you need more memory space, so the only thing to do is change to a 16K EPROM. That gives you about 8K of extra space to work with. To have more than that requires more space.

This is where you have to start with bank switching. Bank switching means that you have more than one memory chip mapped in the same area, but only one of them is active at a time. Last month we looked at a technique that required a hardware switch to physically change the access to the EPROMs. That is a simple technique, but there are some limitations, the biggest one being that the software will most likely get lost

and cause the computer to crash when you switch it. It is OK when you want to completely change and power down anyway, but not too practical when you have a lot of software already loaded and need just a little utility.

Preventing a crash that may occur when you turn the switch is not too difficult if you know how. Have the CPU turn the switch for you — this is called a "softswitch," and requires a latch, some decoding and a circuit. With this latch we can switch between quite a few things. What I want to show you is a way to access eight EPROMs of varying sizes. Figure 1 shows the circuit required to wire up eight 27512 EPROMs. That gives you a total of half a megabyte of EPROMs, or, in other words, one big ROM disk.

Before you run out and buy all the parts and try building the ROM disk, keep in mind that this is one heck of a big project. A project that should not be tried by everyone. First of all, you must have a lot of patience — to solder eight 28-pin EPROM sockets takes many hours. Second, you must have lots of money to buy eight 27512 EPROMs. In addition to a disk drive, you must also have a Multi-Pak. And lastly, you must have a lot of knowledge about machine language drivers for disk drives. So, you see, this is a big one. If you have all the prerequisites, let's start.

The first thing to do is get acquainted with the circuit. U1 simply gates the SCS with the Read/Write line. All this does is prevent you from switching the data in the latch just by reading that memory area. So, this becomes a "Write Only" byte. Since it uses the SCS pin, this byte is mapped at \$FF40. In fact, it is mirrored from \$FF40 to \$FF47. U2 is a six-bit latch. The diagram says that the inputs are from D1 to D6, but they are in fact connected from D0 to D5, respectively. The latch is connected to the output of U1 and is cleared to all 0s when the reset button is pressed.

The output of U2 is six bits that are controlled by writing to it. Let's look at the last three bits first, Q4, 5 and 6. They go to the inputs of a 3-to-8 decoder. These three pins select one of eight outputs. The other inputs to U3 are the CTS pin and the E clock. The E clock is needed to make sure the data is in sync with the CPU.

Tony DiStefano is a well-known early specialist in computer hardware projects. He lives in Laval Ouest, Quebec.

Get Smart, Have Fun and Save \$50!

Order the new *Educational Combo* package by April 31, 1988 at the introductory price of \$48.50. The Combo includes these educational (and entertaining) games: *Silly Syntax* (with 2 stories), *Galactic Hangman* (700 word vocabulary), *The Presidents of the USA* (includes well over 35 presidents), *The Great USA* (even little-known states are covered) and *Trig Attack* (Zap those *Trigs*). For children ages 5-10 through adult. Disk only; \$48.50; S&H \$1.50.

CALLIGRAPHER

CoCo Calligrapher - (Hybrid BASIC/ML) Turn your CoCo and dot-matrix printer into a calligrapher's quill. Make beautiful invitations, flyers, certificates, labels and more. Includes 3 fonts: *Gay Nineties*, *Old English* and *Cartoon*. The letters are 1/2 inch high and variably spaced. Works with many printers including Epson, Gemini, Radio Shack, Okidata 92A, Banana and Prowriter. Additional fonts are available. (see below). Tape/Disk; \$24.95.

OS9 Calligrapher - (C) Although a different program from the CoCo Calligrapher, the OS9 Calligrapher prints all the same fonts. It reads a standard text file which contains text and formatting directives. You may specify the font to use, change fonts at any time, centering, left, right or full justification, line fill, margin, line width, page size, page break and indentation. Similar to *troff* on UNIX™ systems. Includes *Gay Nineties*, *Old English* and *Cartoon* fonts. Additional fonts are available (see below). Disk only; OS9 Level I or II; \$24.95.

Calligrapher Fonts - Requires Calligrapher above. Each set on tape or disk; specify RSDOS or OS9 version; \$14.95 each. **Set #1** - (9 fonts) Reduced, reversed and reduced-reversed versions of *Gay Nineties*, *Old English* and *Cartoon*; **Set #2** - (8 fonts) *Old Style* and *Broadway*; **Set #3** - (8 fonts) *Antique* and *Business*; **Set #4** - (8 fonts) *Wild West* and *Checkers*; **Set #5** - (10 fonts) *Stars*, *Hebrew* and *Victorian*; **Set #6** - (8 fonts) *Block* and *Computer*;

Economy Font Packages on disk; specify RSDOS or OS9; **20.95: Font Package #1** - Above font sets 1, 2 and 3 (25 fonts) on one disk. **Font Package #2** - Above font sets 4, 5 and 6 (26 fonts) on one disk. Both Packages #1 and #2 (51 fonts) on one disk; **40.95.**

Calligrapher Combo Package - *Everything!*; specify RSDOS or OS9; Includes the Calligrapher and both Font Packages on two disks; **\$60.95.**

UTILITIES

Pirator - (100%ML) Utility to allow your own *disk-based* BASIC or ML programs to display a graphics title screen and then self-start after loading. Adds copy protection to your programs but still allows users to create *non-executable* backups! Includes *Semigraf*. Disk only; CoCo 1, 2, 3 (except *Semigraf*); **\$30.95.**

Super Screen Machine - (100% ML) Put your CoCo into high resolution mode for your own BASIC or ML programs. Smooth scroll, key click, lower case with colored characters. Tape/Disk; 32K CB; CoCo 1, 2, 3 (except 64K mode); **\$19.95.**

Color Disk Manager - (100%ML) Disk utility with these features: Disk repair, selective track initialization, verify sectors, backups, tape to disk transfer, ROM Pak execution from disk, much more! Tape/Disk; CoCo 1, 2, 3 (except for 64K mode); **\$24.95.**

Color Tape Manager - (100% ML) Tape utility with these features: display start, end and exec address of ML programs, convert ML programs into *DATA* statements, append ML to BASIC, much more! Tape/Disk; 16K ECB; CoCo 1, 2, 3 (except for 64K mode); **\$19.95.**

OS9 Patcher - (C) Display and modify the contents of a file or memory module. Hexidecimal, decimal and ASCII modes. Search feature. Calculates module CRCs; Generates patch command files. Disk only; OS9 Level I or II; **\$19.95.**

INFORMATION MGT.

TIMS (The Information Management System) - (Hybrid BASIC/ML) Tape or disk, fast and simple general data base program. Create *files of records* that can be quickly sorted, searched, deleted and updated. Powerful printer formatting. Up to 8 user fields, sort on up to 3 fields. Tape/Disk; **\$19.95** (see combo pkg below).

TIMS Mail - (Hybrid BASIC/ML) Tape or Disk based mailing list management program. Files are compatible with TIMS. Fast and simple to use. Supports labels 1, 2 or 3 across, 2 1/2 to 4 inches wide. Tape/Disk; **\$19.95** (see combo pkg below).

TIMS Utility - (Hybrid BASIC/ML) Utility companion for TIMS and TIMS Mail to allow multi-term search (*AND* and *OR* logic), global change and delete, split large files and more! Tape/Disk; **\$14.95** (see combo pkg below).

TIMS Combo Package - All three of the above programs: TIMS, TIMS Mail and TIMS Utility on one disk - **\$34.95.**

SPORTS STATISTICS

Statistics programs for the coach, team manager or avid fan who wants to keep accurate team and opponent records. Printer output supported. The following are available: *Baseball*, *Basketball*, *Football* and *Soccer*. Disk only; **\$19.95** each.

EDUCATIONAL

Trig Attack - (100%ML) Ages 9 and up. In this educational arcade game, enemy *trigs* travel along math curves. Players learn important mathematical concepts as they play. Sound effects, colorful graphics. Excellent manual includes an introduction to trigonometry. Tape 16K CB/Disk 32K ECB; CoCo 1, 2, 3; **\$10.95.**

Silly Syntax - (Hybrid BASIC/ML) Ages 5 and up. Story creation game; output to screen or printer; includes 2 stories or create your own. Tape/Disk; **\$10.95** or disk with 62 stories for **\$20.95.** Sets of 10 stories on tape/disk for **\$4.95:** *Fairy Tales*, *Current Events*, *X-Rated*, *Sing-Along*, *Adventure*, *Potpourri*.

Bible Stories Adventure - (Hybrid BASIC/ML) Ages 4 & up. A graphics adventure game for young children & their families. Old testament. Tape/Disk; **\$19.95.**

The Presidents of the USA - (100% ML) Ages 10 and up. Two trivia games, user modifiable, printer output supported. Tape/Disk; 16K ECB; **\$19.95.**

The Great USA - Ages 9 and up. Trivia game of the 50 states. Capitals, nicknames, abbreviations, flowers, trees and birds. Tape/Disk; 16K ECB; **\$19.95.**

Galactic Hangman - Ages 7 and up. Exciting new twist to the popular word game. Outstanding graphics; 700 word vocabulary. Tape/Disk; 16K ECB; **\$19.95.**

PreReader - (Hybrid BASIC/ML) Ages 3-5 (level I); Ages 5-7 (level 2); Great graphics and music. Level 1: match colors, shapes, letters and numbers; Level 2: match letters and consonant blends with their sounds. Tape/Disk; Joystick; **\$19.95.**

Statgraf - High school and college level; Linear regression analysis program combined with a plotting and line graphing system. Up to 250 x/y pairs; data transformation; residuals; regression line; print graph with screen print program (not supplied); Tape/Disk; **\$19.95.**

SPECIAL INTEREST

Rental Property Income and Expense Management Package - Maintain your rental property income and expense records. Print output supported. 28 expense categories. *This program may be tax deductible.* Disk only; **\$29.95.**

Radio Systems Design Calculations - Performs 14 different calculations commonly used in design or evaluation of land mobile radio systems, satellite TV, etc. Tape/Disk; **\$19.95.**

CoCo Knitter - Easy to use program to display or print instructions to knit a sweater: *Cardigan* or *Pullover*; *Round* or *V-neck*; *Raglan* or *Set-in Sleeve*; 3 weights or yarn; 8 sizes from baby to man. Tape/Disk; **\$19.95.**

Flying Tigers - (100% ML) *Fast Defenders* style arcade game. 5 levels of difficulty; Outstanding graphics and sound effects. Tape/Disk; Joystick; **\$19.95.**



SUGAR SOFTWARE
P.O. Box 7446
Hollywood, Florida 33081
(305) 981-1241

All programs run on the CoCo 1, 2 and 3, 32K Extended Basic, unless otherwise noted. Add \$1.50 per tape or disk for shipping and handling. Florida residents add 6% sales tax. COD orders add \$5. Dealer inquiries invited. Orders generally shipped in 24-48 hours. No refunds or exchanges without prior authorization.

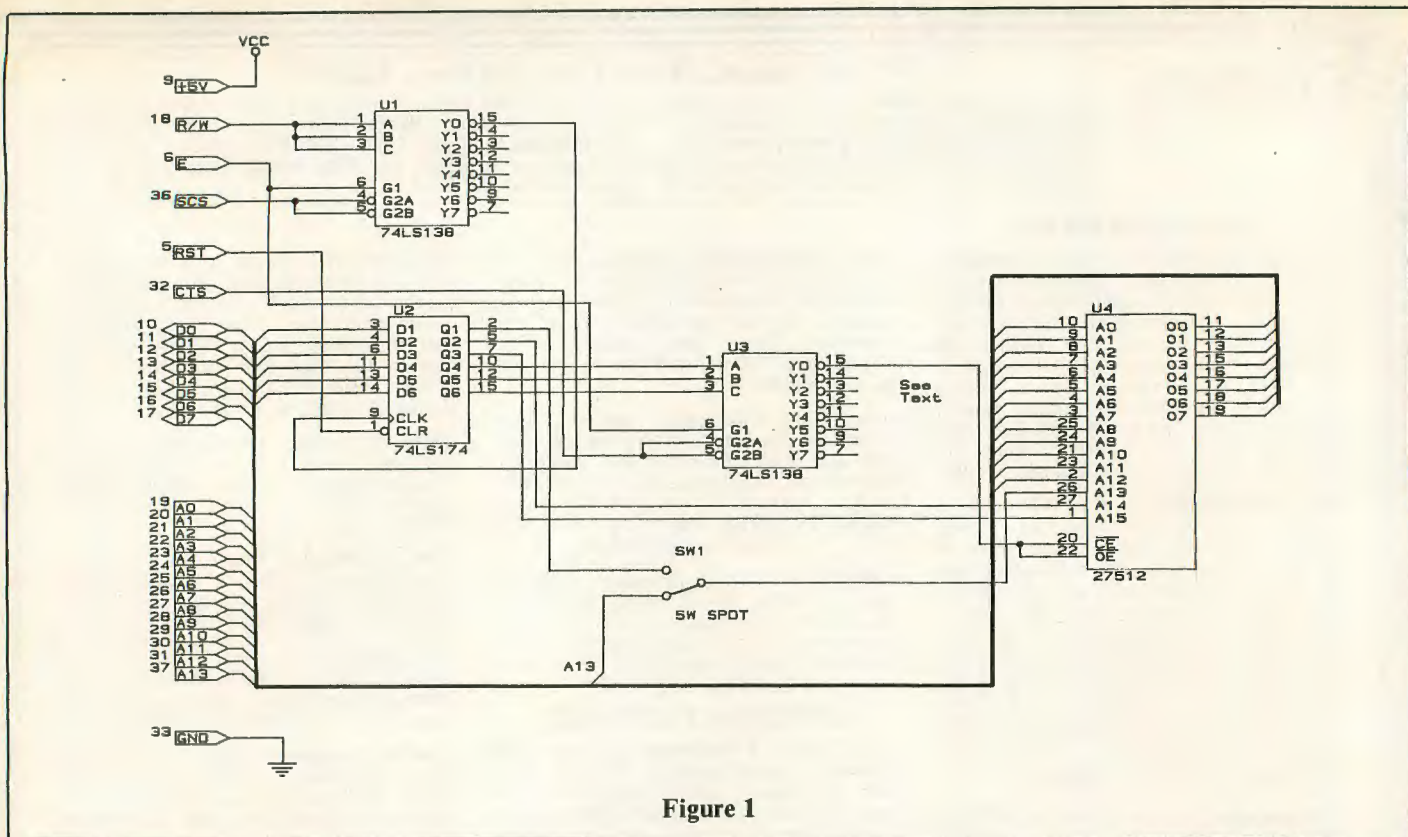


Figure 1

The CTS pin is the main select for the external ROM area. The output Y0 is connected to the Chip Enable and Output Enable of U4. Only one EPROM is shown. The other seven EPROMs are all wired in parallel except for these two pins. Y1 to Y7 of U3 connect to pins 20 and 22 of chips U5 to U11, respectively. Wow! What a mouthful! Depending on what the binary number is at the A, B and C inputs of U3, one of the eight EPROMs will be selected when the CTS pin goes low.

Now let's look at the next two bits, Q2 and Q3 of U2. They connect to A14 and A15 of all the EPROMs. If you put on your binary thinking hat, you'll realize A0 to A13 comprise 14 address lines. Two to the power of 14 gives us the amount of data 14 address lines can access — 16K. These two bits that are connected to the EPROMs select four banks of 16K. A 27512 has 64K of memory. These two bits connected to A14 and A15 will divide the 64K EPROM into four banks of 16K. OK, here comes the tricky part. A13 of the EPROMs can be connected to one of two sources via SW1. The way it is connected in Figure 1 is the way it is required to switch 16K banks. Each of the eight EPROMs has four 16K banks; that gives you 32 16K banks of memory.

There is another way to wire things up. When the switch is turned the other

way, it no longer gives you 16K banks. With one less address line to work with, the CPU will see two 8K banks mirrored with the same data. By putting this address line to another bit (Q1 of U2), we now have three bits of bank switching. In binary, three bits give you eight banks to choose from. You now have eight EPROMs with eight banks each, which gives you 64 banks of 8K of memory. That's a total of 512K of memory.

Well, that about does it for the theory part. The construction of the ROM disk, like I said before, is a big task. You will need eight 28-pin sockets for the EPROMs and three 16-pin sockets for the other support chips. The best way to go with this one is to get the proto-board from CRC Inc. That is the one I used, and it has plenty of room for all the chips. Also needed for this project are eleven .1 uf capacitors, one for each chip; connect them between +5V and ground as close to each chip as possible. Not shown on the diagram are the +5V and ground pins for these chips. It is simple. For the three TTL chips, the +5V pin is 16 and the ground pin is 8. For the EPROMs, the +5V pin is 28 and the ground pin is 14. That is all you need to know to construct this board.

Now that I've shown you the hardware part of this project, it's time for the software. You all know how much I hate that. But, without software, hardware

would not be much good. Though I will not be writing any software, you will need to know something about the hardware to write it yourself. The control byte, as I call it, for which bank is active in this circuit is at \$FF40.

There are two different ways the control byte works, depending on which way the switch SW1 is set. The two options are this — 32 16K banks and 64 8K banks. For the option of 64 8K banks, D0, D1 and D2 of the control byte select eight banks per EPROM. D3, D4 and D5 select one of eight EPROMs. So, U4 has bank numbers 0 to 7, U5 has 8 to 15, U6 has 16 to 23, and so on. Each bank will appear from \$C000 to \$DFFF. The 16K banks are a little different. D0 is not used; D1 and D2 select four 16K banks; and D3, D4 and D5 again select one of eight EPROMs. This time U4 has bank numbers 0 to 3, U5 has 4 to 7, U6 has 8 to 11, and so on.

The choice to use 8K or 16K banks is yours, of course, but think of this: If you use 16K banks, you lose 256 bytes per bank in CoCos 1 and 2 and 512 bytes per bank in CoCo 3 because of the addressing of the CoCo. Those bytes are reserved for I/O.

I hope that I have given you enough information to think about and act on. It is a big project, but for the right people, it can be quite rewarding.

Briefly, last month, we covered use of the Mail and Forum areas in the CoCo SIG for the benefit of newcomers. We find that, with the continual influx of new users, we must periodically revisit topics of greater interest.

Most people join Delphi mainly for the purpose of downloading the many fine programs found in the CoCo SIG. It is only after they have used the system that they begin to realize its benefits extend far beyond the databases. They also learn that downloading for the first time can be very frustrating. Many also find that the communications software they have purchased won't allow them to download from online services such as Delphi.

The thrust of this month's column is to help those who have limited experience in downloading from information services. First, we will discuss the software aspects and system requirements. We will then discuss how the database area is organized on Delphi. Next month we will continue our discussion with the procedures involved in downloading files from the CoCo SIG.

What Software Should I Use?

Before you can begin telecomputing in the first place, you must have a computer, a modem and the software that allows your computer to act as a terminal. This "terminal software" comes in many shapes and sizes with various flavors to suit just about any taste.

While *Color Compac* and the built-in software in the Deluxe RS-232 Pak (both from Radio Shack) allow you to communicate with online services, neither program is designed to allow you to download programs from such services.

For the purposes of downloading, you will want to purchase a terminal program that supports the Xmodem or Kermit protocols. These protocols use error-checking techniques to ensure error-free downloads. This, of course, will save you time and money.

Cray Augsburg is RAINBOW's technical editor and has an associate's degree in electrical engineering. He and his wife, Ruth Ann, have two children and live in Louisville, Kentucky. His username on Delphi is CRAY.

Database Downloading

By Cray Augsburg
Rainbow Technical Editor

Database Report

By Don Hutchison
Rainbow CoCo SIG Database Manager

Interest in graphics remains exceptionally high on the CoCo SIG. The graphics topics are already the largest in the database, and user interest never seems to wane. For the second month in a row, the CoCo 3 Graphics topic of the database was the fastest growing area by far.

OS-9 Online

In the Utilities topic area, **Ronald Cliborne** (COCORON) uploaded a multiple-directory file utility that can handle directories of more than 250 files and allows several of the most often used commands. **Greg Law** (GREGL) uploaded *IPatch.ar*, which contains two programs written by Bob Santy. *IPatch* can perform a complex patch to a module that includes additions, deletions and simple changes to byte sequences in a file. It is similar to *ModPatch*, but can be used to make a file larger or smaller. Its companion program, *MakePatch*, can be used to compare the original file with a new file and create an *IPatch* script.

Colin McKay (COLINMCKAY) uploaded *ModemTime*, a program to read in the time from a Capetronic QT1200 modem and convert it to 24-hour time. **George Janssen** (GBJANSSEN) posted *ScrCpy*, a program that can be used to copy a Type 2 (24-by-80) window to another window, file or the printer. **Richard Esposito** (DOCTORASCI) posted *Save9.BAS*, a disk BASIC program that will create the *SAVE* program Tandy/MicroWare did not include with Level II. (The *SAVE* command was origi-

nally written by Kevin Darling and was uploaded with his consent.)

A host of commercial terminal programs that support Xmodem are available. *Autoterm* from PXE Computing, *Color Connection* from Computerware and the *Datapack* series from CerComp come to mind. Another feature-packed terminal program, intended for the CoCo 3, is *Color Talk 3* from Computize. All of these companies are RAINBOW advertisers. The programs each offer various features that can be very useful to the telecommunicator.

Many people choose to avoid the commercial route until they have gained experience in the telecommunications field. In this way, they can be sure of which features they need before investing a great deal of money in such software. For these people, the "share-

nally written by Kevin Darling and was uploaded with his consent.)

Kevin Darling (KDARLING) uploaded an AR'ed file of a *Shell+* module and documentation. *Shell+* will replace your current shell on L-II CoCo 3. It features bug fixes, a programmable prompt, shell scripts in your execution directory, allows command line inclusion of parameters for packed BASIC09 programs, and a few other neat things. **Michael Washburn** (COMPZAP) posted *Scan*, a utility for searching disk files for text, codes, etc. Input can be a mixture of Hex, decimal or text strings. **Robert Scott** (ROBERTSCOTT) uploaded *clockon*, an executable command for setting the system clock from the Disto RTime hardware clock adapter. **George Janssen** posted Version 2.02 of his popular *Pak* archiving utility.

In the Patches topic area, **Dave Philipsen** (DPHILIPSEN) uploaded a file called *Clockpatch.ar*, which contains a patch file to be used with the *IPatch* utility. It creates a new clock module that will keep system time under OS-9 Level II using the Speech Systems Real Time Clock cartridge. Kevin Darling uploaded a patch file from Kent Meyers to fix the two known major bugs in *GShell* from the *Multi-View Pak* package.

In the Telecommunications topic area, **Bill Brady** (OS9UGED) posted the documentation file for *BigT* and for Version 5 of *Wizacia*.

In the Graphics & Music topic area, **Christopher Burke** (COCOXT) uploaded an

ware" market is the way to go. While there are many entries in this arena, three currently stand out in my mind: *MikeyTerm* by Mike Ward, *Greg-E-Term* by Greg Miller and *Rickeyterm* by Rick Adams. These three programs are available from the authors simply by sending \$10 and a blank disk to the appropriate address:

Mike Ward
1807 Cortez
Coral Gables, FL 33134

Greg Miller
9575 Roston Road
Grandledge, MI 48837

Rick Adams
Color Central Software
712 Brett Avenue
Rohnert Park, CA 94928

Also, *MikeyTerm* supports tape-based systems — simply include a tape with your \$10 instead of a disk. OS-9 users will be interested in

XCOM9, a public domain terminal program being distributed by the OS-9 Users Group. Also, *The Wiz* is gaining a lot of attention in the Level II market. This program, from Frank Hogg Laboratory, is very easy to use and takes advantage of the added power offered by Level II.

The CoCo SIG Databases

To enter the database area of the CoCo SIG, first get to the CoCo Sig> prompt. Then enter DAT. The next prompt to appear on your screen will be TOPIC>?. You see, the overall database is divided into several smaller databases. This organizational approach helps make finding a specific file that much easier. It can also help to reduce your online time. Just enter the first three characters of one of the following user-accessible topics:

General Information
CoCo 3 Graphics
Source for 6809 Assemblers

Utilities & Applications
Hardware Hacking
Games
Classic Graphics
Music & Sound
Info on Rainbow
Archives
HELP
Product Reviews & Announcement
Rainbow On Tape
Data Communications

You may also get a list while online by entering a question mark (?) at the TOPIC> prompt.

When you have entered the topic of your choice, Delphi will whisk you into that particular database. You will see DBASES:xxx> on your screen (the xxx represents the first three characters of the particular topic area of the database you have chosen). At this point, you can enter DIR or simply press ENTER to get a directory of the chosen database. Each directory entry contains up to 32 characters. Keep in mind you are not necessarily looking at actual filenames. You

article that provides instructions for installing *Multi-View* on a hard disk and also included a brief review of *Multi-View*. George Janssen uploaded an icon editor for creating, modifying or viewing a 24-by-24 pixel, four-color bit map icon of the type used by GShel1 when running *Multi-View*.

CoCo SIG

In the General topic of the database, **Kevin Nickols** (NICKOLS) posted the Tandy Newsletter for January. **Marty Goodman** (MARTYGOODMAN) posted a very interesting article about the bar code system used by the U.S. Postal Service. With information from this article, readers can decipher the codes and even generate their own codes using a dot matrix printer. **Rick Adams** (RICKADAMS) posted a collection of humorous quips denoting what Rick terms "diminished mental capacity." For example, one such quip was, "His driveway doesn't run all the way to the street." All jokesters will have to have this file.

In the CoCo 3 Graphics topic area, **Steve Ricketts** (STEVEPDX) uploaded a *CM3* viewer, some *CoCo Max III* pictures and several digitized images. **Mike Andrews** (MANDREWS) posted a printer dump for the DMP-105 that will print DS-69 digitized images. **Richard Trasborg** (TRAS) uploaded 13 complete sets of adult pictures by Mike Trammell. Mike's drawings are always popular. Richard also sent us several digitized shots from the *Star Wars* movies, as well as some of his own adult drawings. **James MacKenzie** (ZIMBO) posted a *Color Max 3* font display utility. **Orman Beckles** (ORMAN) uploaded a video

display utility. **John Nichols** (JKNICHOLS) uploaded a double screen viewer utility for *CoCo Max III* pictures. **Gene Cliffo** (CEC) provided us with his *MacPaint* dump for the CGP-220. **Cray Augsburg** (CRAY) posted a digitized picture of user **Shannon Yoffe** (SHANNONY), thereby fulfilling a deep-seated fantasy. **Glenn Accardo** (6883SAM) uploaded some fine 16-level digitized *Star Wars* pictures.

Gregory Clark (GNOME) uploaded his *Dump16* utility program, which will print an HSCREEN2 image to a DMP-110 printer. Then **Jason Forbes** (COC03KID) uploaded an Epson version of Clark's *Dump16* program and a program to display Hilbert curves. Colin McKay provided us with a second modified version of *Dump16*. **Roger Bouchard** (HARBIE) uploaded a text file that describes the file format used by *CoCo Max III* pictures. **David Mills** (DAVIDMILLS) provided a drawing of Miss CoCo done with *Color Max 3*. **Bob Wharton** (BOBWHARTON) uploaded some *CM3* calendar head pictures.

In the Utilities & Applications topic area, David Mills posted an outstanding BASIC program called *Diplomat* that gives information about other countries, their monetary systems, their capitals, etc. **Ken Wuelzer** (WUELZERKEN) posted Version 2.6 of his very popular shareware disk utility, *KDSK*. **Hadley Hazen** (HAZE) uploaded a disk label maker, and then updated it a few days later with Version 2. **Brian Wright** (POLTERGEIST) uploaded an "AutoCopy" utility.

In the Hardware Hacking topic area, Roger Bouchard uploaded text files describing gray scale composite video and

another providing valuable information about dynamic RAMs.

In the Games topic area, **Mike Ward** (MIKEWARD) uploaded "immortality" pokes for the popular game *Thexder*, as well as a text file describing how to transfer your *Thexder* ROM pack to disk.

In the Classic Graphics topic area, **George Hoffman** (HOFFBERGER) uploaded a BASIC program that creates the album cover from Pink Floyd's *The Wall*. Jason Forbes uploaded his program to display Hilbert curves, and Brian Wright posted some digitized ladies.

In the Music & Sound topic area, George Hoffman uploaded his rendition of "Pop Goes the World."

In the Product Reviews & Announcements topic area, **Jim Goettig** (JGMG) uploaded his impressions of *Word Power 3*. **Laurence Tepolt** (TEPCO) provided product announcements of his assembly language programming books for the CoCo 1 and 2 and the CoCo 3.

In the Data Communications topic area, Marty Goodman uploaded the revised *RTTY* programs as written by N6LQV. These programs enable the CoCo to send and receive Baudot codes, and are always very popular with amateur radio operators. **Dave Stinson** (UG) uploaded a set of message generator programs for use with the *RTTY* package. **Joe Carney** (JOECARNEY) uploaded a text file describing his testing of uploading and downloading times using both the Ymodem and the Xmodem protocols with Delphi. Mike Andrews uploaded the specifications for the Ymodem protocol.

See you online on Delphi!

are really looking at the descriptive name of a group of files. Each directory entry indicates one group that may contain one or more files.

When you have entered the topic of your choice, Delphi will whisk you into that particular database. You will see `DBASES:xxx>` on your screen (the `xxx` represents the first three characters of the particular topic area of the database you have chosen). At this point, you can enter `DIR` or simply press `ENTER` to get a directory of the chosen database. Each directory entry contains up to 32 characters. Keep in mind you are not necessarily looking at actual filenames. You are really looking at the descriptive name of a group of files. Each directory entry indicates one group that may contain one or more files.

After you have found an entry that interests you, find your way back to the `DBASES:xxx>` prompt. If your cursor is not there, usually a simple `CONTROL-Z` will take you there. If, instead, you wind up at the `ACTION>` prompt, press `CONTROL-Z` a second time.

Now that you are back at the prompt, you can get a description of the entry by entering `READ yyyy`, where `yyyy` is the name of the entry from the directory.

You will be presented with a brief (usually) description of the chosen group of files. At the bottom will be the `ACTION>` prompt indicating you can download at this point. Just above that will be the actual filenames. While we don't have enough room this month to get into the actual downloading procedures, I would like to leave you with some idea of what the extensions to those filenames mean.

When Marty Goodman (`MARTY-GOODMAN`) started working in the databases a year or so ago, he proposed a standardization of filename extensions. The result has been a set of meaningful extensions that have changed only to allow room for new developments, *Color Max 3* and *CoCo Max III* files being notable examples. The standard list of allowable extensions and a brief explanation of each is as follows:

- `BAS` — a BASIC program stored in ASCII format.
- `BIN` — binary data or machine language files.
- `CM3` — a binary picture file for *CoCo Max III*.
- `DOC` — indicates file is an ASCII documentation file for a program.

`MGE` — a binary *Color Max 3* picture file.

`MUS` — a binary *Musica* file that can be played with the *Player* utility to be found in the Music database. Music files that can be `(C)LOADMed` and `EXECed` will have the `.BIN` extension.

`ORC` — an *Orchestra-90/CC* file in ASCII format.

`PIX` — indicates a picture file that has been converted to an ASCII BASIC program via the *MAXCMP* compressor program. It will create a `PMODE4` picture when it is run.

`SRC` — assembly language source file in ASCII format.

`TXT` — general text file that doesn't fall under the `BAS`, `DOC`, `PIX` or `SRC` conventions above.

`TOK` — a BASIC file that has been stored in tokenized form, also referred to as compressed BASIC. In any event, the file is in binary format and can be downloaded only with an error-checking protocol such as `Xmodem`.

The importance of the extensions given above will become apparent when we continue with our discussion of the databases next month. ☺

WIN THE LOTTO

WITH YOUR HOME COMPUTER!

Use your home computer and Soft-Byte's amazing new "Lotto Program" to get more winning tickets.

In just seconds this software analyzes past winners and produces a powerful probability study on easy-to-read charts. With a single press of a key, you'll see trends, patterns, odds/evens, sum totals, number frequencies, and much more. It also includes automatic number wheeling, instant updating, and a built-in tutorial.

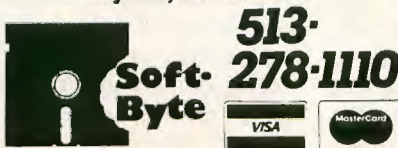
Ask your software dealer.

APPLE, IBM, and Commodore \$24.95
Atari, Radio Shack \$21.95
MacIntosh (requires M/S basic) \$29.95
Back-up Copies \$3.00

Add \$2.00 shipping and handling. Credit card orders approved by phone and shipped same day.

Make checks payable to **SOFT-BYTE** and mail to:

**P.O. Box 556 Forest Park
Dayton, Ohio 45405**



KLC SOFTWARE

1121 Finrock • Pasadena, TX 77506
(713) 472-0078

AVATEX 1200e Auto Answer/Dial
100% Hayes compatible with
FREE Compuserve Time - \$95.00

STAR NX-1000 Multi-Font Printer
144 cps Draft/36 cps NLQ - 20 TYPE STYLES!
\$199.95

DS/DD DISKETTES
10 for \$5.95 • 100 for \$44.95
Lifetime Guarantee!

QUME DS/DD half-height Disk Drive
ONLY \$89.95

Send your check or money order or call
(713) 472-0078

C.O.D. accepted • Sorry, no credit cards
Please add \$4.00 for shipping/handling charges
Texas residents: add 7% sales tax



KISSable OS-9

What's new in the OS-9 sector

New Tools, New Toys

By Dale L. Puckett
Rainbow Contributing Editor

The telephone rang one evening just before Christmas. Tony DiStefano was calling from Canada to tell me his new Super Controller II was ready for release. My copy had been mailed and Tony hoped I would get it before Christmas.

We had talked about this direct memory access disk controller several times in the past year and I couldn't wait to get my hands on it. Tony has also designed many other hardware add-ons for the Color Computer during the past several years, and they all have performed flawlessly. And most importantly, they've been affordable.

The pricing of the Super Controller II is "very competitive," although DiStefano wasn't exactly sure what the final selling price would be. He said the suggested retail price will be \$149.95, but he expected the selling price to be much lower. My sources tell me it should come in at a price just below the Sardis controller — the only no-halt controller for the Color Computer presently on the market.

DiStefano's new controller mounts in

Dale L. Puckett, who is author of The Official BASIC09 Tour Guide and co-author, with Peter Dibble, of The Complete Rainbow Guide to OS-9, is a free-lance writer and programmer. He serves as director-at-large of the OS-9 Users Group and is a member of the Computer Press Association. Dale is a U.S. Coast Guard lieutenant and lives in Rockville, Maryland.

Slot 4 of your Multi-Pak Interface — just like a Radio Shack controller. In fact, if you don't install Kevin Darling's special device driver, Tony's new controller acts just like a Radio Shack controller. It is completely compatible with the Tandy controller and will run all RS-DOS software right out of the box. It has one ROM socket that can hold either a regular 24-pin chip like that found in the Radio Shack controllers or a 28-pin jumper-selectable EPROM like the 2764 or 217128. You can also plug your Disto parallel printer/real-time clock, hard disk adapter, or RAM disk expansion boards into it.

Tony held the current drain of the controller well below the 300 milliamps recommended by Radio Shack. In fact, it still comes in below Tandy's recommendation even after you add one of the Disto add-on cards.

However, the beauty of this new CoCo hardware cartridge surfaces when you install Darling's `CC3 Disk irq` device driver in your OS-9 Level II boot file and reboot. DiStefano worked closely with the author of *Inside OS-9 Level II* while he was developing the driver for this controller. It is completely interrupt-driven.

Here's how it works. When the controller issues a read or write command, the data is placed in a memory buffer on the controller card. Then, the controller fires the `irq` and the computer services it to get the data. While the transfer from the disk to the controller is taking place, the computer continues to process other data. Even when the

drive needs to step back and forth on the floppy, the computer works away. With this controller, you'll no longer need to stop and wait for a disk operation to be completed before you can go about your business.

The full type-ahead feature that veteran OS-9 users have loved since day one has finally arrived. No longer will you lose a keystroke or two when you type a command line while your disk drives are running. This is a fantastic feature. Once again, Tony DiStefano is to be congratulated.

What's next from Disto? No one knows — not even Tony. However, he does have a lot of things on his CoCo wish list. At the top of that list is a color digitizer that takes the output from a video cassette recorder, processes it and then feeds it into your CoCo. Sounds interesting . . . and useful.

Games, Too!

Several days after we talked with Tony, we received *Sub Battle*, a new CoCo 3 game from Epyx — the same submarine simulator that runs on the IBM PC, Apple II and Commodore 64/128 computers. Designed by Digital Illusions and sold by Tandy, it makes OS-9 shine.

Your goal is to command a World War II submarine, complete a mission and survive. As a beginner you can start with some target practice against an enemy convoy and then move on to a single mission game in a real combat setting. When you get brave, you can assume command of the sub and replay

actual incidents that took place during World War II. Sixty different missions — 24 American and 36 German — are included in this Simulation.

Sub Battle is an excellent graphics game. You navigate your sub by keeping an eye on view, heading and speed gauges. You also have map displays to keep you on track. If the lunch whistle blows, you can save your mission to a file on a floppy disk and reload it later. This game is a lot of fun to play. I particularly like the response you get if you try to raise the periscope while you are submerged: "But you'll drown, Sir!" Try it! It's not just a game; it's an adventure!

Multi-View Fix

Last month we urged you to be careful when you name files on a disk that you plan to use with *Multi-View*. Quite often, `GShell`, the new graphics shell, will hang up if it encounters a file with a name that ends with a period followed by exactly three characters — unless the three characters used are in a *Multi-View* AIF filename.

Kevin Darling jumped on the problem immediately and wrote a program to clear the data memory area used by `GShell` before starting *Multi-View*. That improved things a bit, but didn't really solve that problem. Darling continued to pursue the problem with Kent Meyers, hacker extraordinaire, who offered the `ModPatch` script shown in Figure 1. If you're running *Multi-View*, it's absolutely essential that you run this script. Store it in a file named `FixGS` in your current data directory. Then type the following command line:

```
OS9: ModPatch <FixGS <ENTER>
```

Getting Organized

I'm betting that once you start run-

- * Kent D. Meyers' `Modpatch` script that corrects
- * two known `GShell` bugs.
- *
- * Old CRC= 9E2FB9, new CRC should be= 8E7E71.
- *
- * Fixes both the three-letter file extension hang bug,
- * and lets `GShell` handle directories with more than 255 files.

```
l gshell
c 117D 42 2C
c 1838 32 16
c 1839 64 1D
c 183A 0C CC
c 18EF 32 16
c 18F0 62 1D
c 18F1 0A 21
c 3607 EC DC
c 3608 62 30
c 3609 E3 C3
c 360A A9 00
c 360B 05 01
c 360C 8D DD
c 360D 25 30
c 360E 21 32
c 360F 10 64
c 3610 A3 16
c 3611 A9 E2
c 3612 05 29
c 3613 8F DC
c 3614 24 30
c 3615 1A 83
c 3616 34 00
c 3617 06 01
c 3618 AE DD
c 3619 A9 30
c 361A 05 32
c 361B 8D 62
c 361C 4F 16
c 361D AC E2
c 361E E4 D4
v
```

Figure 1: `FixGS`

ning *Multi-View*, you are going to want to get organized. In the low resolution mode, `GShell` displays only 12 documents or folders on your screen. The situation improves somewhat when you use the high resolution mode and can

see 24 icons displayed eight columns wide by three rows deep.

We've talked about OS-9's hierarchical directory system and discussed the advantages of keeping a small number of files in each directory. You can save

LOWEST PRICES EVER FOR COCO 3 PRODUCTS!

TURBO RAM BOARD

512K BOARD 0K BOARD

\$89.95 \$29.95

Includes RAM Board Utilities



- Fast 120 nsec RAM Chips
- Easy-to-Follow Instructions
- No Soldering

RAM BOARD UTILITIES

All 3 for only **\$19.95**

- RAM Disk for RSDOS*
- Print Spooler*
- Sophisticated Memory Test Program

PAL UPGRADE — ONLY \$7.95

for your gray or white MULTI-PACK (26-3024)

Shipping & Handling:
 Within the U.S. & Canada: add \$3.00
 Outside the U.S. & Canada: add \$5.00
 COD Orders: add \$2.00
 (Calif. Residents: add 6% sales tax)
 (VISA or MC orders accepted)



Send Check or Money Order to:
Performance Peripherals
 11432 Pena Way
 Mira Loma, CA 91752
 Or Call (714) 681-3007

☛ 30 DAY MONEY-BACK GUARANTEE PLUS FULL 1 YEAR WARRANTY!
 Prices subject to change without notice.

COCO 3 UTILITES

\$14.95 each

- Disk Duplicator*
 - 640x640 Joystick Driver*
 - Coco Max 2 to Coco 3 Patch Routines*
- All 3 for only \$39.95!

PYRAMIX Arcade Game*—\$19.95

*Products developed by ColorVenture

New! \$99.95

No-Halt **DMC** Floppy Disk
 Controller for your Coco 1, 2, or 3
 (not currently certified)

Submitting Material To Rainbow

Contributions to THE RAINBOW are welcome from everyone. We like to run a variety of programs that are useful/helpful/fun for other CoCo owners.

WHAT TO WRITE: We are interested in what you may wish to tell our readers. We accept for consideration anything that is well-written and has a practical application for the Tandy Color Computer. If it interests you, it will probably interest lots of others. However, we vastly prefer articles with accompanying programs which can be entered and run. The more unique the idea, the more the appeal. We have a continuing need for short articles with short listings. These are especially appealing to our many beginners.

FORMAT: Program submissions must be on tape or disk, and it is best to make several saves, at least one of them in ASCII format. We're sorry, but we do not have time to key in programs and debug our typing errors. All programs should be supported by some editorial commentary explaining how the program works. We also prefer that editorial copy be included on the tape or disk using any of the word processors currently available for the Color Computer. Also, please include a double-spaced printout of your editorial material and program listing. Do not send text in all capital letters; use upper- and lowercase.

COMPENSATION: We do pay for submissions, based on a number of criteria. Those wishing remuneration should so state when making submissions.

For the benefit of those who wish more detailed information on making submissions, please send a self-addressed, stamped envelope (SASE) to: Submission Guidelines, THE RAINBOW, The Fallsot Building, P.O. Box 385, Prospect, KY 40059. We will send you comprehensive guidelines.

Please do not submit material currently submitted to another publication.

a lot of time if you do that. It takes just under five seconds to redraw the screen each time you scroll from one screen-full of document icons to another while browsing through a directory folder. You will find it easier to get to your documents and application programs if you store just one screen-full in each directory.

There's no question about it — running an application program or utility by double-clicking the mouse button while pointing to an icon is much more enjoyable than remembering a long pathlist to the file that holds your program. Before you can do this, however, you'll need to prepare application information files — AIFs — and icons for the utilities you use most often.

Here's the quick and dirty way to get started. For now, ignore the fact that you don't have an icon editor. You do have an icon you can use — it's stored in a file named `Icon.demo` in the `ICONS` directory of your original system disk from Tandy.

Since the icon attached to any particular application program or document is defined in the application information file, it really doesn't matter that you have only one icon. You can write an AIF file that points all of your programs and utilities to the same icon. You'll still be able to tell your programs apart, however, because the name of the program in each AIF file will appear below each icon.

Later you'll want to download a copy of a public domain icon editor for *Multi-View*. You'll find one in the database section of RAINBOW's OS-9 Online SIG on Delphi and on CompuServe's OS-9 SIG. The icon editor will let you make your own icons for your applications. By the way, you'll want to store all of your icons in the same place. A directory named `ICONS` in your current execution directory, `CMDS`, is the most appropriate place for this directory.

Many people have already started to work on a set of icons for their favorite OS-9 applications, and you'll find several files full on the commercial databases mentioned above. Once you have downloaded these files, you can modify them with the icon editor to suit your own taste or simply use them with your own applications and documents.

For example, after I downloaded an icon named `icon.tsword` from the OS-9 SIG last week, I noticed that it pictured an old-fashioned quill and a bottle of ink. I immediately thought it would make an excellent icon for *DynaStar*, so I quickly set up an application informa-

tion file named `Aif.dsa` to put it to work. Here is a listing of that file:

```
ds
icons/icon.tsword
96
2
80
24
3
2
```

The next time I double-clicked on the directory where I had stored `Aif.dsa`, an icon with a quill and ink bottle appeared with the letters `ds` below it. *Multi-View* had automatically read the file `Aif.dsa` and learned that the name of the application I wanted to run was named `ds`.

Later when I double-clicked that icon, *Multi-View* read the file `Aif.dsa` again and told OS-9 that I wanted to run a program named `ds`. It assumed that I had stored `ds` in my current execution directory. Further, it tells OS-9 that I do not want to pass any additional parameters when `ds` is started.

Multi-View found the icon it displayed in a file named `icon.tsword`. That file had its execute and public execute bits set and was stored in a directory named `ICONS`, which I had created in `CMDS`, my current execution directory.

When *Multi-View* read the fourth line of the file `Aif.dsa`, it learned that I wanted OS-9 to start *DynaStar* with 96 pages — 24K — of memory. In the next three lines it learned that I wanted OS-9 to start *DynaStar* in an 80-by-24, Type 2 window. The last two lines tell OS-9 to display black letters on a green background. A Type 2 window is configured to display text only and runs much faster than a graphics window.

To get to this point, `GShell` — your visual interface to OS-9 — followed a precise sequence of events.

When it first reads the name of a file, it checks to see if it is a directory. If so, it displays a folder on your screen. If the file is not a directory, it checks its attributes to see if it contains executable code. If it does, it displays an object icon that visually tells you the file contains an application program or utility you can run on your Color Computer. To run a program with an object icon, you must first select the icon by pointing to it with the mouse and clicking once. Then, you click on "open" under *Multi-View*'s file Menu.

If the file checked is not a directory and not executable, it can only contain data. However, that data can take any

form. For example, it may simply be a text file you created with *DynaStar* . . . or a program source file you created with BASIC09. However, it may also contain information that can help *Multi-Vue* automate your Color Computer.

If, for example, a file's name is aif. followed by any three characters that form a legal OS-9 filename, GShell knows that it contains an application information file. Likewise, if the name of a file ends with a period followed by three letters that have been previously used in an application information file, then GShell knows that it is a data file created by the application program named in that AIF file. Let's take a closer look at this last condition.

Earlier we mentioned that we had described an application information file named Aif.dsa. If we later save a *DynaStar* file with a filename that ends in .dsa, then GShell will know that it was created by *DynaStar*. If we double-click the mouse button while pointing to this file's icon, it will start *DynaStar* and automatically open our document for editing. Give it a try!

To keep from getting confused, there's an important thing you should

note here. If you create a new file with *DynaStar* named MVTester.dsa, it will not appear on the screen that displays your current data directory until GShell reads that directory again. To check this out, I created a file named MVTester.dsa and saved it in my current data directory. Then I closed *DynaStar* to return to *Multi-Vue*. I did not see my new file.

Suspecting this would be the case, I clicked on another drive and displayed the documents in its root directory. When I moved back to my original data directory — presto, the new file was in place and was marked by the quill and ink bottle icon. Just to make sure everything was working, I double-clicked on it. A second later, *DynaStar* was running and the file MVTester.dsa was ready for editing. It passed the test.

If you have applications like *DynaStar* and BASIC09 that you run often, you'll probably want to load them into memory in your "start-up" file so they'll be there instantly when you double-click.

When GShell checks a data file and does not find an AIF-file or a data file created by an AIF-driven application, it displays that file as a simple document.

You can find out what's in that document by selecting it with your mouse and acting on it with any of the active verbs under the *Multi-Vue* file menu.

About the Clipboard

Those of us who use other computer systems at work that provide a clipboard for cutting and pasting within and between application programs have looked forward to *Multi-Vue's* release for a long time. We were surprised to see that *Multi-Vue's* GShell did not make use of the clipboard capability that had been designed into the heart of the system. It is, however, the job of the application programmer to provide the clipboard capability within his or her program.

Before we get to the point where we can cut data from one application and paste it in another, we must develop a set of standards that every application programmer should follow. To this end, Tandy has come up with a set of suggestions they hope all application vendors will follow. If the vendors don't follow this lead, we will all suffer. Incompatibility problems will then prevent our Color Computers from reaching the performance goals we seek.

OS-9 SOFTWARE from D. P. JOHNSON

L1 UTILITY PAK - Contains 40 useful utilities that run under both level I and II OS-9. Included are a complete set of "wild card" file handling utilities, a disassembler, a disk sector editor, and the MacGen command language compiler. MacGen will allow you to generate many useful command macros in minutes, much more useful than procedure files. Macro source is included for a macro to implement an archival backup type function. **\$49.95**

L2 UTILITY PAK - Contains a Level II "printer" function that also shows the pathname being searched for when "not found" or permission type errors occur. Also contains level II software ram disk driver. Ten other utilities included, some useful for level I also. **\$39.95**

L1+L2 COMBINATION PAK both of above together for **\$75.00**

SDISK - Standard disk driver module replacement allows full use of 40 or 80 track double sided drives with OS-9 Level I. Full compatibility with CoCo 35 track format and access all other OS-9 non-CoCo formats. Easy installation. **\$29.95**

SDISK+BOOTFIX - As above plus boot directly from a double sided diskette. **\$35.95**

SDISK3 - Level II version of SDISK driver. Same features as level I (except bootfix not required to boot from double sided). **\$29.95**

PC-XFER UTILITIES - Programs to format and transfer files to/from MS-DOS[™] diskettes on CoCo under OS-9. (Requires either SDISK or SDISK3 to run depending on which level of OS-9 you are using) **\$45.00**

MSF - MS-DOS disk format file manager. More complete file transfer capabilities for level II only. (Requires SDISK3 to operate). **\$45.00**

CCRD 512K byte RAM DISK CARTRIDGE - Operates faster than similar device sold by others. Requires RS Multipak interface, two units may be used together for 1MB. OS-9 Level I & II drivers and test software included. **\$169.00**

All diskettes are in CoCo OS-9 format; other OS-9 formats can be supplied for \$2.00 additional charge. All orders must be prepaid or COD, VISA/MC accepted, add \$1.50 S&H for software, \$5.00 for CCRD, additional charge for COD.

D. P. Johnson, 7655 S.W. Cedarcrest St., Portland, OR 97223

(503) 244-8152 (For best service call between 9-11 AM Pacific Time, Mon.-Fri.)

OS-9 is a trademark of Microware and Motorola Inc., MS-DOS is a trademark of Microsoft, Inc.

DISKMASTER HARD DISK SYSTEM

The DISKMASTER system has features no other system has:

- 20 MB SCSI hard disk
- High Density floppy drive with over 1 MB storage per disk (The ONLY HD floppy system available for the COCO, at least twice the speed of normal floppies.)
- Battery backed up Clock/Calendar
- 3 Serial ports
- Bi-directional parallel (printer) port
- Expansion port for additional Floppy drives
- Single cable interface to COCO 3
- All interface software for OS-9 level II included

\$1295.00

- Optional RAMDISK up to 1.5 MB (Call for price)

A dual HD floppy model is available with all the features listed above except the hard disk is replaced by a second floppy. **\$795.00**

You can get a cheaper system elsewhere but not with all the features and performance of the DISKMASTER.

PLUS-100 512K MEMORY EXPANSION

\$109.00 (+\$2.50 S&H)

The most reliable 512K memory expansion board for the COCO 3. Our products are designed to be the most reliable, not the cheapest.

Send for a COLOR BROCHURE fully describing the DISKMASTER and PLUS-100 Memory Expansion.

Visa and Mastercard accepted, call for Diskmaster shipping charges.

**HEMPHILL ELECTRONICS INC.
334 Paseo Tesoro
Walnut, CA 91789**

(714) 598-7799 (Phone hrs. 10 AM-2 PM Mon.-Thurs. Pacific Time)

You may also contact D. P. Johnson (see left) to answer your technical questions about the DISKMASTER system.

About The One-Liner Contest . . .

THE RAINBOW's One-Liner Contest has now been expanded to include programs of either one or two lines. This means a new dimension and new opportunity for those who have "really neat" programs that simply just won't fit in one line.

Here are the guidelines: The program must work in Extended BASIC, have only one or two line numbers and be entirely self-contained — no loading other programs, no calling ROM routines, no poked-in machine language code. The program has to run when typed in directly (since that's how our readers will use it). Make sure your line, or lines, aren't packed so tightly that the program won't list completely. Finally, any instructions needed should be very short.

Send your entry (preferably on cassette or disk) to:

**THE RAINBOW
One-Liner Contest
P.O. Box 385
Prospect, KY 40059**

The first thing your application program must do is highlight the clipboard option under the hourglass on the menu bar. When you do this you are telling the user that he may select a portion — or all — of his data using the mouse and then click on the clipboard option under the hourglass where he can act on his data with the active verb of his choice. When he clicks on the word *clipboard* he will see the dialogue box below.

<<<<CLIPBOARD>>>>
COPY CUT MERGE PASTE
VIEW QUIT

The View option above lets the user see the data code and its extension so he can determine if he wants to replace an existing clip file with new data.

Copy and Cut will delete an existing clipboard file and write a new file. Merge adds more data to the clipboard file. It is up to the application programmer to ensure that it is the same type of data.

Paste inserts the data in the clipboard file into the application's data space at the position pointed to by the cursor. Quit exits the clipboard function without changing anything. After you paste some data into an application, the clipboard function returns control to the application program. If no clip file exists, your program must be smart enough to know it and warn the user.

When the user selects Cut or Copy, your program should take the selected data and write it to a file named `<DD/>Clip_#. The pound sign (#) represents the user ID of your application program's process. The file should contain a two-character Hex representation of the data type you are putting in the clipboard, a period and three-letter code that tells the origin of the data, plus one space and a carriage return without a line feed. The data you are saving to the clipboard follows this standard prefix. A typical clipboard file that uses this format is listed below:`

```
{03}{VEF}{#0D} . . . DATA . . .  
{EOF}
```

Tandy has proposed the following code definitions, which I propose we all

start using now so we'll have a standard right from the start:

```
00=ASCII  
01=Binary  
02=Windows Draw file  
03=VEF file  
04=GIF file  
05=RLE file  
. . .  
06 - $FF = undefined
```

If your application program generates a unique data type, you can assign any code above 06 to it. If you do this, you will want to publish that code in your documentation and post it on the OS-9 forums on CompuServe, Delphi and GENie so everyone else can avoid using the same number.

They Call It *Shell+*

There's really good news for dedicated Color Computer 3, OS-9 Level II hackers in the CompuServe and Delphi OS-9 SIGs these days. Kent Meyers, Kevin Darling and Ron Lammardo have joined forces to create *Shell+* — a replacement for the original Tandy/Microware OS-9 *Shell*.

This program includes fixes to bugs in the original *Shell* and many new features. It is super. These guys are to be congratulated.

Shell+ will now unlink the proper name. If the module name a program was trying to unlink did not match the command filename you typed when using the original *Shell*, it would stick in memory until you manually unlinked it. *Shell+* fixes this by reading in the actual module name instead of the name on the command line.

The new *Shell* also prevents you from attempting to execute a write-only device as a procedure file and helps you start up Level II windows by writing a null to the standard output path when you run it. You can now also redirect the standard and error output paths to a write-only device. The old *Shell* tried to open the path in the UPDATE mode. The "quote" bug has been fixed also, so if you leave off the second quote mark in a command line, *Shell+* will not crash.

The exciting news about *Shell+* is substantiated when you look at the additions. For example, when you work in a windowing environment like OS-9 Level II, it is very easy to forget which window you are working in. To solve the problem, type this line: `p=OS9[@]:.`

After you type it, *Shell+* will append the name of the window you are using, and your new OS-9 command prompt

will look like this: `OS9[W7]:`. If you would rather know the process number, you can type `p=OS9[#]:`, and then you will see `OS9[06]:`.

Of course, the `06` will change as the number of your process changes. With *Shell+*, your prompt can be up to 21 characters long.

Global procedure files — *Shell* scripts — can be placed in your execution directory when you are using *Shell+*. To use this feature, take a procedure file you use all the time and copy it to `CMDS`. Then set the execute and public execute bit with the `ATTR` utility. This feature makes it easy for you to add some commands that you use often.

The shell search path for *Shell+* is memory, execution directory modules/scripts, data directory scripts. Here's a sample *Shell+* script that Kevin Darling uses to start *Flight Simulator*:

```
xmode /w6 type=1 ; display c >/w6
chd /dd/games/fs
(fs <>>>/w6 ;xmode /w6
type =80)&
```

This procedure file opens a VDG-type screen on Window /W6 and starts *Flight Simulator*. When you exit *Flight Simulator*, it resets /W6 to a graphics window. All of this is done in the background.

A new feature that lets you append or overwrite a file moves our Color Computer OS-9 Level II closer to OSK and Unix. Now you can append the output of a program to a file by typing `OS9: merge this that theother >+ Old-File`.

If you type `>-` instead of `>+`, you cause *Shell+* to overwrite the contents of the original file. The `+` and `-` operators also work with the standard error output path `...` or both. This means you can also use `>>+` and `>>>+`.

All of these new features are great, but we've saved the best for last: *Shell+* lets you execute RunB programs from the OS-9 command line without typing the parentheses and quotation marks. For example, here's the old and new command lines I use to start *Wiz*:

```
OS9: Wiz ("Delphi")
OS9: Wiz Delphi
```

Take your pick. Download this program and use it! But don't forget to tell these guys how great it is so they will keep adding new features. They're

already talking about *Shell* variables, Go scripts, Command structures, in-memory *Shell* scripts and an environment. Fantastic!

More Good News

If you need a fourth-generation database application like *Sculptor* but are on a budget, we have good news. MPD USA was sued by MPD in London and Frank Hogg at FHL was able to pick up hundreds of copies of *Sculptor* at an outstanding price. Until he runs out, you can buy *Sculptor* for the Color Computer for \$149.95 — that's half the standard FHL price and far below the program's \$450 list. However, when this shipment is sold, this price is history. If you need this application, act now.


WordPak RS Drivers for CoCo 3

We can't thank Dennis Skala of Fairview, Pennsylvania, enough for his help during our OS-9 seminar at RAINBOWfest Princeton. He ran the computer and performed a live demonstration of OS-9 Level II windows while we told how to create them. It added a lot to the presentation.

We often get requests for device drivers and, once again, Dennis has answered the call. Last year we published his RAM disk drivers for the "Banker." If you have graduated to the Color Computer 3 but still have a *WordPak RS* lying around, you'll thank Skala for these drivers that will bring your 80-column monochrome display back to life. If you're trying to learn how to write a device driver for OS-9, study Skala's excellent code.

Skala wanted to use the existing `co80` subroutine module, so he wrote a small driver that emulates the functions of the Level I `CCID` driver. His *WordPak RS* works fine at the 2 MHz clock rate used by the Color Computer 3. However, he did need to add a software delay at one point in the `co80` subroutine. He supplies a procedure file that you can use with *Debug* to make the changes. You will need to load `co80` into memory by itself so there will be room for the extra 16 bytes added by his patch.

Skala thinks that you may also be able to get your old *WordPak I* or *WordPak II* to work with these drivers if you make a hardware modification to clear up an addressing conflict with the Color Computer 3. His drivers support all of the CoCo 3 display commands except "underline," "blinking," "insert a line" and "delete a line." All relevant "set status" and "get status" codes are supported. The driver assumes `co80` is



PERRY COMPUTERS

The Ideal Buy

1-800-248-3823

TANDY COMPUTERS

1000-HX 256K 1-3 1/2" Drive.	535.00
1000-TX 640K 1-3 1/2" Drive	875.00
3000-HL 512K 1 5 1/4" Drive	1110.00
3000 640K 1 5 1/4" Drive	1500.00
4000 1 Meg 1 3 1/2" Drive	1930.00
1400LT Portable Computer	1215.00
102 Portable Computer 24K	375.00
Color Computer 3 128K	155.00

MONITORS & BOARDS

VM-4 Monochrome Green	95.00
CM-5 Color RGB	220.00
CM-11 Color RGB	335.00
EGM-1 Color RGB (EGA)	510.00
Tandy Dual Display Card	145.00
Tandy EGA Card	160.00
Zucker Mono Graphics Card	75.00

DRIVES

Color Computer Drive 0	250.00
Portable Drive 100/102/200	155.00
5 1/4" External Drive 1000EX	180.00
3 1/2" External Drive 1000EX	200.00
Tandy 20 Meg Hardcard	509.00
Zucker 30 Meg Hardcard	450.00
Seagate 20 Meg Hard Drive	265.00
AT HD/1.2M Controller	200.00

EXPANSION BOARDS

Zucker Serial Board	45.00
Zucker MFB 512K for 1000SX	135.00
Zucker MFB 0K for 1000	103.00
Zucker 1200 Baud Modem Card	72.00


PRINTERS

DMP-106 Dot-Matrix	165.00
DMP-130 Dot-Matrix	255.00
DWP-230 Daisy Wheel	335.00
DWP-520 Daisy Wheel	730.00
DMP-440 Dot-Matrix	595.00
DMP-2120 Dot-Matrix	1325.00
LP-1000 Laser Printer	1635.00
Epson LX-800 Dot-Matrix	195.00
Epson FX-86E Dot-Matrix	320.00
Epson FX-286E Dot-Matrix	475.00
Epson EX-800 Dot-Matrix	425.00
Epson EX-1000 Dot-Matrix	585.00
Epson LQ-500 Dot-Matrix	375.00
Epson LQ-850 Dot-Matrix	520.00
Epson LQ-1050 Dot-Matrix	695.00
Epson LQ-2500 Dot-Matrix	905.00
Epson GQ-3500 Laser	1580.00

Price's Subject To Change.
Please Call for Current Prices.
Send For Price List.

All prices and offers may be changed or withdrawn without notice. Advertised prices are cash prices. C.O.D. accepted add 2% (minimum charge \$10.00). M.C., Visa add 2%. All non-defective items require return merchandise authorization. Call for RMA Number before returning. Delivery is subject to product availability. Add 1 1/2% for shipping and handling, \$5.00 minimum charge.

TM - Registered Trademark of Tandy, Epson, and IBM
Monday thru Friday 9am-6pm EST.



124 South Main Street, Perry, MI 48872
CALL 1-517-625-4161 or TOLL-FREE
1-800-248-3823

already in memory and will not auto-load it like CCID.

The listing of `wp.dd` is the device descriptor. `Wecho` is a device descriptor that lets you use the *WordPak* as a window device. You use it with the following code sequence:

```
iniz wecho wp
wcreate /wecho -s=2 0 0 80 24 1
0 0
shell </wecho>>>/wp&
```

The only "gotcha" is the fact that the terminal pause and CTRL-W functions will not work with this configuration. Otherwise, you are home free. After you have assembled Dennis' driver, descriptors and subroutine module, you can experiment with them by typing the following:

```
chd /d1
merge wpdrv.dr wp.dd co80
wecho.dd >wptest
attr wptest e pe
load /d1/wptest
link wp
link co80
link wecho
iniz wp wecho
```

If everything performs the way you want it to, you can use `OS9Gen` or `Config` to move these modules into your `OS9Boot` file. If you have any questions, Skala invites you to send them to him along with an SASE at 5423 W. Sebago Drive, Fairview, PA 16415.

Packet Radio

Add another sin to the list. Several years ago, George Dorner, the treasurer of the OS-9 Users Group kept telling me about packet radio on the amateur radio bands. He's right — it's fascinating. It's like being on CompuServe or Delphi without paying an hourly fee. Besides that, it's fun. There's a wealth of information waiting for you on amateur radio bulletin boards. Get your license and go for it.

If you're looking for OS-9 software for packet radio, I understand that Dwayne Bruce, VE3FXI, at 29 Vanson Avenue, Nepean, Ontario, Canada K2E 6A9, will send you the C source code for his *WORLI* compatible bulletin board program if you send him a 5¼-inch disk. Check it out. His code could even help you set up a regular telephone-driven BBS system. Tell him to send any comments to me, K0HYD, @ K4QQ. If you're a ham and active on packet

Listing 1: CO80.patch

```
* This is a script file to use debug to patch the co80 subroutine for the
* Wordpak RS. This is written to patch edition #2, length = $0295,
* CRC = $C4F197. Load this version of co80 into memory before using.
* If using level II, make sure there is room in back of the module for
* the additional length. Use debug which has been patched for correct
* operation under level II; or patch using level I OS-9.
*
tmode .1 -pause
-p -x -t
debug
l co80
. .+03
$* This lengthens the module by $10 bytes.
ex
= A5
l co80
. .+08
$* This corrects the header parity for the new length.
ex
= 5C
l co80
. .+1D
$* This changes the cursor to a blinking underline. The second character
* is the starting line of the cursor - e.g. a value of $60 would
* result in a blinking block cursor; a value of $65 in a blinking half
* block cursor, etc. Using a zero for the first digit will result in
* a non-blinking cursor. N.B. - changing this in this file will make
* the given CRC value incorrect.
ex
= 69
l co80
. .+21F
$* This is the branch to the new code.
ex
= 00
= 74
l co80
. .+278
$* This corrects an apparent typo in the original ( LDA -> LDB )
ex
= C6
l co80
. .+281
$* This patches the existing code to restore the proper cursor
* on receipt of a $5,$21 sequence
ex
= 0A
= 81
= 2A
= 2E
= 0D
= E6
= 8D
= FD
= 93
= 20
= 02
= C6
= 20
= 86
= 0A
= ED
= D8
= 01
= 5F
= 39
$* The following is additional code to introduce a hardware-controlled
* delay after a clear-to-end-of-screen.
ex
= 17
= FE
= 6E
= C6
= 20
= E5
= D8
= 01
```



```

- 27
- FB
- 16
- FE
- 3F
*$ This is the new CRC value
ex
- 8E
- 1C
- 1E
Q
tmode .1 pause

```

radio, I'll be looking for your traffic there also.

Another good contact for you may be John Alan Lind, KD7XG, the Orange Section technical coordinator of the American Radio Relay League. He told me last February that he was porting the WA7MBL packet BBS system into OS-9 C for the CoCo. Give him a try, also. If you contact him, tell him to let me know the status of his BBS.

Till May, 73's & CUL! □

Listing 2: wpdrv.dr

```

*****
*                               *
*   Device driver for Wordpak RS   *
*                               *
*   For use with Level II OS-9     *
*                               *
*   Copyright 1987 by Dennis Skala  *
*   all rights reserved            *
*                               *
*****

NAM WpDrv
TTL Level II device driver for Wordpak RS
IFP1
USE /DØ/DEFS/OS9DEFS
USE /DØ/DEFS/SCFDEFS
ENDC

* Note - USE /DØ/DEFS/OS9DEFS AND
*        USE /DØ/DEFS/SCFDEFS STATEMENTS ARE
*        INCLUDED BETWEEN IFP1 & ENDC

MOD WPSIZ,WPNAM,TYPE,REVS,START,SIZE
TYPE SET DRIVR+OBJCT
REVS SET REENT+1
FCB UPDAT. mode byte - read will be error
WPNAM FCS /WpDrv/
EDITION FCB 1

**** EQUATES ****

CO8ØFLG EQU $Ø4 offset for jump address
CC3BELL EQU $1Ø17 address of cc3io bell routine

**** THE FOLLOWING ARE OFFSETS INTO THE MEMORY AREA ****

*   These are chosen to conform to the co8Ø subroutine

COUNT EQU $25 character count for multi-character sequences
MULTIADR EQU $26 jump address for multi-write
MULCHAR2 EQU $28 third character in multi-character sequence
MULCHAR1 EQU $29 second " " " " "
ROWCOL EQU $2D columns, rows
CHAR EQU $52 single character or status code here
JMPADR EQU $72 entry to co8Ø subroutine

**** DIRECT PAGE VARIABLES ****

SYSPROC EQU $4A system process descriptor
CURPROC EQU $5Ø current process descriptor

**** DRIVER MEMORY AREA ****

RMB $7C
SIZE EQU .

CONAME FCC "co8Ø" co-module name
FCB $ØD cr

START LBRA INIT

```

```

LBRA READ
LBRA WRITE
LBRA GETSTA
LBRA SETSTA
LBRA TERM

```

```

*****
* INIT ENTRY: U = ADR. OF DEVICE MEM. AREA
*               Y= ADR. OF DEVICE DESCRIPTOR
*               EXIT: NO CONDITIONS
*****

```

```

INIT CLRA
LEAX $1D,U clear memory from $1D
LDB #$5D to $7A
INIT.1 STA ,X+
DECB
BNE INIT.1
LDA #CO8ØFLG to test if already linked
LDX #$5Ø18 columns, rows
PSHS A,X,Y,U
BSR COSETUP
PULS A,X,Y,U
BCS INIT.2 if error
STX ROWCOL,U
INIT.2 RTS exit

```

```

COSETUP BITA $7Ø,U do setup, A = parity
BEQ COSET.1 not already set up
CLRB no error
RTS

```

```

COSET.1 LEAX CONAME,PC pointer to comodule name
PSHS A,X,Y
LDD <CURPROC save current process pointer
PSHS D
LDD <SYSPROC make system process current
STD <CURPROC
BSR LINKIT link the comodule
PULS D
STD <CURPROC restore current process
BCC COSET.2 if linked successfully
LEAS 5,S clean stack
LBRA NF.ERR report error
COSET.2 LEAX JMPADR,U
LDA ,S should be 4 here
STY A,X comodule entry point address
PULS A,X,Y clean stack
CLRB flag init jump
BRA COJMP jump to comodule initialization

```

```

LINKIT PSHS U link the comodule
LDA #SYSTEM+OBJCT subroutine comodule
OS9 F$LINK
PULS U,PC

```

```

*****
* READ IS ILLEGAL OPERATION
*****

```

```

READ COMB set carry
LDB #$CB illegal mode
RTS

```

```
*****
* WRITE ENTRY: U = ADR. OF DEVICE MEM. AREA
*           Y = ADR. OF PATH DESCRIPTOR
*           A = CHARACTER TO WRITE
*           EXIT: NO CONDITIONS
*****
```

```
WRITE LDB COUNT,U
BNE WR.MULTI if multi-character sequence
STA CHAR,U single character
CMPA #' is it control character?
BHS WR.CHAR no
CMPA #\$1E \$1E or \$1F?
BHS WR.ESC yes
CMPA #\$0F \$0F - \$1D?
BHS READ no graphics codes permitted
CMPA #C\$BELL
BNE WR.CHAR not bell
JMP [CC3BELL] will RTS from there
```

```
WR.CHAR LDD #\$100*CO80FLG+3 write single character
COJMP LEAX JMPADR,U
LDX A,X get comodule execution address
BEQ NF.ERR if not there
LDA CHAR,U single character
JMP B,X jump to comodule write
```

```
WR.ESC BEQ TERM ignore \$1E
LEAX WR.CHAR,PC jump address
LDB #1 prepare for escape code
STX MULTIADR,U
STB COUNT,U
```

```
*****
* TERM ENTRY: U = ADR. OF DEVICE MEMORY AREA
*           EXIT: NO CONDITIONS
*****
```

```
TERM CLRB no error
RTS
```

```
*****
```

```
WR.MULTI CMPB #2 need another?
BEQ WR.M1 yes
STA MULCHAR1,U stash character
CLR COUNT,U no more needed
JMP [MULTIADR,U] do multi character sequence
WR.M1 STA MULCHAR2,U stash character
DEC COUNT,U one more needed
CLRB
RTS
```

```
*****
* GETSTA ENTRY: U = ADR. OF DEVICE MEMORY
```

```
*           Y = ADR OF PATH DESCRIPTOR
*           A = STATUS CODE
*           EXIT: CONDITIONS DEPEND ON STATUS CODE
*****
```

```
*** Only screen size call supported here
```

```
GETSTA STA CHAR,U stash status code
LDX PD.RGS,Y caller's stack
CMPA #SS.SCSIZ is it get screen size?
BEQ SCRSIZ yes, do it
CMPA #\$92 monitor type call?
BNE GS.JMP no, jump to comodule
CLR R\$X,X return monochrome code in X
CLR R\$X+1,X
RTS
```

```
SCRSIZ CLRA
LDB ROWCOL,U
STD R\$X,X no. columns in X reg.
LDB ROWCOL+1,U
STD R\$Y,X no. rows in Y reg.
CLRB no error
RTS
```

```
GS.JMP LDD #\$100*CO80FLG+6 flag comodule getstatus jump
BRA COJMP do it
```

```
*****
* SETSTA ENTRY: U = ADR. OF DEVICE MEMORY
*           Y = ADR OF PATH DESCRIPTOR
*           A = STATUS CODE
*           EXIT: CONDITIONS DEPEND ON STATUS CODE
*****
```

```
SETSTA STA CHAR,U stash status code
CMPA #SS.COMST set baud, etc.?
BEQ TERM yes, ignore it
CMPA #\$29 undocumented status code - window stuff
BEQ TERM ignore it
LDD #\$100*CO80FLG+9 flag comodule setstatus jump
BRA COJMP do it - will be \$D0 error
```

```
*****
```

```
NF.ERR COMB set carry
LDB #\$DD module not found
RTS
```

```
EMOD
WPSIZ EQU * module size
END
```

Listing 3: wp.dd

```
*****
*
* Device descriptor for Wordpak
* For use with Level II OS-9
*
* Copyright 1987 by Dennis Skala
* all rights reserved
*
*****
```

```
NAM Wp
TTL Level II device descriptor for Wordpak
IFP1
USE /D0/DEFS/OS9DEFS
USE /D0/DEFS/SCFDEFS
ENDC
```

```
* Note - USE /D0/DEFS/OS9DEFS AND
* USE /D0/DEFS/SCFDEFS STATEMENTS ARE
* INCLUDED BETWEEN IFP1 & ENDC
```

```
MOD WPSIZ,WPNAM,TYPE,REVS,FMAN,DEVDRV
TYPE SET DEVIC+OBJCT
REVS SET REENT+1
FCB UPDAT. mode byte - read will be error
FCB \$07 hi address byte
FDB \$FF76 device address
FCB WPNAM*-1 initialization table size
```

```
* Initialization table
```

```
FCB \$00 device class = SCF
FCB \$00 upper & lower case
FCB \$01 erase on backspace
FCB \$00 backspace over line
FCB \$01 echo on
FCB \$01 auto line feed on
FCB \$00 end of line null count
FCB \$01 pause enabled
FCB \$18 lines per page
FCB \$08 backspace character
FCB \$18 delete line character
FCB \$0D end-of-record character
```

```

FCB $1B end-of-file character
FCB $04 reprint line character
FCB $01 duplicate last line character
FCB $17 pause character
FCB $03 interrupt character
FCB $05 quit character
FCB $08 backspace echo character
FCB $07 line overflow (bell) character
FCB $02 initialization value (parity, type)
FCB $00 baud rate (unused)
FDB WPNAM attached device name offset
FCB $00 xon unused
FCB $00 xoff unused
FCB $50 no. columns for display
FCB $18 no. rows for display

```

```

FCB $00 window number unused
FCB $00 rest is invalid
FDB $00 6 empty bytes for
FDB $00 window parameters
FDB $00

```

```

WPNAM FCS /Wp/ device name
EDITION FCB 1
FMAN FCS /SCF/ file manager
DEVDRV FCS /WPDRV/ device driver

```

```

EMOD
WPSIZ EQU * module size
END

```

Listing 4: wecho.dd

```

*****
*
* Device descriptor for Wecho
* a term device which echos to /wp
*
* For use with Level II OS-9
*
* Copyright 1987 by Dennis Skala
* all rights reserved
*
*****

```

```

FCB $0D window number = $0D
FCB $01 rest is valid - use as defaults
FCB $02 window type 2 = 80 col text
FCB $00 X start
FCB $00 Y start
FCB $01 foreground palette
FCB $00 background palette
FCB $00 border palette

```

```

TERMNAM FCS /Wecho/ this device's name
EDITION FCB 1
FMAN FCS /SCF/ file manager
DEVDRV FCS /cc3io/ device driver
WPNAM FCS /Wp/ echo device is wordpak

```

```

EMOD
TERMSIZ EQU * module size
END

```

```

NAM Wecho
TTL Level II device descriptor for window device which echos to /wp
IFPL
USE /D0/DEFS/OS9DEFS
USE /D0/DEFS/SCFDEFS
ENDC

```

```

* Note - USE /D0/DEFS/OS9DEFS AND
* USE /D0/DEFS/SCFDEFS STATEMENTS ARE
* INCLUDED BETWEEN IFPL & ENDC

```

```

MOD TERMSIZ, TERMNAM, TYPE, REVS, FMAN, DEVDRV
TYPE SET DEVIC+OBJCT
REVS SET REENT+1
FCB UPDAT. mode byte - read + write access
FCB $07 hi address byte
FDB $FFAD device address matches window number
FCB TERMNAM*-1 initialization table size


```

*** Initialization table**

```


FCB $00 device class = SCF
FCB $00 upper & lower case
FCB $01 erase on backspace
FCB $00 backspace over line
FCB $01 echo on
FCB $01 auto line feed on
FCB $00 end of line null count
FCB $01 pause enabled
FCB $10 lines per page
FCB $08 backspace character
FCB $18 delete line character
FCB $0D end-of-record character
FCB $1B end-of-file character
FCB $04 reprint line character
FCB $01 duplicate last line character
FCB $17 pause character
FCB $03 interrupt character
FCB $05 quit character
FCB $08 backspace echo character
FCB $07 line overflow (bell) character
FCB $02 initialization value (parity, type)
FCB $00 baud rate (unused)
FDB WPNAM attached device name offset
FCB $00 xon unused
FCB $00 xoff unused
FCB $50 no. columns for display
FCB $18 no. rows for display

```



CY-BURNET-ICS
SOFTWARE FOR KIDS

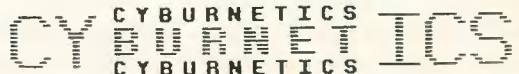
3 + 4



—Dual Program Specials—

- TIME/MONEY \$39.95
- ADDITION/SUBTRACTION \$39.95
- MULTIPLICATION/
BEAT THE COMPUTER \$21.95

supports CoCo 1, 2, & 3
 specify cass/disk/Network II
 school P.O.s welcome
 add \$2.00 shipping and handling
 Network orders add \$10.00 per disk
 Write for Free Catalog



5705 CHESSWOOD DR.
KNOXVILLE, TN 37912
615-888-4865

3 x 8 = 24

3 x 5 = 15



Barden's Buffer

Hands-On Hershey

By William Barden, Jr.
Rainbow Contributing Editor

Besides this column in RAINBOW, I write a regular column for RAINBOW's sister publication, PCM, The Personal Computer Magazine for Tandy Computer Users. Believe it or not, Tandy MS-DOS system owners are not bad people. Thanks to their efforts, you're about to receive a gift — as a matter of fact, 1377 gifts. . . .

Let me explain. Back in the December 1987 and January 1988 PCM columns, I described a font utility and font driver program that worked in conjunction with a public domain font set called the Hershey font.

A font is just a collection of character definitions, such as the ones displayed on the CoCo screen for the alphabet, digits and special characters. As you probably know, there's quite a variation in fonts, ranging from characters that are drawn with straight line segments to very ornate characters, drawn with serifs and gingerbread.

The Hershey Project

The Hershey font is a *digitization* of all kinds of characters in several different fonts — plain vanilla, fancy, Old English, German, Russian and Greek. Hershey also takes in special symbols such as music, mathematical and cartographic (map) symbols. Typical characters in the Hershey set are shown in figures 1 and 2, actual photographs of a CoCo 3 screen in high resolution (640-by-192) mode.

The Hershey characters were created by Dr. Allen V. Hershey, of the U.S. Naval Weapons Laboratory, in the late 1960s. Unlike typical computer characters, which are bit-mapped, the Hershey characters were designed for vector devices such as COM (Computer Output on Microfilm) and plotters. Figure 3 shows the difference between a bit-mapped character used on the CoCo 3 and the corresponding Hershey character.

The beauty of the Hershey characters is that they can be drawn on the CoCo and PC-compatible systems by using the BASIC DRAW command (which draws a line segment between any two points on the screen) rather than by setting a matrix

Bill Barden has written 27 books and over 100 magazine articles on various computer topics. His 20 years' experience in the industry covers a wide background: programming, systems analysis and managing projects for computers ranging from mainframes to micros.

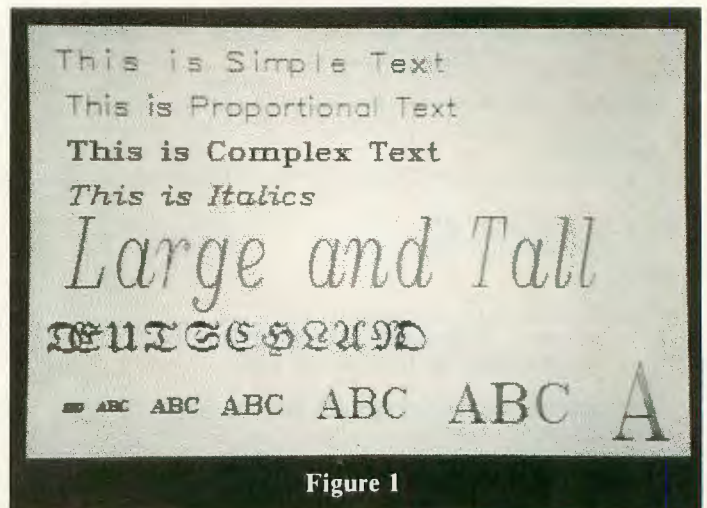


Figure 1





Figure 2

of bits on and off. Since DRAW involves a line between two points, scaling can easily be done — characters can be made larger or smaller without the “blockiness” that results from expanding a bit-mapped character (see Figure 4).

Although it's possible to buy a mainframe magnetic tape in ASCII or BCD format that provides the characters, I suggested to the readers of PCM that they might like to help

Bit-Mapped



Hershey

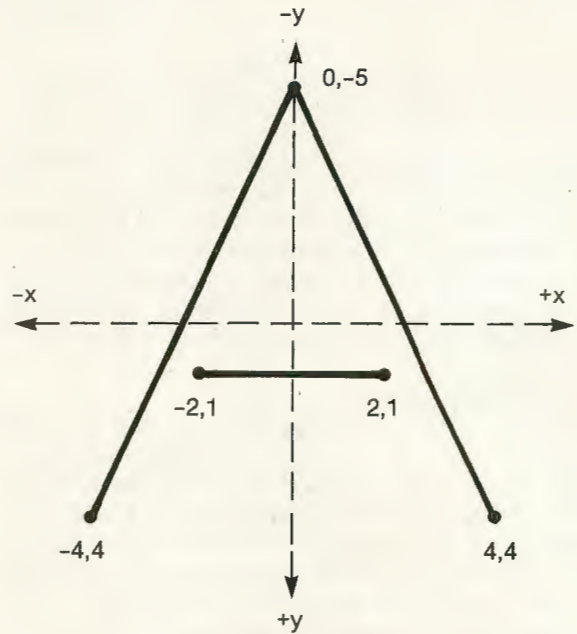



Figure 3: Bit Mapped vs. Hershey Characters

Enlarged Bit-Mapped 'A'



Enlarged Hershey Character

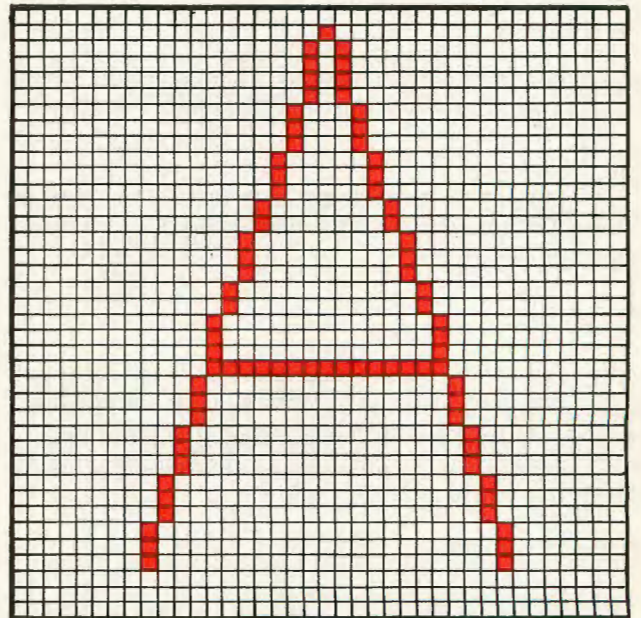


Figure 4: Enlarged Bit-Mapped vs. Hershey Characters

me create a database of characters from the printed character definitions I had. It was no easy task — there were approximately 100,000 bytes worth of data to be entered, all precisely so. The response was overwhelming. I had 58 volunteers the first month, offering from several hours to unlimited amounts of time.

Because of the number of volunteers, I was able to allocate a few hours' worth of work to several dozen readers. The result was a database of more than 100,000 bytes defining all 1,377 Hershey characters. The database can be used on MS-DOS systems, on the CoCo 1, 2 and 3, and on any system with a vector DRAW capability.

Thanks to the PCM readers, this database exists now in CoCo-friendly form. I had to modify the original programs for the CoCo, which took some additional work on my part. But this resulted in two programs that are better than the MS-DOS versions. I'm presenting them here, and I'll also tell you how to obtain your copy of the Hershey database.

With the *Hershey* database and programs, you can include alphabetic characters, digits and special characters in any size on your graphics screens. Proportional spacing, where narrower characters are allocated less width, is also provided. About the only negative aspect of the character set is that the characters do take some time to be drawn on the screen — typically seconds per character in low-speed mode. (For CoCo 3 users, this time can be halved in high-speed mode. Perhaps I can provide a fast assembly language or BASIC09 driver in the future, if there's enough interest.)

The Hershey Utility Program

Hershey Utility, shown in Listing 1, allows you to enter Hershey characters or to define your own vector characters. Once defined, the characters can be dumped to one or many files for use with the driver program, described further on. The utility program is designed for a CoCo 1, 2 or 3 disk system with Extended BASIC. As the program runs in 32-character mode, a full-width screen is not necessary.

The menu for *Hershey Utility* is as follows:

Hershey Font Utility

1. Read Characters from Disk
 2. Display Character
 3. Define New Character
 4. Store Characters on Disk
 5. List Characters in Memory
 6. Initialize Hershey File!
- Selection (1-6):?

Let's suppose that the Hershey font database didn't exist — you could use *Hershey Utility* to create it!

Defining Characters

For you aspiring font engineers, entering a 3 for "Define New Character" takes you into the character definition mode. The first prompt is:

INPUT #:?

Hershey characters are assigned numbers from 1 through 3,926. The program, however, accepts values from 1 through 32,639. Suppose we want to enter a Hershey straight-line 'A', Character Number 1 — we enter a 1 for the Hershey number and are greeted by the next prompt:

INPUT X,Y VALUES:?

Hershey values are based on a matrix of square points 128 units wide by 128 units high. Some characters use fewer points than others, however. A Hershey 'A', a small-format, straight-line character, is defined in the Hershey book of values as follows:

1 : -5, 5: 0, -5: -4, 4:-64, 0: 0, -5: 4, 4:-64, 0: -2, 1: 2, 1:
-64, -64

The first digit is the number of the character. The next two digits are the width of the character in the x position. The

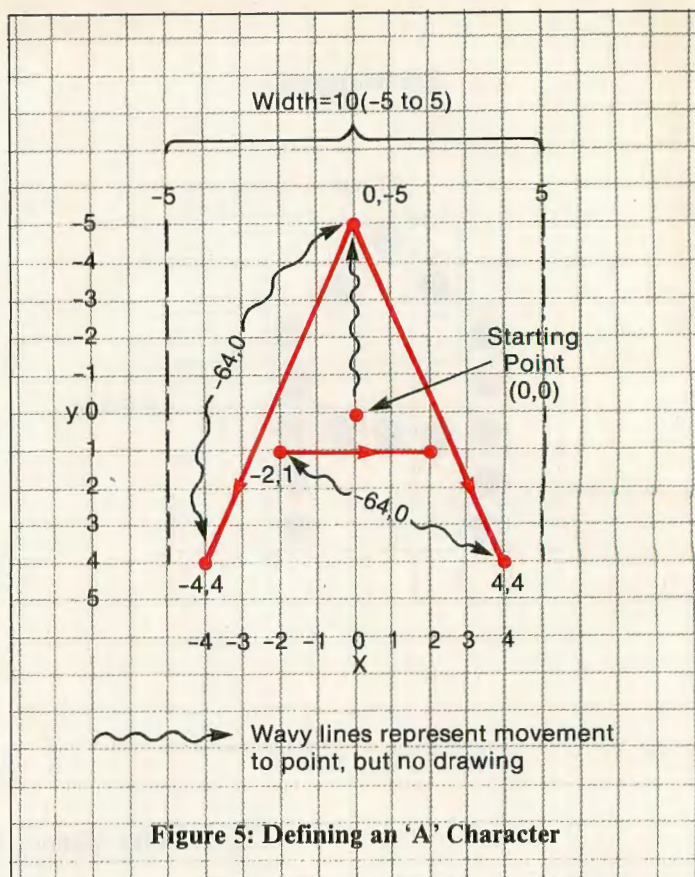


Figure 5: Defining an 'A' Character

-5 is five units to the left of the center line, and the 5 is five units to the right of the center line. The remaining pairs of numbers are the (x,y) coordinates of the points defining the character. Figure 5 shows the definition of the 'A' on the matrix of points.

The (-64, 0) pair is a special case. It says, "Move to the next (x,y) coordinate without drawing a line." This is necessary to draw character segments that are not connected to a previous segment. The (-64, -64) pair is a terminator, which marks the end of the data for the character. A terminator is needed because all the characters are of different lengths — simple characters may take only 10 points, but complex, elaborate characters take as many as 250 points!

The entire dialog for entering the 'A' is shown below:

```
Input X, Y Values:? -5,5
Input X, Y Values:? 0,-5
Input X, Y Values:? -4,4
Input X, Y Values:? -64,0
Input X, Y Values:? 0,-5
Input X, Y Values:? 4,4
Input X, Y Values:? -64,0
Input X, Y Values:? -2,1
Input X, Y Values:? 2,1
Input X, Y Values:? -64,-64
```

When the terminating value is entered, the program switches to a 256-by-192 graphics mode screen and draws the character. Pressing any key brings you back to the menu.

This same process is repeated for other characters in the Hershey (or your own) set. If an error is made and the character isn't drawn properly, you can re-enter the character. The program will always take the most recently entered character as the definition of the character. Characters do not have to be entered in any sequential order.

Listing Characters in Memory

You can list the currently entered characters in memory by selecting Menu Item 5. The program lists all characters in the order they were entered. Here is a typical listing:

```
551 552 553 554 555 556
557 558 559 560 561 562
  1  2  3  3 561
```

Note that there are two repeats (3 and 561) and that the characters are not completely in order.

Displaying Any Character

You can display any character in memory by selecting Menu Item 2.

When prompted, input the Hershey number, and you'll see the character displayed on a graphics screen. Press any key to get back to the menu.

Creating a New File

Once you have characters defined, you can create a Hershey file containing the characters. Selecting Menu Item 6 initializes a file, and you'll be met with these prompts:

```
File Name: ? SCRIPT /
Y to Continue, N to Restart:
Input Start, End#: ? 551, 576
```

The filename above is SCRIPT/ (the / character avoids the extension /DAT, which BASIC automatically tacks on if the / is not included — forget the / if you want to create a file

with a /DAT extension). The character numbers (Start, End) in the file are 551 through 576 inclusive (551 and 576 are included). The numbers from 551 through 576 do not have to exist — this is only a range of character numbers that will be included in the file. Other character numbers will be ignored and not sent to the output file.


You can create one huge file called HERSHEY/ if you want, but it's probably better to create a variety of smaller files designated by the types of characters in the file. The SCRIPT/ file here includes uppercase script characters, for example. You can create one or many files from the same set of characters in memory.

As the file is created, all characters in memory are sorted by Hershey number and then output to the file. Duplicate characters are deleted, with the program sending the most recent character definition to the file. If you do a "list" after creating the file, you'll see an ordered listing of the numbers with duplicates deleted — for example:

```
  1  2  3 551 552 553
554 555 556 557 558 559
560 561 562
```

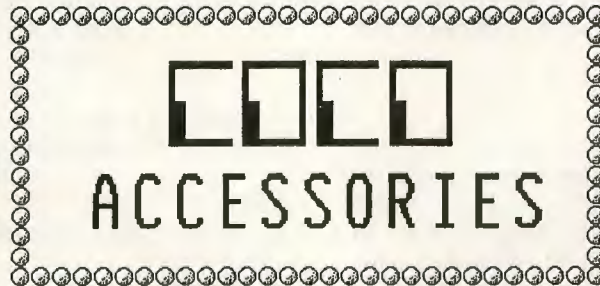
Reading Additional Characters From Disk

Once one or more files have been created, you can reload the file at any time. After creating SCRIPT/, for example, you could reload the characters at another session by selecting Menu Item 1. The "read characters" function reads in all or a portion of characters from a named disk file. The read merges the data from the disk file with any characters already in memory. Suppose you had defined the characters 651, 652,




Hardware

- 2 Drive System(2 DSDD Drives in one case)* \$329.95
- Drive 1 Upgrade(1 DSDD for your 26-3129 or 3131) Specify Catalog# when ordering !! \$119.95
- Drive 0-SSDD Full Height* \$209.95
- Drive 1-SSDD Full Height \$135.95
- COCO 3 512K Upgrade(New Low Price)-\$99.95
- COCO 3 Keyboard \$34.95



Epson LX-800 Printer
\$219.95
 180 CPS - DRAFT
 30 CPS - NLD
 3K BUFFER
 REQUIRES SERIAL TO PARALLEL INTERFACE



Software & Misc.

- Art Deli(440 Pix on 10 disks) \$99.95
- COCO Graphics Designer \$29.95
- ADOS - \$29.95 ADOS 3 - \$39.95
- Monitor Interface \$29.95
- Serial to Parallel Converters \$54.95
- FKEYS III - \$19.95 Sixdrive - \$19.95
- Telewriter 64 - \$59.95 COCO-Util - \$39.95
- Gauntlet - \$28.95 Pyramix - \$24.95
- Disto Super Controller \$99.95
- COCO in Stitch (X-Stitch Patterns)- \$ 3.95

*Specify R.S. or Disto Controller.

The Computer Center

IF YOU DON'T SEE IT, ASK US !

5512 Poplar Ave. Memphis, TN 38119 901-761-4565

ALL DISK DRIVES CARRY A 90 DAY WARRANTY.

Add \$4.00 For Shipping & Handling. VISA, Master Card, & Money Orders Accepted. Allow 3 Weeks for personal checks, NO C.O.D.S. Prices may change without notice.



653 and 654. Reading in SCRIPT/ might result in this dialogue:

```
File Name: ? SCRIPT/
Input Start, End#: ? 1,10000
```

The resulting list of characters after reading in SCRIPT/ would then be as follows:

```
651 652 653 654 551
552 553 554 555 . . .
```

The range of 1 to 10,000, by the way, was just a convenient way of saying "give me all the characters in the file," assuming that no character number is greater than 10,000.

Merging Characters in Memory With Existing Data on Disk

Menu Option 4 lets you merge the current characters in memory with characters in an existing file. It operates much like Menu Item 6, Initialize File, except that the specified range of characters in memory is merged in sequence in the characters of an existing file. If the character already exists in the disk file and it also is present in memory, it replaces the character in the disk file. This menu option can be used to modify a character on disk or simply to merge in new characters.

If You Never Want to Define Characters

Maybe you don't want to define any characters. In that case, simply use the existing Hershey characters, which you can get from me. *Hershey Utility*, though, still comes in handy for breaking up the huge Hershey database into smaller files, which can then be loaded in by the program *Hershey Font Driver*, described below. Bear in mind, however, that with a little bit of plotting, you can define your own characters and conveniently save them in a file.

Bells and Whistles

Hershey Utility was designed primarily for entering Hershey character definitions. There are some embellishments that could make it a more usable program. Some Hershey volunteers complained that the program had no editing capability — if you enter an invalid 240th data pair, you're going to have to repeat the entire entry. That is a drawback, but perhaps it can be corrected.

Another problem is that the entire Hershey database cannot be loaded into memory. As a matter of fact, not very many characters can be loaded into the CoCo before it runs out of memory; this is more of a handicap imposed by Extended BASIC. An average Hershey character is 70 bytes long — 100 characters require 7,000 bytes of memory, a large chunk in a system with only about 23K of free memory to start with. However, working with smaller file sizes overcomes this handicap. With the merge capability (Store Characters), the disk file can be up to the limits of the disk — characters can be merged into a master file in small increments. Accessing the Hershey database is no problem, as you'll see in the next description.

The Hershey Font Driver

Hershey Font Driver is an Extended BASIC program that will work with a CoCo 1, 2 or 3. Once a database of characters is established, *Hershey Font Driver* can access them and display them on the screen. Assuming that you have created a dozen files or so with the *Hershey Utility* program, any of

the 1,377 characters can be accessed within seconds and loaded into memory, at which time the current character set is available for screen display.

Any groups of characters can be mixed together in memory. Hershey characters (or your own characters or symbols) can be equated to ASCII characters for easy reference. For example, printing "ABCDEF" can cause ABCDEF to appear as script, Old English or Greek characters, depending on how you've set up the correspondence between the Hershey and ASCII codes.

Characters can be programmed in different sizes, from pinpoint size to a character that fills the screen. Hershey characters, however, work best when they are larger than standard screen characters — small characters lose resolution.

Hershey Font Driver, shown in Listing 2, is set up as a subroutine with line numbering from 10000 on up. The comment lines at the beginning of the program can be deleted to save memory. *Hershey Font Driver* is called from your own BASIC program with string ZA\$ set equal to characters you want displayed and with *Font Driver* subcommands; *Font Driver* subcommands are preceded by %% — two percent signs — and ended by a semicolon. There are eight subcommands:

%%I;	Initializes driver
%%Fname;	Sets the Hershey font filename to "name"
%%Sn,m;	Sets scale factor for the characters
%%Mx,y;	Moves an imaginary graphics cursor to the (x,y) position corresponding to the graphics mode in force
%%Wn;	Sets the character width or proportional spacing
%%Rn,m;	Reads Hershey characters from file "name"
%%Nh,a,m;	Equates the next m Hershey characters to the next m ASCII codes
%%C;	Toggles the control code flag

To illustrate a typical sequence of commands, look at the "call" to the *Hershey Font Driver* below:

```
100 CLEAR 4000
110 DIM E(200), C$(100), AX(255)
120 PMODE 4,1
130 SCREEN 1,0
140 PCLS
150 (your graphics routines here)
160 ZA$=
170 GOSUB 10000
180 . . .
```

Initialization

Before a call can be made to *Hershey Font Driver*, some action must be taken in the calling program. CLEAR allocates additional string space. The amount required depends on the size of your program, the amount of string processing your program does, and the amount of free memory. Some experimentation is called for here.

Three arrays are used by *Font Driver*. Array E holds two entries for each Hershey character. If you'll be using 100 characters, for example, use DIM E(200). The C\$ array is the string array that holds each Hershey character definition. Use C\$(100) to hold up to 100 Hershey characters in memory. The AX array equates 256 ASCII codes to a Hershey character number and is fixed by DIM AX(255).

Of course, the screen must be set to the proper graphics

mode with a SCREEN and PMODE. (If you're using a CoCo 2 and want to do SCREEN displays, use that setup, but see the note farther on — all HDRAWs must be changed to DRAWs.)

You can call *Hershey Font Driver* at any time — before, during or after your own graphics displays. Each call is made with ZA\$ set to a string of Hershey subcommands intermixed with characters.

Subcommands to Call the Driver

The first subcommand in the string should be a %I to initialize the arrays and do general setup within *Font Driver*. %I can be used at any time, however, to “wipe the slate clean” and provide additional room in memory. Here is an example of the subcommand used in a program line:

```
160 ZA$ = "%I; . . .
```

The next typical subcommand is a %F NAME command. This simply sets the current filename to the name you've specified. No read is done at this point. The filename can be changed whenever you like, to read in characters from different font files. You might have Greek letters in a file called GREEK/, for example, and German in a file called GERMAN/. Don't forget to add the slash after the name if the file does not have the extension /DAT. This subcommand must be done before an actual read; otherwise, the default filename of “ ” (null string) will cause an error. It would be used in a program as follows:

```
160 ZA$ = "%I;%FSCRIPT/; . . .
```

The next subcommand might be a read command. The %R command reads in characters n through m from the current file. Any range of values can be read in from the current file. Generally, just read in whatever characters you will be using to save space. Characters read in are appended to any previous characters — the more reads that are done, the larger the list of characters will grow. Purge the list by issuing a %I subcommand at any time.

One important caution: When using more than one read command with a single file (a typical situation), order the read subcommands by character number. If you do this, the reads will be sequential — the file is kept open and the characters will be read in one pass. If the reads are not in sequence by character number, the program will search from the beginning of the file for each read. In our ever-growing sample program line, the %R subcommand would be used like this:

```
160 ZA$ = "%I;%FSCRIPT/;%R551,576;%R651,676; . . .
```

The above subcommand reads in characters 551 through 576 (uppercase script), followed by characters 651 through 676 (lowercase script) from the Hershey database.

The next subcommand, %N h, a, m, ;, typically is an equate command. The N subcommand equates a set of Hershey numbers to ASCII codes. ASCII codes run from 0 to 31 (control characters), from 32 to 127 (digits, uppercase and lowercase letters, and special characters), and from 128 through 255 (non-standard characters not in the original

A to Z Unlimited

COCO 1, 2, & 3 COMPATABLE
SOFTWARE DIV.

Chemistry Tutor

A TWO DISK SET THAT IS DESIGNED TO BE EXTREMELY USER FRIENDLY AND IS AN AID TO LEARNING HIGH SCHOOL OR COLLEGE LEVEL CHEMISTRY PRINCIPLES. TEXT LESSONS ARE COMBINED WITH HIGH RESOLUTION GRAPHIC ILLUSTRATIONS.

COMPREHENSIVE TESTING SECTIONS COVER THE PRINCIPLES NECESSARY FOR A FIRM BASE IN THE CHEMICAL FIELD.

AN ELEMENT SECTION THAT ALLOWS THE STUDY OF ALL 106 ELEMENTS THAT HAVE BEEN DISCOVERED AND CONFIRMED.

ELEMENT DATABASE ALLOWS FINDING DATA ON THE ELEMENTS IF THE ATOMIC SYMBOL, NUMBER, OR ELEMENT NAME IS KNOWN.

Disk Only:
\$42.00 + S&H

BTU Analysis

ANALYZES HEAT LOSS & GAIN AND CALCULATES PROPER HEATING AND COOLING UNIT SIZE.

NEW LOW PRICE!!!

NOT COPY PROTECTED!!!

SAVE YOUR DATA ON DISK!!!

- * INSTRUCTIONS INCLUDED IN SOFTWARE
- * EASY TO USE, FOR DO IT YOURSELF ADDICTS.

Disk Only:
\$27.00 + S&H

IRA Analysis

COMPARE I.R.A.'S AND GET MORE ON YOUR INVESTMENT.

NEW LOW PRICE!!!

NOT COPY PROTECTED!!!

SAVE YOUR DATA ON DISK!!!

- * BUILT-IN DEPOSIT LIMITS
- * PERSONALIZED PROFESSIONAL RESULTS
- * EACH ANALYSIS IS UNIQUE WITH A YEAR BY YEAR BREAK DOWN OF RESULTS.

Disk Only:
\$17.00 + S&H

A to Z Unlimited

SOFTWARE DIV. 901 FERNDAL BLYD
HIGH POINT, NC 27260
(919)-882-6255

Shipping & Handling Charge \$3.00

THE POWER STONES OF ARD

**THE QUEST FOR
THE SPIRIT STONE**

You're tired, you're hungry, not to mention you're badly injured. No one in town seems to want to talk to you. Your magic sword has stopped glowing, the room is dark, you're out of spells, you can't get your wand to work, you won't swear to it but you may be lost, you have no idea what that last puzzle meant, and you hear something large moving just beyond the only door. The old sage warned you there would be days like this!

“QUEST FOR THE SPIRIT STONE” is an Adventure that will keep you playing for hours. It features single keystroke commands, 16 color graphics, 100% Hi-Res graphics screens, full game save, extensive playing area, level advancement, and the disk is not copy-protected. You choose your character's name, race, sex, and ability scores. The use of arrow keys simplify movement. This one is easy to play but a challenge to complete!

ONLY \$18.00 AND WE PAY SHIPPING!

North Carolina residents add 5% sales tax
COLOR COMPUTER 3 AND ONE DISK DRIVE REQUIRED

Send check or money order to:

THREE C'S PROJECTS
P.O. Box 1323
Hamlet, NC 28345

ASCII set). Suppose you want to equate the Hershey uppercase script characters at 551 through 576 to ASCII characters A through Z. The ASCII characters A through Z are codes 65 through 96. This subcommand would do the trick:

```
160 ZA$ = "%I;FSCRIPT/;%R551,576;%N551,65,26; . . ."
```

The N subcommand can be used at any time to change the equivalences for ASCII codes. The advantage of equating other fonts to ASCII A through Z is that standard characters can be used in (and printed from) ZA\$. Otherwise, ZA\$ might have to be made up of CHR\$ functions — CHR\$(3) + CHR\$(17) + CHR\$(5) . . .". Note that the N subcommand works with a block of *m* characters. Sometimes a single character at a time must be equated, for example:

```
1000 ZA$ = ". . . %N699,32,1; . . ."
```

The above line equates a Hershey blank 699 to an ASCII space, Code 32. Also note that no characters can be displayed with *Font Driver* unless they are defined by the N subcommand. The *Font Driver* does not display normal screen characters (use the HPRINT command for this in CoCo 3 Extended BASIC).

The %C subcommand "toggles" the control code flag in *Font Driver*. If the flag is set, a carriage return and line feed (ASCII characters 13 and 10) will cause the proper action on the screen. If the flag is not set, ASCII carriage return and line feed codes will be used in finding an equated Hershey character, just like the other ASCII codes. Alternate %C subcommands turn the flag on and off. Use this command for automatic line spacing, if desired.

The size of the characters displayed is determined by two things, the size of the character on digitization (Hershey worked with three basic sizes) and the scale factor. The %Sn,m; subcommand sets the horizontal (*n*) and vertical (*m*) scale factors. A scale factor of 1 produces characters from nine to 21 pixels high in 256-by-192 mode, depending on the font. Setting *n=m* will provide a character that looks like the original digitization in 256-by-192 mode. (In HSCREEN mode, *n* must be 2.4 times greater than *m* for a 1:1 character.) Increasing *n* produces a taller character. Increasing *m* produces a more squat character. Fractions can be used here. Use the \$\$S subcommand as follows:

```
160 ZA$ = "%I;%FSCRIPT/;%R551,576;%N551,65,26;%S2.4,2; . . ."
```

This string sets the *x* scale factor to 2.4 and the *y* scale factor to 2.

The %Wn; subcommand has two width modes for *Font Driver*. If %W999; is specified, *Font Driver* will use the width of the character from the width bytes. This produces proportional spacing, where each character is allocated a different width. Using another width value spaces over a fixed amount of width for every character — the value is the width in pixels. Here is an example of the subcommand that sets proportional spacing used within a program line:

```
160 ZA$ = "%I;%FSCRIPT/;%R551,576;%N551,65,26;%S2.4,2;%W999; . . ."
```

The %Mx,y; subcommand positions an invisible cursor

to an *x,y* position. This subcommand is used to find the starting position prior to displaying a new group of characters. The cursor is referenced to the center point of each character, so enough space must be provided on both its left and right sides. A BASIC error may result if the DRAW command draws off the screen. The M subcommand can be used at any time, and may appear like this:

```
160 ZA$ = "%I;%FSCRIPT/;%R551,576;%N551,65,26;%S2.4,2;%W999;%M32,16; . . ."
```

The above string moves the cursor to *x=32,y=16*.

"Normal" Characters

Screen printing is done by either CHR\$ codes or normal ASCII characters that have been equated to corresponding Hershey numbers. To print in uppercase script, for example, the string could be:

```
160 ZA$ = "%I;%FSCRIPT/;%R551,576;%R699,699;%N551,65,26;%N699,32,1;%S2.4,2;%W999;%M32,16;"THIS IS UC SCRIPT WITH BLANKS"
```

The sequence above will be printed starting at (32,32), the center point of T, with proportional spacing and in script.

Once all the definitions have been made, display of characters becomes much easier. Just use normal text and change the scaling, spacing or position when necessary. Don't hesitate to include your own strings as "macro" subcommands, either. If uppercase script will always be scaled at 2.4 and 2 with proportional spacing and contained in a file called SCRIPT/, you can do something like this:

```
100 UC$ = "%FSCRIPT/;%R551,576;%N551,65,26;%S2.4,2;%W999"
600 ZA$ = UC$: GOSUB 10000
```

As a further example of the use of subcommands, see the code in Listing 3 that prints the characters in Figure 1.

HSCREEN Hershey Font Driver Program

The *Hershey Font Driver* program for CoCo 2 users is identical to the program in Listing 2 except that all HDRAWs must be changed to DRAWs, and the SCREEN must be set by the calling program.

How to Get the Hershey Font

Because the Hershey font is in the public domain, and because the efforts of our MS-DOS comrades created the large database, the Hershey font database is available free to certifiable CoCo freaks. To get your copy, send a statement by your spouse or significant other indicating that you spend more time with the CoCo than with them. Also send me a formatted 35-track, single-sided disk and include a self-addressed envelope large enough to hold the disk. *Stamp* the envelope with at least \$1.07 worth of stamps (or more, if you include heavy disk protection such as cardboard or steel).

In keeping with the spirit of this project, you may not resell the programs, but may distribute them free as often as you wish, *providing my copyright is maintained*. I'll also try to get the database and programs on Delphi. Write to William Barden, Jr., Post Office Box 3568, Mission Viejo, CA 92692.

The Hershey Font Project has been an exciting one for me because of the enthusiastic response from readers. This started off as a CoCo project, and I'm glad to see that it finally

wound up as one. I'm certain that if it had been CoCo readers solicited for the volunteer work, the response would have been just as great. This project shows what can be accom-

plished by a group of unselfish computer users. Perhaps the next project of this type could be a CoCo project. Any volunteers? □

✓	300122	142021
	490146	1610220
	700112	179024
	890142	195048
	1100217	212086
	1230153	END171

Listing 1: FONTUTIL

```

100 '=====  

=====  

=====  

110 '  

120 ' HERSHEY FONT UTILITY. ALLO  

WS HERSHEY CHARACTERS TO BE READ  

FROM  

130 ' DISK FILE, DISPLAYED, DEFI  

NED, AND MERGED WITH DISK FILE D  

ATA.  

140 '  

150 ' V1.0 12-31-87 COCO 1, 2, 3  

VERSION  

160 '  

170 '-----  

180 ' INITIALIZE C$ AND E TABLE  

POINTERS AND ALLOCATE ARRAYS  

190 CLS  

200 CLEAR 5000  

210 I = 0: J = 0  

220 DIM HV( 300 ), C$( 300 ), E(  

600 )  

230 PRINT MEM  

240 SCREEN 0,1  

250 '  

260 '-----  

270 ' DISPLAY MENU  

280 CLS  

290 PRINT "HERSHEY FONT UTILITY"  

300 PRINT "1. READ CHARACTERS FR

```

```

OM DISK"  

310 PRINT "2. DISPLAY CHARACTER"  

320 PRINT "3. DEFINE NEW CHARACT  

ER"  

330 PRINT "4. STORE CHARACTERS O  

N DISK"  

340 PRINT "5. LIST CHARACTERS IN  

MEMORY"  

350 PRINT "6. INITIALIZE HERSHEY  

FILE!"  

360 '  

370 '-----  

380 ' MAIN LOOP. INPUT SELECTION  

AND BRANCH OUT.  

390 PRINT "SELECTION (1-6):";  

400 INPUT RE  

410 IF RE = 5 THEN GOTO 2190  

420 IF RE < 1 OR RE > 6 THEN GOT  

O 390  

430 ON RE GOSUB 460, 710, 1190,  

1660, 2190, 1680  

440 GOTO 280  

450 '  

460 '=====  

=====  

=====  

470 '  

480 ' READ CHARACTERS FROM DISK  

490 ' MERGES C$ AND E ARRAYS WIT  

H HERSHEY CHARACTERS FROM DISK F  

ILE.  

500 '  

510 '-----  

520 ' INPUT FILENAME, START, AND  

END RANGE OF HERSHEY CHARACTERS  

AND OPEN  

530 INPUT "FILE NAME:"; F$  


540 INPUT "INPUT START#, END#:";  

SN, EN  

550 OPEN "I", #1, F$

```

DMC "No Halt" Disk Controller



Unleash your CoCo's potential!

Our new Dual Mode Controller (DMC) implements a new "no halt" mode of operation so it can read from or write to disk all by itself. The 6809 is freed to process other tasks and respond to interrupts. This is how OS-9 was meant to run! But the Radio Shack "halt" mode of operation is also retained to maintain full compatibility with existing non-OS-9 software.

Free! Disk caching software included can speed up OS-9 disk accesses.

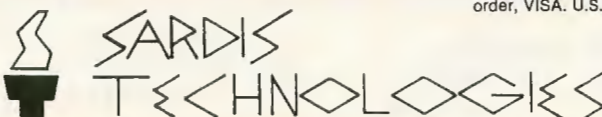
Other DMC features:

- works with original CoCo, CoCo 2, or CoCo 3 (Multi-Pak required)
- no adjustments — all-digital data separator and write precompensation
- gold plated card-edge connectors for reliability
- ROM socket takes 24 pin or 28 pin chip; dual DOS capability
- Radio Shack DOS 1.1 ROM installed
- 8K bytes cache memory on board (32K optional)
- D.P. Johnson's SDISK package (specially modified for DMC) is included at no charge (\$30 value)
- aluminum case
- fully assembled and tested; 120 day limited warranty

To order: DMC controller with RSDOS 1.1 and SDISK (specify OS-9 Level I or II) \$149.50 plus \$5 S/H (\$12 overseas). Add \$16 for 32K RAM option. Terms (prices in \$US); check, money order, VISA. U.S.A. orders shipped via UPS from WA state.

Did you know?

...that all the older floppy disk controllers for the CoCo completely tie up (and even halt) the 6809 processor during disk reads and writes? No wonder your keyboard is constantly "losing" characters! Or that your serial port often gives you garbage.



2261 East 11th Ave., Vancouver, B.C., Canada V5N 1Z7

(Also ask about our ST-2900 6809 based expandable single board computer)

(604) 255-4485 (Pacific Time)

NEW

T & D SUBSCRIPTION SOFTWARE CONTINUES ITS

ISSUE #1, JULY 1982

COVER
RACETRACK
HANGMAN
MUSIC ALBUM
LIFE EXPECTANCY
WORD TESTS
KILLER MANSION
BARTENDER
CALENDAR
ROBOT WAR

ISSUE #2, AUGUST 1982

UFO COVER PT. 1
BIORHYTHM
BOMBARDMENT
BLACK JACK
COST OF LIVING
FRENZY
BUSINESS LETTER
QUICK THINK
QUEST INSTRUCTIONS
QUEST FOR LENORE

ISSUE #3, SEPTEMBER 1982

UFO COVER PT. 2
BASKETBALL
CHUCKLUCK
SLOT MACHINE
ALPHABETIZER
NFL PREDICTIONS
FLAG CAPTURE
ROBOT BOMBER

ISSUE #4, OCTOBER 1982

UFO RESCUE
TANK BATTLE
DRIVEWAY
SOUNDS
BALLOON DROP
MIND BOGGLE
COCO-TERRSTRIAL ADV.
CALORIE COUNTER
JACK-O-LANTERN

ISSUE #5, NOVEMBER 1982

CATALOG COVER
BOWLING
PROGRAM INVENTORY
PROMISSORY-LOANS
CHECKBOOK BALANCER
TRIGONOMETRY TUTOR
CONVOY
BAG IT
SPECTRA SOUND
CONVEYOR BELT

ISSUE #6, DECEMBER 1982

CHRISTMAS COVER
RAINDROPS
STOCK MARKET
ADVANCED PONG
DESTROY
SOUND ANALYZER
CREATIVITY TEST
VOICE DATA
ML TUTORIAL PT. 1
LOONY LANDER

ISSUE #7, JANUARY 1983

NEW YEARS COVER
LIST ENHANCER
SUPER PRECISION DIV.
BOMB DIFFUSE
SPACE STATION
ML TUTORIAL PT. 2
SHOOT OUT
FIND UTILITY
CYRORG INS
CYBORG FACES

ISSUE #8, FEBRUARY 1983

COVER 8
DEFEND
3 DIMENSIONAL MAZE
COCO CONCENTRATION
AUTO LINE NUMBERING
ML TUTORIAL PT. 3A
ML TUTORIAL PT. 3B
NUCLEAR POWER PLANT
DUAL BARRIER
BRICKS

ISSUE #9, MARCH 1983

TIME MACHINE COVER
TRIG DEMO
PYRAMID OF CHEOPS
PROGRAM PACKER
BUDGET
ELECTRONIC DATEBOOK
ML TUTORIAL PT. 4
TAPE DIRECTORY
BLOCK-STIR
COCO ADDING MACHINE

ISSUE #10, APRIL 1983

TENTH COVER
PYRAMID OF DANGER
TYPING TUTOR
ML TUTORIAL PT. 5
TINYCALC
STOCK MARKET COMP
YAH-HOO
MISSILE ATTACK
SCREEN PRINT
BRIKPNG

ISSUE #11, MAY 1983

ELEVENTH COVER
ARCHERY
FROG JUMP
ML TUTORIAL PT. 6
MLT DICTIONARY
BASIC SPEED UP TOT
METRIC CONVERTOR
GRAPHIC QUAD ANTENNA
GRAPHICS PROGRAM
CATERPILLAR CAVE

ISSUE #12, JUNE 1983

TWELFTH COVER
SHOOTING GALLERY
BOMB STOPPER
VALLEY BOMBER
STARFIGHTER
WHEEL OF FORTUNE
ML TUTORIAL PT. 7
MERGE UTILITY
RAM TEST
LANDER

ISSUE #13, JULY 1983

THIRTEENTH COVER
FLASH CARD
ICE BLOCK
COSMIC FORTRESS
MAIL LIST
DOLLARS & CENTS
ML TUTORIAL PT. 8
SDSK COPY
MUSIC SYNTHESIZER
CRAWLER

ISSUE #14, AUGUST 1983

MYSTERY COVER
ROW BOAT
COMPUTER TUTL PT. 1
INDEX DATABASE
DISK ZAPPER
COCO MONITOR
COCO-ARTIST
ROBOT COMMAND
TEST SCREEN PRINT
HIGH RESOLUTION TEXT

ISSUE #15, SEPTEMBER 1983

MYSTERY COVER PT. 2
GOLD VALUES
TREK INSTRUCTIONS
TREK
HIGH TEXT MODIFICATION
ASTRO DODGE
DR COCO
PEG JUMP
MORSE CODE
PURGE UTILITY

ISSUE #16, OCTOBER 1983

MYSTERY COVER
BOPOTRON
DIRECTORY RECALL
VECTOR GRAPHICS INST.
VECTOR GRAPHICS
SKYDIVER
SWERVE AND DODGE
NIMBO BATTLE
TAPE ANALYSIS UTILITY
LIFE GENERATIONS

ISSUE #17, NOVEMBER 1983

THANKSGIVING COVER
3-D TIC-TAC-TOE
INDY 500
COLLEGE ADVENTURE
MEMORY GAME
DUNGEON MASTER
WEATHER FORECASTER
GRID FACTOR INST.
GRID FACTOR
DRAW

ISSUE #18, DECEMBER 1983

CHRISTMAS COVER
CLIMBER
GALACTIC CONQUEST
WARLORDS
STATES REVIEW
MATH TUTOR
MACHINE LANGUAGE DATA
PRINTER UTILITY INST
PRINTER UTILITY
MUTANT WAFFLES

ISSUE #19, JANUARY 1984

BANNER
PROBE
DISK DIRECTORY PROTECTOR
OPTICAL CONFUSION
WORD PROCESSOR
WORD SEARCH
ASTRONAUT RESCUE
STAR TRAP
PIE CHART
FORCE FIELD

ISSUE #20, FEBRUARY 1984

INTRODUCTION
HINTS FOR YOUR COCO
ESCAPE ADVENTURE
SEEKERS
MASTER BRAIN
LIST CONTROLLER
DISKETTE CERTIFIER
ROM COPY
BASIC RAM
SNAFUS

ISSUE #21, MARCH 1984

BASIC CONVERSIONS
FINANCIAL ADVISE
CASTLE STORM
DOS HEAD CLEANER
COCO TERMINAL
SNAKE CRAWLER
WAR CASTLE
SKY FIRE
EASY BASIC
DOTS 3-D

ISSUE #22, APRIL 1984

HEALTH HINTS
GLIBLIBS
CLOTHER SLITHER
BIBLE 1 & 2
BIBLE 3 & 4
CATCH ALL
INVADER
ALIEN RAID
MOON ROVER
10 ERROR IGNORER

ISSUE #23, MAY 1984

MONEY SAVERS 1 & 2
STOCKS OR BOMBS
WALL AROUND
COCO TECHNICAL LOOK PT. 1
NUCLEAR WAR INST
THERMONUCLEAR WAR
CIRCUIT DRAWER
MOUSE RACES
SUPER SOUEEZE
DATA FALL

ISSUE #24, JUNE 1984

DIR PACK & SORT
BRICK OUT
COCO TECHNICAL LOOK PT. 2
USA SLIDE PUZZLE
51 *24 SCREEN EDITOR
51 *24 SCREEN
CITY INVADERS
PRINTER SPOOLER
STEPS
SNAKE

ISSUE #25, JULY 1984

CLOCK
COCO TECHNICAL LOOK PT. 3
SKID ROW ADVENTURE
MONEY MAKER
PIN-HEAD CLEANING
LINE EDITOR INST.
LINE EDITOR
BOOMERANG
BUBBLE BUSTER
RECOCHET

ISSUE #26, AUGUST 1984

PEEK, POLE & EXECUTE
SAUCER RESCUE
YOUNG TYPER TUTOR
O-THEL-O
OLYMPIC EVENTS
DOUBLE DICE
COCO DATABASE
BATTLE STAR
COCO-PIN BALL
MONTEZUMAS DUNGEONS

ISSUE #27, SEPTEMBER 1984

COCO TO COM 64
GALACTIC SMUGGLER
INDY RACE
ACCOUNT MANAGER
CASSETTE MERGE UTILITY
STRING PACKING TUTORIAL
SPACE DUEL
BUGS
TRAP-BALL
BALLOON FIRE

ISSUE #28, OCTOBER 1984

HANGING TREE
CHECKERS
FOOTBALL
MORE PEEKS, POKES
SPELLING CHECKER
SOUND DEVELOPMENT
WORD GAME
SCREEN REVERSE
AUTO COPY
RAT ATTACK

ISSUE #29, NOVEMBER 1984

DISK ROLL OUT
ROBOT ON
MULTIPONG
ADVENTURE GENERATOR
QUEST ADVENTURE
QUARTER BOUNCE
DUAL OUTPUT
KEY REPEAT
FULL EDITOR
METEOR

ISSUE #30, DECEMBER 1984

MATH HELP
ZECTOR ADVENTURE
WORLD CONQUEST
DRAG RACE
MINE FIELD
T-NOTES TUTORIAL
T & D PROGRAM INDEXER
SYSTEM STATUS
ERROR TRAP
DROLL ATTACK

ISSUE #31, JANUARY 1985

TREASURES OF BARSOOM
BATTLE GROUND
STRUCTURED COMPILED LANGUAGE
LIBRARY MODULE
MINIATURE GOLF
STAR DUEL
ARITHMETIC FOOTBALL
GRID RUN
SPIRAL ATTACK
FAST SORT
MUNCHMAN

ISSUE #32, FEBRUARY 1985

DR SIGMUND
ICE WORLD ADVENTURE
LOTTERY ANALYST
BASIC COMPILER
MUSIC CREATOR
MEANIE PATROL
TRI-COLOR CARDS
SHAPE RECOGNITION
DISK BACKUP
SPACE PROTECTOR

ISSUE #33, MARCH 1985


LIGHT CYCLE
PAINT
SKEET SHOOTING
GUITAR NOTES
ML DISK ANALYZER
PERSONAL DIRECTORY
NAUGHA ADVENTURE
EGGS GAME
DISK DIRECTORY PRINT
SPEED KEY

ISSUE #34, APRIL 1985

HOVER TANK
POWER SWORD
TERMITE INVASION
SPELLING CHECKER
DOS BOSS
NINE CARD CHOICE
MUSIC GENERATOR
FYR-DRACA
DRIVE TEST
GRAPHIC TOUR

ISSUE #35, MAY 1985

SELECT A GAME 1
TAPE PROBLEMS
STROLL TRIVIA
SOFTBALL MANAGER
FONTS DEMO
CLOWN DUNK MATH
ALPHA MISSION
DOS ENHANCER
HAUNTED HOUSE



SUPER SAVINGS
Single Issue \$8.00
2-5 Issues \$6.00 ea.
6-10 Issues \$5.00 ea.
11 or more Issues . \$4.50 ea.
All 67 Issues \$185.00
Purchase 20 or more issues and
receive a free 6 month subscription

- Every Issue Contains 10 or More Programs
- Many Machine Language Programs
- Available for COCO I, II and III
- All Programs Include Documentation

- We send 1st Class No Charge
- Personal Checks Welcome!



BACK ISSUE SALE OF OVER 670 PROGRAMS!

- ISSUE #36, JUNE 1985**
SELECT A GAME 2
VIDEO COMPUTERIZER
SPEECH SYNTHESIS
SPEECH RECOGNITION
SPACE LAB
AUTO COMMAND
COMPUTER MATCHMAKER
KNIGHT AND THE LABYRINTH
STAR SIEGE
TALKING SPELLING QUIZ
- ISSUE #37, JULY 1985**
CHESS MASTER
BIBLE 3-7
SHIP WREK ADVENTURE
FILE TRANSFER
FOUR IN A ROW
MARSHY
TAPE CONTROLLER
CATACOMB
AUTO TALK
SGRBPAK
- ISSUE #38, AUGUST 1985**
GOLF PAR 3
WIZARD ADVENTURE
KITE DESIGN
ROBOTS
GOMOKU
AMULET OF POWER
LINE COPY UTILITY
DISK PLUMBER
SUPER RAM CHECKER
GRAPHIC HORSE RACE
- ISSUE #39, SEPTEMBER 1985**
DRUNK DRIVING
CAR MANAGER
SQUEEZE PLAY
SUPER BACKUP
RECIPE MACHINE
ANTI-AIRCRAFT
UNREASON ADVENTURE
TALKING ALPHABET
SUPER VADERS
AUTOMATIC EDITOR
- ISSUE #40, OCTOBER 1985**
STAR TREK
HAM RADIO LOG
COCO-WAR
DISK LABELER
SHIP WAR
ELECTRIC COST
MULTIKEY BUFFER
NUKE AVENGER
CURSOR KING
SAND ROVER
- ISSUE #41, NOVEMBER 1985**
GRUMPS
DISK DRIVE SPEED TEST
SOLAR CONQUEST
GAS COST
RIME WORLD MISSION
WUMPUS
CHARACTER EDITOR
GRAPHIC TEST
GRAPHIC LOOPY
BOLD PRINT
- ISSUE #42, DECEMBER 1985**
HOME PRODUCT EVALUATION
YAHTZEE
DISK UTILITY
MACH II
ELECTRONIC BILLBOARD
CAR CHASE
SUPER MANSION ADVENTURE
SLOT MACHINE GIVE AWAY
TEXT BUFFER
TUNNEL RUN
- ISSUE #43, JANUARY 1986**
DUELING CANNONS
WATER COST
ZIGMA EXPERIMENT
MUSICAL CHORDS
SAFE PASSAGE
PASSWORD SCRAMBLER
GUNFIGHT
KEYPAD ENTRY
STYX GAME
PRINTER DIVERT
- ISSUE #44, FEBRUARY 1986**
HOME INVENTORY
NINE BALL
PRINTER REVIEW
EXPLORER ADVENTURE
SPANISH LESSONS
CROSS FIRE
RAM SAVER
GRAY LADY
JOYSTICK INPUT
COSMIC SWEEPER
- ISSUE #45, MARCH 1986**
INCOME PROPERTY MGMT
ELECTRONIC BILLBOARD 2
MOUNTAIN BATTLE
THE FIGHT
COLO KEENO
HOCKEY
LOGICAL PATTERNS
ON SCALE SCREEN
LIBERTY SHIP
SINGLE STEP RUN
- ISSUE #46, APRIL 1986**
SPECIAL EVENTS REMINDER
DISK LOCK
SMALL BUSINESS MANAGER
BOMB RUN
TANKS
TAR PITTS
BASEBALL
NUMBER RELATIONSHIPS
ROULETTE
GLOBAL EDITOR
- ISSUE #47, MAY 1986**
CHRISTMAS LIST
BLACK HOLE
PITCHING MANAGER
SYMBOLIC DIFF
BUG SPRAY
OWARE CAPTURE
EASY GRAPHICS
DESERT JOURNEY
SCREEN CONTROL
FULL ERROR MESSAGE
- ISSUE #48, JUNE 1986**
CHESTER
TV SCHEDULE
BASE RACE
ROMAN NUMERALS
ASTRO DODGE
HIRED AND FIRED
MULTI COPY
AUTO MATE
SCROLL PROTECT
NOISE GENERATOR
- ISSUE #49, JULY 1986**
COMPUTER I.O.U.
DISK DISASSEMBLER
BAKCHECK
PACHINKO
STOCK CHARTING
HAUNTED STAIRCASE
CANYON BOMBERS
DRAGONS 1 & 2
GRAPHIC SCROLL ROUTINE
AUTO BORDER
- ISSUE #50, AUGUST 1986**
BUSINESS INVENTORY
D & D ARENA
DISK CLERK
PC SURVEY
TREASURE HUNT
SCREEN GENERATOR
ASTRO SMASH
NFL SCORES
BARN STORMING
SMASH GAME
- ISSUE #51, SEPTEMBER 1986**
ASSET MANAGER
MONEY CHASE
FISHING CONTEST
RIP OFF
HAND OFF
BUDGET 51
VAN GAR
DOS EMULATOR
MEM DISK
VARIABLE REFERENCE
- ISSUE #52, OCTOBER 1986**
ACCOUNTS RECEIVABLE
WORKMATE SERIES
CALENDAR
INVASION
THE TRIP ADVENTURE
FOOT RACE
FLIPPY THE SEAL
SCREEN CALCULATOR
ABLE BUILDERS
SUPER ERROR 2
- ISSUE #53, NOVEMBER 1986**
CORE KILL
LUCKY MONEY
COOKIES ADVENTURE
NICE LIST
SPANISH QUIZZES
PAINT EDITOR
CAVERN CRUISER
SNAP SHOT
MEGA RACE
KICK GUY
- ISSUE #54, DECEMBER 1986**
JOB LOG
PEGS
DIGITAL SAMPLING
JUNGLE ADVENTURE
PAINT COCO 3
CONVERT 3
COMPUTER TYPE
PANZER TANKS
MRS PAC
BIG NUM
- ISSUE #55, JANUARY 1987**
GRADE BOOK
MAIL LIST
DOWN HILL
FIRE FOX
JETS CONTROL
GALLOWES
DIR MANAGER
FIRE RUNNER
GRAPHICS BORDER
COSMIC RAYS
- ISSUE #56, FEBRUARY 1987**
CALENDAR PRINT
CRUSH
GALACTA
OCEAN DIVER
CLUE SUSPECT
WORD EDITOR
ALIEN HUNT
DEMON'S CASTLE
PICTURE DRAW
DIG
- ISSUE #57, MARCH 1987**
THE BAKERY
ENCHANTED VALLEY ADV.
SAFE KEEPER
WAR 1
BOMB DISABLE
PIANO PLAYER
SPREAD SHEET
SLOT MANEUVER
LIVING MAZE
GEM SEARCH
- ISSUE #58, APRIL 1987**
ACCOUNTS PAYABLE
PRINTER GRAPHICS
SIMON
PANELING HELPER
MULTI CAKES
CAR RACE
ELECTRONICS I
BATTLE TANK
DISKETTE VERIFY
WEIRDO
- ISSUE #59, MAY 1987**
GENEOLOGY
HOME PLANT SELECTION
CHECK WRITER
HELUIESCUE
KABOOM
NEW PONG
CROQUET
FUNCTION KEYS
ZOOM
ELECTRONICS 2
- ISSUE #60, JUNE 1987**
JOB COSTING
LABELS
CATCH A CAKE
COCO MATCH
ROBOTS
STREET RACERS
BOWLING 3
ELECTRONICS 3
GRAFIX
KRON
- ISSUE #61, JULY 1987**
EZ ORDER
SUBMISSION WRITER
KEYS ADVENTURE
WALLPAPER
CHOPPER COMMAND
UNDERSTANDING OPPOSITES
BIT CODE PLOTTING
ELECTRONICS IV
KING PEDE
RAIDER
- ISSUE #62, AUGUST 1987**
PENSION MANAGEMENT
HERB GROWING
CATALOGER UTILITY
RAIDERS
ALPHABETIZING
WFO
ELECTRONICS V
RAMBO ADVENTURE
BLOCKS
MULTI SCREEN CAVES
- ISSUE #63, SEPTEMBER 1987**
GENEOLOGIST HELPER
SMART COPY
MAINTENANCE REPORTING
COCO 3-COCO 2 HELPER
DIRECTORY PICTURE
SUB STACK
SAVE THE MAIDEN
CAVIATOR
ELECTRONICS VI
MONKEY SHINE
- ISSUE #64, OCTOBER 1987**
GARDEN PLANTS
FORT KNOX
ELECTRONICS FORMULAS
SNAKE IN THE GRASS
CYCLE JUMP
GEOMETRY TUTOR
WIZARD
GAME OF LIFE
ELECTRONICS VII
FLIGHT SIMULATOR
- ISSUE #65, NOVEMBER 1987**
TAXMAN
DAISY WHEEL PICTURES
SIR EGGBERT
CROWN QUEST
GYM KHANA
COCO 3 DRAWER
FOOTBALL
ELECTRONICS 8
CHOP
- ISSUE #66, DECEMBER 1987**
ONE ROOM ADVENTURE
OSS TUORIAL
RIVER CAPTAIN
SOUND EFFECTS
BETTING POOL
ADVANCE
MATH TABLES
ELECTRONICS 9
LOWER TO UPPER
NOIDS
- ISSUE #67, JANUARY 1988**
AUDIO LIBRARY
SAVE THE EARTH
WEIGHTS AND MEASURES
LOW RES PICTURES
WORD COUNTER
BACARAT
BATTLE SHIP
ELECTRONICS 10
TAPE CONVENIENCE
PENQUIN

Gentlemen,
"I just received my first order and I am very pleased! Enclosed is a check for all the remaining back issues plus a 1-year subscription."
Gary Rhinier
Fontana, (CA)

Dear T&D,
"As the Computer Instructor for our school, I have been a subscriber to T&D software for two years. I love your programs. The quality is excellent!"
Barry R. Shubin
Staten Island, NY

MAIL TO:
T & D Subscription Software
 2490 Miles Standish Drive
 Holland, Michigan 49424
 (616) 399-9648



Name _____
 Address _____
 City _____ State _____ ZIP _____
 Credit Card # _____
 Expires _____
 TOTAL AMOUNT \$ _____

CIRCLE ISSUES DESIRED

1	9	17	25	33	41	49	57	65
2	10	18	26	34	42	50	58	66
3	11	19	27	35	43	51	59	67
4	12	20	28	36	44	52	60	
5	13	21	29	37	45	53	61	
6	14	22	30	38	46	54	62	
7	15	23	31	39	47	55	63	
8	16	24	32	40	48	56	64	

PLEASE CIRCLE
 TAPE or DISK

```

560 '
570 '-----
580 ' READ AND STORE CHARACTER L
INES IF WITHIN INPUT RANGE
590 IF EOF( 1 ) GOTO 680
600 INPUT#1, C$( I )
610 NO = ( ASC( LEFT$( C$( I ),
1 ) ) - 128 ) * 128 +
          ASC( MID$( C
$( I ), 2, 1 ) ) - 128
620 IF NOT( ( NO >= SN AND NO <=
EN ) ) THEN 670
630 E( J ) = NO
640 E( J + 1 ) = I
650 J = J + 2
660 I = I + 1
670 IF NO < EN THEN GOTO 590
680 CLOSE
690 RETURN
700 '
710 '=====
=====
=====
720 '
730 ' DISPLAY CHARACTER FROM MEM
ORY
740 ' DISPLAYS A GIVEN HERSHEY C
HARACTER # IN MEMORY. THE LAST C
HARACTER
750 ' FOUND IS DISPLAYED IF THER
E ARE DUPLICATES. CALLED BY DEFI
NE CHARACTER.
760 '
770 '-----
780 ' INPUT VALID #. IF NOT FOUN
D, ANOTHER PROMPT GIVEN. ENTERIN
G 0 TERMINATES.
790 INPUT "INPUT HERSHEY #:"; NO
800 IF NO = 0 THEN GOTO 1170
810 FOR K = J - 2 TO 0 STEP -2
820 IF E( K ) = NO THEN 880
830 NEXT K
840 GOTO 790
850 '
860 '-----
870 ' INITIALIZATION AND MOVE TO
SCREEN CENTER.
880 SCREEN 1,0: PMODE 4,1: PCLS
890 K = E( K + 1 )
900 SX = 1.5: SY = 1.5
910 DRAW "BM128, 96"
920 X = 128: Y =96
930 L = 5
940 '
950 '-----
960 ' START AT FIRST X/Y COORDIN
ATE, BYPASS WIDTH
970 IF LEN( C$( K ) ) <= 6 THEN
GOTO 1170
980 A = ASC( MID$( C$( K ), L, 1
) ) - 128

```

```

990 B = ASC( MID$( C$( K ), L +
1, 1 ) ) - 128
1000 L = L + 2
1010 A = A * CSX: B = B * SY: A
= INT( X + A ): B = INT( Y + B )
1020 DRAW "BM" + STR$( A ) + ","
+ STR$( B )
1030 '
1040 '-----
1050 ' GET REMAINING X/Y COORDIN
ATES AND DRAW LINE SEGMENTS
1060 A = ASC( MID$( C$( K ), L,
1 ) ) - 128
1070 B = ASC( MID$( C$( K ), L +
1, 1 ) ) - 128
1080 L = L + 2
1090 IF ( A = -64 ) AND ( B = -6
4 ) THEN GOTO 1170
1100 IF NOT( ( A = -64 AND B = 0
) ) THEN GOTO 1150
1110 A = ASC( MID$( C$( K ), L,
1 ) ) - 128
1120 B = ASC( MID$( C$( K ), L +
1, 1 ) ) - 128
1130 L = L + 2
1140 A = A * SX: B = B * SY: A =
INT( X + A ): B = INT( Y + B ):
DRAW "BM" +          STR$( A ) +
", " + STR$( B ) : GOTO 1160
1150 A = A * SX: B = B * SY: A =
INT( X + A ): B = INT( Y + B ):
DRAW "M" +          STR$( A ) +
", " + STR$( B )
1160 GOTO 1060
1170 A$ = INKEY$: IF A$="" THEN
GOTO 1170 ELSE RETURN
1180 '
1190 '=====
=====
=====
1200 '
1210 ' DEFINE NEW CHARACTER.
1220 ' MAKES C$ ENTRY IN MEMORY,
STORING HERSHEY CHARACTER AS A
STRING. FIRST
1230 ' TWO CHARACTERS OF STRING
ARE NUMBER, MS/LS; NEXT TWO CHAR
ACTERS
1240 ' ARE STANDARD HERSHEY WIDT
H FROM HERSHEY DEFINITIONS; REMA
INING
1250 ' CHARACTERS ARE X/Y PAIRS
FROM HERSHEY DEFINITIONS. TERMIN
ATOR IS
1260 ' -64,-64. WIDTH AND X/Y PA
IRS ARE STORED IN EXCESS 128 COD
E.
1270 '
1280 '-----
1290 ' Input Hershey # and initi
alization

```

```

1300 INPUT "INPUT #:"; NO
1310 A$ = ""
1320 K = 0
1330 '
1340 '-----
1350 ' Input width, X/Y pairs, a
nd -64/-64 terminator
1360 INPUT "INPUT X,Y VALUES:";
HV( K ), HV( K + 1 )
1370 X = HV( K ): Y = HV( K + 1
)
1380 K = K + 2
1390 IF NOT( X = -64 AND Y = -64
) THEN GOTO 1360
1400 '
1410 '-----
1420 ' CONSTRUCT STRING AND MAKE
C$ ENTRY
1430 C$( I ) = CHR$( INT( NO / 1
28 ) + 128 ) + CHR$( NO - ( INT(
NO / 128 ) ) * 128 + 128 )
1440 FOR L = 0 TO K - 1
1450 C$( I ) = C$( I ) + CHR$( H
V( L ) + 128 )
1460 NEXT L
1470 '
1480 '-----
1490 ' MAKE E TABLE ENTRY, BUMP
POINTERS, AND GO TO DISPLAY CHAR

```

```

ACTER
1500 E( J ) = NO
1510 E( J + 1 ) = I
1520 J = J + 2
1530 I = I + 1
1540 K = J - 2
1550 GOTO 880
1560 '
1570 '=====
=====
=====
1580 '
1590 ' STORE CHARACTERS ON DISK
1600 ' SORTS C$ ENTRIES BY HERSH
EY #, ELIMINATING DUPLICATE ENTR
IES IN
1610 ' MEMORY BY KILLING ALL BUT
THE LAST. MERGES MEMORY C$ ENTR
IES OVER
1620 ' GIVEN RANGE WITH NAMED FI
LE, CREATING NEW NAMED FILE. REP
LACES
1630 ' EXISTING FILE ENTRIES WIT
H NEW DEFINITION FROM MEMORY.
1640 '
1650 '-----
1660 INPUT "FILE NAME:"; F$
1670 NF = 0: OPEN "I", #1, F$: G
OTO 1730

```

TEXTFORM

TEXTFORM is compatible with all Color Computers with a minimum of 64K, disk drive, and printer. This machine language program will format ASCII text files into two column pages quickly and easily. This is not another word processor. TEXTFORM is a user definable two column text formatter program which will allow your Color Computer to create very professional documents without hours of tedious work. TEXTFORM is a versatile enhancement to any word processing system whether you are a casual or professional user.

Price....\$34.95 Special Thru May 31, 1988.....\$27.95

R.A.D. Products

194 Hotchkiss St., Jamestown, NY 14701
(716) 665-2124



Terms: Check, C.O.D., Money Order. New York residents add 7% sales tax. C.O.D. orders add \$3.00. All orders add \$3.00 for shipping.

EVEN IF YOU DON'T HAVE A

HARD DISK

YOU CAN STILL SUPERCHARGE YOUR COCO 1,2, OR 3 WITH

RGB-DOS(HD)

HERE ARE JUST SOME OF THE FEATURES OF RGB-DOS(HD):

- * FULLY COMPATIBLE WITH RS-DOS
- * WILL RUN TWO HARD DISK DRIVES
- * WILL AUTO-EXECUTE ANY PROGRAM
- * FULL SCREEN DIRECTORY DISPLAY
- * ELECTRONIC DISK LABELING
- * IMPROVED "COPY" COMMAND
- * "RUNM" COMMAND FOR M/L PROGRAMS
- * ...AND MUCH MUCH MORE!

RGB-DOS(HD) COMBINES ALL THESE FEATURES WITH THE ABILITY TO RUN ANY SIZE HARD DISK DRIVE IN BASIC!

DO YOUR COCO A FAVOR...SUPERCHARGE IT WITH RGB-DOS!

28 PIN ROM WITH USERS MANUAL... \$74.95

ALSO ASK ABOUT OUR PC/XT-TO-COCO KEYBOARD ADAPTER AND OUR FULLY SCSI COMPATIBLE HARD DISK INTERFACE

RGB COMPUTER SYSTEMS

294 STILLWELL AVE
KENMORE, N Y 14217

(716) 876-7538

```

1680 INPUT "FILE NAME:"; F$: NF
= 1
1690 PRINT "THIS DESTROYS "; F$;
" FILE!"
1700 PRINT "Y TO CONTINUE, N TO
RESTART:"
1710 A$ = INKEY$: IF A$ = "" THE
N GOTO 1710
1720 IF A$ = "Y" THEN GOTO 1730
ELSE GOTO 280
1730 OPEN "O", #2, "HERSHEYN/"
1740 INPUT "INPUT START, END#:";
SN, EN
1750 '
1760 '-----
1770 ' BUBBLE SORT E TABLE AND D
ELETE FIRST DUPLICATE ENTRIES
1780 PRINT "SORTING..."
1790 IF J = 2 THEN GOTO 1930
1800 SWAPF = 0
1810 FOR L = 0 TO J - 4 STEP 2
1820 IF E( L + 2 ) < E( L ) THEN
T1 = E( L + 2 ): T2 = E( L + 3
): E( L + 2 ) = E( L ): E(
L + 3 ) = E( L + 1 ): E( L ) = T
1: E( L + 1 ) = T2: SWAPF = 1
1830 IF ( E( L + 2 ) = E( L ) )
AND ( E( L ) <> 65535 ) THEN E(
L )=65535: T1 = E( L + 2 ):
T2 = E( L + 3 ): E( L + 2 ) =
E( L ): E( L + 3 ) = E( L + 1 ):
E( L ) = T1: E( L + 1 ) = T
2: SWAPF = 1
1840 NEXT L
1850 IF SWAPF = 1 THEN 1800
1860 FOR K = 0 TO J - 2 STEP 2
1870 IF E( K ) = 65535 THEN J =
K: GOTO 1890
1880 NEXT K
1900 '-----
1910 ' MERGE C$ ENTRIES IN MEMOR
Y WITH NAMED FILE, REPLACING FIL
E
1920 ' ENTRIES IF SAME HERSHEY #
IN MEMORY.
1930 K = 0
1940 IF NF = 1 THEN GOTO 2050
1950 IF EOF( 1 ) THEN GOTO 2050
ELSE IF K = J THEN GOTO 2090 ELS
E C INPUT#1, A
$
1960 NO = ( ASC( LEFT$( A$, 1 )
) - 128 ) * 128 + ASC( MID$( A$,
2, 1 ) ) - 128
1970 IF K = J THEN PRINT#2, A$:
GOTO 2090
1980 IF E( K ) >= NO THEN GOTO 2
000
1990 IF E( K ) < SN THEN K = K +
2: GOTO 1980 ELSE IF E( K ) > E
N THEN PRINT#2, A$: GOTO 20
90 ELSE PRINT#2, C$( E( K + 1 )

```

```

): K = K + 2: GOTO 1970
2000 IF E( K ) <> NO THEN GOTO 2
030
2010 IF E( K ) < SN THEN PRINT#2
, A$: K = K + 2: GOTO 1950 ELSE
IF E( K ) > EN THEN PRINT#
2, A$: GOTO 2090 ELSE PRINT#2, C
$( E( K + 1 ) ): K = K + 2:
GOTO 1950
2020 ' E( K ) > NO
2030 IF E( K ) < SN THEN PRINT#2
, A$: GOTO 1950 ELSE IF E( K ) >
EN THEN PRINT#2, A$
: GOTO 2090 ELSE PRINT#2, A$: GO
TO 1950
2040 '-----
2050 IF ( K = J ) OR ( E( K ) >
EN ) THEN GOTO 2140
2060 IF E( K ) >= SN THEN PRINT#
2, C$( E( K + 1 ) ): K = K + 2:
GOTO 2050
2070 K = K + 2: GOTO 2050
2080 '-----
2090 IF EOF( 1 ) THEN GOTO 2140
2100 INPUT#1, A$: PRINT#2, A$: G
OTO 2090
2110 '
2120 '-----
2130 ' FINAL LEANUP. DELETE OLD
MASTER, RENAME NEW MASTER TO "HE
RSHEY".
2140 CLOSE
2150 IF NF <> 1 THEN KILL F$
2160 RENAME "HERSHEYN/" TO F$
2170 RETURN
2180 '
2190 '=====
=====
=====
2200 '
2210 ' LIST CHARACTERS IN MEMORY
2220 ' LIST CURRENT HERSHEY CHAR
ACTERS IN MEMORY, INCLUDING DUPL
ICATES.
2230 '-----
2240 '
2250 CLS
2260 FOR K = 0 TO J - 2 STEP 2
2270 IF POS( 0 ) > 20 THEN PRINT
E( K ) ELSE PRINT E( K );
2280 NEXT K
2290 PRINT: PRINT "PRESS ANY KEY
TO CONTINUE"
2300 A$ = INKEY$: IF A$ = "" THE
N GOTO 2300
2310 CLS
2320 GOTO 270
2330 '
2340 '=====
=====
=====

```


MATH ON DISK


Add Fractions.....	\$19.95
Subtract Fractions.....	19.95
Multiply Fractions.....	19.95
Trigonometry Tutor.....	19.95
Linear Equations.....	19.95
Quadratic Equations.....	19.95
Number Sequences.....	19.95
Signed Numbers.....	19.95
Binary Dice Game.....	19.95
Moneypack.....	19.95
Distance Problems.....	19.95
Comparison Shopping.....	19.95
Sales & Bargains.....	19.95
Bank Account.....	19.95

LANGUAGE ARTS ON DISK

Beyond Words 1	\$19.95
Beyond Words 2	19.95
Beyond Words 3	19.95
Vocabulary Builders 1	19.95
Vocabulary Builders 2	19.95
Vocabulary Builders 3	19.95
Cloze Exercises 3,4,5,6,or 7.	19.95
Punctuation Practice	19.95
Story Details 2-3 or 4-5.....	19.95
Drawing Conclusions 3-4	19.95
Drawing Conclusions 5-6	19.95
Context Clues Gr. 2-3.....	19.95
Context Clues Gr. 4,5,6,or 7.	19.95



ABCDEFGHIJKLMNOPQRSTUVWXYZ



OTHER SUBJECTS ON DISK

Explorers & Settlers.....	\$19.95
Famous American Women.....	19.95
Street Map Game.....	19.95
States & Capitals.....	19.95
Know Your States.....	19.95
History Game.....	19.95
Chemistry Tutor.....	24.95
Science Game.....	24.95
Color Computer Literacy.....	19.95
French Baseball.....	19.95
Spanish Baseball.....	19.95

GAMES ON DISK

The Pond.....	\$29.95
The Factory.....	29.95
Teasers By Tobbs.....	29.95
Wheel of Fortune.....	19.95
Wheel (Coco3/RGB).....	19.95
Pegs (Coco3/RGB).....	19.95
Name Flag (Coco3/RGB)....	19.95
First Games.....	24.95
Arrow Games.....	21.95
Mr. Cocohead.....	19.95
Preschool 1,2, & 3.....	24.95

TAKE ADVANTAGE OF MOST DISKS AT TAPE PRICES.
LIMITED TIME ONLY. GOOD UNTIL APRIL 15, 1988



(718) 948-2748 Evenings after 7:00 PM EST



Dept. R, 227 Hampton Green, Staten Island, N.Y. 10312



Send for catalog with complete descriptions.

Please add \$1.00 per order for postage. N.Y. residents, please add proper tax. FREE set of BINARY DICE, including full directions, with orders of 2 or more items.

Dealer Inquiries Invited.

TRS-80 Color Computer

All Payments in U.S. Funds.

✓	1014029	1119090
	10260250	1144039
	10420247	1160051
	1058031	11740215
	10810119	12000108
	10980166	END226

Listing 2: HFDRIVER

```

10000 '=====
=====
=====
10010 '
10020 ' HERSHEY FONT DISPLAY. LOADS HERSHEY CHARACTERS FROM A DISK FILE.
10030 ' DISPLAYS CHARACTERS AT GIVEN LOCATION. SIZE OF CHARACTER MAY BE
10040 ' MODIFIED AS REQUIRED.
10050 ' V1.0 1-1-88 COLOR COMPUTER 1, 2, 3 VERSION
10060 '
10070 '-----
10080 ' INPUT: ZAS = CHARACTER STRING TO BE INTERPRETED.
10090 ' SUBCOMMANDS: %%I; INITIALIZE DRIVER - ZERO CHARACTER TABLE
10100 ' %%FN NAME; SET DISK FILE NAME
10110 ' %%SN ,M; SET SCALE FACTORS TO N HORIZONTAL, M VERTICAL
10120 ' %%MX ,Y; POSITION TO GRAPHICS COORDINATE X,Y
10130 ' %%WN ; SET WIDTH TO N PIXELS OR 999 FOR PROPORTIONAL
10140 ' %%RN ,M; READ HERSHEY CHARACTERS FROM DISK FILE IN
10150 ' R ANGE N TO M
10160 ' %%NH ,A,M; EQUATE NEXT M HERSHEY CHARACTERS TO
10170 ' N EXT M ASCII CHARACTERS
10180 ' %%C; TOGGLE CONTROL CODE FLAG
10190 ' (STRING) DISPLAY ALL OTHER CHARACTERS IN HERSHEY
10200 ' F ORMAT
10210 ' OUTPUT: PARAMETERS CHANGED OR CHARACTERS DISPLAYED ON SCREEN UNLESS

```

```

10220 ' ERROR, IN WHICH CASE ZE = CHARACTER POSITION OF LAST ERROR
10230 '
10240 '-----
10250 ' DATA DICTIONARY
10260 ' AX() = ASCII ARRAY; -1 IF NO CHARACTER DEFINED ELSE POINTS TO E()
10270 ' C$() = ARRAY OF HERSHEY CHARACTERS; UP TO 255 CHARACTERS /ENTRY
10280 ' E() = ARRAY OF HERSHEY # POINTERS; HERSHEY # AND INDEX TO C$
10290 ' Z1 = NUMERIC VALUE OF SUBCOMMAND ARG 1
10300 ' Z1$ = STRING VALUE OF SUBCOMMAND ARG 1
10310 ' Z2 = NUMERIC VALUE OF SUBCOMMAND ARG 2
10320 ' Z3 = NUMERIC VALUE OF SUBCOMMAND ARG 3
10330 ' ZA = INPUT TO DISPLAY CHARACTER SUBROUTINE - ASCII VALUE OF CHARACTER
10340 ' ZAS = STRING TO BE DISPLAYED
10350 ' ZB = BEGINNING OF DISK CHARACTERS (WORKING)
10360 ' ZBS = CURRENT CHARACTER (WORKING)
10370 ' ZC = ENDING OF DISK CHARACTERS (WORKING)
10380 ' ZCS = WORKING
10390 ' ZE = ERROR FLAG FOR RETURN; 0 IF NO ERROR OR CP IF ERROR
10400 ' ZF = WORKING
10410 ' ZFS = DISK FILE NAME, DEFAULT = ""
10420 ' ZG = WORKING
10430 ' ZI = POINTS TO NEXT (UNUSED) ENTRY IN C$
10440 ' ZJ = POINTS TO NEXT (UNUSED) ENTRY IN E
10450 ' ZK = WORKING
10460 ' ZL = WORKING
10470 ' ZM = INDEX TO CURRENT CHARACTER IN INPUT STRING
10480 ' ZN = # OF ARGUMENTS FROM PARSE SUBROUTINE
10490 ' ZO = HERSHEY # (WORKING)
10500 ' ZQ = WORKING
10510 ' ZS = FUNCTION # FROM PARSE SUBROUTINE
10520 ' ZU = CURRENT HORIZONTAL SCALE FACTOR
10530 ' ZV = CURRENT VERTICAL SCALE FACTOR
10540 ' ZW = CURRENT WIDTH IN PIXELS OR 999 FOR PROPORTIONAL

```

DISTO

SUPER PRODUCTS

INTRODUCES

THE FANTASTIC SUPER CONTROLLER II

POWER BEYOND BELIEF




- Radio Shack/Tandy controller compatible.
- Works on all COCOs! 1, 2 or 3, with or without Multi-pak interface.
- One 24/28 pin socket, for 8K ROM, 2764, 27128 or 27256.
- Internal Mini-Expansion-Bus Connector for one DISTO Super Adapter board.
- Low Power draw; Within COCO's power requirements.
- Gold Plated edge connectors.
- Under OS-9:
 - Buffered Read/Write sector achieved without halting the CPU.
 - Continual use of keyboard even while Reading or Writing to disk.
 - System's Clock no longer loses time during Read & Write.
 - NMI is blocked and transferred to IRQ in software for low CPU overhead.
 - Completely Interrupt driven for fast and smooth Multi-Tasking operations.
 - Drivers (written by Keven Darling) for Level 1 and 2.

Suggested Retail Price \$150

Introductory Price \$130


DISTO SUPER CONTROLLER I \$99.95



A superb controller. Along with the included C-DOS, plug-in three more software selectable 2764 or 27128 EPROMs burned to your liking.

The internal Mini Expansion Bus lets you add some incredible features to the controller. Disto Super Add-Ons were designed to fit neatly inside the Super Controller case.

DISTO 3 SUPER RAM Zero K \$29.95 Full 512K 89.95



Now is the time to upgrade your COCO 3 to 512K of memory. Available with or without memory chips, the Super Ram 3 board is easily installed inside the COCO. It is fully compatible with OS-9 Level 2 and is delivered with a software package (for BASIC) that includes: a printer spooler, a ramdisk, a memory test and an install/configuration program for your system.

DISTO SUPER ADD-ONS

REAL TIME CLOCK AND PARALLEL PRINTER INTERFACE
Have the Real Time, date and year displayed on your screen at a simple command. **\$39.95**

MINI EPROM PROGRAMMER
A low cost EPROM programmer that attaches directly to your Disto Super Controller to program those often used utilities. **\$54.95**

HARD DISK INTERFACE
A hard disk interface fully compatible with S.A.S.I. controller. Fits inside the Super Controllers, Ramdisk or MEB adapter. OS-9 Drivers are included. **\$49.95**

SUPER RAMDISK 512K
Imagine having access to 512K of virtual disk memory in close to no time. Upgradable to One Megabyte **\$119.95**

MEB ADAPTER
A Stand-Alone Mini-Expansion-Bus in which you can plug any other DISTO Adapter directly in a Multi-pak without the need for a Super Controller or Ramdisk **\$24.95**

SEND FOR FREE 1988 WINTER CATALOG

CRC COMPUTERS inc.

10802 Lajeunesse, Montreal, Quebec, Canada, H3L 2E8

MASTER CARD
AND VISA
ACCEPTED

1-514-383-5293

We accept phone orders.
Call for Canadian prices.

Include S&H of \$4 or \$8 if order exceeds \$75.

```

10550 ' ZX = CURRENT X POSITION
10560 ' ZY = CURRENT Y POSITION
10570 ' ZZ = TOGGLE FOR CONTROL
CHARACTER ACTION
10580 ' **WORKING** INDICATES A
VARIABLE USED FOR TEMPORARY STOR
AGE
10590 '
10600 '-----
10610 ' START OF CODE
10620 ZM = 1: ZE = 0
10630 IF ZM > LEN( ZA$ ) THEN RE
TURN
10640 ZB$ = MID$( ZA$, ZM, 1 )
10650 IF ZB$ <> "%" THEN GOTO 11
400 ELSE IF MID$( ZA$, ZM + 1, 1
) <> "%" THEN GOTO
11400
10660 '
10670 ' "%%" SUBCOMMAND HERE
10680 '-----
10690 GOSUB 11530
10700 ON ZS GOSUB 10750,10820,10
860,10910,10960,11010,11190,1134
0
10710 GOTO 10630
10720 '
10730 '-----
10740 ' "%%I;" SUBCOMMAND - INIT
IALIZE
10750 IF ZN <> 0 THEN ZE = ZM: G
OTO 10780 ELSE ZI = 0: ZJ = 0: Z
F$ = "": ZO = 0
10760 FOR ZL = 0 TO 255: AX( ZL
) = - 1: NEXT
10770 ZU = 1: ZV = .5: ZW = 10:
ZE = 0: ZZ = 0
10780 RETURN
10790 '
10800 '-----
10810 ' "%%F,NAME;" SUBCOMMAND -
SET FILE NAME
10820 IF ZN <> 1 THEN ZE = ZM: G
OTO 10830 ELSE ZF$ = Z1$: CLOSE
2
10830 RETURN
10840 '-----
10850 ' "%%SN,M;" SUBCOMMAND - S
ET SCALE FACTORS
10860 IF ZN <> 2 THEN ZE = ZM: G
OTO 10870 ELSE ZU = Z1: ZV = Z2
10870 RETURN
10880 '
10890 '-----
10900 ' "%%MX,Y;" SUBCOMMAND - S
ET GRAPHICS POSITION
10910 IF ZN <> 2 THEN ZE = ZM: G
OTO 10920 ELSE ZX = Z1: ZY = Z2
10920 RETURN
10930 '

```

```

10940 '-----
10950 ' "%%WN;" SUBCOMMAND - SET
WIDTH TO N PIXELS
10960 IF ZN <> 1 THEN ZE = ZM: G
OTO 10970 ELSE ZW = Z1
10970 RETURN
10980 '
10990 '-----
11000 ' "%RN,M;" SUBCOMMAND - RE
AD CHARACTERS FROM DISK
11010 IF ZN <> 2 THEN ZE = ZM: G
OTO 11140 ELSE ZB = Z1: ZC = Z2
11020 IF ZO <> 0 THEN IF ZO < ZB
THEN GOTO 11040 ELSE CLOSE 2
11030 OPEN "I", #2, ZF$
11040 IF EOF( 2 ) GOTO 11130
11050 INPUT#2, C$( ZI )
11060 ZO = ( ASC( LEFT$( C$( ZI
), 1 ) ) - 128 ) * 128 +
ASC( MID$(
C$( ZI ), 2, 1 ) ) - 128
11070 IF NOT( ( ZO >= ZB AND ZO
<= ZC ) ) THEN GOTO 11120
11080 E( ZJ ) = ZO
11090 E( ZJ + 1 ) = ZI
11100 ZJ = ZJ + 2
11110 ZI = ZI + 1
11120 IF ZO < ZC THEN GOTO 11040
ELSE GOTO 11140
11130 CLOSE 2
11140 RETURN
11150 '
11160 '-----
11170 ' "%%NH,A,M;" SUBCOMMAND -
EQUATE HERSHEY TO ASCII
11180 ' EQUATES AS ENTRIES TO E
ENTRIES
11190 IF ( ZN <> 3 ) THEN ZE = Z
M: GOTO 11300
11200 FOR ZL = 1 TO Z3
11210 FOR ZQ = 0 TO ZJ - 2 STEP
2
11220 IF E( ZQ ) = Z1 THEN GOTO
11260
11230 NEXT
11240 ZE = ZM
11250 GOTO 11270
11260 AX( Z2 ) = ZQ
11270 Z1 = Z1 + 1
11280 Z2 = Z2 + 1
11290 NEXT ZL
11300 RETURN
11310 '
11320 '-----
11330 ' "%%C;" SUBCOMMAND - TOGG
LES CONTROL CODE FLAG
11340 IF ZN <> 0 THEN ZE = ZM: G
OTO 11360
11350 ZZ = ZZ XOR 1
11360 RETURN

```

```

11370 '
11380 '-----
11390 ' NORMAL CHARACTER - MAY B
E ASCII 0 THROUGH 255
11400 ZA = ASC( ZB$ )
11410 IF ( ZA >= 32 ) THEN GOTO
11440 ELSE IF ZZ <> 0 THEN GOTO
11440
11420 IF ZA = 10 THEN ZY = INT(
ZY + 32 * ZV ): GOTO 11450
11430 IF ZA <> 13 THEN GOTO 1145
0 ELSE ZX = INT( 16 * ZU ): GOTO
11450
11440 GOSUB 11860
11450 ZM = ZM + 1
11460 GOTO 10630
11470 '
11480 '=====
=====
=====
11490 '
11500 ' PARSE SUBCOMMAND LINE SU
ROUTINE
11510 ' RETURNS ZN = # ARGS; Z1
= ARG1; Z2 = ARG2; Z3 = ARG3; ZE
= CP OF ERROR; Z
S = SUBCOMMAND FUNCTION
11520 '
11530 ZN = 0
11540 ZC$ = MID$( ZA$, ZM + 2, 1
)
11550 ZS = INSTR( "IFSMWRNC", ZC
$ )
11560 IF ZS = 0 THEN ZS = INSTR(
"ifsmwrnc", ZC$ )
11570 IF ZS = 0 THEN ZE = ZM
11580 ZM = ZM + 3
11590 FOR ZF = ZM TO LEN( ZA$ )
11600 IF MID$( ZA$, ZF, 1 ) = "
" OR MID$( ZA$, ZF, 1 ) = "," TH
EN GOTO 11630
11610 NEXT ZF
11620 ZE = ZF - 1: ZM = ZE: GOTO
11790
11630 Z1 = VAL( MID$( ZA$, ZM, Z
F - ZM ) )
11640 Z1$ = MID$( ZA$, ZM, ZF -
ZM )
11650 ZM = ZF + 1: IF ZF <> 4 TH
EN ZN = ZN + 1
11660 IF MID$( ZA$, ZF, 1 ) = "
" THEN GOTO 11790
11670 FOR ZF = ZM TO LEN( ZA$ )
11680 IF MID$( ZA$, ZF, 1 ) = "
" OR MID$( ZA$, ZF, 1 ) = "," TH
EN GOTO 11710
11690 NEXT ZF
11700 ZE = ZF - 1: ZM = ZE: GOTO
11790
11710 Z2 = VAL( MID$( ZA$, ZM, Z
F - ZM ) )
11720 ZM = ZF + 1: ZN = ZN + 1:
IF MID$( ZA$, ZF, 1 ) = ";" THEN
GOTO 11790
11730 FOR ZF = ZM TO LEN( ZA$ )
11740 IF MID$( ZA$, ZF, 1 ) = "
" THEN GOTO 11770
11750 NEXT ZF
11760 ZE = ZF - 1: ZM = ZE: GOTO
11790
11770 Z3 = VAL( MID$( ZA$, ZM, Z
F - ZM ) )
11780 ZM = ZF + 1: ZN = ZN + 1
11790 RETURN
11800 '
11810 '=====
=====
=====
11820 '
11830 ' DISPLAY CHARACTER SUBROU
TINE
11840 ' DISPLAYS A GIVEN HERSHEY
CHARACTER # REFERENCED BY ASCII
CODE
11850 '
11860 IF AX( ZA ) = -1 THEN ZE =

```

1988 -- The Year of the Hard Disk!

The CoCo XT hard disk interface from **Burke & Burke** lets you connect up to 2 low cost, PC compatible 5-120 Megabyte capacity hard drives to your CoCo. You buy the drive, Western Digital WD1002-WX1 or WD1002-27X (FLL) controller, and a case from the PC dealer of your choice. Just plug them into the CoCo XT, plug the CoCo XT into your Multi-PAK, and you have a 20 Meg OS9 hard disk system for under \$450!

Great for multi-user systems! The CoCo XT interface uses advanced "NO HALT" hard disk controllers, which do not halt your CoCo and do not disable or use interrupts during hard disk access. You get full type-ahead, and the system clock does not lose time during hard disk access. Fully compatible with most RS-232 expansion ports!

CoCo XT (with anodized housing, 50 page user manual, hard disk back-up utility and new, Version 2.0 drivers for use with both OS9 & HYPER-I/O) -- \$69.95. Or choose the **CoCo XT-RTC** (includes real-time clock / calendar with battery backup) -- \$99.95

THE PROFESSIONAL TOUCH: XT-ROM -- Automatically boots OS9 from your hard disk. Installs in the BIOS ROM socket of your hard disk controller -- \$19.95.

Announcing the Dynamic Disk Interface!

Got the 35-track floppy disk blues? Burke & Burke proudly presents **HYPER-I/O Version 2.0** -- the program that modifies the RS-DOS Disk BASIC in your CoCo 1, 2, or 3 to provide a "Dynamic Disk Interface". This program lets you use your existing BASIC and RS-DOS software with hard disk interfaces (such as the CoCo XT), RAM Disks, and any mix of floppy drives from 160K to 720K each. **HYPER-I/O** can even read standard disks in those quad-density, 160 track floppy drives. Fully RESET protected, user-configurable, expandable, OS9 compatible, EPROM-able **HYPER-I/O** may soon be THE RS-DOS enhancement of choice for the CoCo 1, CoCo 2, and CoCo 3!

HYPER-I/O (64K, includes 50 page user manual, BASIC & OS9 utilities) -- \$29.95.
HYPER-III (RAM Disk and Print Spooler for CoCo 3 **HYPER-I/O**) -- \$19.95

OS9 Directory Assistants **WILD** lets you use wild cards with OS9's commands. **MV** rapidly moves files, and even entire directories, from place to place on your hard or floppy disks. **WILD & MV** -- one disk, two great utilities, only \$19.95!

OS9: wild asm /d0/src/*.src o=/d1/abs/release/*.abs
OS9: mv /d1/abs/release /d1/release



Burke & Burke

P.O. Box 1283 Palatine, IL 60078-1283 (312) 397-2898



ILLINOIS RESIDENTS PLEASE ADD 7% SALES TAX.
COD's add \$2.20. Shipping (within the USA) \$2.00 per
CoCo XT; \$1.50 per disk or ROM. Please allow 2 weeks
for delivery (overnight delivery also available for in-stock
items). Telephone orders accepted (312) 397-2898.



Protect and highlight your important magazine collection with sturdy RAINBOW binders



Distinctive, Durable RAINBOW Binders

THE RAINBOW is a vital resource to be referred to again and again. Keep your copies of THE RAINBOW safe in our quality, distinctive binders that provide complete protection.

These attractive red vinyl binders showcase your collection and ensure your RAINBOWS are in mint condition for future use. Each binder is richly embossed with the magazine's name in gold on the front and spine. They make a handsome addition to any room.

Put an End to Clutter

Organize your workspace with these tasteful binders. Spend more time with your CoCo and eliminate those frustrating searches for misplaced magazines.

A set of two binders, which holds a full 12 issues of THE RAINBOW, is only \$13.50 (plus \$2.50 shipping and handling).

Special Discounts on Past Issues

To help you complete your collection of THE RAINBOW, we're offering a special discount on past issues of the magazine.

When you place an order for six or more back issues of THE RAINBOW at the same time you order binders, you are entitled to \$1 off the regular back issue price. To order, please see the "Back Issue Information" page in this issue.

Know Where to Look

You may purchase the "Official And Compleat Index To THE RAINBOW" for \$1 when you purchase a set of binders. This comprehensive index of RAINBOW's first three years (July 1981 through July 1984) is usually priced at \$2.50.



_____ **YES.** Please send me _____ set(s) of RAINBOW binders

Take advantage of these special offers with your binder purchase:

_____ Save \$1 off the single issue cover price for back issues. Minimum order of 6 magazines. Please enclose a back issue order form from a recent issue indicating magazines wanted.

_____ Purchase the "Official and Compleat Index to THE RAINBOW" for \$1. (Regular price \$2.50.)

(These offers good only with the purchase of a RAINBOW binder set)

Name _____

Address _____

City _____ State _____ ZIP _____

My check in the amount of _____ is enclosed. (In order to hold down costs, we do not bill.)

Charge to: VISA MasterCard American Express

Account Number _____ Expiration Date _____

Signature _____

Mail to: Rainbow Binders, The Falsoft Building, P.O. Box 385, Prospect, KY 40059.

Binders are \$13.50 per two-binder set plus \$2.50 shipping and handling. If your order is to be sent via U.S. mail to a post office box or foreign country, please add \$2. Kentucky residents add 5% sales tax. U.S. currency only, please. In order to hold down non-editorial costs, we do not bill.

For credit card orders call (800) 847-0309, 8 a.m. to 5 p.m. EST

All other inquiries call (502) 228-4492.

```

ZM: GOTO 1218Ø
1187Ø ZK = E( AX( ZA ) + 1 )
1188Ø IF ZW <> 999 THEN GOTO 119
2Ø
1189Ø ZF = -( ASC( MID$(C$( ZK )
, 3, 1 ) ) - 128 ) + ASC( MID$(C$(
( ZK ), 4, 1 ) ) - 128
119ØØ ZF = ( ZF / 2 ) * ZU
1191Ø ZX = INT(ZX + ZF)
1192Ø HDRAW "BM" + STR$( ZX ) +
", " + STR$( ZY )
1193Ø ZL = 5
1194Ø ' START AT FIRST X/Y COORD
INATE, BYPASS WIDTH
1195Ø IF LEN( C$( ZK ) ) <= 6 TH
EN GOTO 1213Ø
1196Ø ZF = ASC( MID$( C$( ZK ),
ZL, 1 ) ) - 128
1197Ø ZG = ASC( MID$( C$( ZK ),
ZL + 1, 1 ) ) - 128
1198Ø ZL = ZL + 2
1199Ø ZF=ZF*ZU:ZG=ZG*ZV:ZF=INT(Z
X+ZF):ZG=INT(ZY+ZG)
12ØØØ HDRAW "BM" + STR$( ZF ) +
", " + STR$( ZG )
12Ø1Ø ' GET REMAINING X/Y COORDI
NATES AND DRAW LINE SEGMENTS
12Ø2Ø ZF = ASC( MID$( C$( ZK ),
ZL, 1 ) ) - 128
12Ø3Ø ZG = ASC( MID$( C$( ZK ),
ZL + 1, 1 ) ) - 128
12Ø4Ø ZL = ZL + 2
12Ø5Ø IF ( ZF = -64 ) AND ( ZG =
-64 ) THEN GOTO 1213Ø
12Ø6Ø IF NOT( ( ZF = -64 AND ZG
= Ø ) ) THEN 1211Ø
12Ø7Ø ZF = ASC( MID$( C$( ZK ),
ZL, 1 ) ) - 128
12Ø8Ø ZG = ASC( MID$( C$( ZK ),
ZL + 1, 1 ) ) - 128
12Ø9Ø ZL = ZL + 2
121ØØ ZF = ZF * ZU: ZG = ZG * ZV
: ZF = INT(ZX + ZF): ZG = INT(ZY
+ ZG): HDRAW "BM"
+ STR$( ZF ) + ", " + STR$( ZG )
: GOTO 1212Ø
1211Ø ZF = ZF * ZU: ZG = ZG * ZV
: ZF = INT(ZX + ZF): ZG = INT(ZY
+ ZG): HDRAW "M"
+ STR$( ZF ) + ", " + STR$( ZG )
1212Ø GOTO 12Ø2Ø
1213Ø IF ZW <> 999 THEN ZX = ZX
+ ZW: GOTO 1218Ø
1214Ø ZF = -( ASC( MID$(C$( ZK )
, 3, 1 ) ) - 128 ) + ASC( MID$(C$(
( ZK ), 4, 1 ) ) - 128
1215Ø ZF = ( ZF / 2 ) * ZU
1216Ø ZX = ZX + ZF
1218Ø RETURN
1219Ø '=====
=====
=====

```

Listing 3: EXAMPLE

```

5Ø ' DEMONSTATION 1 FOR HERSHEY
SCREEN - FONTS
52 CLEAR 7ØØØ
54 DIM E(3ØØ), C$(15Ø), AX(255)
56 HSCREEN 4
58 PCLS
6Ø ZA$="%%I;%%FHershMAS/;%%R5Ø1,
526;%%R6Ø1,626;%%R699,699;%%N699
,32,1;%%N5Ø1,65,26;%%N6Ø1,97,26;
":GOSUB 1ØØØØ
62 ZA$="%%S1.Ø,Ø.4;%%W2Ø;%%M32,1
6;This is Simple Text": GOSUB 1Ø
ØØØ
64 ZA$="%%W999;%%M32,36;This is
Proportional Text": GOSUB 1ØØØØ
66 ZA$="%%I;%%FHershMAS/;%%R699,
699;%%R3ØØ1,3Ø26;%%R31Ø1,3126;%%
N3ØØ1,65,26;%%N31Ø1,97,26;%%N699
,32,1;%%S1.Ø,Ø.4;%%W999;%%M32,56
;This is Complex Text": GOSUB 1Ø
ØØØ
68 ZA$="%%I;%%FHershMAS/;%%R699,
699;%%R2Ø51,2Ø76;%%R2151,2176;;%
N2Ø51,65,26;%%N2151,97,26;%%N69
9,32,1;%%S1.Ø,Ø.4;%%W999;%%M32,7
6;This is Italics": GOSUB 1ØØØØ
7Ø ZA$="%%S2.Ø,1.5;%%M32,1Ø3;Lar
ge and Tall": GOSUB 1ØØØØ
72 ZA$="%%I;%%FHershMAS/;%%R699,
699;%%R33Ø1,3325;%%N33Ø1,65,26;%;
N699,32,1;%%S1.5,Ø.6;%%W999;%%M
32,14Ø;DEUTSCHLAND": GOSUB 1ØØØØ
74 ZA$="%%R3ØØ1,3ØØ3;%%N3ØØ1,65,
3;": GOSUB 1ØØØØ
76 ZA$="%%SØ.3,Ø.15;%%M32,17Ø;AB
C%%SØ.5,Ø.2;%%M62,17Ø;ABC%%SØ.75
,Ø.3;%%M112,17Ø;ABC%%S1.Ø,Ø.4;%%
M177,17Ø;ABC%%S1.5,Ø.6;%%M27Ø,17
Ø;ABC%%S2.Ø,Ø.8;%%M4ØØ,17Ø;ABC%%
S3.Ø,1.6;%%M56Ø,17Ø;A": GOSUB 1Ø
ØØØ
78 GOTO 78

```

Racksellers

The retail stores listed below carry **THE RAINBOW** on a regular basis and may have other products of interest to Tandy Color Computer users. We suggest you patronize those in your area.

<p>ALABAMA Birmingham Brewton Florence Greenville Madison Montgomery Tuscaloosa</p>	<p>Jefferson News Co. McDowell Electronics Anderson News Co. M & B Electronics Madison Books Trade 'N' Books Injun John's, Inc.</p>	<p>FLORIDA (cont'd) South Pasadena Starke Sunrise Tallahassee Titusville</p>	<p>Poling Place Bookstore Record Junction, Inc. Radio Shack Dealer Sunny's at Sunset Anderson News Co. DuBey's News Center Computrac</p>	<p>MAINE (cont'd) Brockton Caribou Oxford Sanford</p>	<p>Voyager Bookstore Radio Shack Books-N-Things Radio Shack</p>
<p>ALASKA Fairbanks</p>	<p>Electronic World</p>	<p>GEORGIA Atlanta Bremen Forest Park Jesup Marietta Thomasville Toccoa</p>	<p>Border's Bremen Electronics/Radio Shack Eilers News Center Radio Shack Act One Video Smokehouse Newsstand Martin Music Radio Shack</p>	<p>MARYLAND College Park</p>	<p>University Bookstore</p>
<p>ARIZONA Cottonwood Lake Havasu City Phoenix Sierra Vista Tempe Tucson</p>	<p>A & W Graphics Co. Book Nook TRI-TEK Computers Livingston's Books Books, Etc. Computer Library Anderson News Co.</p>	<p>IDAHO Boise Moscow</p>	<p>Book Shelf, Inc. Johnson News Agency</p>	<p>MASSACHUSETTS Boston Brockton Cambridge Ipswich Littleton Lynn Swansea</p>	<p>Eastern Newsstand Voyager Bookstore Out Of Town News Ipswich News Computer Plus North Shore News Co. NewsBrak, Inc.</p>
<p>ARKANSAS Fayetteville Ft. Smith Little Rock</p>	<p>Vaughn Electronics/Radio Shack Hot Off the Press Newsstand Anderson News Co.</p>	<p>ILLINOIS Belleville Champaign Chicago Decatur East Moline Evanston Kewanee Lisle Lombard Newton Paris Peoria Springfield</p>	<p>Software or Systems Bookmark B. Dalton Booksellers Book Emporium K-Mart Plaza Northgate Mall Book Emporium Norris Center Bookstore Book Emporium Book Nook Empire Periodicals Bill's TV Radio Shack Book Emporium Book Emporium Sheridan Village Westlake Shopping Center Illinois News Service Book Emporium Sangamon Center North Town & Country Shopping Ctr. Book Emporium Paper Place North Shore Distributors</p>	<p>MICHIGAN Allen Park Birmingham Durand E. Detroit Harrison Hillsdale Holland Howell Lawell Muskegon Niles Perry Riverview Roseville</p>	<p>Book Nook, Inc. Border's Book Shop Robbins Electronics Merit Book Center Harrison Radio Shack Electronics Express/Radio Shack Fris News Company Howell Auto Parts Curt's Sound & Home Arcade Center The Eight Bit Corner Michiana News Service Perry Computers Riverview Book Store New Horizons Book Shop</p>
<p>CALIFORNIA Berkeley Citrus Heights Grass Valley Half Moon Bay Hollywood La Jolla Los Angeles Marysville Napa Oakland Sacramento San Francisco Santa Monica San Jose Santa Rosa Stockton Sunnyvale Torrance</p>	<p>Lyon Enterprises Software Plus Advance Radio, Inc. Strawflower Electronics Levity Distributors Stef-Jen, Inc. Butler & Mayes Booksellers Circus of Books (2 Locations) Bookland Bookends Bookstore DeLauer's News Agency Deibert's Readerama Tower Magazine Booksmith Bookworks Castro Kiosk Midnight Special Bookstore Computer Literacy Bookshops Sawyer's News, Inc. Harding Way News Paperbacks Unlimited Computer Literacy El Camino College Bookstore</p>	<p>INDIANA Angola Berne Bloomington Columbus Crawfordsville Dyer Franklin Garrett Indianapolis Lebanon Martinsville Wabash</p>	<p>D & D Electronics Radio Shack White Cottage Electronics Book Corner Micro Computer Systems, Inc. Koch's Books Miles Books Gallery Book Shop Finn News Agency, Inc. Bookland, Inc. Borders Bookshop Delmar News Indiana News Southside News Gallery Book Shop Radio Shack Mitting's Electronics</p>	<p>MINNESOTA Burnsville Crystal Duluth Edina Minneapolis Minnetonka Roseville St. Paul Willmar</p>	<p>Shinder's Burnsville Shinder's Crystal Gallery Carlson Books Shinder's Leisure Lane Shinder's (2 Locations) Shinder's Ridge Square Shinder's Roseville Shinder's Annex Shinder's Maplewood Shinder's St. Pauls The Photo Shop</p>
<p>COLORADO Aurora Colorado Springs Denver Glenwood Springs Grand Junction Longmont</p>	<p>Aurora Newsstand Hathaway's News Gallery The Book Train Readmore Book & Magazine City Newsstand</p>	<p>MISSOURI Farmington Flat River Florissant Jefferson City Kirksville Moberly St. Louis St. Robert</p>	<p>Ray's TV & Radio Shack Ray's TV & Radio Shack Book Brokers Unlimited Cowley Distributing T&R Electronics Audio Hut Book Emporium Bailey's TV & Radio</p>	<p>MONTANA Butte Whitefish</p>	<p>Plaza Books Consumer Electronics of Whitefish</p>
<p>DELAWARE Middletown Milford Newark Wilmington</p>	<p>Delmar Co. Milford News Stand Newark Newsstand Normar, Inc.—The Smoke Shop</p>	<p>NEBRASKA Lincoln Omaha</p>	<p>Nebraska Bookstore Nelsson News</p>	<p>NEVADA Carson City Las Vegas</p>	<p>Bookcellar Hurley Electronics Steve's Books & Magazines</p>
<p>DISTRICT OF COLUMBIA Washington, DC</p>	<p>Chronicles News Room World News, Inc.</p>	<p>IOWA Davenport Des Moines Fairfield Ottumwa</p>	<p>Interstate Book Store Thackery's Books, Inc. Kramers Books & Gifts Southside Drug</p>	<p>NEW HAMPSHIRE Keene Manchester West Lebanon</p>	<p>Radio Shack Associate Store Bookwrights Verham News Corp.</p>
<p>FLORIDA Boca Raton Clearwater Cocoa Danla Davie Ft. Lauderdale Gainesville Jacksonville North Miami Beach Panama City Pensacola Pinellas Park</p>	<p>Great American Book Co. Software, Software, Inc. The Avid Reader The Open Door Dania News & Books Software Plus More Bob's News & Book-Store Clarks Out of Town News Mike's Electronics Distributor Paper Chase Book Co. The Book Nook White's of Downtown Bookstore Almar Bookstore Boyd-Ebert Corp. Anderson News Co. Wolf's Newsstand</p>	<p>KANSAS Hutchinson Topeka Wellington Wichita</p>	<p>Crossroads, Inc. Palmer News, Inc. Town Crier of Topeka, Inc. Dandy's/Radio Shack Dealer Amateur Radio Equipment Co. Lloyd's Radio</p>	<p>NEW JERSEY Atlantic City Cedar Knolls Clinton Marmora Pennsville Rockaway</p>	<p>Atlantic City News Agency Village Computer & Software Micro World II Outpost Radio Shack Dave's Elect. Radio Shack Software Station</p>
		<p>KENTUCKY Hazard Henderson Hopkinsville Louisville Paducah</p>	<p>Daniel Boone Gulf Mart Hazard Matt's News & Gifts Hobby Shop Howley-Cooke Booksellers (2 Locations) Radio Shack</p>	<p>NEW MEXICO Alamogordo Albuquerque Santa Fe</p>	<p>New Horizons Computer Systems Front Page Newsstand Page One Newsstand Downtown Subscription</p>
		<p>LOUISIANA Baton Rouge New Orleans Monroe</p>	<p>City News Stand Sidney's News Stand Uptown The Book Rack</p>	<p>NEW YORK Amherst Brookport Brooklyn Elmira Heights Fredonia Hudson Falls</p>	<p>Village Green-Buffalo Books Liff Bridge Book Shop, Inc. Cromland, Inc. Southern Tier News Co., Inc. On Line: Computer Access Center G.A. West & Co.</p>
		<p>MAINE Bangor</p>	<p>Magazines, Inc.</p>		

NEW YORK (cont'd)

Huntington
Johnson City
New York

Oscar's Bookshop
Unicom Electronics
Barnes & Noble—Sales Annex
Coliseum Books
Eastern Newsstand
Grand Central Station, Track 37
200 Park Ave., (Pan Am #1)
55 Water Street
World Trade Center #2
First Stop News
Idle Hours Bookstore
International Smoke Shop
Jonil Smoke
Penn Book
Software City
State News
Walden Books
World Wide Media Services
Universal Computer Service
Village Green
World Wide News
Spectrum Projects

Pawling
Rochester

Woodhaven

NORTH CAROLINA

Cary
Chapel Hill
Charlotte

Havlock
Hickory
Jacksonville
Kernersville
Marion
Winston-Salem

News Center In Cary Village
University News & Sundry
Newsstand Int'l
Papers & Paperback
Computer Plus
C? Books & Comics
Michele's, Inc.
K & S Newsstand
Boomers Rhythm Center
K & S Newsstand (3 Locations)
Rainbow News Ltd.

OHIO

Akron
Blanchester
Canton
Chardon
Cincinnati
Cleveland
Columbiana
Columbus

Dayton

Dublin
Fairborn

Findley
Kent
Lakewood
Lima
Miamiburg
Parma
Toledo
Warren
Xenia
Youngstown

Churchill News & Tobacco
JR Computer Central
Little Professor Book Center
Thrasher Radio & TV
Cinsoft
Enreview News
Fidelity Sound & Electronics
B5 Software
Micro Center
The Newsstand
Books & Co.
Huber Heights Book & Card
Wilke News
Wright News & Books
Book Barn
News-Readers
Wilke's University Shoppe
Open Book
The News Shop
Lakewood International News
Edu-Caterers
Wilke News
Bookmark Newscenter
Leo's Book & Wine Shop
Book Nook, Inc.
Fine Print Books
Plaza Book & Smoke Shop

OKLAHOMA

Oklahoma
City
Tulsa

Merit Micro Software
Thomas Sales, Inc. dba Radio Shack
Steve's Book Store

OREGON

Eugene
Portland

Libra Books — Book Mark
Fifth Avenue News
Rich Cigar Store, Inc.
Sixth & Washington News
Capitol News Center
Checkmate Book

Salem

PENNSYLVANIA

Allentown
Alltoona
Bryn Mawr
Feasterville
King of Prussia
Malvern
Phoenixville
Reading
Temple
West Chester
Wind Gap
York

Owl Services
Newborn Enterprises
Bryn Mawr News
Global Books
Gene's Books
Personal Software
Stevens Radio Shack
Smith's News & Card Center
Software Corner
Chester County Book Co.
Micro World
The Computer Center of York
Tollgate Bookstore

RHODE ISLAND

Newport
Warwick

BelleVue News
Software Connection

SOUTH CAROLINA

Charleston Hts.
Clemson
Florence
Greenville
Spartanburg
Union

Software Haus, Inc.
Clemson Newsstand
Ray's #1
Palmetto News Co.
Software City
Fleming's Electronics

TENNESSEE

Brentwood
Chattanooga

Dickson
Knoxville

Memphis
Nashville

Smyrna

TEXAS

Big Spring
Brenham
Desoto
Elgin
Hartington

Poncho's News
Moore's Electronics
Maxwell Books
The Horning Pigeon
Book Mark

UTAH

Provo
Valley Book Center

VIRGINIA

Danville
Hampton
Norfolk

K & S Newsstand
Benders
I-O Computers
Turn The Page
Volume 1 Bookstore

WASHINGTON

Port Angeles
Seattle

Port Book & News
Adams News Co., Inc.
Bulldog News
B & I Magazines & Books
Nybbles 'N Bytes

Tacoma

WEST VIRGINIA

Huntington
Logan
Madison
Parkersburg
South
Charleston

Nick's News
Stan's Electronics & Radio Shack
Communications, LTD
Valley News Service

Spring Hill News

WISCONSIN

Appleton
Cudahy
Kenosha
Madison

Badger Periodicals
Cudahy News & Hobby
R.K. News, Inc.
Pic A Book
University Bookstore
Juneau Village Reader
Little Professor Book Center
Holt Variety

Milwaukee
Racine
Waukesha

ARGENTINA

Cardoba
Information Telecommunications

AUSTRALIA

Blaxland
Kingsford

Blaxland Computers
Paris Radio Electronics

CANADA:**ALBERTA**

Banff
Blairmore
Bonnyville
Brooks
Calgary
Claresholm
Drayton Valley
Edmonton
Fairview
Fox Creek

Banff Radio Shack
L & K Sports & Music
Paul Terrier
Double "D" A.S.C. Radio Shack
Billy's News
Radio Shack Associated Stores
Langard Electronics
CMD Micro
Radio Shack, asd
D.N.R. Furniture & TV
Fox City Color & Sound
A.S.C. Radio Shack

Ft. Saskatchewan

Ft. Mail Radio Shack, ASC

Grande Cache

The Stereo Hut

Grande Centre

The Book Nook
Jim Cooper
L & S Stereo
Brian's Electronics
Radio Shack Associated States
Datatron
Lloyd Radio Shack
Okotoks Radio Shack

Lloydminster**Okotoks****ALBERTA (cont'd)**

Peace River
St. Paul
Stettler
Strathmore
Taber
Westlock
Wetaskiwin

Radio Shack Associated Stores
Tavener Software
Walter's Electronics
Stettler Radio Shack
Wheatland Electronics
Pynewood Sight & Sound
Westlock Stereo
Radio Shack

BRITISH COLUMBIA

Burnaby
Burns Lake
Campbell
River
Chilliwack
Coorteny
Dawson Creek
Golden
Kelowna
Langley
N. Vancouver
Nelson
Parksville
Penticton

Compull
VT. Video Works

TRS Electronics
Charles Parker
Rick's Music & Stereo
Bell Radio & TV
Taks Home Furnishings
Telesoff Marketing
Langley Radio Shack
Microwest Distributors
Oliver's Books
Parksville TV
D.J.'s
Four Corner Grocery
Sidney Electronics
Wall's Home Furniture
Kotyk Electronics

Sidney
Smithers
Squamish
100 Mile
House

Tip Top Radio & TV

MANITOBA

Altona
Lundar
Morden
The Pas
Selkirk
Virde
Winnipeg

L.A. Wiebr Ltd.
Goranson Elec.
Central Sound
Jod's Sight & Sound
G.L. Enns Elec.
Archer Enterprises
J & J Electronics Ltd.

NEW BRUNSWICK

Moncton
Sussex

Jeffries Enterprises
Dewitt Elec.

NEWFOUNDLAND

Bofwood
Carbonear

Seaport Elec.
Stade Realities

NOVA SCOTIA

Halifax
Atlantic News

ONTARIO

Angus
Aurora
Concord
Exceter
Hanover
Huntsville
Kenora
Kingston
Listowel
South River

Micro Computer Services
Compu Vision
Ingram Software
J. Maclean & Sons
Modern Appliance Centre
Huntsville Elec.
Donny "B"
T.M. Computers
Modern Appliance Centre
Max TV
Dennis TV

QUEBEC

LaSalle
Pont. Rouge
Ville St. Gabriel

Messageries de Presse Benjamin Enr.
Boutique Bruno Laroche
Gilles Comeau Enr./Radio Shack

SASKATCHEWAN

Assinibola
Estevan
Moose Jaw
Nipiwaw
Regina

Telstar News
Kotyk Electronics
D&S Computer Place
Cornerstone Sound
Regina CoCo Club
Software Supermarket
Everybody's Software Library
Gec. Laberge Radio Shack
Paul's Service
Grant's House of Sound

Saskatoon
Shellbrooke
Tisdale
Unity

YUKON

Whitehorse
H & O Holdings

JAPAN

Tokyo
America Ado, Inc.

PUERTO RICO

San Juan
Software City

Also available at all B. Dalton Booksellers, and selected Coles — in Canada, Waldenbooks, Pickwick Books, Encore Books, Barnes & Noble, Little Professors, Tower Book & Records, Kroch's & Brentano's, and Community Newscenters.

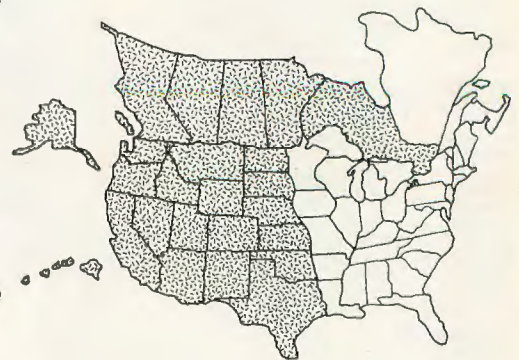
Advertisers Index

We encourage you to patronize our advertisers — all of whom support the Tandy Color Computer. We will appreciate your mentioning THE RAINBOW when you contact these firms.

A to Z Unlimited	175	Owl-Ware	151, 152, 153	Soft-BYTE	159
After Five Software	81	Performance Peripherals	161	Software House, The	39
Alpha Products	21	Perry Computers	165	SpectroSystems	53
Ark Royal Games	93	Preble's Programs, Dr.	BC	Speech Systems	46, 47
Burke & Burke	187	PXE Computing	7	Sugar Software	155
Cer-Comp	143, 145	R.A.D. Products	181	Sundog Systems	127
Cinsoft	57	R.G.B. Computer Systems	181	T & D Software	147, 178, 179
CJN Enterprises	117	R.J.F. Software	117	Tandy/Radio Shack	114, 115
Clearbrook Software Group	89	Rainbow Binder	188	Tepco	43
CoCo Gallery Live	49	Rainbow Bookshelf	120, 121	Three C's Projects	175
Cognitec	29	Rainbow Gift Subscription	17	Tom Mix Software	141
Colorware	22, 23	Rainbow on Tape and Disk	41	True Data Products	100, 101
Computer Center	173	RAINBOWfest	50, 51	Vidicom Corporation	25
Computer Island	183	Saint Johns Gallery	37	Wasatchware	81
Computer Plus	3	Sardis Technologies	177	Woodstown Electronics	61
Computerware	97	SD Enterprises	27, 67, 109	Zebra Systems	65
CY-BURNET-ICS	169	SEESOF	33		
D.P. Johnson	163				
Dayton Associates of W. R. Hall, Inc.	132, 133				
Delphi	106, 107				
Diecom	IFC, IBC				
Disto/CRC	185				
E.Z. Friendly Software	111				
Federal Hill Software	139				
Frank Hogg Laboratory	54, 55				
George Aftamonow	45				
Gimmesoft	95				
Glen Calafati	14				
Hard Drive Specialists	193				
Hawkes Research Services	57				
HJL Products	105				
Howard Medical	66, 194				
J & R Electronics	45				
K—SOFT	111				
KLC Software	159				
Metric Industries	83				
Micro Works, The	85				
Microcom Software	9, 11, 13, 15				
Microtech Consultants Inc.	79				
MicroWorld	31				
Other Guys CoCo, The	71				

☒ **Call:**
Belinda Kirby
Advertising Representative
 The Falsoft Building
 9509 U.S. Highway 42
 P.O. Box 385
 Prospect, KY 40059
(502) 228-4497

☐ **Call:**
Kim Vincent
Advertising Representative
 The Falsoft Building
 9509 U.S. Highway 42
 P.O. Box 385
 Prospect, KY 40059
(502) 228-4492



The Best Money Can Buy . . .

HDS Floppy Drive Controller Board



Features

- Gold Plated Edge Cards
- Dual Selectable ROM Sockets
- Compatible with COCO I & II
- 120 Day Warranty
- Double and Single Density

Reduce your I/O errors with the Hard Drive Specialist Floppy Drive Controller for the Color Computer. Gold edge card connectors, advanced design, and the absence of potentiometers make it the best available. Our newest version controller allows the use of either (two 24 pin ROMs), or (one 24 pin and one 28 pin ROM). Using this board with the standard Radio Shack ROM gives you 100% compatibility with all Radio Shack software.

- Completed and Tested Board with Radio Shack ROM \$99.**
(Includes Case, and DOS Instructions)
- Completed and Tested Board without ROM . . . \$79.**
(Includes Case)
- Bare Board with Instruction manual \$30.**
- Parts Kit For Bare Board without ROM \$30.**
- Radio Shack ROM (current version) \$20.**
- Radio Shack ROM 1.0 \$40.**

Ordering Information:

Use our WATS line to place your order via Visa, MasterCard, or Wire Transfer. Or mail your payment directly to us. Any non-certified funds will be held until proper clearance is made. COD orders are accepted as well as purchase orders from government agencies. Most items are shipped off the shelf with the exception of hard drive products that are custom built. UPS ground is our standard means of shipping unless otherwise specified. Shipping costs are available upon request.

- DOUBLE SIDED!**
- Drive 0 Complete \$199.
 - Drive 1 Complete \$129.
 - Drive 0 & 1 Dual Drive \$319.

HARD DRIVE SPECIALIST

1-713-480-6000
Order Line 1-800-231-6671
16208 Hickory Knoll
Houston, Texas 77059

Corporate/School:

FAX Order Number (312) 278-9513

CONTROLLERS

The DC-4 is a scaled-down version of the popular DC-2 without a parallel port. It includes a switch with 2 ROM sockets, JDOS, manual and such features as gold connectors and metal box. It accesses double sided drives and accepts RSDOS 1.1 for Radio Shack compatibility

\$65 (\$2 Shipping)

RS 1.1 R.S. ROM Chip \$25



DC-2

J&M Disk Controller with parallel port/Hard Drive expansion bus makes a revival with the CoCo 3.

\$98 (\$2 Shipping)

DISK DRIVE SPECIALS

DRIVE 0 + Howards Drive 0 gives you a DD-3 MPI drive, a CA-1 cable and a J&M DC-4 Disk Controller for only. Add \$34 for a Disto DC-3 replacement. (\$5 shipping)

\$178.45

DOUBLE SIDED
DOUBLE DENSITY
360K



Separate Disk Drive Components

DD-3 An MPI 52 double-sided, double density, 360K disk drive in a full height case and heavy-duty power supply.

\$98 (\$2 shipping) **DRIVE ONE**

NEW FROM DISTO \$129 DC6 (\$2 Shipping)

Super Controller II works with CoCo 1, 2 & 3. It buffers keyboard input so that no keystrokes are lost when disk is reading or writing. Especially useful with OS-9, but also works with BASIC.

TEAC 55B bare drive, 1/2 height, double-sided, double density with all mounting hardware, needs CA-2 below to fit R.S. 501.

\$118 (\$2 shipping) **BARE**

SP-C

Serial to parallel converter converts the CoCo 4 pin serial output to run a parallel printer like Star or Epson. Includes all cables. Add \$10 for modem attachment.

(\$2 shipping) **\$68.45**

CA-1 Cable that connects the disk controller to the drive.

\$24.95
One Drive


CA-2 **\$29.95**
Two Drive

GUARANTEE — Howard Medical's 30-day guarantee is meant to eliminate the uncertainty of dealing with a company through the mail. Once you receive our hardware, try it out, test it for compatibility. If you're not happy with it for any reason, return it in 30 days and we'll give you your money back (less shipping).

EPSON

LX-800 \$239

Friction and tractor feed included
160 CPS
3K Buffer
NLQ on front buttons
Package includes free SP-C serial to parallel converter and Epson tutorial on disk.



Star NX-10 Only \$238

FREE SP-C serial to parallel converter while supplies last (\$5 shipping)

WORD PACK RS \$49

BASIC SCREEN EDITOR \$19.95

- Looks like Atari screen editor
- Works on CoCo 1, 2 & 3
- Now with 80 column support

MYDOS by Chris Hawks \$15

- Simplify your directory
- Accesses double sided drives
- Use J&M Printer Port on CoCo 3

CoCo MAX by Colorware \$78.45

- Specify II or III
- Includes high res interface
- Animation
- Printers supported include, R.S. 105, 106, 130; Star; & Epson. (\$2 shipping on software)

MONITORS

Sony KV-1311CR \$449

Regular \$625
(\$15 shipping)

- Vivid Color
- Vertically flat 13" screen
- Monitor/Trinitron TV with remote control
- 640 X 240 resolution at 15MHZ .37 mm Dot pitch
- RGB analog & digital; TTL; and composite inputs
- VCR inputs
- Cable to CoCo 3 \$36

MAGNAVOX 7622 \$88

12" Amber Screen offers 900 dots x 350 lines resolution at 20 MHz on a dark glass anti-glare CRT with built-in audio and 1 year warranty. (\$7 Shipping)

7652 Green Screen • Same Specs • Same Price

20 MEG HARD DRIVE

- pre-installed, formatted and ready to run
- equivalent to 125 R.S. 501's on line
- includes Western Digital WD1002-WK1 Controller
- and Seagate 20 Meg Hard Drive
- will also work with IBM & clones
- complete package includes 20 meg drive, case & power supply, controller and interface that plugs into slot #3 of multipack interface.
- 1 year warranty

\$699

\$499

(\$9 Shipping)

BASIC driver lets you access this hard drive without need for OS-9 \$49.95

Howard Medical Computers 1690 N. Elston Chicago, IL 60622



ORDERS

INQUIRIES AND ORDER STATUS

(800) 443-1444

(312) 278-1440

Showroom Hours:
8:00 - 5:00 Mon. - Fri.
10:00 - 3:00 Sat.

WE ACCEPT: VISA • MASTERCARD • AMERICAN EXPRESS
C.O.D. OR CHECKS • SCHOOL PO'S

Shipping charges are for 48 states.
APO and Canada order slightly higher



DIECOM PRODUCTS INC.

MISSION: RUSH'N ASSAULT

One or two players can take on the mission to rescue POWs hidden deep inside enemy territory. Watch out for enemy soldiers, snipers, grenade launchers and many other hazards as you journey farther over enemy lines. Forge your way through jungles and swamps and other hazardous terrain as you search for the missing soldiers. Pick up grenades, extra ammo and more powerful weapons as you continue farther into your mission. The enemy is out in great force to stop your mission. Dozens of screens will keep you playing for hours. Can you succeed and rescue the prisoners? Only time will tell.

Tape or Disk
\$28.95 U.S.
\$38.95 Can.

HIGH SCORE	76,550
PLAYER 1	14,500
ENERGY	
BULLETS	47
GRENADES	59
PLAYER 2	9,250
ENERGY	
BULLETS	71
GRENADES	38

Requires 64 k and one joystick. For the Coco 1, 2 or 3

GRANDPRIX CHALLENGE

Race alone against the computer, or with a friend against the computer in this high speed racing game. You compete in 5 lap races around twisting and turning race courses. Finish the race ahead of all the computer cars and you will progress to a more challenging course. Collect repair tools as you race around the track and you will be able to increase the speed and handling of your race car. But watch out for oil slicks and water puddles on the track or you might find your car crashing into a wall. Detailed 320 x 200 graphics and realistic driving conditions make this a must for your Coco 3 collection. Many different race tracks will keep you challenged.

Disk **\$28.95 U.S.** **\$38.95 Can.**

Requires 128 k Coco 3 with one joystick.

GANTELET II

It's back and better than ever. It's Gantelet II for your Coco 3. Using 320 x 200 hi-res graphics with 16 colors, we have created one of the best arcade style games you will ever see for your Coco. Four people can now play simultaneously in one game. Dozens of new levels with new monsters will challenge even the best players. Collect keys to open doors and chests, treasures, and many new magic potions to help you battle more powerful monsters. Watch out for hidden traps as you search for the exit to next level.

Tape or Disk **\$28.95 U.S.** **\$38.95 Can.**

Requires 128 k Coco 3

NEW LOW PRICE ON CALADURIL FLAME OF LIGHT & LANSFORD MANSION, AVAILABLE ON DISK ONLY
\$28.95 U.S.
\$38.95 Can.

CALADURIL FLAME OF LIGHT



For the Coco 1, 2 or 3

LANSFORD MANSION



DIECOM PRODUCTS INC.

6715 FIFTH LINE, MILTON, ONT., CANADA L9T 2X8

24 hr. order line:
 (416) 878-8358
 personal service 9-5

Please add \$2 shipping & handling (for 'The Rat' and 'Iron Forest' add \$5 each for shipping). Ontario residents add 7% sales tax. C.O.D. Canada only.

SEE FRONT COVER FOR OTHER DIECOM GAMES

We accept:

 cheque or money order

\$28.95 U.S.
\$38.95 CAN.
 AVAILABLE ON TAPE OR DISK
 64K REQUIRED

New!
from

DR. PREBLE'S PROGRAMS

Introducing PYRAMIX For your Color Computer 3!

Product of
ColorVenture

PYRAMIX is a 100% machine language game written exclusively to take advantage of all the power in your 128K CoCo 3. The colors are brilliant, the graphics sharp, the action hot.

PYRAMIX features the finest in animation, graphics, sound effects and game play available today. It has all the extras you want, too, such as a pause option, RGB and CFP modes, keyboard or joystick play, help screen, multiple skill level, and the ability to backup your disk.

Best of all is the low price! Available today, for only \$24.95 on disk + s/h!




And Lightning Strikes!

LIGHTNING RAM DISK is the most versatile RAM disk for your 512K Color Computer 3! LIGHTNING RAM DISK will allow you to use up to 4 mechanical drives and 2 RAM drives simultaneously for a total of 6 Drives! This RAM DISK will also work simultaneously with our amazing LIGHTNING PRINTER SPOOLER! \$19.95 on disk + s/h.

LIGHTNING PRINTER SPOOLER for the 128K or 512K Color Computer 3. Multitask your computer! Dump more than 400K of text to the spooler "instantly." Then, continue your keyboard work while it all prints out! Also compatible with our LIGHTNING RAM DISK above. \$14.95 on disk + s/h.

LIGHTNING BACKUP utility for your 512K Color Computer 3 reads your master disk once and then makes superfast multiple disk backups on all your drives! No need to format blank disks. Supports 35, 40 or 80 tracks, double or single sided disks and adjustable step rate. \$14.95 on disk + s/h.

Order all 3 for only \$44.95 + s/h



Dr. Preble's Prescriptions

BASIC FREEDOM! No one wants to be chained down. And yet, if you type in BASIC programs, you have been subject to involuntary servitude! The culprit? BASIC's limited EDIT command.

Demand Your BASIC FREEDOM! Programmed by Chris Babcock for ColorVenture, this software gives you a full screen editor for typing in and editing BASIC programs! Move the cursor anywhere on the screen. Insert, delete or add text. It's the same concept as in a word processor, except you never have to leave BASIC! BASIC FREEDOM is an invisible machine language program which you can turn on and off at will. Even pressing RESET will not hurt your BASIC FREEDOM! Simple, yet powerful with an easy to read manual. Many extra "nice touches" included, like KEY REPEAT and LOWERCASE INTERPRETER which lets you type BASIC commands in upper or lower case for ease of programming. Translation to uppercase is automatic for commands. Text in quotes is not affected. For CoCo 1, 2, or 3!

SPECIAL COCO 3 VERSION lets you work in 32, 40, or 80 column display modes. A separate version is available for the CoCo 1 and 2. Available on disk for \$24.95 + s/h.

MENTAL FREEDOM by Dr. Preble! IMAGINE! Some day, a computer so advanced that it responds to your very thoughts and emotions. Imagine, some day, thought-controlled graphics: levitation and materialization! **PLUG IN YOUR MIND** and **UNHOOK YOUR JOYSTICKS**—that day is now! The Radio Shack Color Computer has many advanced capabilities, just waiting to be tapped. Dr. Preble's Programs combines the advanced technology of the CoCo with the amazing Radio Shack Biofeedback Monitor to bring you "Mental Freedom."

For CoCo 2 or 3

THOUGHT-CONTROLLED VIDEO CHALLENGE? Unlike any video game you have ever played, our Thoughtware tests your ability to handle stress, to remain calm under adverse circumstances. **LIGHTNING FAST** reflexes will do you no good here, unless you first tame the fickle dragon of your mind. Are you the secretly nervous type? Many people can keep a "Poker Face" even when they are worried so that others may not notice; but can you really stop the worry itself? Find out with Mental Freedom!

AND IT TALKS! Did you know that the CoCo can produce incredibly realistic digital speech without a special speech synthesizer? The voice quality is so good, it sounds human! Honest. Best of all, no extra hardware is needed for speech, just some clever programming by Dr. Preble.

MENTAL FREEDOM - Next time your friends ask what your computer can do, show them Dr. Preble's Thoughtware! Requires Radio Shack's Biofeedback Monitor Catalogue #63-675. **Mental Freedom** - DISK only \$24.95 + s/h



Vocal Freedom!

512K Digital Voice Recorder for your CoCo 1, 2, or 3!

High Quality Voice Without Synthesizer!

Vocal Freedom lets you ...

- * Record voice or any sound into RAM
- * Record and playback at 2 speeds
- * Save and Load voice to disk
- * Select normal or high fidelity
- * Record more than 2 minutes of speech if you have a 512K CoCo 3
- * Fully compatible with CoCo 1 and 2
- * Features Sound Activated Playback. Messages will playback automatically for your family when any noise is made. Could also scare off provlers.

Vocal Freedom includes special cable. Requires only a low cost amplifier (RS cat. #277-1008) and any microphone.

On Disk, only \$39.95 + s/h

Extra... Hacker's Pac!

Incorporate digitally recorded voices or sound into your own programs. Requires Vocal Freedom, above.

On disk, only \$14.95 + a/h




New!

VDOS, the UnDISK: Save multiple programs in memory. Or save multiple graphic pictures in memory. Works with or without a disk. Let's you SAVE, LOAD and KILL stored programs or graphics. DIRECTORY function lists files, gives the start, end and execution addresses of machine language programs and number of free bytes remaining. Own a RAM disk without buying a disk drive! Requires 64K CoCo 1 or 2. Available on tape or disk for \$24.95 + shipping/handling.


VDUMP, for the UnDISK: Backup all your UnDISK files to a single tape file for easy reloading. A must for VDOS users! On tape for \$14.95 + shipping/handling.

VPRINT, for the UnDISK: Paper printout for UnDISK Directory. On tape, \$9.95 + shipping/handling.

Check, money order, Mastercard Visa or C.O.D. For Shipping in U.S.A. or Canada add \$2.50, to other Countries, add \$5.00.



Check, Money Order or C.O.D.



Order From
Dr. Preble's Programs
6540 Outer Loop
Louisville, KY 40228
(502) 969-1818

24 HOUR ORDER LINE

Disk Directory Dazzler

Dress up your Disk Directory with colorful messages and borders. Create useful help messages. Add that professional touch to your creations! Only \$9.95

For CoCo 1, 2 or 3!

RX For Intellectual Stimulation
CoCo Programs, T.I.D.

CoCoBraille



Enables Grade 1 or Grade 2 Braille using your CoCo 1, 2 or 3 and a Brother Daisy Wheel printer! Fast Print to Braille conversion algorithm converts word processor files, program listings and data files into touch readable Braille. For use by the blind or the sighted. No knowledge of the Braille code is necessary. Just send print to the program and out comes Braille! Note: The complex Grade 2 conversion is very good and though not always perfect, quite readable. Requires 64K or more. Brother HR series printer or the IP-50 interface series required. Low Cost! Similar software costs 3 times as much. Only \$29.95 + s/h