

Best for your
TANDY
COLOR COMPUTER

August 1986

Canada \$4.95 U.S. \$3.95

RAINBOW®

THE COLOR COMPUTER MONTHLY MAGAZINE


RECREATION SENSATION

A lineup of sure hits!

**Sandworm, Starlord,
NymMatch, Eye of the
Tiger, Fortune Wheel,
and Game Shorties**

**Improve your Joystick
An Adventure-writing
Processor**

**Esch-A-Sketch Graphics
What's inside a Mouse?
A new Q & A column**



**Plus our regular team of favorites,
including Joe Kolar, Cray Augsburg,
Steve Blyn, Michael Plog, Tony
DiStefano and Fred Scerbo**



**Bill Barden
on How CoCo
Stacks Up**

The Best Money Can Buy . . .

HDS Floppy Drive Controller Board



Features *

- * Gold Plated Edge Cards
- * Dual Selectable ROM Sockets
- * Compatible with COCO I & II
- * 120 Day Warranty
- * Double and Single Density

DOUBLE SIDED

Drive 0 Complete	\$199.
Drive 1 Complete	\$129.
Drive 0 & 1 Dual Drive	\$319.

Reduce your I/O errors with the Hard Drive Specialist Floppy Drive Controller for the Color Computer. Gold edge card connectors, advanced design, and the absence of potentiometers make it the best available. Our newest version controller allows the use of either (two 24 pin ROMs), or (one 24 pin and one 28 pin ROM). Using this board with the standard Radio Shack ROM gives you 100% compatibility with all Radio Shack software.

- Completed and Tested Board with Radio Shack ROM \$99.**
(Includes Case, and DOS Instructions)
- Completed and Tested Board without ROM . . . \$79.**
(Includes Case)
- Bare Board with Instruction manual \$30.**
- Parts Kit For Bare Board without ROM \$30.**
- Radio Shack ROM (current version) \$20.**
- Radio Shack ROM 1.0 \$40.**

ADOS ROM (24 or 28 pin PROM) \$40.

ADOS is a product of SpectroSystems of Miami Florida and is fully supported by the author. The HDS version of ADOS supports 2 drives, 40 track, 6ms trk-to-trk drives only, either Single Sided or Double Sided.

TKBUG Monitor and DOS 1.0 on PROM (24 or 28) \$40.

New, unique CoCo software monitor in ROM designed for a minimum of key strokes and fully compatible with the 1.0 version of disk basic. Features 33 single key commands, allowing the user to quickly display and screen edit RAM in either hex or ASCII format. Also allows the user to dump screen or memory to printer, set break points, alter baud rate, set 64K RAM mode, and more, TKBUG by TOMMY KEETON.

HARD DRIVE SPECIALIST

1-713-480-6000
Order Line 1-800-231-6671
16208 Hickory Knoll
Houston, Texas 77059

Ordering Information

Use our WATS line to place your order via Visa, MasterCard, or Wire Transfer. Or mail your payment directly to us. Any non-certified funds will be held until proper clearance is made. COD orders are accepted as well as purchase orders from government agencies. Most items are shipped off the shelf with the exception of hard drive products that are custom built. UPS ground is our standard means of shipping unless otherwise specified. Shipping costs are available upon request.

From Computer Plus to YOU...


PLUS after PLUS after PLUS




Tandy 200 24K \$649
Tandy 600 32K \$1269
Model 100 24K \$349




Color Computer II
w/64K Ext. Basic \$145




Tandy 1000 \$685
Tandy 1000HD \$1539
Tandy 1200HD \$1599



DMP-130 \$269



Color Computer Disk Drive
Drive 0 \$239 Drive 1 \$189



DMP-105 \$160

BIG SAVINGS ON A FULL COMPLEMENT OF RADIO SHACK COMPUTER PRODUCTS

COMPUTERS

Tandy 1000 1 Drive 128K	685.00
Tandy 1000 HD 10 Meg. 256K	1539.00
Tandy 3000 1 Drive 512K	1969.00
Model IVD 64K with Deskmate	889.00

PRINTERS

Radio Shack DMP-105	160.00
Radio Shack DMP-130	269.00
Radio Shack DMP-430	559.00
Radio Shack DWP-220 Daisy Wheel	469.00
Silver Reed EXP-500P Daisy Wheel	229.00
Star SG-10	245.00
Star SG-15	410.00
Panasonic P-1091	259.00
Panasonic P-1092	339.00
Toshiba 1340	439.00
Okidata 192	375.00
Epson LX-80	275.00
Epson FX-85	419.00

MODEMS

Radio Shack DCM-3 Modem	52.00
Radio Shack DCM-5 Modem	99.00
Radio Shack DC Modem Pac	79.00
Radio Shack DC Modem 2212	315.00

COLOR COMPUTER MISC.

Radio Shack Drive Controller	139.00
Extended Basic Rom Kit	39.95
64K Ram Upgrade Kit	39.00
Radio Shack Deluxe Keyboard Kit	24.95
HJL Keyboard Upgrade Kit	79.95
COCO Max Y Cable	27.95
Color Computer Mouse	44.00
Multi Pack Interface	89.00
Botek Serial to Parallel Conv.	69.95
Radio Shack CCR-81 Recorder	52.00
Radio Shack Deluxe Joystick	26.95
Amdek Color 300 Monitor	265.00
Amdek Video 300 Green Monitor	139.00
Amdek Video 300 Amber Monitor	149.00
Goldstar Amber Monitor	99.00
Radio Shack VM-2 Green Monitor	129.00
Mark Data Universal Video Driver	29.95

COLOR COMPUTER SOFTWARE

	TAPE	DISK
Approach Control Simul.	29.95	34.95
Worlds Of Flight	29.95	32.95
Mustang P-51 Flight Simul.	29.95	34.95
Spectral Typing Tutor	19.95	22.95
Dungeon Quest	24.95	27.95

Major Istar	24.95	27.95
Sam Slueth Private Eye	24.95	27.95
Mark Data Graphic Adven.	24.95	27.95
COCO Util by Mark Data		29.95
COCO Max by Colorware	69.95	
COCO Max II by Colorware		79.95
AutoTerm by PXE Computing	39.95	49.95
TelePatch by Spectrum		19.95
TeleWriter 64	49.95	59.95
Deft Pascal Workbench		89.95
Deft Extra		39.95
Pro Color File Enhanced 2.0		59.95
Max Edit by Derringer		19.95
Elite Calc	69.95	69.95
Elite Word	69.95	69.95
Elite File (disk only)		74.50
DynaCalc (disk only)		99.95
Word Pack II by PBJ		134.95
VIP Writer (tape & disk)		69.95
VIP Integrated Library (disk)		149.95

Order any 2 software pieces listed and take 10% off their listed price. All Radio Shack software 10% off list. Send for complete list.

**CALL TOLL FREE
1-800-343-8124**

- LOWEST POSSIBLE PRICES
- BEST POSSIBLE WARRANTY
- KNOWLEDGEABLE SALES STAFF
- TIMELY DELIVERY
- SHOPPING CONVENIENCE



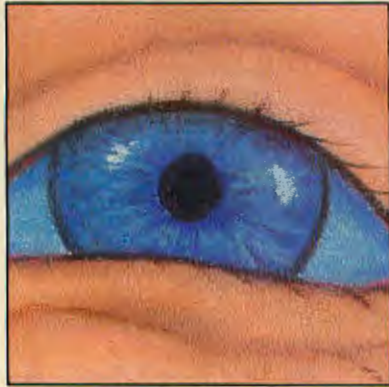
**computer
plus**

P.O. Box 1094
480 King Street
Littleton, MA 01460


SINCE 1973

IN MASSACHUSETTS CALL (617) 486-3193

Under The RAINBOW



18




26



122

Cover illustration copyright © 1986 by Fred Crawford

 The small cassette tape symbols beside features and regular columns indicate that the program listings with those articles are on this month's RAINBOW ON TAPE, ready to LOAD and RUN. For full details, check our RAINBOW ON TAPE ad on Page 133.

FEATURES

-  **Menace of the Sandworm/Peter Meyers** _____ 18
GAME *Miners on Dune fight the vile sandworms*
- CoCo Fried Chips/Marty Goodman** _____ 24
HARDWARE PROJECT *Repair tips for burned-out controllers*
-  **Adventure Processor/Bill Cook** _____ 26
PROGRAMMING UTILITY *Take the tedium out of Adventure writing*
-  **Tic Tac CoCo/James W. Wood** _____ 36
GAME *Updating an old favorite with a twist*
-  **NymMatch/Brien Dick** _____ 40
GAME *Encouraging mastery of word concepts*
-  **Starlord/Raju Dash** _____ 58
GAME *Test your skill and daring by fighting the evil tyrant*
-  **Esch-A-Sketch/Eric White** _____ 75
GRAPHICS *An easy way to create self-perpetuating patterns*
-  **Fun and Foolery/CoCo Lovers** _____ 79
GAME SHORTIES *Five games to amuse plus two programming utilities*
- How Does the CoCo Stack Up?/William Barden, Jr.** _____ 90
COMMENTARY *Comparing the CoCo to other computers*
- The Old Switcheroo/Mark Haverstock** _____ 108
HARDWARE PROJECT *Three devices on one joystick port*
- The Quick Joystick Fix/Bruce W. Goshorn** _____ 116
HARDWARE PROJECT *Make joystick firebuttons electrically parallel*
-  **Eye of the Tiger/Tim Jones** _____ 122
GAME *Rocky beware — CoCo is here!*
-  **Fortune Wheel/Arron Branigan** _____ 156
GAME *A challenging game for the whole family*
- What's Inside a Mouse?/Steve Bjork** _____ 180
MOUSE UTILITY *Detailing the point-and-pick interface*

NEXT MONTH: Sharpen your pencils and put on the old thinking cap because school days are just around the corner! Along with new shoes and lunch boxes, September also brings the RAINBOW Education issue. Keeping abreast of current thinking is important in today's fast-paced world and THE RAINBOW is here to help.

We'll have educational features for all ages — from preschoolers to graduate students and beyond. Even old pros will discover many things of interest in THE RAINBOW's regular columns, reviews and utilities. Technology never stops and neither should your education. Come to *the* premier information source for the Color Computer, THE RAINBOW, and be in the know.

COLUMNS

BASIC Training/Joseph Kolar _____	48
<i>Uncomplicating translating</i>	
Building August's Rainbow/Jim Reed _____	16
<i>Managing Editor's comments</i>	
CoCo Consultations/Marty Goodman _____	178
<i>Introducing a new Rainbow Column</i>	
Delphi Bureau/Cray Augsburg _____	174
<i>Using the CoCo SIG and Marty Goodman's database report</i>	
Education Notes/Steve Blyn _____	94
<i>Exploring the card catalog</i>	
Education Overview/Michael Plog, Ph.D. _____	97
<i>Looking at the 'hidden' computers</i>	
PRINT#-2/Lawrence C. Falk _____	12
<i>Editor's notes</i>	
Turn of the Screw/Tony DiStefano _____	101
<i>Timing and the SAM chip</i>	
Wishing Well/Fred B. Scerbo _____	167
<i>Computer-paced learning</i>	

RAINBOWTECH

Accessible Applications/Richard White _____	194
<i>Getting in touch with PenPal</i>	
Barden's Buffer/William Barden, Jr. _____	188
<i>More interfacing tricks for assembly language and BASIC</i>	
Downloads/Dan Downard _____	186
<i>Answers to your technical questions</i>	
KISSable OS-9/Dale L. Puckett _____	197
<i>Experimenting with RAM disks</i>	

DEPARTMENTS

Advertiser Index _____	208	One-Liner Contest _____	
Back Issue Information _____	139	Information _____	156
CoCo Cat _____	134	Received & Certified _____	131
CoCo Gallery _____	114	Reviewing Reviews _____	132
Corrections _____	98	Scoreboard _____	86
The Crossword Creator _____		Scoreboard Pointers _____	88
Contest _____	183	Submitting Material _____	
Letters to Rainbow _____	6	to Rainbow _____	66
The Pipeline _____	104	Subscription Information _____	56
		These Fine Stores _____	206

PRODUCT REVIEWS

Product Review Contents _____	129
--------------------------------------	------------

The RAINBOW

August 1986

Vol. VI No. 1

Editor and Publisher
Lawrence C. Falk

Managing Editor James E. Reed
Senior Editor Tamara Renee Dunn
Submissions Editor Jutta Kapfhammer
Copy Editor Jo Anna Wittman Arnott
Reviews Editor Judi Hutchinson
Editorial Assistants Judy Brashear,
Wendy Falk, Jody Gilbert,
Angela Kapfhammer, Shirley Morgan
Technical Editor Dan Downard
Technical Assistants Cray Augsburg,
Chris Wehner
Contributing Editors William Barden, Jr.,
Steve Blyn, Tony DiStefano, Joseph Kolar,
Michael Plog, Dale Puckett, Fred Scerbo,
Richard White
Consulting Editors Ed Ellers,
Danny Humphress, Belinda C. Kirby,
T. Kevin Nickols
Art Director Jerry McKiernan
Designers Tracey Jones, Heidi Maxedon,
Kevin Quiggins, Sandra Underwood
Production Assistant Cynthia L. Jett
Chief of Typography Debbie Hartley
Typography Services Jody Doyle,
Suzanne Benish Kurovsky

Falsoft, Inc.

President Lawrence C. Falk
General Manager Patricia H. Hirsch
Asst. General Mgr. for Finance Donna Shuck
Admin. Asst. to the Publisher Sue E. Rodgers

Editorial Director James E. Reed
Asst. Editorial Director Jutta Kapfhammer
Creative Director Jerry McKiernan
Chief Bookkeeper Diane Moore
Advertising Accounts Beverly Taylor
Dealer Accounts Judy Quashnock
Accounts Payable/ADP Lisa Ragan
Fulfillment Services Director Bonnie Frowenfeld
Fulfillment Services Asst. Dir. Sandy Apple
Asst. Customer Service Mgr. Beverly Bearden
Word Processor Manager Patricia Eaton
Coordinator of Development Ira Barsky
Chief of Printing Services Melba Smith
Pre-press Production John Pike
Dispatch Janice Eastburn
Asst. Dispatch Mark Herndon
Business Assistants Laurie Falk, Sharon Smith,
Monica Wheat, Pam Workhoven

Advertising Coordinator Doris Taylor
Advertising Representative Kim Vincent
Advertising Assistant Debbie Baxter
(502) 228-4492

West Coast Advertising and Marketing Office
Director Cindy J. Shackleford
Advertising Representative Shirley Duranseau
For RAINBOW Advertising and
Marketing Office Information, see Page 208

THE RAINBOW is published every month of the year by FALSOFT, Inc., The Falsoft Building, 9509 U.S. Highway 42, P.O. Box 385, Prospect, KY 40059, phone (502) 228-4492. THE RAINBOW, RAINBOWfest and THE RAINBOW and RAINBOWfest logotypes are registered trademarks of FALSOFT, Inc. Second class postage paid P.O. Box 385, Prospect, KY 40059. USPS N. 705-050 (ISSN No. 0746-4797). POSTMASTER: Send address changes to THE RAINBOW, P.O. Box 385, Prospect, KY 40059. Postage Guaranteed. Authorized as second class postage paid from Hamilton, Ontario by Canada Post, Ottawa, Ontario, Canada. Entire contents copyright © 1986 FALSOFT, Inc., 1986. THE RAINBOW is intended for the private use and pleasure of its subscribers and purchasers and reproduction by any means of information herein is for the single end use of purchasers and any other use is expressly prohibited. All programs herein are distributed in whole or in part under license from CompuServe Inc. Tandy, Color BASIC, Extended Color BASIC and Program Pak are registered trademarks of the Tandy Corp. CoCo is a trademark of CompuServe Inc. Subscriptions to THE RAINBOW are \$31 per year in the United States. Canadian rates are U.S. \$38. Surface rate is U.S. \$68, air mail U.S. \$103. All subscriptions begin with next available issue. Limited back issues are available. Please see notice for issue details and their costs. Payment accepted by VISA, MasterCard, American Express, cash, check or money order in U.S. currency only. Full refund after 10/12ths the subscription amount after two issues are mailed. No refund after mailing of three or more magazines.

Software Thieves (Not Pirates)!

Editor:

This letter is to all the software thieves who are passing around a broken version of *CBASIC V1.01*. It was discovered some time ago that this version of *CBASIC* was available on BBSs around the country. When I downloaded a copy, I was quite upset. I spent over two years writing this program only to find some thieves had stolen it and were freely giving away copies. What gives you the right to take two years of my work and give it away or use it without my consent? Not only have you taken something that does not belong to you, you have also given *CBASIC* a bad name. The copies you are giving away are not even near the current version (V1.12) that has a large number of additional commands, functions and improvements. Not only that, but the stolen version has many commands and features that no longer work after it was broken.

Some of you even have the nerve to demonstrate it at computer club meetings and discourage people who are considering purchasing *CBASIC*. Then there are those who have acquired the stolen version and have the nerve to call us up and ask us why something doesn't work.

Through greed or the desire to be the center of attraction in the local CoCo Community, you have succeeded in killing the best Color BASIC compiler on the market. You have also succeeded in cutting our sales of *CBASIC* by over 50 percent. We can no longer afford to run our current advertisement since we no longer sell enough copies to pay for it. I have to wonder, is it worth it to continue to improve and enhance *CBASIC* if I can't afford to pay for the advertising? It also makes me realize that it is not worth the time or effort to even attempt to work on another program as complete or complex as *CBASIC* for the Color Computer.

Bill Vergona
Cer-Comp
Las Vegas, NV

BACK TALK

Editor:

May I offer some suggestions in response to Kyle Johnson's query in the June 1986 issue [Page 8] regarding genealogy programs for a 64K Color Computer 2.

Prickly-Pear regularly advertises a *Family-Tree* program in *RAINBOW* magazine. Another tape program I have found to be much more complete and usable on disk is *Lineages*, prepared and sold by Ervin A. Madera, P.O. Box 1746, Rohnert Park, CA 94928-1241 for \$35.

Allen R. Streeter
Saginaw, MI

Incorporating Print Styles

Editor:

In response to the question from Jerry Dummer in the June 1986 issue [Page 9], he asked how to incorporate various styles of print (which his printer will print) within *Color Scripsit*. I substitute the codes for whatever character font I want to print in place of the codes Underline and Elongate in Option 7 on the main menu.

I hope this will be of help; your magazine has certainly been a great help to me.

Lloyd O. Billings
Seattle, WA

VIP Defended

Editor:

I take respectful difference with Richard White for his statement in your May 1986 issue that *VIP Writer* might qualify as user hostile compared with other offerings. *VIP* is a powerful, elegantly programmed, and very intuitive and logical word processing package, with programmed-in and programmable printer controls that are beyond belief. The kingdom of MS-DOS should have a package as powerful and practical! Neither *WordStar* or *PC WRITE* can touch *VIP* for convenience and transparency.

I am a registered owner of *Telewriter-64*

as well as *VIP*, and I have a lot of respect for it. I don't doubt that you're right, Dar (May 1986, Page 217): *Telewriter-64* is probably the most widely used word processor for the CoCo; it's a fine package and it's been around a long time. But for my big writing projects I invariably reach for *VIP*. The recent patches for *Telewriter-64* have added a lot to the original, but they give it features that *VIP* has as standard equipment.

A *VIP* users' group was recently formed. Interested persons can write me at Box 194, 01463. Hints, brief articles, letters, *VIP* database formats and *CALC* templates are gratefully received. There are no set dues, but contributions to defray the cost of copying and mailing the quarterly newsletter are most welcome.

John Ogasapian
Pepperell, MA

Transformation Troubles


Editor:

In the June 1986 issue, Marty Goodman's article, "The Great Transformation" [Page 182] and associated programs are very good and fill a substantial need. It is indicative of the quality software available in *THE RAINBOW*.

One problem is the interface between *VIP Writer* and several MS-DOS word processors. *Display Writer 3* and *WordStar* are two MS-DOS word processors I have used and both insert a carriage return at the end of every line. On the other hand, *VIP Writer* inserts a carriage return only at the end of a paragraph (a forced line feed). Thus an ASCII file from *Display Writer 3* or *WordStar* used with *VIP Writer* produces a double-spaced output.

The problem becomes more serious when sending ASCII files from *VIP Writer* to *Display Writer 3* or *WordStar*. The MS-DOS software expects a carriage return after every line and without them treats the entire paragraph as one long sentence. It seems that these problems are eliminated if

TOP RATINGS
HOT COCO MAGAZINE
SEPTEMBER 1984 AND MAY 1985



NEW
DISK FILE
TRANSFER VIA
XMODEM

**AND
MOST
LOVABLE**

YOU COULD FALL IN LOVE WITH
AUTOTERM!
IT TURNS YOUR COLOR COMPUTER INTO THE
**WORLD'S
SMARTEST
TERMINAL**

**GOOD
LOOKIN'**

AUTOTERM shows true upper/lower case in screen widths of 32, 40, 42, 51, or 64 characters with no split words. The width of 32 has extra large letters. Scrolling is forward, backward, and fast. Block graphics pictures are displayed automatically and can be scrolled.

The screen's top line shows operating mode, unused memory size, memory on/off, and caps-lock on/off. It also gives helpful prompts.

**SWEET
TALKIN'**

KEY-BEEP can be on/off. Unacceptable keystrokes cause a lower pitched BOP! This ERROR-BEEBOP can be on/off.

Talks to other computers with Full or Half Duplex; Baud Rate of 110, 150, 300, 600, 1200; Parity as even, odd, mark, space, none; 7 or 8 bit Word; any Stop Bits; all 128 ASCII characters; true line Break; XON/XOFF protocol; and optional line-at-a-time transmission. Able to send and receive text, block graphics, BASIC and ML programs. A 64K machine holds up to 45,000 characters (33,300 in HI-RES).

DUAL PROCESSING lets you review & edit while more data is coming in.

XMODEM for disk file transfer.

Fully supports D.C. Hayes and other intelligent modems.

Talks to your printer with any page size, margins, line spacing, split word avoidance. Embed your printer's control sequences for boldface, underlining, etc. Narrow text can be automatically spread out.

**You'll also use Autoterm
for simple word processing
and record keeping**

You can display directories, delete files, transmit directly from disk, and work with files larger than memory. Easily maintain a disk copy of an entire session.

Compatible with TELEWRITER (ASCII) & other word processors.

**SMOOTH
WALKIN'**

AUTOTERM moves smoothly and quickly between word processing and intelligent terminal action. Create text, correct your typing errors; then connect to the other computer, upload your text, download information, file it, and sign-off; then edit the received data, print it in an attractive format, and/or save it on file.

Editing is super simple with the cursor. Find strings instantly, too! Any operating parameter, such as screen width, can be altered at any time. Uncompleted commands can be cancelled.

**PUTTY IN
YOUR HANDS**

The word processor can be used to create, print, and/or save on file your personal KSMs. They let AUTOTERM act like you. For example, it can dial through your modem, sign-on, interact, perform file operations, & sign-off; an entire session without your help. KSMs can answer the phone, prompt the caller, take messages, save them, hang-up, and wait for the next call. The KSM potential is unbelievable!

**NO OTHER COMPUTER IN
THE WORLD CAN MATCH
YOUR COCO'S AUTOMATIC
TERMINAL CAPABILITIES!!!**

**WHAT THE
REVIEWERS SAY**

"AUTOTERM is the Best of Class."
Graham, *RAINBOW*, 6/83

"The AUTOTERM buffer system is the most sophisticated — and one of the easiest to use..."
Banta, *HOT CoCo*, 9/84

"Almost a full featured word processor..."
Eilers, *RAINBOW*, 11/84

"AUTOTERM's excellent error-handling routines, thorough documentation, and logical, easy-to-use command structure make it stand out."
Parker, *HOT CoCo*, 5/85

AVAILABLE IN CANADA
from
Kelly Software Distributors
Edmonton, Alberta

CASSETTE \$39.95
DISKETTE \$49.95
Add \$3 shipping and handling
MC/VISA/C.O.D.

PXE Computing
11 Vicksburg Lane
Richardson, Texas 75080
214/699-7273

Please hire the mentally retarded. They are sincere, hard working and appreciative. Thanks!
Phyllis.

Teletwriter-64 is used since it inserts carriage returns at the end of each line.

If anyone has a simple solution to this problem, I'm sure it would be appreciated by the many *VIP Writer* users.

Ronald Pettus
St. Charles, MO

Assessing the Assessment

Editor:

I must take exception to the article by Harry Hallstrom entitled "Assessing the Market Value of Your Home," April 1986 [Page 79]. While Mr. Hallstrom's program seems well-written and well-intentioned, it does not assess the fair market value. I can understand his bewilderment after talking with three real estate agents who were obviously lacking in training. Without facts to back up their "market value," it is no wonder they came up with a \$20,000 range.

On the other hand, Mr. Hallstrom's method neglects changes in the buying market, availability and type of financing, changes in the neighborhood, conformity within the neighborhood, condition, area amenities and more. In addition, improvements rarely increase the value as much as they cost.

Your readers would be best advised to base their asking price on information from comparable sales and competitive properties. If you live in a small town with no multiple listing service and only local real estate companies, go ahead and order a FNMA appraisal. The cost of the appraisal is small when compared to the frustration of an extended marketing time and false expectations.

Roger A. Knauff
Montgomery, AL

HINTS AND TIPS

Editor:

Users of "Name That Tune" (June 1986, Page 66) will experience problems with the firebuttons regardless of the computer they use. PEEK(652B0) gives a number in the 100s or 200s depending on JOYSTK(0). To correct this problem, make the following changes in the program:

```
5100 P=PEEK(652B0) AND 3
```

In lines 5110, 5120 and 5135, substitute 2 for 254 and 1 for 253.

Bruce Lewis
Maryville, MO

The substitution will work — and it will work on both CoCos regardless of what set of numbers your firebuttons produce. However, it also involves one more function to be performed (computing the logical AND on P) in a spot where there is really no time to spare. Hence, the joysticks become a little less sensitive and the music moves a little slower.

Marge Rutter
Program Author

Ring Quest Reincarnation

Editor:

I enjoy your magazine and the Second Adventures tape and would like to pass along a hint for the Adventures tape. In *Ring Quest*, to make it so you cannot die, make 340 GOTO 354. This reincarnates you with a loss of hit points totaling the number the monster killed you with, but at least you get to finish the game. This is great for searching rooms.

Mike Farmer
Ellensburg, WA

REQUEST HOTLINE

Editor:

I own a grain crop farming operation and would like to know what companies have farming business software available for the CoCo. Write me at RR 1, Box 301A, 46176.

Scott Newkirk
Shelbyville, IN

And the Beat Goes On

Editor:

I am looking for a program to allow the CoCo to perform as a metronome. I run a recording studio in Nashville and would like to use it for my studio work. Can anyone help me? My address is 300 Rural Hill Ct., 37217.

Michael Bridges
Nashville, TN

Mailing List Merger

Editor:

Is there any way to merge a mailing list created by a BASIC program to *Teletwriter-64*? My address is 133-01 Sanford Avenue, 11355.

Tho Luong
Flushing, NY

Data Sheet Dearth

Editor:

I would like to know if anyone knows where I can obtain the 1793 FDC data sheet (Floppy Disk Controller) by Western Digital Corporation. I need an address and telephone number please. Write to me at 834 Third Street, G8P 1P6.

Claude Gosselin
Chibougamau, Quebec

Domestic Requests

Editor:

Kudos to Scott Halfman for his *Castle of Doom* program (June 1986 issue, Page 26). This is by far one of the best BASIC game programs for the CoCo I have ever seen.

I need help finding a couple of programs. First, I am looking for a program to help my wife lay out cross stitch patterns on all sizes of material. Second, I am looking for a program that will teach shorthand. Any help would be appreciated. I can be reached at RR 2, Box 85-A, 47882.

Scott Lampton
Sullivan, IN

Brother, Can You Spare a Program?

Editor:

I am secretary of a bowling league and need a program that will enable me to keep up-to-date records of individual averages, etc. Does anyone know of one? Write to me at 195 Lynnfield Street, 01960.

John C. Groz
Peabody, MA

Knitting Calculations Needed

Editor:

My wife has a knitting machine and I have a 64K Color Computer, Radio Shack disk drive and a printer. I would appreciate any information on programs available concerning knitting machine calculations. Any information can be sent to me at 2341 Floyd Drive, 53404.

James E. Johnson
Racine, WI

See the Sugar Software ad on Page 80 in the May 1986 issue. They have a program called CoCo Knitter. It was also reviewed in the same issue (Page 195).

Diet Diagnostic

Editor:

Do you know of a nutrition and disease program for the Color Computer 64K for use with organic diseases, diet, vitamins, symptoms, dates, hours, etc. My address is 4617 Girard Avenue No., 55412.

Wilma Bisted
Minneapolis, MN

The October 1985 issue, Page 213, has a review of a program by Homesoft called Nutriguide. This may be what you are looking for.

Rabbit Relations

Editor:

I was recently approached by several friends who are involved with rabbit breeding. We are looking for a program to compile information on rabbits for ease of record-keeping. It would be similar to a genealogy program. Has anyone seen or heard of such a program? I would appreciate hearing from anyone on this subject. I can be reached at P.O. Box 775, 70664-0775.

Morgan J. Maynard
Sulphur, LA

DELPHI LINE

Editor:

OS-9, to me, means incompatibility with all of my files that are in Extended Disk BASIC format. What would I need OS-9 for? Everything I ever use is in the normal format. Why are there only hard drive drivers for OS-9? It would be a great idea to use a hard drive in place of a floppy! Then I would have faster data I/O and lots more space.

I could put *CoCo Max II* and *VIP Writer*

on it, etc. I know this would be possible if I could get a software driver that would drive a hard drive from Disk BASIC just like a floppy but with the pluses of a hard drive. More people would use hard drives because they wouldn't have to learn another operating system and wouldn't have incompatibility with their existing programs. Does anyone know where I can get a hard drive driver for Extended Disk BASIC? If so, please write to me at 125 Kelmar Avenue, 19355.

Ted Matthews
Frazer, PA

You might check our advertisers
such as Owl-Ware.

INFORMATION PLEASE

Editor:

Does anyone have a device driver and a device descriptor for using the Radio Shack X-pad under OS-9, or a program to use and define the four special function keys on most CoCo replacement keyboards for use under OS-9, or an OS-9 sound program, or an OS-9 key click program? My address is P.O. Box 506, 83221.

Robert Parsons
Blackfoot, ID

Game Quest

Editor:

I am looking for a jet combat simulator for the TRS-80. There are two available for the Commodore 64 right now.

Also, I would like to know where I could get the game *P-51*. My address is 3447 Dempsey Road, 43081.

Kevin Burton
Westerville, OH

You can purchase the game from
Tom Mix Software.

In Search of Rainboard

Editor:

Can you please tell me in which issues of RAINBOW the "Rainboard BBS" appeared. I also want to thank all the people who make THE RAINBOW what it is.

Nick Barnes
Waterbury, CT

"Rainboard" by Lane Lester appeared on Page 44 of the November 1984 issue. Also see "Supreme SysOp and Magnificent Modem Master" on Page 20 of the November 1983 issue.

Speechless

Editor:

I have purchased the *Super Voice Cartridge* along with the *Translator* from Speech Systems. After reading instructions and running sample programs it works fine, but when I try it with other programs that ask if I have a speech cartridge and I say yes, it doesn't work. I have tried it with several Radio Shack programs and on *Gold Runner* from Tom Mix and it won't work with any

of these programs. I would like to know if there is a program or a way to get the *Super Voice Cartridge* to work with these programs. If anyone can help, please write me at P.O. Box 8522 LRS, 77711.

Thank you for Delphi, it is:

D elightful
E ntertaining
L ovable
P owerful
H elpful
I nspiring

Gene Darby
Lumberton, TX

The other programs you are using
are designed for the Radio Shack
Speech/Sound Cartridge.

CoCo Confusion

Editor:

I have a 64K CoCo. I received my May 1986 RAINBOW and looked through it. In the "Received & Certified" column I saw the Infocom games. I noticed it said the games were for the CoCo 2. I know that the CoCo 2's PDKE locations are different. Can I use it on my CoCo? If not, are they going to come out with one for the CoCo 1?

Ryan Smith
Placerville, CA

The Infocom routines require the DOS command to boot. They have, however, loaded on our older CoCos when we used the OS-9 boot routine to run them.

Take It All Off?

Editor:

Is it OK to turn off all the computer equipment at the power strip, or should I continue to turn off everything individually?

RAINBOWfest at Palo Alto was great. Not only were there great bargains at the booths, the seminars we attended were good — especially the Steve Bjork seminar. We also attended Dale Puckett's OS-9 seminar and bought his book. Keep up the good work, and please come back out our way soon.

Sonya J. Hurst
Richmond, CA

Although it is not recommended by Radio Shack, it has worked without detriment to the equipment.

Documentation Dilemma

Editor:

I recently purchased a Centronics Model 308 printer for \$50. I knew it was used when I got it and expected it would not be in good shape, but I was wrong. The problem is I have no documentation on it. If anyone has documentation please send me a copy of it or tell me where I could get it. My address is P.O. Box 56, 67103.

Brian Daily
Mayfield, KS

Packet BBS

Editor:

Have any radio amateurs found or constructed a packet bulletin board program or message recorder/transmittal program for the CoCo in conjunction with two-meter packet radio? I have experimented with the *Autoterm* program (building keystroke multipliers section), but the AEA PK=80 packet controller will not access these commands when a station calls my station. Any suggestions would be appreciated. My address is 19 New York Avenue, 08735.

Harry Warren W2SAD
Lavallette, NJ

BOUQUETS

Editor:

I was pleasantly surprised to receive a software update disk from one of your advertisers, Micro Works. I had purchased the DS69A Digitizer and C-See software, and had found it to be a good product. Apparently Micro Works found a bug, and without any complaint from me, sent a new version of their software. Your readers should know that they are concerned for their customers.

Terry A. Jackson
Lombard, IL

Editor:

I would like to publicly thank the people at Frank Hogg Laboratory for the courteous and prompt service I received. I recently ordered some merchandise and am very pleased. The person who took my order explained what each piece would need to work properly on my system and answered all my questions. Half of the order arrived in two days. One piece had to be back ordered and it came in just four days. All of this, plus fair prices, make FHL a company for the CoCo Community.

Jim Martin
Indianapolis, IN

Editor:

I enjoy getting THE RAINBOW and the main reason is because of your great range of advertisements and great departments, like "CoCo Gallery." It was in THE RAINBOW that I came across Dayton Associates; they have given me good, fast service and I haven't had a problem yet.

Mike Jovanovic
Chicago, IL

Editor:

I would like to thank Bob Rosen of Spectrum Projects for his assistance in getting my Mark Data Products Universal Video Driver to work. I contacted Bob Rosen and explained my problem. He immediately resolved it.

Bill Stephan
Massapequa, NY

KUDOS

Editor:

I feel highly honored to have a piece of

The Ultimate Color Computer

Enhancements
for Productivity
from HJL Products



To achieve maximum productivity with your Color Computer, you have to make it as easy as possible to get information into and out of the system.

This is why we developed the HJL family of high-performance enhancements for ALL MODELS of the Color Computer.

The Keyboard - \$79.95

The overwhelming favorite of serious Color Computer users worldwide, the HJL-57 keyboard has the smooth, consistent feel and reliability you need for maximum speed with minimum input errors. Includes 4 Function Keys and sample function key program. Installs in just a few minutes with no soldering.

The Numeric Keypad - \$89.95

The NumberJack is a self-contained, cable-connected keypad for heavy-duty number-crunchers. Besides the number keys, it has all the cursors, symbols and math keys, including auto-shifted (one-touch) ADD and MULTIPLY. Comes complete with 3-foot cable and all necessary connectors for quick and easy installation without soldering.

The Monitor Adapter - \$25.95

This universal driver works with all monochrome monitors, and is easily installed without clips, jumpers or soldering (except in some later CoCo 2s with soldered-in video chips). Here's crisp, clear, flicker-free monitor output with all the reliability you've come to expect from HJL Products.

The Monitor - \$89.95

The GoldStar high-resolution amber monitor brings you the monochrome display that's preferred by most computer professionals today. Once you've used it you'll never connect your computer to a TV set again. The 12-inch diagonal CRT has an etched non-glare faceplate. (Requires adapter sold below)

The BASIC Utility - \$25.95

Quick Basic Plus, a high-performance programming utility, can be used with any color computer that has four function keys. 26 pre-defined BASIC statements, 10 user-defined macros at a time (you can save as many sets of macros as you like), automatic line-numbering, word wrap, global search,

and instant screen dump to printer, make this software the BASIC programmer's dream come true. Comes with re-legendable 3-way reference chart. Specify disk or cassette.

The HJL Warranty

Every HJL product comes with a full, one-year warranty and the exclusive HJL 15-day unconditional guarantee (except software).

Pick a Pair & Save 15%

Now, for a limited time, we'll give you 15% off the price of any two or more products shown here. Just mention this ad when you order.

Call Now, Toll Free

1-800-828-6968

In New York 1-800-462-4891
International calls: 716-235-8358



PRODUCTS

Div. of Touchstone Technology Inc.

955 Buffalo Road • P.O. Box 24954
Rochester, New York 14624

Ordering Information: Specify model (Original, F-version, or CoCo 2 Model Number). Payment by C.O.D., check, MasterCard, or Visa. Credit card customers include complete card number and expiration date. Add \$2.00 for shipping, 3.50 to Canada; except monitors (call for shipping charges before ordering monitors). New York state residents add 7% sales tax. **Dealer Inquiries Invited**

my work published in "CoCo Gallery." I consider THE RAINBOW to be the finest computer magazine published today. Your interesting and intelligently edited magazine has had a lot to do with the success of our beloved CoCo.

*Merwyn Bly
Vienna, VA*

Missing Address

Editor:

A gentleman phoned me with a question about my *IRA Estimator* (April 1986, Page 70). I promised to send him a cassette to compare with his typed-in listing, but I lost his name and address. He is from either Maryland or Virginia. Please send me your address again. Your tape is ready.

*Bruce W. Ronald
Dayton, OH*

How about a 'Wishing Well'

Editor:

I would like to see in RAINBOW a section entitled "Programs I Wish Somebody Would Write." Readers could write in about a program of their particular interest that might be of interest to many others with the same need. I personally have use for more business and science software rather than games. It would be great if someone could write a program for CoCo on linear programming or a graphics break-even analysis program. I would purchase these kinds of programs, but nowhere are they written for the Color Computer.

*Ron F. Pfeiffer
Cuyahoga Falls, OH*

Where have you been? Fred B. Scerbo, a contributing editor, has been writing the "Wishing Well" column since March 1984. He is receptive to all readers' requests and ideas — you should drop him a line.

BULLETIN BOARD SYSTEMS

Editor:

The Pub BBS of Chandler has moved to Mesa and has a new telephone number: (602) 844-7840. The system is running 24 hours a day under OS-9 with PBBS 4.0 software using a 64K CoCo with multipack, 80-column card, hardware clock and three 80-track, double-sided drives. We support 300 and 1200 Baud. No password is required. There are six download subdirectories for text, OS-9, Model 100, CoCo and graphics. The Pub has been running for nearly two years. Please stop by and see us sometime.

*Steve Roberson
Mesa, AZ*

• I would like to announce the new L.A. Color Users Board BBS system. It is running the Colorama software at 300 Baud and has five download sections, magazine, gallery, message base and much more. We are up 24

hours a day. The number is (213) 773-3024. To be guaranteed full access after the first call, send a post card to 4740 E. Florence, #1, 90201.

*Bill Gordon
Bell, CA*

• I am pleased to announce that the Star Trek BBS is online 24 hours a day, seven days a week. This system runs on a CoCo 2 with two DSDD (disk) drives. The board has online games, downloading (XMODEM), chat with Capt. Kirk and more. Phone (203) 822-8176.

*Bruce Bouley
Norwick, CT*

• I have a 64K CoCo 2 with one disk drive, printer and 300 Baud modem. My number is (315) 549-2501 or if anyone knows of a BBS in my area please call or write. My address is 5418 Rt. 89, 14541.

*Drew Hammond
Romulus, NY*

• For the benefit of the CoCo Community, I have listed some local BBSs in the Yonkers and Bronxville area that support the Color Computer:

Westchester #1, 300-1200 Baud, 24 hours a day, seven days a week, TBBS system. Phone (914) 965-2355, Bill Grasp, SysOp.

Lexicon BBS (formerly WCHR BBS), 300-2400 Baud, 24 hours a day, seven days a week, TBBS system. Phone (914) 776-2424.

System 80, 300-1200 Baud, 24 hours a day, seven days a week. Phone (914) 793-5408, Steve Brundale, SysOp.

Capraselli, 300-1200 Baud, 24 hours a day, seven days a week, TBBS system. Phone (914) 699-8186.

M&M Public BBS, 300-1200 Baud, 24 hours a day, seven days a week, TBBS system. Phone (914) 738-6857.

TBBS of Yonkers (formerly the Undersea Kingdom of Golden Bridges), 300-1200 Baud, 24 hours a day, seven days a week, TBBS system. Phone (914) 964-8845, Mike Sebar, SysOp.

I hope this encourages more CoCo nuts to participate in the growing world of telecommunications!

*S.A. Borbas
Yonkers, NY*

• The Peninsula CoCo Board, which has been online since May 1984, now supports up/downloads, mail section, public messages, a D&D section, private messages and SIGs for Commodore, Atari, CoCo, Apple and MS-DOS machines. The BBS is oper-

ated on a 64K CoCo with 1.8 megs of online storage program in CoBBS and supports 300 or 1200 Baud. Parameters are 8, 1 & N only. Phonè (804) 868-0922. Passwords are usually approved within 24 hours. Security is strict and only public domain programs are allowed. Runs 24 hours daily, seven days a week, except when SysOp is playing.

*Bill Satterwhite
Tabb, VA*

• I would like to announce the formation of CoCo Beach. It runs on a Colorama BBS system with multilevel access, online games and more. Call (206) 432-2512. Jeff Gill, SysOp.

*Brian Wright
Seattle, WA*

LATE NIGHT RATES ON DELPHI

If all goes as planned, by the time you read this, Delphi will have instituted summer Late Night Rates!

The way it works is that, during the late night/early morning hours, users will receive one free minute for every 10 minutes used, amounting to a 10% discount.

The Late Night Rates are to be in effect during July and August and apply to connect time between 2 a.m. system time (Eastern Daylight Time) and 7 a.m. local node time (the time at your end). For Eastern U.S. users this is a five-hour period, but for those on Pacific Time, this is an eight-hour period since Late Night Rates apply from 2 a.m. system time to 7 a.m. local time.

An added bonus to Late Night Rates is that many of THE RAINBOW authors and editors choose to be on our CoCo SIG during this period anyway!

THE RAINBOW welcomes letters to the editors. Mail should be addressed to: Letters to Rainbow, The Falsoft Building, P.O. Box 385, Prospect, KY 40059. Letters should include the writer's full name and address. Letters may be edited for purposes of clarity or space.

Letters to the editors may also be sent to us through the MAIL section of our Delphi CoCo SIG. From the CoCo SIG> prompt, pick MAIL, then type SEND and address to: EDITORS. Be sure to include your complete name and address.

ARTS AND LETTERS



FROM THE HURST ZOO TO YOU.....

*Sonya and Ken Hurst
Richmond, CA*



A Down Home Invitation

Our Anniversary Issue is history now and we've already received more notes, letters and cards about it than anything we've done in a long time. As things work through the editorial department, we'll print a representative number of your comments in our letters column.

Just about everyone had nice things to say, and all I can say is "thank you!" We're glad you consider THE RAINBOW to be "your" magazine just as you consider the CoCo to be "your" computer. It makes it a whole lot more fun to be a part of the CoCo Community when you know everyone is so positive about it.

Maybe the special section on the people who do THE RAINBOW whetted a few appetites, or maybe it is just because summer is coming and it's time to "hit the road" for vacation. Whatever the reason, we're getting a whole lot of requests for tours of the Falsoft Building for this summer.

If you've already written to us about that, you know who to contact. But if you happen to be near Prospect and would like to stop by, you can arrange for a tour by writing or calling Ira Barsky, who is in charge of our development program. Call or write Ira at our regular address and, if at all possible, we'll be happy to have you. I'm sorry, but we can only do this Monday through Friday during regular office hours (9 a.m. - 5 p.m.).

* * *

Speaking of Ira, our newest employee, reminds me to talk about RAINBOWfest, which is also under his aegis.

The Chicago show this year was a resounding success, but proved to me that I should let well enough alone.

One of the biggest complaints we've always heard about RAINBOWfest is that the aisles are too small and there is not enough room to walk around easily. In Chicago this year we took some extra space to make the aisles wider. And what happened? The main response I got was that "the show seems smaller than last year."

Actually, the Chicago RAINBOWfest had a slight increase in attendance from last year (and were there some bargains to be had!), but it *did* seem smaller because there was so much extra room.

Don't expect that to happen again. After telling several hundred people that the show was running the same, attendance-wise, I decided that we'll forgo the bigger aisles from now on.

the California show, right now, is in doubt.

The California show has always been our smallest — at least 2,000 less than the other two — and has always been

use of their facilities than anywhere else in the country.

We have not made a final decision yet and hate not to go to the West Coast, but we believe we might be forced into dropping this one show because of a combination of cost and attendance.

We are trying to find a way to cut costs and boost attendance in California but we are not sure if those efforts will be successful. If not, be certain that the shows in Princeton and Chicago will be held as planned.

My August column is traditionally a pretty short one — I usually get "written out" for the July anniversary issue. But I did want to keep you up to date on what's going on here and will close by saying I hope we'll see you in Prospect this summer!

— Lonnie Falk

"We're glad you consider THE RAINBOW to be 'your' magazine just as you consider the CoCo to be 'your' computer. It makes it a whole lot more fun to be a part of the CoCo Community when you know everyone is so positive about it."

And, we anticipate there will be another major change for RAINBOW-fest next year — two shows rather than three. We will be in Princeton, New Jersey, and Chicago, but the future of

the most expensive to produce. Part of that is because of the great distance we have to travel, but the other aspect is that hotels in the California area (northern and southern) charge far more for

AVAILABLE NOW DRAGON USER



To make the most of your new Dragon microcomputer from Dragon-Tano, you need *Dragon User* — the international, independent magazine for Dragon owners.

Each issue of *Dragon User* contains:

- reviews of the latest software
- programming advice for beginners
- hardware projects
- program listings covering games and utilities
- reviews of Dragon peripherals and add-ons
- technical advisory service
- programming articles for users

The Dragon microcomputer was launched in the UK last year. Since then we have developed a knowledge and mastery of the machine's abilities. You can benefit from our experience by subscribing to *Dragon User*, which is expanding its coverage to include all US developments.

To make sure that you receive a copy of *Dragon User* regularly, subscribe direct to us. This costs only \$29.95 for 12 issues airspeeded to you — or take advantage of our special offer to long-term subscribers. Individual copies of the magazine can be obtained from your Dragon dealer.

Subscription order form. Receive a free book and save money by taking out a long-term subscription — a two-year subscription saves 10%, a three-year subscription saves 20%. In addition, long-term subscribers will receive a free copy of either *The Working Dragon* or *Dragon Games Master*. Please send a check, made payable to *Dragon User*, with this form. Start my subscription from the following issue

Name

Address

Signed..... Date.....

Subscription rates US and Canada airspeeded US\$29.95 for 12 issues/1 year
 US\$53.90 for 24 issues US\$71.90 for 36 issues Send this form to
Dragon User, % Business Press International, 205 E. 42nd St., New York, NY 10017.

NEW

OWL-WARE WINCHESTER BASIC

**ANNOUNCING... the Development of a Major Breakthrough in
HARD DRIVE SYSTEMS for the COLOR COMPUTER!!!**

Several months ago OWL-WARE introduced the Finest OS9 Hard Drive System for the Color Computer. Now we are about to introduce the only RSDOS Interface System worthy of our computer, OWL-WARE Winchester Basic. For the first time you have available a true Winchester System, although there are 10 directories made available to BASIC, the only limit to size of any file is the size of your drive. On a 10 meg drive you could have a 8 meg file on directory 5 and a 1 meg file on directory 8 and small files everywhere. You turn the computer on and you can immediately access your drive from BASIC or any language using commands you already know. You do not have to know or use OS9 to use OWL-WARE WINCHESTER BASIC, but if you do, all files saved from RSDOS are available to OS9. All files generated from OS9 can be made available to RSDOS by copying to the WINCHESTER BASIC directories. There are no partitions to wall you into, only one operating system, but nothing forces you to use an operating system you don't like.

Call for further details and availability on this breakthrough product!!!

Prices WITH
DRIVE
BELOW

ONLY... **\$50.** WITHOUT
DRIVE **\$75.**

OS-9 HARD DRIVE SYSTEMS

Disk Access is at Least... *8 Times Faster than Floppy Drives.*

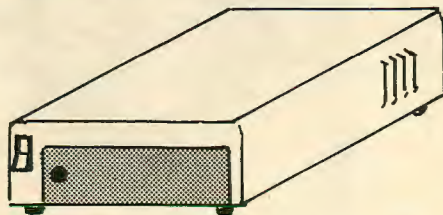
Control up to 2 Drives. EACH with Continuous Massive Memory!!! Complete OS-9 Hard Drive System Includes... Software, Hard Drive, Controller and L.R. Tech Interface.

FLASH: OS-9 and RSDOS... "This may prove to be the perfect mating of both systems." RAINBOW (MAY 86)

\$525. 5MEG \$659. 10MEG

\$799. 20MEG

OWL-WARE is pleased to announce an exclusive arrangement to Distribute the L.R. TECH Hard Drive Interface and Software. DEALERS INQUIRES INVITED



Interface & Software Only \$99.

NOTE: Interface is not Interrupt Driven Like Our Competition. Therefore, the System Clock does not Lose Time During Hard Drive Access.

INSTALL IN ANY SLOT OF MULTI-PAK OR USE Y CABLE.

CREATE BEAUTIFUL PICTURES WITH

MASTER ARTIST vers. 2.0

- * Convenient, on-screen menu
- * Accepts input from X-PAD, TOUCH-PAD, MOUSE or JOYSTICK
- * Magnification Mode
- * Draw with custom paintbrushes
- * Easy free-hand sketching
- * "Paint" command
- * 10 colors at a time
- * Pictures are ready for use in BASIC programs
- * Lettering in any size
- * Screen dump to Color Ink-Jet or other Tandy printers

64K DISK \$29.95



VIEW 3-DIMENSIONAL OBJECTS FROM ANY ANGLE WITH



- * Convenient, on-screen menu
- * Supports input from X-PAD, TOUCH-PAD, MOUSE or JOYSTICK
- * Built-in screen dump to Tandy printers
- * Calculates dimensions for you from just a rough sketch
- * Plots or calculates lines and arcs
- * On-screen sketching mode

64K DISK \$29.95

OWL-WARE'S TOLL FREE ORDER LINE (800) 245-6228



DISK DRIVES

TECHNICAL ADVICE
(215) 682-6855

All Prices Include
Case and Power
Supply

SHhhh... Ask about the WISPER DRIVE!!!


DRIVE 0 \$179. to \$239.

...Call for SPECIAL PRICES on Drive 0,1,2,3 Combos.

DRIVE 1 \$99. to \$145.

Single
Double
Quad

NOW AVAILABLE !!!
SUPER-TROLL



OWL-WARE'S version of the Distro (CRC) Controller by Tony DiStefano. This has sockets for 4 ROM Chips. ...only \$15.00 additional with a Drive 0 System.

ADD ON OPTIONS:

- CDOS \$6.
- Parallel Printer Port \$25.
- Real Time Clock \$10.
- 80 Column Card \$49.

Just Controller \$99. with CDOS to \$195. with ALL options

All drives are new and fully assembled. We ship **FULLY TESTED and CERTIFIED DRIVES at NO ADDED CHARGE!**


CHINON and Other Brands known as the highest quality made.

STATE-OF-THE-ART
TECHNOLOGY

We have RSDOS, JDOS, OWL DOS, ADOS available on ROM. Call about Double Sided or Special Needs.

TOLL FREE
ORDER LINE
(800) 245-6228

Call for
LATEST
PRICES!!!



M.C. & VISA Accepted

OWL-WARE

P.O. Box 116-D
Mertztown, PA.
19539

PA Res include 6% Tax
PA (215) 682-6855

See
Special
Bundled
Software
with
Disk Drive
Purchase!

WARRANTIES
90 day - 1 YEAR

OWL TIP:

We stock Single Sided Drives, but at the Current Prices why not BUY Double Sided???

**OWL-WARE SOFTWARE BUNDLE: DISK TUTORIAL
2 UTILITIES
2 GAMES**

DISK TUTOR

LEARN EVERYTHING ABOUT DISK BASIC FROM THIS MACHINE LANGUAGE PROGRAM. THE TUTOR TAKES YOU STEP BY STEP THROUGH THE LESSONS AND CORRECTS YOUR MISTAKES A MULTI-LESSON TUTORIAL THAT WILL GIVE YOU QUICK, PAINLESS KNOWLEDGE OF DISK BASIC (THIS PROFESSIONALLY WRITTEN TUTOR IS EASILY WORTH THE BUNDLE'S TOTAL PRICE).

OWL DOS

AN OPERATING SYSTEM THAT GIVES 25% FASTER DISK ACCESS AND ALLOWS USE OF DOUBLE SIDED DRIVES . CORRECTS FLOATING POINT NUMBER ERROR.

COPY-IT

QUICKLY COPIES SELECTED PROGRAMS FROM DISK. USE WILD CARD OPTION SEARCH TO SELECT GROUPS OF PROGRAMS FOR COPY (NOT FOR PROTECTED PROGRAMS)

2 GAMES

2 GAMES FROM OUR STOCK. BOTH HAVE SOLD FOR OVER \$17. EACH.

IF SOLD SEPARATELY OVER \$125.00 WORTH OF SOFTWARE!!!

only \$24.95!!!
(or even better)

\$4.95 with

DISK DRIVE PURCHASE!!!

That plastic look . . .

A doctor in the house . . .

And, assorted CoCo commentary

A grab bag of sorts. Yes, the cover of last month's anniversary issue "feels funny," or, as one reader says, "appears to be waterproof." Well, it was laminated; that is, a "photopolymer," a thin plastic coating that dries upon exposure to ultraviolet light, was added to give it a spiffier look. We figured, with our mugs on the cover, we could use all the help we could get.

Perhaps "water resistant" would be more appropriate than "waterproof," to borrow terms more associated with watches and raincoats than magazines. Laminating a cover is much like waxing your car: it brings out the color to make it look prettier and it helps protect the surface, too. For instance, if you use a Magic Marker to draw mustaches on our caricatures, you can wipe them right off again. At any rate, the lamination process was an extra feature of our anniversary issue and, because it is quite expensive, it'll likely be a while before we do it again. We hope you liked it.

Something brand new this month is "CoCo Consultations," a technical Q&A column by Martin H. Goodman, M.D. Marty is a hard-core hacker if ever there was one and, I believe, his knowledge of the CoCo and its associated hardware and software is unexcelled. Our challenge here at THE RAINBOW will be to keep Marty's voluminous replies in "CoCo Consultations" from spilling over into the next dozen pages.

An added extra for RAINBOW readers is that Marty can be reached almost every evening on our CoCo SIG on Delphi. Thus, you can receive quick replies to your questions, even though, due to our "lead time," it may be months before your question is published in his (or Dan Downard's) column.

I was recently treated to several hundred words of "clarification" from Marty in response to a few dozen words in a letter to the editor in July's issue. It appears one of our readers was somewhat overzealous in his comparison of the CoCo, the Amiga, the Macintosh and the Atari 520ST.

No, the CoCo's Motorola MC6809E, most certainly, *is not* a 16-bit CPU, as was claimed, but rather an eight-bit device, albeit with 16-bit internal registers. Secondly, while 512K add-ons are available for the CoCo, only 64K is directly addressable. There were some other inaccuracies, too, but, for Marty's full response, you'll need to check our CoCo SIG database.

Professor Art Flexser was one of the first to chide us for not contesting the letter when we ran it, an editorial oversight. We've also received letters from several others, including George Henry of Glendale Heights, Illinois; Lake Smith of Mt. Juliet, Tennessee; Troy Rothwell of Battle Creek, Michigan; and Alan Blount of Grand Junction, Colorado. The sum and crux of everyone's remarks is that, yes, the CoCo is a wonderful machine, but let's keep the facts straight.

Toward that end, we asked Bill Barden to do a piece on "How Does the CoCo Stack Up?" Bill is a recognized authority on personal computers and his commentary begins on Page 90. Perhaps this will make up for letting that July letter slip through.

And, what else is new? Well, RAINBOW's technical editor, Dan Downard, is about ready for us to introduce the long-awaited RAINBOW ON DISK service, which will include OS-9 programs, too. Stay tuned.

Lastly, we'll soon be mailing THE RAINBOW in Kraft paper — the infamous plain brown wrapper — in order to provide extra protection during mailing. So, if you've been putting off subscribing because you don't like the label being stuck on the cover, now's your chance to join the ranks of those who save money, and time, by signing up for home delivery. For this month, that's "a wrap" for me, too.

— Jim Reed

500 POKES, PEEKs, 'N EXECs

FOR THE TRS-80 COCO



NEVER BEFORE has this information of vital significance to a programmer been so readily available to everyone. This book will help you 'GET UNDERNEATH THE COVER' of the Color Computer and develop your own HI-QUALITY Basic and ML programs. SO WHY WAIT?? This 80-page book includes POKES, PEEKs and EXECs to:

- ★ Autostart your basic programs
 - ★ Disable Color Basic/ECB/Disk Basic commands like LIST, LLIST, POKE, EXEC, CSAVE(M), DEL, EDIT, TRON, TROFF, PCLEAR, DLOAD, RENUM, PRINT USING, DIR, KILL, SAVE, LOAD, MERGE, RENAME, DSKINI, BACKUP, DSKI\$, and DSKO\$.
 - ★ Disable BREAK KEY, CLEAR KEY and RESET BUTTON.
 - ★ Generate a Repeat-key.
 - ★ Transfer ROMPAKS to tape (For 64K only).
 - ★ Speed Up your programs.
 - ★ Reset, MOTOR ON/OFF from keyboard.
 - ★ Recover Basic programs lost by NEW.
 - ★ Set 23 different GRAPHIC/SEMIGRAPHIC modes
 - ★ Merge two Basic programs.
 - ★ AND MUCH MUCH MORE!!!
- COMMANDS COMPATIBLE WITH 16K/32K/64K/COLOR BASIC/ECB/DISK BASIC SYSTEMS and CoCo I and CoCo II.

ONLY \$16.95

ORDER TODAY! VISA, MC, Am Ex, Check or MO. COD add \$2.50. Please add \$3.00 S & H (USA & Canada, foreign add \$5.00). NYS residents pl. add sales tax. All orders shipped WITHIN 24 HOURS!!!

MICROCOM SOFTWARE

P.O. Box 214 Fairport, N.Y. 14450
Phone (716) 223-1477

UTILITIES/BOOKS



UTILITY ROUTINES for the TANDY & TRS-80 COCO (Vol 1)

This powerful book for Basic and ML Programmers, includes program explanation, memory requirements and an annotated source listing for the utility routines given below. These routines if bought individually will cost you HUNDREDS OF DOLLARS.

These are 100% Position Independent ML Utilities and require no ML programming knowledge.

COMMAND KEYS: Access commands with 2 keystrokes.

CURSOR STYLES: Over 65000 cursor styles.

ERROR SKIP: 'ONERR GOTO' for Basic Programs.

FULL LENGTH ERRORS: Get real word error messages.

KEY CLICKER: Ensure key input accuracy.

REPEAT KEY: Repeat ANY key.

REVERSE VIDEO (Green & Red): Eliminate eye-strain.

SPOOLER: Don't wait for those long printouts.

SUPER SCROLLER: Save/view scrolled lines.

TAPE-TO-DISK: Copy Basic and ML programs. AND MUCH MUCH MORE!!!

For 16K/32K/64K Cassette or Disk Systems, CoCo I & CoCo II.

BOOK \$19.95

THESE ROUTINES (READY-TO-RUN) ON CAS/DISK:

\$24.95

BOTH BOOK AND CASSETTE or DISK:

\$36.95

OTHER "MUST" BOOKS

UNRAVELLED SERIES: These 3 books provide a complete annotated listing of the BASIC/ECB and DISK ROMs.

COLOR BASIC UNRAVELLED: \$19.95

EXTENDED BASIC UNRAVELLED: \$19.95

DISK BASIC UNRAVELLED: \$19.95

ALL 3 UNRAVELLED BOOKS: \$49.95

RAINBOW GUIDE TO OS-9 (Book): \$18.95

RAINBOW GUIDE TO OS-9 (2 Disks): \$29.00

BASIC PROGRAMMING TRICKS: Tips and tricks for Basic Programmers. Only \$14.95

WE HAVE ALL THAT YOU NEED TO SUCCEED

SUPER TAPE/DISK TRANSFER

- Disk-to-Disk Copy (1 - 3 passes)
- Tape-to-Disk Copy
- Tape-to-Disk Automatic Relocate
- Disk-to-Tape Copy
- Tape-to-Tape Copy

Copies Basic/ML programs and DATA files.
32K Disk System
(Disk to Disk Copy requires 64K)

DISK ONLY **\$24.95**

BEST OF COCO TIME '85

(UTILITIES)

18 best selected utilities from COCO-TIME 1985 like:

- In Memory Disk Drive for 64K Cassette Users
- CoCo Disk Zap
- Basic Program Packer
- Tape Encryption (Basic)
- Disk Encryption (Basic)
- Graphics Screen Dump for DMP Printers
- Basic Search
- EZ Disk Master
- Function Keys
- Graphics Zoom
- Tape Index System
- 40K Basic (for 64K Cassette Users)
- Alpha Directory ● Banner Creator
- LIST/DIR Pause ● Disk Mailing List
- Super INPUT/LINE INPUT
- Tape-to-Tape Copy

Disk or Cassette Only For **\$26.95**

UTILITY BONANZA I

Includes 20 best-selected utilities:

- 40K Disk Basic ● Disk Cataloger
 - Super Tape-to-Disk Copy (with Automatic Relocate)
 - Disk-to-Tape Copy
 - LList Enhancer (with page numbering!)
 - Graphics Typesetter (two text sizes!)
 - LARGE DMP Graphics Dump
 - X-Ref for Basic Programs
 - Hidden 32K (Use the "hidden" 32K from your 64K CoCo)
 - Basic Stepper (Super Debugger!)
 - RAM Disk (for Cassette & Disk Users)
 - Single Key Printer Text Screen Dump
- AND MUCH, MUCH MORE!!!

DISK (64K Req.) ONLY **\$29.95**

OTHER SOFTWARE . . .

Telewriter-64 (Cas)	\$47.95	(Dsk)	57.95
Telepatch (Dsk)			19.95
CoCo Max (Cas)			67.95
CoCo Max II (Dsk)			77.95
CoCo Max Upgrade (Dsk)			18.95
Pro Color File (Dsk)			54.95
(includes SIMON)			
Dynacalc (Dsk)			79.95
Autoterm (Cas)			36.95
(Latest Version) (Dsk)			46.95

COCO UTIL II (Latest Version): Transfer CoCo Disk files to IBM compatible computer. Transfer MS-DOS files to CoCo. ONLY **\$36.95**

DISK ANTI-PIRATE: Best copy-protection program for disk Basic and ML programs. ONLY **\$59.95.**

HIDE-A-BASIC 1.1: Best copy-protection program for Cassette Basic programs. ONLY **\$24.95.**

(Both Disk Anti-Pirate & Hide-A-Basic 1.1 for ONLY **\$79.95**)

CABLES/HARDWARE

UNIVERSAL VIDEO DRIVER: Use your monochrome or color monitor with your CoCo (ALL CoCos). Includes audio connection. Easy installation - no soldering. ONLY **\$29.95**

INTRONICS EPROM PROGRAMMER: Best EPROM Programmer for the CoCo. Lowest Price Anywhere - **\$137.95.**

RS232 Y CABLE: Hook 2 devices to the serial port. ONLY **\$18.95.**

MICROCOM 2 POSITION SWITCHER: Select any one of two RS232 devices (printers/modems) from the serial port. ONLY **\$29.95.**

MICROCOM 3 POSITION SWITCHER: Select any one of three RS232 devices (printers/modems) from the serial port. ONLY **\$34.95.**

Y CABLE: Use your Rompak with your Disk System. ONLY **\$24.95.**

DISKETTES (10): BONUS Brand SS/DD diskettes for the CoCo. 100% Guaranteed. **\$12/box.**


MICROCOM SOFTWARE
P.O. Box 214
Fairport, N.Y. 14450
Phone (716) 223-1477

Our software/books are available at all leading dealers in USA, Canada and Australia. To Order: Order by phone & get a \$2 refund for your phone call VISA, MC, AmEx, Check, MO. Please add \$3.00 shipping and handling (USA & CANADA, other countries \$5.00). COD add \$2.50 extra. NYS residents please add Sales Tax. Immediate shipment. Dealer inquiries invited.



24-HOUR ORDER HOT LINE (7 DAYS A WEEK): (716) 223-1477

Mining on the Planet Dune becomes a dangerous job when faced with . . .



The Menace of the SandWorm

By Peter Meyers




I had just seen the movie *Dune* for the third time and had retired to my CoCo to think of some great new program to work on. I eventually gave up that ridiculous notion and began playing a game of *Colorpede*. As I played, I thought about all the people with 4K CoCos who are missing out on the fun. So with the ideas of *Dune* still fresh in my head, I began work on my program, *SandWorm*.

SandWorm is a Low-Res Centipede-type game in which you are an underground mining vehicle that must burrow through the sand, destroy boulders, and (most importantly) avoid the treacherous Sandworm.

After the title page appears, just press ENTER and the game screen is produced. Use the right joystick to control the red mining vehicle at the bottom of the screen. As you move, you burrow a path through the sand, but you must move around boulders or destroy them to clear the way for more burrowing. The firebutton triggers the Ultrasonic Devastator, a sheet of sound that breaks rocks (for three points) and petrifies any portion of the Sandworm (for 10 points) turning it to solid stone. Your score appears in the upper left-hand corner, and the computer keeps track of both the present and high scores.

The Sandworm also must maneuver around the rocks, and when it hits one, it changes direction, eventually moving downward to

Peter James Meyers is a 15-year-old sophomore at Thomas Jefferson High School in Rockford, Illinois. He enjoys experimenting with graphics and has owned his CoCo for six years and a CoCo 2 for the past two.



VCR

THE HOME VIDEO MONTHLY

A funny thing has happened in the home video market. As it gets easier and easier to watch what you want, it gets harder and harder to decide what that might be.

Dozens of new tapes are released into the stores every week, along with hundreds of hours of programming on the network and cable channels. It has reached a point where even the most devoted videophile can use a little help sorting through it all.

Now that help is available.

Inside **VCR** you will find clear, easy-to-read reviews of all the best new releases. You'll find out about little-known videos — what they're about and where to get them. And in the feature articles, you'll find some very entertaining reading about the entertainment business.

Now that you've discovered **VCR**, you won't want to risk missing a single issue. You can save yourself the trouble of walking to the newsstand each month, and save yourself some money at the same time.

Just fill out the attached card and drop it in the mail. Or even easier, call (502) 228-4492 and ask for Sandy. She'll see to it that **VCR** is delivered right to your door each and every month of the year.

Yes, enter my subscription for the next 12 issues of VCR.

At only \$15, that's 36 percent off the regular newsstand price.

Name _____

Address _____

City _____ State _____ ZIP _____

My check in the amount of _____ is enclosed.

(In order to hold down costs, we do not bill.)

Charge to: VISA MasterCard American Express

Acct. Number _____ Exp. Date _____

Signature _____

*Subscriptions to **VCR** are \$15 a year in the United States. Canadian rate is U.S. \$22. Air mail rate elsewhere is U.S. \$60. All subscriptions begin with the current issue. Please allow 6 to 8 weeks for first copy. Kentucky residents add 5% sales tax. U.S. currency only, please. In order to hold down non-editorial costs, we do not bill.

To order by phone (credit card orders only) call 800-847-0309, 8 a.m. to 5 p.m. EST.

For other inquiries call 502-228-4492.

Mail to: VCR, The Falsoft Building, P.O. Box 385, Prospect, KY 40059

destroy your miner. If any part of the worm collides with you, you are instantly smashed to pieces. The worm also possesses a natural burrowing beam that breaks up rocks as well as destroys you. When you are destroyed, the worm restarts at the upper left-hand corner of the screen, a few more rocks are added to the screen and you con-

tinue until all three of your miners are destroyed.

When the game ends, the high score is displayed and you are asked if you want to play again. As long as you do not end the program, the high score remains updated throughout the games.

The best thing about *SandWorm* is it only uses 2.083K of memory and will

run on the smallest of CoCos. I have not included the famous speedup POKE because my system will not accept it, but those who want to should add it to give more excitement to the game. The game itself is pretty self-explanatory and you should have no trouble mining the rich soil of the desert planet with a little practice (and a lot of luck). □

The listing: SANDWORM

```

10 CLEAR10:CLS0:PRINT@107," SAND
WORM ";:PRINT@164," BY: PETER ME
YERS, 1985 ";:PRINT@230," FOR TH
E TRS-80 COCO ";:PRINT@420," PRE
SS <ANY KEY> TO PLAY ";
20 A$=INKEY$:IFA$=""THEN20
30 LC=7:LV=3:B=0:S=0
40 CLS3:FORX=1TO60:PRINT@RND(447
),"o";:NEXT:FORX=6TO13:CP(X-5)=X
:DM(X-5)=1:NEXTX
50 PRINT@1,STR$(S)+" ";:H=JOYSTK
(0):V=JOYSTK(1)
60 A=A+1:IFA=1THENSC=464
70 PRINT@SC,CHR$(128);
80 IFH>45THENSC=SC+1 ELSEIFH<15T
HENSC=SC-1
90 IFV>45THENSC=SC+32 ELSEIFV<15
THENSC=SC-32
100 IFSC>511THENSC=SC-32 ELSEIFSC
C<354 THENSC=SC+32
110 IFSC>510THENSC=SC-1 ELSEIFSC
<352THENSC=SC+1
120 IF PEEK(SC+1024)=15 THENMU=1
130 IFMU=1ANDH>45THENSC=SC-1 ELS
EIFMU=1ANDH<15THENSC=SC+1
140 IFMU=1ANDV>45THENSC=SC-32 EL
SEIFMU=1ANDV<15THENSC=SC+32
150 MU=0
160 PRINT@SC,CHR$(183);
170 P=PEEK(65280):IFP=126ORP=254
THENGOSUB330
180 B=B+1:IFB>1THENNEXTX
190 FORX=LC TO1 STEP-1
200 PRINT@CP(X),CHR$(128);
210 CP(X)=CP(X)+DM(X)
220 IF(CP(X)+1)/32=INT((CP(X)+1)
/32) THENCP(X)=CP(X)+32:DM(X)=-1
230 IFCP(X)/32=INT(CP(X)/32) THE
NCP(X)=CP(X)+32:DM(X)=1
240 IFPEEK(CP(X)+1024)=15 THENCM
=1
250 IFCM=1 ANDDM(X)=1 OR CM=1 AN
DDM(X)=-1 THENDM(X)=32:CP(X)=CP(
X)+31:CM=0
260 IFCM=1 ANDDM(X)=32 THEN DM(X
)=1:CP(X)=CP(X)-31
270 IF CP(X)>448 THENTB=TB+1:IFT

```

```

B=1 THENDM(X)=-1
280 IFCP(X)>510 THENCP(X)=CP(X)-
64:DM(X)=-1
290 IF PEEK(CP(X)+1024)=183 THEN
GOSUB450
300 PRINT@CP(X),CHR$(153);:CM=0
310 CL=RND(3):IFCL=1THEN390
320 GOTO50
330 SOUND255,1:FORLP=SC-32 TO1ST
EP-32
340 IFPEEK(LP+1024)=15 THENS=S+3
:PRINT@LP,CHR$(175);:SOUND100,1:
RETURN
350 IFPEEK(LP+1024)=153 THENS=S+
10:PRINT@CP(LC),"o";:LC=LC-1:IFL
C=0THENFORX=6TO13:CP(X-5)=X:DM(X
-5)=1:NEXTX:LC=7:X=7:TB=0:SOUND1
,2:SOUND8,1:RETURN:ELSESOUND1,2:
SOUND8,1:RETURN
360 PRINT@LP,CHR$(207);:PRINT@LP
,CHR$(128);:PRINT@LP,CHR$(175);
370 NEXTLP
380 RETURN
390 IFCP(LC)>478 THEN50ELSEFORPL
=CP(LC)+32TO510STEP32
400 IFPEEK(PL+1024)=15 THENSOUND
200,1:GOTO430
410 IFPEEK(PL+1024)=183 THENDS=1
:GOTO440
420 PRINT@PL,CHR$(170);:NEXTPL:S
OUND200,1
430 IFPL>510 THENPL=510
440 FOREL=CP(LC)+32TOPL STEP32:P
RINT@EL,CHR$(175);:NEXTEL:IFDS=1
THENDS=0:GOSUB450:GOTO50 ELSEGO
TO50
450 LV=LV-1:IFLV=0THEN460ELSEFOR
Y=6TO13:PRINT@CP(Y-5),CHR$(175);
:CP(Y-5)=Y:DM(Y-5)=1:NEXTY:TB=0:
SOUND20,7:SOUND1,9:FORMM=1TO20:P
RINT@RND(479),"o";:NEXTMM:RETURN
460 IFS>HS THENHS=S
470 PRINT@1,STR$(S)+" ";:PRINT@7
1," HIGH SCORE:"HS" ";:PRINT@234
," GAME OVER ";:PRINT@421," ANOT
HER GAME ? (Y/N) ";
480 A$=INKEY$:IFA$=""THEN480 ELS
EIFA$="Y"THENGOTO30 ELSEEND

```



CoCo MaxTM II



You'll use it all the time and love using it.

What is CoCo Max?

Simply the most incredible graphic and text creation "system" you have ever seen. A Hi-Res Input Pack (more on the pack later) is combined with high speed machine language software. The result will dazzle you.



CoCo Max disk system, with Y-cable.

Is CoCo Max for you?

Anyone who has ever held a pencil or a crayon for fun, school or business will love it. A 4 year-old will have fun doodling, a 15 year-old will do class projects and adults will play with it for hours before starting useful applications (illustrations, cards, artwork, business graphics, flyers, charts, memos, etc.) This is one of the rare packages that will be enjoyed by the whole family.

What made CoCo Max an instant success?

First there's nothing to learn, no syntax to worry about. Even a child who can't read will enjoy CoCo Max. Its power can be unleashed by simply **pointing** and **clicking** with your mouse or joystick. With **icons** and **pull down menus**, you control CoCo Max intuitively; it works the same way you think.

Don't be misled by this apparent simplicity. CoCo Max has more power than you thought possible. Its blinding speed will astound you.

It lets you work on an area 3.5 times the size of the window on the screen. It's so friendly that you will easily recover from mistakes: The **undo** feature lets you revert to your image prior to the mistake. As usual, it only takes a single click.

Later, we will tell you about the "typesetting" capabilities of CoCo Max II, but first let's glance at a few of its graphic creation tools:

With the **pencil** you can draw free hand lines, then use the **eraser** to make corrections or changes. For straight lines, the convenient **rubber-banding** lets you preview your lines before they are fixed on your picture. It's fun and accurate. Lines can be of any width and made of any color or texture.

The **paint brush**, with its 32 selectable brush shapes, will adapt to any job, and make complicated graphics or calligraphy simple. For special effects, the **spray can** is really fun: 86 standard colors and textures, all available at a click. It's like the real thing except the paint doesn't drip.

CoCo Max will instantly create many shapes: circles, squares, rectangles (with or without rounded corners), ellipses, etc. Shapes can be filled with any pattern. You can also add hundreds of custom patterns to the 86 which are included.

The **Glyphics** are 58 small drawings (symbols, faces, etc.) that can be used as rubber stamps. They're really great for enhancing your work without effort.



Pull down menus



Zoom in!

Control Over Your Work

CoCo Max's advanced "tools" let you take any part of the screen, (text or picture) and perform many feats:


- You can move it around
- Copy it
- Shrink or enlarge it in both directions
- Save it on the electronic **Clipboard**
- Flip it vertically or horizontally
- Rotate it
- Invert it
- Clear it, etc. etc.

All this is done instantly, and you can always **undo** it if you don't like the results.

For detail work, the **fat bits** (zoom) feature is great, giving you easy control over each pixel.

To top it all, CoCo Max II works in color. Imagine the pictures in this ad in color. If you own a Radio Shack CGP-220 or CGP-115, you can even print your work in full color!

There is so much more to say, such as the capability to use CoCo Max images with your BASIC programs, the possibility to use CoCo Max's magic on any standard binary image file. There are also many advanced features such as the incredible **lasso**.



Inside the Hi-Res Input Pack

Why a Hi-Res Input Pack?

Did you know that the CoCo joystick input port can only access 4096 positions (64x64)? That's less than 10% of the Hi-Res screen, which has 49152 points! (256x192). You lose 90% of the potential. The Hi-Res Input Pack distinguishes each of the 49152 distinct joystick or mouse positions. That's the key to CoCo Max's power. The pack plugs into the rom slot (like a rom cartridge). Inside the pack is a high speed multichannel analog to digital converter. Your existing joystick or mouse simply plugs into the back of the Hi-Res Pack.

Electronic Typesetting...

You'll be impressed with CoCo Max's capability. Text can be added and moved around anywhere on the picture. (You can also rotate, invert and flip it...) At a click, you can choose from 14 built in **fonts** each with 16 variations. That's over 200 typestyles!



Examples of printouts

Printing Your Creations

There are a dozen ways to print your work. All are available with a click of your joystick (or mouse) without exiting CoCo Max. Your CoCo Max disk includes drivers for over 30 printers!

CoCo Max II™

The whole family will enjoy CoCo Max. Here are a few examples of the possibilities.

All these pictures are unretouched screen photos or printouts (on an Epson RX-80).

London, April 1, 1982 25¢

Justen Report

First with the Big Scoops

NO MAJOR NEWS TODAY

Reporters Desperate



Why is this lady smiling?
 Lou Schwartz of 801 E 4th St was informed Sunday that she had won \$20 in the Times Sweepstakes. She says:

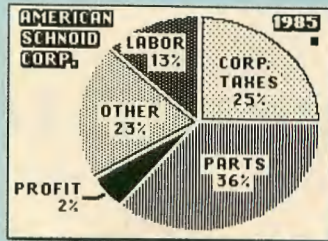
Do You Remember?
 Life in the fast lane not all it's cracked up to be

Do You think you want to get into those glamorous fields like Television or Newspapers? You think you would like to bring in the big bucks and rub noses with the celebrities? Well forget it, because I know, but before you get off bedeviled and start your own paper, if you buy a TV set, you're likely to be the face of reason.

Do you want a lot of money to run a newspaper? Or maybe printing every 15 minutes could cost over \$100,000 a year.



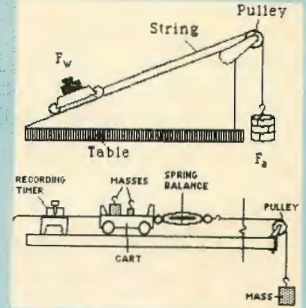

2 Fun for children while stimulating creativity.




3 Business graphs, charts, diagrams. Also memos



7 Video portrait (with optional digitizer).



4 Junior's homework and science projects. Term papers too!




8 This is a cartoon.

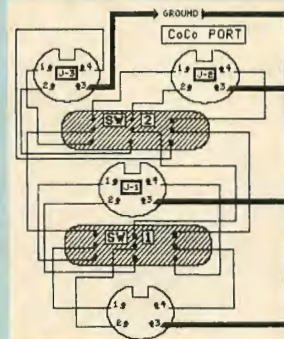
1 Publish a newsletter or bulletin



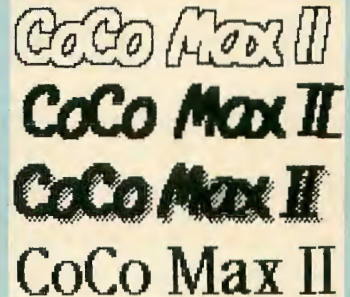
5 Over 200 typstyles to choose from! generate flyers.



6 A new way to express your imagination.



9 schematics and floor plans.



10 Logos and letterheads.

System Requirements:

Any 64K CoCo and a standard joystick or mouse. (The koala pad and the track ball work, but are not recommended.)

Disk systems need a Multi-Pak or our Y-Cable. CoCo Max is compatible with any Radio Shack DOS and ADOS.

Note: the tape version of CoCo Max includes almost all the features of CoCo Max II except *Shrink, Stretch, Rotate, and Glyphics*. Also, it has 5 fonts instead of 14.

CoCo Max is not compatible with JDOS, DoubleDOS, MDOS, OS-9, the X-pad, and Daisy Wheel Printers.

Printers Supported:

Epson MX, RX, FX and LX series, Gemini, Star, Micronix, Delta 10, 10X, 15, 15X, SG-10, Okidata 82A, 92, 93, C. Itoh Pro-writer, Apple Image-writer, Hewlett-Packard Thinkjet, Radio Shack DMP 100, 105, 110, 120, 200, 400, 500, Line Printer 7, Line Printer 8, TRP-100, CGP-220. (DMP-130 use Line Printer 8), PMC printers, Gorilla Banana. Color printing: CGP-200, CGP-115

Pricing

CoCo Max on tape \$69.95
 with Hi-Res Pack and manual.
 CoCo Max II (disk only) \$79.95
 with Hi-Res Pack and manual.
 Upgrade: CoCo Max to CoCo Max II
 New disk and manual \$19.95
 New features of CoCo Max II: 14 fonts and glyphic font, dynamic shrink and stretch, rotate, multiple drive capability, 68 page scrapbook, point and click file load, color printer drivers, full error reporting.
 Upgrade: CoCo Max tape to disk
 manuals, disk and binder \$24.95
 Y-Cable: *Special Price* \$19.95
 Super Picture Disks #1, #2, and #3
 each: \$14.95
 All three picture disks \$29.95

Guaranteed Satisfaction
 Use CoCo Max for a full month.
 If you are not delighted with it,
 we will refund every penny.

Font Editor Option

A font is a set of characters of a particular style. CoCo Max includes 15 fonts. You can create new fonts of letters, or even symbols or graphics with the font editor. Examples: set of symbols for electronics, foreign alphabets, etc. \$19.95

Video Digitizer DS-69

This new Low Cost Digitizer is the next step in sophistication for your CoCo Max system. With the DS-69 you will be able to digitize and bring into CoCo Max a frame from any video source: VCR, tuner, or video camera. Comes complete with detailed manual and C-SEE software on disk. Multi-Pak is required.
 New Low Price Save \$50. \$99.95
 New: faster DS-69A. \$149.95



Colorware Incorporated
 79-04A Jamaica Avenue
 Woodhaven, NY 11421

800 221-0916
 Orders only.
 NY and CT: add sales tax.
 Hours: 9-5 Eastern time.

Add \$3.00 per order for shipping.
 We accept Visa, MC, checks, M.O.
 C.O.D. add \$3.00 extra.
 NY and CT: add sales tax.
 Shipping to Canada is \$5.00
 Overseas, FPO, APO add 10%

A Recipe to Fix CoCo Fried Chips

By Marty Goodman

It is very rare that controllers just spontaneously cease to work. In nearly all cases the reason is because the user has plugged, unplugged, or wiggled the controller in the computer or Multipak port socket while the power was on. What usually happens is the positive and negative 12-volt lines (on old CoCo 1s and on Multipaks) contact the adjacent NMI and Halt line pins. Often this also burns out the CPU (the 6809) and/or the SAM (6883, also given as 74LS783 or 74LS785) in the computer itself. Had Tandy bothered, for about \$1.50 worth of zener diodes and SCRs it could have fully protected the computer from such abuse. But in all revisions of the CoCo circuit board so far, it has not introduced such protective circuitry.

Fixing the burned out disk controller usually entails replacing the burned out chips. This is facilitated by knowing what chips are likely to get burned out and by having a full set of spares.

Martin H. Goodman, M.D., a physician trained in anesthesiology, is a longtime electronics tinkerer and outspoken commentator — sort of the Howard Cosell of the CoCo world. Marty is the database manager of RAINBOW's CoCo SIG on Delphi. His non-computer passions include running, mountaineering and outdoor photography. Marty lives in San Pablo, California.

Usually, on the newer controllers only the main disk controller chip (1793-002, MB8877a, or 1773), the disk ROM and the write precompensation chip (if any) is socketted. Most of the small scale logic chips are soldered directly to the board. You should be reasonably adept in desoldering integrated circuits. You should have on hand a full assortment of all chips found in your particular controller. A spare controller of the same make and model will give you access to the bigger socketted chips and the smaller chips are usually available at general IC supply houses.

On most models of CoCo disk controller, the 7416 (open collector buffer) is quite vulnerable to damage from the -12-volt supply. In three CoCo 2 controllers I have fixed, both 7416s had to be replaced. These are U3 and U8 on the older type CoCo 2 controller with a 40-pin controller chip, and U8 and U6 on the newer Tandy controller that uses the 28-pin 1773 disk controller chip. The 74LS221 (one shot delay timer) seems to often burn out as well. Occasionally the main disk controller chip does, too.

On the old CoCo 1 controller from Tandy, the 74LS02 and the 74LS04 chips (U9 and U5 on that card) have a track record of blowing — sometimes spontaneously. Be sure to look for blown 7416s and 74LS221s on that model. You should also have the asso-

ciated Tandy technical service manual and a frequency counter. The potentiometers may need adjustment so you'll need the frequency counter to check for proper setting.

On third-party model controllers, the circuitry is often similar to Tandy's, and thus the vulnerable chips are likely to be the same. In the case of the old J&M controller, the disk controller chip is available only from J&M itself.


Oddly enough, the ROM chip on these controllers seldom seems to be affected. Indeed, once in the course of repairing a controller I plugged in a ROM upside down and turned on the power. After realizing my blunder, I turned off the power, inverted the ROM and tried it again. Much to my amazement, the ROM functioned just fine.

In addition to these general tips, the serious trouble-shooter will want schematic diagrams of the unit to be repaired. Tandy and HDS both supply such technical information on request and for a reasonable sum. J&M in the past was reluctant to release schematics, but may be changing its policies. DISTO agrees with the idea of releasing schematics of its products to the public, but to date has not made such information available. It is my impression that if enough customers insist on such information before buying any product from J&M or DISTO, both of these companies will quickly supply it.

The Amazing A-BUS

What will you do with it?

NEW



An A-BUS system with 2 Motherboards and 9 Cards.



A-BUS Adapters

Special:
Complete
set of all
user's manuals.
Typeset, illustrated,
with schematics.
Only \$10

SHEILA wanted to set up a variety of experiments in her lab. With an A-BUS, the computer can watch the mice instead of Sheila.
HARRY has a model railroad layout that he wished to automate. Now his home computer controls the engines, gates, signals, etc. through the A-BUS.
BOB tests electrical fixtures as they leave the assembly line. He develops test equipment quickly with inexpensive, off-the-shelf, and easy to use A-BUS cards.

But what's an A-BUS? It's the easiest way to connect a variety of cards that sense and control anything outside the computer. With the A-BUS, your CoCo becomes an incredible machine.

What would I need? First, an A-BUS Adapter to convert your computer bus to the A-BUS standard. Then a Cable (with one or two slots) to connect one or two A-BUS Cards. If you need more than two cards, the cable will be connected instead to the A-BUS Motherboard, which has five slots. Up to five motherboards can be chained. Finally, add your choice of A-BUS Cards to fit your project.

I'm not an engineer. Can I use the A-BUS? If you can wire a switch, you can use the A-BUS. No computer hardware knowledge is needed! A screwdriver is all you need for many projects.

What about software? Simple PEEK and POKE commands control the whole system, whether you read the time on the clock, switch the relays, take a temperature reading, or turn a motor.

What if I change computers? Incredibly, this is as simple as replacing the inexpensive adapter card.

CoCo to A-BUS Adapter AR-138: \$49
Works with all CoCo's. Plugs into rom slot or Multipak.
Disk systems without Multipak need Y-cable (\$19.95)

A-BUS adapter for: AApple II, II+, IIe. AR-134...\$49
IBM PC, XT, AT and all compatibles. AR-133...\$69
TRS-80 Models 100, 200. AR-135...\$69
TRS-80 Mod 3, 4, 4D. Fits 50 pin I/O bus. AR-132...\$49
TRS-80 Model 4P. Includes extra cable. AR-137...\$62
TRS-80 Model I. Plugs into 40 pin I/O bus. AR-131...\$39

A-BUS Motherboard MB-120: \$99
Will accommodate five A-BUS cards. A sixth connector allows a second motherboard to be added to the first (with connecting cable CA-161...\$12). Up to five motherboards can be joined this way to a single adapter. The motherboard is mounted on a sturdy aluminum frame with card guides.

A-BUS Cable (3 ft.) CA-163: \$29
Connects Adapter to 1 A-BUS card or Motherboard.
Special Cable for two A-BUS cards CA-162...\$39

Relay Card RE-140: \$129
8 industrial relays on board. Contacts are rated at 3 amps. You can control up to 64 cards (512 relays) using several motherboards. Jumpers are used to simply select the card address. The card is easily controlled in BASIC with "OUT" or "POKE". For example, OUT 1,0 turns all the relays off on card #1. Eight LED's show which relays are on.


Digital Input Card IN-141: \$49
It's safe and easy to connect and read switches, keypads, thermostats, alarm loops, etc. The eight inputs can monitor the presence of voltage or switch position. Simple INP or PEEK commands read the status (On or Off) of the inputs. Each input is optically isolated for convenience and safety.

Analog Input Card AD-142: \$119
With this 8 bit, 8 channel A/D converter, your computer can read voltages, temperatures, pressures, light levels, etc. Take over 100 readings per second in BASIC (several thousand with machine language). It's simple to use, for example: OUT 1,3 selects channel #3, then A=INP(1) reads the voltage on that channel. Input range: 0 to 5.1V. Resolution: 20mV. Conversion time 120us.

Prototyping Card PR-152: \$15
Protocard is 3 1/2 by 4 1/2 in. and accepts up to 10 IC's.



12 Bit A/D Converter AN-146: \$109
This high performance analog to digital converter features accuracy to 0.025%, 130ms conversion time, sign and over range indication. The basic input range is -5 to +5 volts, with 1.2mV resolution, but the gain of the on-board amplifier can be set to measure microvolts. Ideal for a strain gauge, thermocouple, pH meter, etc.



Motor Controller ST-143: \$69
Stepper Motors are the ultimate in motion control. The special package (below) includes everything you need to get familiar with stepper motors: Each controller card drives two stepper motors (12V, bidirectional, 4 phase).
Motor: 48 steps/revolution, 300 steps/second, 1/4" shaft: MO-103...\$15. Power supply: PS-126...\$10
Special Package: the controller card, two stepper motors, and power supply: PA-181...\$99




Clock with Alarm CL-144: \$89
It's the most powerful clock/calendar available. The features: ● 5 second/month accuracy. ● Keeps time, date, and alarm for 5 years (even with computer off). ● Can time events down to 1/100 second. ● Periodic "chime". ● Full time and date alarm. ● Four alarm outputs: Computer, LED, Buzzer, and Reed Relay. ● Easy to use.; for example H=INP(1) reads the hours, Y=INP(6) reads the year, etc.



Latest Developments

Voice Synthesizer	VS-153
15 Bit Analog to Digital Converter	AD-155
Intelligent Stepper Motor Controller	ST-154
Digital to Analog Converter	DA-147
LCD Display (one and two line)	LD-151
Touch Tone® Decoder	PH-145
Counter Timer	CT-154
24 Line TTL Input/Output	DT-148



Add \$3.00 per order for shipping.
We accept Visa, MC, checks, M.O.
C.O.D. add \$3.00 extra.
N.Y. residents add sales tax.
Shipping to Canada is \$5.00
Overseas, FPO, APO add 10%

Order Line **800 221-0916**
Except in NY
Info and NY orders: (718) 296-5916
Technical Info: (203) 656-1806
All lines open weekdays 9 to 5 NY time.

COLORWARE Colorware Inc
79-04 Jamaica Ave
Woodhaven, NY 11421



*Let CoCo take the tedium out of Adventure writing
and leave the creativity to you*

The Adventure Processor

By Bill Cook

Developing an Adventure game is not as difficult as one might imagine. Adventures are simply a collection of data and a series of true and false tests comparing the player's inputs to a list of data stored in memory of the computer.

The simplest way to store long lists of data in a computer's memory is through the use of arrays. Writing an Adventure game generally requires that information such as room descriptions, object lists, authorized user inputs and key responses be read into arrays so that they may be called upon quickly.

Arranging the data, formatting the text screen and processing of standard commands is required in all Adventures. Some programmers accomplish it differently. I prefer to keep it simple and easy to follow, since BASIC programs should be a learning experience.

Bill Cook is a manager for the Navy Exchange in Whidbey Island, Washington. He is the author of The Adventure Generator and wrote his first Adventure in 1982. He uses the CoCo extensively for business applications and as a management aide.

About the Program

Imagine a program that could actually write most of the code for you, automatically! A program that could save you hours of tedious writing, testing and debugging — a program that would function error-free, and in a matter of minutes save you more than 50 percent of the work in putting together your dream program.

ADV-PRO, or Adventure Processor, is a utility to save you hours of tedious typing of repetitive code. It simply writes a "shell" of an Adventure for you. It provides the following possibilities:

- Up to 100 rooms, 60 objects and 30 commands.

- A separate help message for every location in the game.

- Individual score values for each object found.

- Customized responses for each object "examined."

- Randomized object placement, if desired, to make your game play differently every time.

- Scroll-protected split screens.

- Save game in progress/load previous unfinished game capability.

- Operates with memory-stretching PCLEAR ZERO.

Outputs to tape or disk.

The first step in writing an Adventure is mapping it out on paper. On your map you should indicate the major compass points at the top, bottom and sides of the sheet. N, S, E, W, Up, Down, should all be indicated for ease in laying out the Adventure.

Each location should have a number as should each object you plan to place in the game. Have a good idea of the vocabulary (verbs and nouns) you want the program to recognize; two word sentences are the standard. Once you have completed this, jot down how many rooms you'll have, the number of objects and the number of commands (verbs).

Using the Program

ADV-PRO asks you for the number of items and limits you to 100 rooms, 60 objects and 30 commands. You are also asked for the room number in which you want the game to begin and for a filename. You are then asked whether to direct the output to tape or disk. After answering these questions *ADV-PRO* goes to work and creates an Adventure "shell."

Within a few minutes, you will be

over half done with creating an efficient and versatile Adventure game. *ADV-PRO* writes to disk or tape, an ASCII file that is a loadable BASIC program. The pre-written coding sets up a machine language anti-scroll routine, frees the maximum available memory, initializes and reserves line numbers for all of your room descriptions, legal movement directions, help messages, object descriptions, noun lists, object score values, initial locations and verb lists. You simply modify the program with your customized data.

Here's a sample room description DATA line as generated: 10 DATA ROOM # 1 DESCRIPTION,0,0,0,0,0,0, HELP MESSAGE HERE.

If you want room one to be described to the user: YOU ARE IN THE LIVING ROOM, simply change the line as follows: 10 DATA IN THE LIVING ROOM ,0,0,0,0,0,0,HELP MESSAGE HERE. Notice that the "you are" is not necessary. The program automatically precedes each room description with "you are."

Next you decide in which directions the player will be able to move from this room. Let's assume that moving north takes you to room three, south to room four, east to room six, west to room 10, up and down lead nowhere. These locations should replace the series of zeroes that come next in the above data statement. Rooms that lead nowhere remain at zero. The line would now read like this:

```
10 DATA IN THE LIVING ROOM,3,4,
6,10,0,0,HELP MESSAGE HERE
```

Now for the help message. Assume that the player is in room one and he enters the command HELP. The remainder of the DATA statement should contain whatever response you would like the player to receive. For example, YOU SENSE A PRESENCE HERE. This phrase becomes the final part of the DATA statement:

```
10 DATA IN THE LIVING ROOM
,3,4,6,10,0,0,YOU SENSE A PRES
ENCE HERE
```

If you would like no help to be given to the user, simply leave off the phrase with the comma preceding it. This causes an automatic response of NO HELP HERE. Here's how the line would look:

```
10 DATA IN THE LIVING ROOM
,3,4,6,10,0,0
```

The standard format for object data looks like this:

```
152 DATA OBJECT # 1 DESCRIPTION,
KEYWORD,0,0,RESPONSE WHEN
EXAMINED
```

As with the room descriptions, modify the line to enter your object description. Let's assume your first object is a small rusty knife, you want it located in room six, it is worth 10 points if carried and if the player says EXAMINE KNIFE you want the game to respond with IT HAS A PEARL HANDLE. Here's how your modified line should look:

```
152 DATA A SMALL RUSTY KNIFE,
KNIFE,6,10,IT HAS A PEARL
HANDLE.
```

If you would like an object to be placed in the player's inventory initially, use location -1. If you would like an object to be placed in a randomized location (unknown), use location -2. Use of randomized object locations will make your game play differently every time.

Commands

The first seven commands the game recognizes are already built in to the game. They are: EXAMINE, INVENTORY, QUIT, SCORE, HELP, SAVE and LOAD. All the necessary coding for these commands to function is already written into your program. You can, of course, modify the code, but it will function as is. The remaining commands (if you specified more than seven) are represented in the program as null strings. The line would look like this:

```
508 V$( 8)=""
```

If you want the eighth command to be GET, simply change the line as follows:

```
508 V$( 8)="GET"
```

After making the changes to include the entire verb list, you are finished with the data portion of the Adventure.

Verb processing and conditional statements are the toughest parts of Adventure programming, and the most time-consuming. Let's still assume verb eight is GET. Processing for verb eight is accomplished between lines 7500 and 7990. This is the area where you process the different possibilities of reactions to the player's use of the verb GET. This is where you exercise your own programming talent and creativity. Here is a brief sample of what could be done:

```
7510 IF LO(N)=-1 THEN PRINT"YOU
ALREADY HAVE IT.":GOTO 60000
7520 IF LO(N)>>L THEN PRINT"I
DON'T SEE IT.":GOTO 60000
7530 IF CA=5 THEN PRINT"YOUR
ARMS ARE FULL.":GOTO 60000
7540 LO(N)=-1:CA=CA+1:PRINT
"OKAY. YOU HAVE IT.":GOTO 60000
```

Line 7510 checks to see if the object is already in the player's inventory and, if so, responds. Line 7520 checks to see if the object is in the current room and,

if not, responds. Line 7540 places the object in inventory, increments the number of objects carried by one, and responds that you have the object.

Significant Variables

(In order of appearance)

R	Total number of rooms in the game
R\$(n)	Description of room n
D(n,nn)	Authorized directions from room n
H\$(n)	Help messages when in room n
O	Total number of objects
O\$(n,1)	Description of object n
O\$(n,2)	Keyword in description for object n
LO(n)	Room location of object n
SC(n)	Score value of object n
O\$(n,3)	Response when object n is examined
V\$(n)	Command (verb) n
NV	Total number of verbs
VI\$(String containing first four characters of each verb
NI\$(String containing first four characters of each object
CS(d)	Labels for directions
L	Player's current location
L5	Temporary location storage flag
LN	Line counter
Z	Temporary flag for inventory test
P	Test location for anti-scrolling
TURN5	Turn counter
IS	User's input
V2\$(User's command (verb)
N2\$(User's object (noun)
V\$(Truncated verb
N\$(Truncated noun
V	Verb number
N	Noun number
SC	Score counter
MX	Possible score
DV	Device number for loading/saving -1=tape 1=disk
F\$(Filename for saving/loading

With a little experimentation and patience, you will be writing professional quality Adventures in no time. I look forward to seeing your contributions in future issues of this magazine and wish you happy Adventuring.

(You may direct questions about this program to Mr. Cook at 4346 Rhododendron Drive, Oak Harbor, WA 98277, 206-679-5220. Please enclose an SASE when writing.) □

52032	1040220
560241	1115217
605130	1200214
720143	1290213
80840	135030
89038	END7

The listing: ADV-PRO

```

1 'ADV-PRO
2 '(C) 1986 ALL RIGHTS RESERVED
3 'PROGRAM BY BILL COOK
4 'ISLAND SOFTWARE
5 '
6 'AN ADVENTURE PROCESSOR
7 '
10 GOTO63950
20 'initialize
100 CLEAR1500:CS$=CHR$(142):EL$=
STRING$(32,32):SG$=STRING$(32,21
7):X=0
110 DIMV(31),V$(30):V$(1)="EXAMI
NE":V$(2)="INVENTORY":V$(3)="QUI
T":V$(4)="SCORE":V$(5)="HELP":V$
(6)="LOAD":V$(7)="SAVE"
170 GOTO500
172 A$=STR$(LN)+A$:PRINT#DV,A$:P
RINT@128,A$:PRINTEL$:EL$:LN=
LN+G:RETURN
320 'centering routine
330 T=LEN(T$):PRINTTAB(INT(32-T)
/2);T$:RETURN
470 'title routine
480 CLS:T$="ADVENTURE PROCESSOR"
:GOSUB330:T$="(C) 1986 BY BILL C
OOK":GOSUB330:PRINTSG$:RETURN
500 GOSUB480
510 INPUT"NUMBER OF ROOMS (1-100
)";RM:IFRM=0 OR RM>100 THEN510
520 INPUT"NUMBER OF OBJECTS (1-6
0)";NO:IFNO=0 OR NO>60 THEN 520
530 INPUT"NUMBER OF VERBS INCLUD
ING THE 7 BUILT-IN (1-30)";NV:
IFNV=0 OR NV>30 THEN 530
531 GOSUB480:INPUT"ADVENTURE TO
START IN WHICH ROOMNUMBER";L:IFL
<1 OR L>RM THEN 531
532 GOSUB480:LINEINPUT"FILENAME
(8 CHARS.MAX.)";F1$:IFLEN(F1$)>
8 THEN532 ELSE IFINSTR(F1$,".")>
0 OR INSTR(F1$,"/")>0 THEN532
534 LINEINPUT"OUTPUT TO DISK OR
TAPE (D/T)?"DT$:IFDT$="D"THENDV
=1:F1$=F1$+"/BAS": ELSE IFDT$="T
"THENDV=-1 ELSE 534
535 IFDV=-1THENLINEINPUT"PRESS E
NTER WHEN TAPE READY";Z$
536 OPEN"O",#DV,F1$
540 LN=0:G=1
541 REM process initialization
546 A$="GOTO63950":GOSUB172
550 A$="CLEAR600,&H7FB5:IFPEEK(&

```

```

H7FB6)=57THEN4":GOSUB172
560 A$="Y=0:DX$="+CHR$(34)+"BE01
68AF8C0C308C0CBF01688639A78CEF39
55550234170D6F26109E888C05E02D09
810D270A8C05FF270535176E9CE2A68C
E1C6203DC30400308C0934101F013416
7EA34E0A8920E2"+CHR$(34):GOSUB17
2
570 A$="FORP=1TOLEN(DX$) STEP2:A
$="+CHR$(34)+"&H"+CHR$(34)+"MID
$(DX$,P,2):A=VAL(A$):POKE&H7FB6+
Y,A:Y=Y+1:NEXT:EXEC&H7FB6":GOSUB
172
580 A$="POKE&H7FCA,8":GOSUB172
590 A$="DIMR$(100),RM(100),D(100
,6),H$(100),V$(30),O$(60,3),LO(6
0),SC(60),C$(6)":GOSUB172
591 A$="REM FORMAT FOR ROOM DATA
=DESCRIPTION,DESTINATIONS(N,S,E,W
,U,D),HELP RESPONSE":GOSUB172
592 LN=10:G=1:FORQP=1TORM:A$="DA
TA ROOM #"+STR$(QP)+" DESCRIPTIO
N,0,0,0,0,0,0,HELP MESSAGE HERE"
:GOSUB172:NEXT
595 LN=150:G=1
600 A$="R="+STR$(RM)+"":FORI=1TOR
:READR$(I):FORA=1TO6:READD(I,A):
NEXT:READH$(I):NEXT":GOSUB172
601 A$="REM FORMAT FOR OBJECT DA
TA=DESCRIPTION,KEYWORD,ROOM #LOC
ATION,POINT #VALUE,RESPONSE WHEN
EXAMINED":GOSUB172
602 FORQP=1TONO:A$="DATA OBJECT
#"+STR$(QP)+" DESCRIPTION,KEYWOR
D,0,0,RESPONSE WHEN EXAMINED":GO
SUB172:NEXT
605 LN=500:G=1
610 A$="O="+STR$(NO)+"":FORI=1TOO
:READO$(I,1),O$(I,2),LO(I),SC(I)
,O$(I,3):NEXT:T=RND(-TIMER):FORI
=1TOO:IFLO(I)=-2 THENLO(I)=RND(O
):NEXT:ELSENEXT":GOSUB172
612 FORQP=1TONV:A$="V$("+STR$(QP
)+")="+CHR$(34)+V$(QP)+CHR$(34):
GOSUB172:NEXT
620 LN=1000:G=10
630 A$="NV="+STR$(NV)+"":FORI=1TO
NV:V1$=V1$+LEFT$(V$(I),4):NEXT":
GOSUB172
640 A$="FORI=1TOO:N1$=N1$+LEFT$(
O$(I,2),4):NEXT":GOSUB172
650 LN=3050
660 A$="DATANORTH,SOUTH,EAST,WES
T,UP,DOWN:FORDD=1TO6:READC$(DD):
NEXTDD":GOSUB172
670 LN=3100:G=10
690 A$="L="+STR$(L)+"":L5$="+STR$(
L)+"":T=0:SG$=STRING$(32,217):EL$
=STRING$(32,32):CLS:LN=0":GOSUB1

```


FROM DERRINGER

PRO-COLOR-FILE

©1984 by Derringer Software, Inc.

ENHANCED 2.0

- 60 Data Fields for each record
- 1020 spaces available per record if needed
- Maximizes multiple drive operation
- 28 equation lines (+ -*/)
- IF-THEN-ELSE logic test in equations
- Full Screen editing on up to 4 data entry screens
- Key click and auto key repeat
- Stores custom designed report formats
- Obtain totals, averages, or summaries for any field
- Output reports to printer, screen, or disk file
- Send data out to a DYNACALC compatible file
- Separate label generator for up to 10 across labels
- Pre-define up to 16 indexes for searching/reporting file
- Sorts 750 records in under 5 minutes
- User defined selection menus
- Repeated tasks performed with one keystroke
- Comes with 75 pages of documentation in a 3 ring binder
- Supported by a national users group
- Full time programmer support
- Supplied on an unprotected disk

~~\$59.95~~ ~~\$49.95~~

PRO-COLOR-FORMS 2.0

©1984 by Derringer Software, Inc.

PRO-COLOR-FORMS will access data files created with PRO-COLOR-FILE and merge them with a letter or place them on pre-printed forms.

- STORE UP TO 6 FORMATS • USER DEFINED PAGE SIZE
- SUPPORTS SPECIAL PRINTER CONTROL CODES • RIGHT JUSTIFICATION • PASSWORD PROTECTION • MERGES WITH GRAPHICS FROM MASTER DESIGN OR TELEGRAPHICS •

PRO-COLOR-DIR

©1984 by Derringer Software, Inc.

PRO-COLOR-DIR will read your directories and create a master data file that can be accessed by PRO-COLOR-FILE for sorting and reporting. 1000+ records can be stored on one diskette with valuable information about each program.

You can obtain hard copies of the information and create labels of the filenames for placing on the diskette itself.

- DISK ID NAME • FILENAME/EXT • TYPE OF FILE
- DATE CREATED • DATE UPDATED • NUMBER OF GRANS ALLOCATED • NUMBER OF SECTORS ALLOCATED AND USED • MACHINE LANGUAGE ADDRESSES •

~~\$29.95~~ ~~\$19.95~~
FOR BOTH

DYNACALC[®]

SPREAD SHEET FLEXIBILITY

(Includes Dynagraph, Sidewise)

~~\$79.95~~ INCLUDES @SUMMARY!

Telewriter-64™

WORD PROCESSOR POWER

~~\$59.95~~ INCLUDES MASTER DESIGN

CoCo Max II

GRAPHICS SUPERIOR

~~\$79.95~~ INCLUDES TELEGRAPHICS!

@ SUMMARY

©1985 Derringer Software, Inc.

If you use your spreadsheet program to keep track of your expenses then @SUMMARY can help you analyze those expenses. For example, if you indicate a "Category" for each expense then @SUMMARY will produce a report that shows a total for each category, the highest amount, the lowest amount and the average amount. In addition, @SUMMARY can produce a hi-res line graph or bar graph of the analysis and allow you to place titles on the graph. A hardcopy of the graph can also be generated as well as saved to disk.

The analysis can be saved in a "data file" which can be loaded into DYNACALC or read in by @SUMMARY for future additions to the analysis. If you use other Spreadsheets such as ELITE*CALC then you have added a graphing feature to your spreadsheet applications. The analysis can also be saved in an ASCII file which can be read by word processors for inclusion in a report.

@SUMMARY is compatible with any spreadsheet program that can generate an ASCII text file of worksheets.

Specify RS-DOS or OS9*

~~\$19.95~~

(disk only)

*OS9 version does not have Hi-Res graphing and requires Basic09.

DYNACALC[®] is a registered trademark of Computer Systems Center
ELITE*CALC is a trademark of Elite Software
OS9 is a registered trademark of MICROWARE and MOTOROLA.

SIDEWISE

©1984 by Derringer Software, Inc.

Add a new "twist" to your printer's capabilities!

SIDEWISE makes your printer do something you never thought possible—print side ways!

SIDEWISE will read in any ASCII text file and print it out side ways using a Radio Shack, Epson, Okidata, C-Itoh or Gemini printers having dot-graphics ability.

SIDEWISE OS9 is compatible with DYNACALC OS9 and requires Basic09

SIDEWISE OS9 ~~\$39.95~~ \$29.95
(Disk only)

SIDEWISE RS-DOS ~~\$24.95*~~ \$19.95

* RS-DOS version included FREE with DYNACALC[®]

OS9 is a registered trademark of MICROWARE and MOTOROLA.

TELEGRAPHICS

©1984 by Derringer Software, Inc.

PRINT HI-RES GRAPHICS USING TELEWRITER-64!

Use CoCo Max, Graphicom or other graphics programs to create letter heads and print them while using Telewriter-64.

Telegraphics interfaces with Radio Shack, Epson, Gemini, C-Itoh and Okidata printers having dot-addressable graphics. A simple modification to Telewriter-64 will allow you to exit Telewriter via the DISK I/O MENU and print out the graphic without affecting any of your text in the buffer.

This is the same feature that is included in our MASTER DESIGN program. Since we felt you don't need to buy two graphics editing programs, we have made this feature available at a reduced price.

~~\$24.95~~ \$19.95

(Available Only On Disk)

NO OTHER DISCOUNTS APPLICABLE

MASTER DESIGN

©1984 by Derringer Software, Inc.

Generates lettering in hi-res graphics that can be different sizes, skinny, bold, textured, drop shadowed, raise shadowed or tall. Also interfaces with the Telewriter-64 word processor for printing hi-res displays with your letters.

Take full advantage of all the extended BASIC hi-res graphic commands including boxes, circles, lines, copy displays and utilize GET and PUT features. Added commands include mirror reflection, turn displays backwards or upside down. Squish displays, create dot patterns for shading or diagonal lines.

The Letterhead Utility allows you to access hi-res graphics from Telewriter-64, your own BASIC programs or PRO-COLOR-FORMS.

Interfaces with dot matrix printers having dot addressable graphics.

~~\$29.95~~ \$24.95

See reviews in:
July '84 Rainbow, Oct. '84 Hot CoCo

Derringer Software, Inc.

PO Box 5300, Florence, SC 29502-5300

To place an order by phone, call: (803) 665-5676

10 AM and 5 PM EDT

Check, Money Order, VISA or MasterCard

South Carolina residents add sales tax.

Include \$3.00 for UPS Shipping - \$5.00 U.S. Mail - \$9.00 Air Mail

Canadian Distributor-Kelly Software

Australian Distributor-Computer Hut Software

This SUMMER SIZZLER SALE may end without notice.


```

72
700 REM process adv screen
710 L1=LN:A$="PRINT@0,"+CHR$(34)
+"YOU ARE "+CHR$(34)+"R$(L)+"CHR
$(34)+". "+CHR$(34):GOSUB172
720 A$="PRINT"+CHR$(34)+"YOU SEE
:"+CHR$(34)+";":GOSUB172
730 A$="Z=0:FORA=1TO0":GOSUB172
740 A$="IFLO(A)=L AND POS(0)+LEN
(O$(A,1))>32 THENPRINT":GOSUB172
750 A$="IFLO(A)=L THENPRINTO$(A,
1)+CHR$(44);:Z=1":GOSUB172
760 A$="NEXT:PRINTCHR$(8);"+CHR$(
34)+". "+CHR$(34)+";":GOSUB172
770 A$="IFZ=0THENPRINTCHR$(8)+"
CHR$(34)+"NOTHING OF INTEREST."
+CHR$(34):GOSUB172
780 A$="PRINT:PRINT:PRINT"+CHR$(
34)+"OBVIOUS EXITS LEAD: "+CHR$(
34):GOSUB172
790 A$="FORG=1TO6:IFD(L,G)<>0THE
NPRINTC$(G)+CHR$(32);":GOSUB172
800 A$="NEXT:PRINT:PRINTSG$;:P=P
EEK(136)*256+PEEK(137)-1024:POKE
&H7FCA,INT(P/32)":GOSUB172
802 A$="FORI=P+1024 TO 1504 STEP
32:IFPEEK(I)=217THEN LN=I:ELSE N
EXTI":GOSUB172
803 A$="IFLN>0 THENFORJ=P TO LN-
1024 STEP32:PRINT@J,EL$;:NEXTJ:L
N=0":GOSUB172
804 REM welcome
805 MG$="WELCOME TO THE WONDERFU
L WORLD OF ADVENTURE. GOOD LUCK
!"
807 A$="IFTURNS=0THENPRINT@480,"
+CHR$(34)+MG$+CHR$(34):GOSUB172
808 REM player input
810 L2=LN:A$="PRINT@480,,:TURNS=
TURNS+1:I$="+CHR$(34)+CHR$(34)+
:LINEINPUT"+CHR$(34)+"WHAT NOW?
"+CHR$(34)+";I$":GOSUB172
820 A$="IFI$="+CHR$(34)+CHR$(34)
+"THENPRINT"+CHR$(34)+"WHAT?"+C
HR$(34)+":GOTO"+STR$(L2):GOSUB172
830 A$="IFI$="+CHR$(34)+"LOOK"+C
HR$(34)+"THEN"+STR$(L1):GOSUB172
840 A$="IFLEN(I$)>1THEN"+STR$(LN
+40):GOSUB172
850 A$="L5=L":GOSUB172
860 A$="G=INSTR("+CHR$(34)+"NSEW
UD"+CHR$(34)+",I$):IFG=0THENPRIN
T"+CHR$(34)+"I DON'T UNDERSTAND.
"+CHR$(34)+":GOTO"+STR$(L2):GOSU
B172
870 A$="IFD(L,G)>0THEN L5=D(L,G)
:L=L5:GOTO"+STR$(L1)+":ELSEPRINT
"+CHR$(34)+"YOU CAN'T GO THAT WA
Y."+CHR$(34)+":GOTO"+STR$(L2):GO

```

```

SUB172
880 A$="I$=I$+"+CHR$(34)+" "+CHR
$(34)+":SP=INSTR(I$,CHR$(32))":G
OSUB172
890 A$="V2$=LEFT$(I$,SP-1):N2$=M
ID$(I$,SP+1):V$=LEFT$(V2$,4):N$=
LEFT$(N2$,4):V=INSTR(V1$,V$):N=I
NSTR(N1$,N$)":GOSUB172
900 A$="IFV=0THENPRINT"+CHR$(34)
+"I DON'T UNDERSTAND."+CHR$(34)+
":GOTO"+STR$(L2)+":ELSEV=(V-1)/4
+1":GOSUB172
910 A$="IFN=0THENPRINT"+CHR$(34)
+"I DON'T UNDERSTAND."+CHR$(34)+
":GOTO"+STR$(L2)+":ELSEN=(N-1)/4
+1":GOSUB172
915 REM on goto
920 L3=LN:A$="ON V GOTO"
930 LL=4000
940 FORI=1TONV
950 LL$=STR$(LL):T=LEN(LL$):LL$=
RIGHT$(LL$,T-1)
960 A$=A$+LL$+"",
970 V(I)=LL:LL=LL+500
980 NEXT
990 T=LEN(A$):A$=LEFT$(A$,T-1)
992 GOSUB172:GOSUB480
1000 FORI=1TONV
1010 LN=V(I):A$="REM VERB #"+STR
$(I)+" "+V$(I):GOSUB172
1011 REM default each verb
1012 LN=V(I)+490:A$="PRINT"+CHR$(
34)+"I DON'T UNDERSTAND."+CHR$(
34)+":GOTO"+STR$(L2)
1015 GOSUB172
1020 NEXT
1025 REM examine
1030 LN=V(1)+10
1040 A$="IF LO(N)<>-1 AND LO(N)<
>L THENPRINT"+CHR$(34)+"YOU CAN'
T EXAMINE SOMETHING YOU DO NOT H
AVE OR CANNOT SEE."+CHR$(34)+":G
OTO"+STR$(L2):GOSUB172
1042 A$="IFO$(N,3)="+CHR$(34)+C
HR$(34)+"THENPRINT"+CHR$(34)+"NOT
HING SPECIAL."+CHR$(34)+":GOTO"+
STR$(L2):GOSUB172
1043 A$="PRINTO$(N,3):GOTO"+STR$(
L2):GOSUB172
1045 REM inventory
1050 LN=V(2)+10
1060 A$="PRINT"+CHR$(34)+"YOUR I
NVENTORY:"+CHR$(34)+":NH=0":GOSU
B172
1070 A$="FORI=1TO0:IFLO(I)=-1THE
NNH=1:PRINTO$(I,1)":GOSUB172
1080 A$="NEXT:IFNH=0THENPRINT"+C
HR$(34)+"NOTHING."+CHR$(34):GOSU
B172

```



```

1090 A$="GOTO"+STR$(L2):GOSUB172
1095 REM quit
1100 LN=V(3)+10
1110 A$="SC=0:PRINT"+CHR$(34)+"G
AME ENDS AFTER"+CHR$(34)+"TURNS"
+CHR$(34)+"TURNS."+CHR$(34)+"":FO
RI=1TOO:IFLO(I)=-1THENSC=SC+SC(I
):NEXT:ELSENEXT":GOSUB172
1115 A$="PRINT"+CHR$(34)+"YOU SC
ORED"+CHR$(34)+"SC"+CHR$(34)+"PO
INTS."+CHR$(34)+"":POKE&H7FCA,0:P
OKE&HBA,PEEK(&HBC):POKE&HB7,PEEK
(&HBC)+6:END":GOSUB172
1118 REM score
1120 LN=V(4)+10
1130 A$="SC=0:MX=0:FORI=1TOO:IFL
O(I)=-1THENSC=SC+SC(I):MX=MX+SC(
I):NEXT:ELSEMIX=MX+SC(I):NEXT":GO
SUB172
1140 A$="PRINT"+CHR$(34)+"YOU HA
VE SCORED"+CHR$(34)+"SC:PRINT"+C
HR$(34)+"OUT OF A POSSIBLE"+CHR$(
34)+"MX:GOTO"+STR$(L2):GOSUB172
1145 REM help
1150 LN=V(5)+10
1160 A$="IFH$(L)="+CHR$(34)+CHR$(
34)+"THENPRINT"+CHR$(34)+"NO HE
LP HERE."+CHR$(34)+"":GOTO"+STR$(
L2)+" ELSEPRINTH$(L):GOTO"+STR$(
L2):GOSUB172
1165 REM check for get or drop
1170 LN=600000:A$=" IFV$="+CHR$(3
4)+"GET"+CHR$(34)+"THEN"+STR$(L1
):GOSUB172
1180 A$=" IFV$="+CHR$(34)+"DROP"
+CHR$(34)+"THEN"+STR$(L1):GOSUB1
72
1190 A$=" GOTO"+STR$(L2):GOSUB17
2
1195 REM load
1200 LN=V(6)+10
1210 A$="LINEINPUT"+CHR$(34)+"FI
LENAME TO LOAD:"+CHR$(34)+"":F$:
GOSUB172
1220 A$="IFLEN(F$)>8THENPRINT"+C
HR$(34)+"TOO LONG."+CHR$(34)+"":G
OTO"+STR$(LN-10):GOSUB172
1230 A$="PRINT"+CHR$(34)+"TAPE O
R DISK? (T/D)"+CHR$(34):GOSUB172
1240 A$="A$=INKEY$:IFA$="+CHR$(3
4)+CHR$(34)+"THEN"+STR$(LN)+" EL
SE A=INSTR("+CHR$(34)+"TD"+CHR$(
34)+"",A$):IFA=0 THEN"+STR$(LN)+"
ELSE IFA=1 THENDV=-1 ELSEDV=1":
GOSUB172
1250 A$="IFDV=-1THENPRINT"+CHR$(
34)+"READY TAPE, PRESS ENTER.."+
CHR$(34)+"":LINEINPUTZ$:GOSUB17

```

```

2
1260 A$="PRINT"+CHR$(34)+"LOADIN
G "+CHR$(34)+"":F$:OPEN"+CHR$(34)
+"I"+CHR$(34)+"",DV,F$:FORI=1TOO:
INPUT#DV,LO(I):NEXT:INPUT#DV,L,T
URNS,CA":GOSUB172
1270 A$="CLOSE:GOTO600000":GOSUB1
72
1275 REM save
1280 LN=V(7)+10
1290 A$="LINEINPUT"+CHR$(34)+"FI
LENAME FOR SAVING:"+CHR$(34)+"":F
$:GOSUB172
1300 A$="IFLEN(F$)>8THENPRINT"+C
HR$(34)+"TOO LONG."+CHR$(34)+"":G
OTO"+STR$(LN-10):GOSUB172
1310 A$="PRINT"+CHR$(34)+"TAPE O
R DISK? (T/D)":GOSUB172
1320 A$="A$=INKEY$:IFA$="+CHR$(3
4)+CHR$(34)+"THEN"+STR$(LN)+" EL
SE A=INSTR("+CHR$(34)+"TD"+CHR$(
34)+"",A$):IFA=0 THEN"+STR$(LN)+"
ELSE IFA=1 THENDV=-1 ELSEDV=1":GOS
UB172
1330 A$="IFDV=-1THENPRINT"+CHR$(
34)+"READY TAPE, PRESS ENTER.."+
CHR$(34)+"":LINEINPUTZ$:GOSUB17
2
1340 A$="PRINT"+CHR$(34)+"SAVING
"+CHR$(34)+"":F$:OPEN"+CHR$(34)+
"O"+CHR$(34)+"",DV,F$:FORI=1TOO:P
RINT#DV,LO(I):NEXT:PRINT#DV,L,TU
RNS,CA":GOSUB172
1350 A$="CLOSE:GOTO600000":GOSUB1
72
1355 REM pclear zero
1360 LN=63950
1370 A$="POKE&H3C0,&H5F:POKE&H3C
1,&H5C":GOSUB172
1380 A$="POKE&H3C2,&H96:POKE&H3C
3,&HBC":GOSUB172
1390 A$="POKE&H3C4,&H1F:POKE&H3C
5,&H02":GOSUB172
1400 A$="POKE&H3C6,&H7E:POKE&H3C
7,&H96:POKE&H3C8,&HA3":GOSUB172
1410 A$="EXEC&H3C0:GOTO1":GOSUB1
72
9999 END
63949 'pclear zero
63950 POKE&H3C0,&H5F:POKE&H3C1,&
H5C
63960 POKE&H3C2,&H96:POKE&H3C3,&
HBC
63970 POKE&H3C4,&H1F:POKE&H3C5,&
H02
63980 POKE&H3C6,&H7E:POKE&H3C7,&
H96:POKE&H3C8,&HA3
63990 EXEC&H3C0:GOTO20


```




Howard Medical Company

1690 N. Elston Chicago, Illinois 60622
(312) 278-1440

WE ACCEPT VISA
MasterCard
American Express
COD or Checks
School P.O.'s



New Dual Mode EPSON

The new Epson LX-80 offers printing flexibility in two modes: one mode allows you to print in a quick (100 cps) dot-matrix style for programming and graphics, and the Near Letter Quality mode (16 cps) produces precise (240 dots per inch), beautiful type for correspondence, reports, and similar purposes. The LX-80 offers 160 different type-style combinations, including Pica, Elite, Enlarged, Emphasized, Condensed, Subscripts and Superscripts, and type-styles can be selected quickly from the top control panel or from program control. Comes standard in friction feed; tractor option is also available.

LX-P package includes an LX-80, a serial interface, a Color Computer to Epson cable, and Printer Tutorial that teaches you how to program the different type styles (\$29.95 value).

LX-P: LX-80 package \$317 (\$7 shpg)

ET-1 tractor option for LX-80. \$29.50.

SF-1 Single-sheet feeder for the LX-80. \$145 (\$7 shpg)

Epson	RX-80 FT	repack	\$207.
Epson	LX-80 New		\$249.
Botek	Serial to parallel converter		\$68.45
Howard	CoCo to Epson cable		\$25.

DM-1	Disk mailer holds from one to five diskettes	\$20.
	200 lb. cardboard construction	
	25 mailers/box	

MONITORS

123 Zenith 12" Green Screen, 640 dots x 200 dots resolution, 15 MHz band width. **\$114** (\$7 shpg)

123A Zenith 12" Green Screen Special, \$67.50 (\$7 shpg) 80 Column non glare

122 Zenith 12" Amber Screen, 640 dots x 200 dots resolution, 15 MHz band width. **\$117** (7 shpg)

141 Roland 13" Color Monitor with speaker, 270 dots x 200 dots resolution, 4MHz band width **\$247** (\$12 shpg)

All monitors require video controller. Reverse video free with monitor order.

MEMORY

64K Upgrades—1 Year Warranty

64-E1 for E Boards with complete instructions. Remove old chips and replace with preassembled package—no soldering or trace cuts. **\$28.45** (\$2 shpg)

64-F1 for F Boards. No soldering needed. Capacitor leads must be cut. **\$24.45** (\$2 shpg)

64-2 for COCO 2. Kit requires one solder point, no trace cuts. **\$24.45** (\$2 shpg)

CONTROLLERS

New Controller from J&M: Has switch that allows either JDOS or RS DOS to be the disk operating system; eliminates software compatibility problems, while preserving the advantages of J&M's gold contacts and data separator. Also added to the DC-2 is a parallel port, which means a serial interface is no longer needed to make a parallel printer (like the Epson) work.

DC-2 Disk Controller with JDOS. \$128 (\$2 shpg)

RS-1: RS DOS ROM Chip. \$20.00 (\$2 shpg)

DC-1 Disk Controller reads and writes to 35 and 40 track single and double-sided drives for all models of the Color Computer w/ JDOS. **\$128** (\$2 shpg)

VC-1 Video Interface mounts inside Color Computer by piggy-backing IC on top of interface—no soldering, no trace cuts. All models give composite video & sound. **\$24.45** (\$2 shpg)

VC-2 for COCO 2—mono only. \$26.45 (\$2 shpg)

VC-3 for COCO 2—both color or monochrome \$39.45 (\$2 shpg)

VC-4 for new Color Computer (no sockets, chips are soldered to mother board). Attaches with spring-loaded clips. Color or mono. **\$39.45** (\$2 shpg)

DD-2	Double sided 360K disk with 1/2 height case & heavy duty power supply	\$188.
CA-1	Disk drive cable	\$24.50
CA-2	Two drive cable	\$29.50
DE-1	Disk enclosure 1/2 height with power supply	\$58.

HOWARD QUALITY STANDS



PS-1X

New TS-1X Monitor Stand: Designer-beautiful stand with clear corner posts, easy side access to ROM port, reset and on/off buttons. **\$39.50** (\$3 shpg)

TS-1: Standard 13" monitor stand for the original Color Computer. Specify black, ivory or clear. 15" x 11" x 4". **\$29.50** (\$3 shpg)

TS-2: Same as above for the COCO 2. **\$29.50** (\$3 shpg)

PS-1X Printer Stand features new noise-suppressing foam top and cork base. 15" x 11" x 2 1/2". **\$24.95** (\$3 shpg)

EPSON AND J&M

The EJ-P Package

The Epson LX-80 Printer teamed with our new J&M DC-2 Controller gives you top printing capabilities *plus* built-in switch gives JDOS or Radio Shack DOS so all software can run on your Color Computer. Package includes: Epson LX-80 Printer with ET-1 tractor; DC-2 controller; parallel Color Computers to J&M cable; Epson Printer Tutorial (\$29.95 value).

Complete EJ-P package \$425.00 (\$7 shpg)

GUARANTEE

Howard Medical's 30-day guarantee is meant to eliminate the uncertainty of dealing with a company through the mail. Once you receive our hardware, try it out; test it for compatibility. If you're not happy with it for any reason, return it in 30 days and we'll give you your money back, (less shipping).

Hours: 8:00-4:00 Mon.-Fri.
10:00-3:00 Sat.

Software system requirements: CoCo with 1 disk, 32K RAM, 80-column printer
Add \$2 for shipping.

ORDERS (800) 443- 1444

PAYROL/BAS 39.95 Automatically calculates FED & FICA and 3 additional user defined deductions. TABLES ARE ALREADY ENTERED. Prints checkbook with up to 30 user definable ledger numbers a \$39/VALUE

LEDGER free with PAYROL/BAS

STATE TAX 39.95 941 29.95

CHECKS \$125

VIP LIBRARY \$125

SAP-II 19.95

BPA-1 19.95

SOFTWARE CORNER

WITH PAYROL/BAS YOU WILL ALSO WANT

Automatically calculates state withholding including graduated taxes. TABLES ALREADY ENTERED
Prints totals by quarter per employee
Ideal for Federal 941 and state unemployment

500 pin-feed checks specify blue green or brown \$57.25
Softlaw's integrated package includes
VIP Write, terminal, Database, Speller and CALC
Stock analysis program organizes your portfolio and give specific sell & stop-loss points
Chart your blood pressure from daily readings taken in the comfort of your home.



The Biggest

The Best

The Indispensable



The RAINBOW

THE COLOR COMPUTER MONTHLY MAGAZINE

It's called the *premier Color Computer magazine* for good reason. **THE RAINBOW** is the biggest, best, brightest and most comprehensive publication a happy CoCo ever had! Is there any wonder we get letters daily praising **THE RAINBOW**, the magazine one reader calls "A Pot Of Gold" for his Color computer.

THE RAINBOW features more programs, more information and more in-depth treatment of the Tandy Color Computer than any other source.

A monthly issue contains 260 or more pages and two dozen programs, 15 regular columns and as many as 20 product reviews. And advertisements: **THE RAINBOW** is known as the medium for advertisers — which means every month it has a wealth of information unavailable anywhere else about new products! Hundreds of programs are advertised in its pages each month.

But what makes **THE RAINBOW** is its people. Nationally known people like Bill Barden, who has written 27 books on computer topics and writes for us each month. Or, Fred Scerbo, who writes special programs at the request of readers. Experts like Dick White and Joseph Kolar, two of the most knowledgeable writers on BASIC. Communicators like Marty Goodman and Gary Augsburg, who stay abreast of telecommunications advances. Or, Dan Downard, **RAINBOW** technical editor, who answers our readers' toughest questions. Educators like Dr. Michael Plog and Steve Blyn, who show how CoCo can be used at home or school. Advanced programmers like Dale Puckett, who guide you through the sophisticated OS-9 operating system. Electronics experts like Tony DiStefano, who explain the "insides" of the CoCo. These people, and many others, visit you monthly through columns available only in **THE RAINBOW**.

Every single issue of **THE RAINBOW** covers the wide spectrum of interests in the Tandy Color Computer — from beginners' tutorials and arcade games to telecommunications and business and finance programs. Helpful utilities and do-it-yourself hardware projects make it easy and fun to expand your CoCo's capabilities. And, monthly reviews by independent reader reviewers take the guesswork out of buying new software and hardware products.

Join the tens of thousands who have found **THE RAINBOW** to be an absolute necessity for their CoCo. With all this going on or it, is it surprising that more than 90 percent of **THE RAINBOW** subscribers renew their subscriptions?

We're willing to bet that, a year from now, you'll be doing the same. For more information call (502) 228-4492. Or, for *credit card orders only*, you may call (800) 847-0309.

Get Your Very Own Pot O' Gold!

Here's your chance to have a Pot O' Gold full of programs, articles and information about CoCo every month of the year! A subscription to **THE RAINBOW** is only \$31* and you won't miss a single chock-full issue.

As the premier magazine for the Tandy Color Computer, **THE RAINBOW** has more of everything — and greater variety, too. Do yourself and your CoCo a favor and subscribe to **THE RAINBOW** today!

We accept VISA, MasterCard and American Express, Non-U.S. rates higher. U.S. currency only, please.

YES! Sign me up for a year (12 issues) of **THE RAINBOW**.

NEW RENEW (Attach Label)

Name _____

Address _____

City _____ State _____ ZIP _____

Payment Enclosed (Payment must accompany order)

Charge: VISA MasterCard American Express

Account Number _____

Signature _____ Card Expiration Date _____

For credit card orders, you may wish to phone in your subscription; our orders only number is (800) 847-0309, 8 a.m. to 5 p.m. EST. All other inquiries, please call (502) 228-4492.

*Subscriptions to **THE RAINBOW** are \$31 a year in the United States. Canadian rate is U.S. \$36. Surface rate elsewhere is U.S. \$68. Air mail U.S. \$103. All subscriptions begin with the current issue. Please allow 6 to 8 weeks for first copy, Kentucky residents add 5% sales tax. In order to hold down non-editorial costs, we do not bill.

Rainbow On Tape Tops Typing

Tired of spending all your valuable computer time typing in those long, but wonderful, **RAINBOW** programs each month? Now there is **RAINBOW ON TAPE** to help ease the pain.

Each month all the lengthy programs (over 20 lines) in **THE RAINBOW** can come to you ready-to-run, thanks to **RAINBOW ON TAPE**. At \$80* per year — or \$10 a tape ** — it is the biggest bargain going. (Note: **RAINBOW ON TAPE** will not run on Dragon or MC-10 computers.)

Back issues are available beginning with April 1982 (except May 1983). Each month's tape will arrive at approximately the same time as that month's issue of **THE RAINBOW**.

RAINBOW ON TAPE is not a stand-alone product; you will still need the magazine for loading and operating instructions and the necessary documentation. **THE RAINBOW** magazine is a separate purchase.

YES! Sign me up: NEW RENEW (Attach Label)

A Full Year A Month (Specify Month & Year _____)

Name _____

Address _____

City _____ State _____ ZIP _____

Payment Enclosed (Payment must accompany order)

Charge: VISA MasterCard American Express

Account Number _____


Signature _____ Card Expiration Date _____

For credit card orders, you may wish to phone in your subscription; our orders only number is (800) 847-0309, 8 a.m. to 5 p.m. EST. All other inquiries, please call (502) 228-4492.

*Subscriptions to **RAINBOW ON TAPE** are \$80 in the United States, \$90 U.S. funds in Canada and \$105 U.S. funds in all other countries. In order to hold down non-editorial costs, we do not bill. Kentucky residents add 5% sales tax.

** Individual back issues of the tapes are \$10 in the United States, \$12 U.S. funds for Canada and all other countries.

What goes well with the *Rainbow*?



Rainbow On Tape!

We call it the other side of **THE RAINBOW** and we may have to raise the price just to call your attention to it. With as many as two dozen programs every month, **RAINBOW ON TAPE** is a luxury service at a bargain basement price.

What is it? **RAINBOW ON TAPE** is a monthly cassette tape adjunct to **THE RAINBOW** and it's brimming with all the programs (those over 20 lines long) that fill the pages of the magazine. All you do is pop the cassette in your tape recorder and they're ready to run. No more lost weekends — or week nights — typing, typing, typing. With **RAINBOW ON TAPE**, you can read the article in the magazine then, in seconds, you load it up and run it. Yes, you could type them in yourself, as many people do. But all of them? Every month? There simply isn't enough time.

Isn't it time your CoCo became a full-time computer instead of a typewriter? Think how your software library will grow. With your first year's subscription, you'll get almost 250 new programs: games, utilities, business programs, home applications — the full spectrum of **THE RAINBOW'S** offerings without the specter of keying in page after page and then debugging.

RAINBOW ON TAPE — the "meat" of **THE RAINBOW** at a price that's "small potatoes." Food for thought. To get your first heaping helping, just fill out and return the attached reply card. No postage necessary.

Discover the other side of **THE RAINBOW**. It's not only a time-saver, it's the key to a whole new outlook!

BUSINESS REPLY CARD

FIRST CLASS PERMIT NO. 1 PROSPECT, KY


POSTAGE WILL BE PAID BY ADDRESSEE

THE RAINBOW
THE COLOR COMPUTER MONTHLY MAGAZINE

The Falsott Building

P.O. Box 385

Prospect, KY 40059



NO POSTAGE
NECESSARY
IF MAILED
IN THE
UNITED STATES



BUSINESS REPLY CARD

FIRST CLASS PERMIT NO. 1 PROSPECT, KY


POSTAGE WILL BE PAID BY ADDRESSEE

THE RAINBOW
THE COLOR COMPUTER MONTHLY MAGAZINE

The Falsott Building


P.O. Box 385

Prospect, KY 40059




NO POSTAGE
NECESSARY
IF MAILED
IN THE
UNITED STATES






Drive 0 and 1 **269⁹⁵**

One double sided drive with doubler board and new RS controller so you can have the equivalent of 2 drives in one. You can even backup from 0 to 1. Works with all CoCo's.




AMBER MONITOR **59⁹⁵**

Epson's Comrex 5650 has a 12" screen with 900 lines. Resolution for 80 column text and 18 MHZ band width, retail price was 139.95. 13" Color Monitor (not shown), now only \$139.95. These are new, in factory sealed cartons, NOT used, repacked, or refurbished. Add 7.00 s/h. Monitor Interface for any color Computer 29.95.




2 Drives **299⁹⁵**

Both our drive 0 and 1 in one case, with cable and R.S. controller. The best just got better!




Drive 1 Upgrade **119⁹⁵**

Add a second 1/2 height drive to your Radio Shack® 26-3129. Comes with 3 minute installation instructions, screwdriver required. Double sided version (Drive 1 and 2) and doubler board add 79.00



Drive 1 **125⁹⁵**

Your Choice
Silver or White



199⁹⁵ Drive 0

SUPER DRIVE SALE

Special prices on new first quality disk drives. They even have GOLD connectors on the back... Some other places charge 229.00 for dr. 1 and 299.00 for dr. 0, not us! Drive 1 is for mod I, Second Color Computer drive, or external mod III, IV. Drive 1 just plugs into the extra connector on your Drive 0 cable. Both drives are compatible with any version of the Color Computer and all versions of drives. Drive 0 is your first Color Computer drive and comes complete with cable, manual, and R.S. controller. For double-sided drive and doubler board add 79.00 (for Drive 0 & 1 or 1 & 2). Bare full hgt SSDD drive only 79.95.

THE COMPUTER CENTER

901-761-4565, 5512 Poplar, Memphis, TN 38119

Add \$4.90 for shipping and handling—Visa, MC & money orders accepted, No CODs

Allow an additional 2 weeks for personal checks—Drive faceplates may vary slightly

Prices subject to change without notice. Radio Shack is a registered trademark of Tandy Corporation

An old favorite comes to the computer



Polar Tic Tac Toe is more than the old standby game with the three-by-three grid. The game is played on the pattern in Figure 1.

To win this game a player must place his mark in four adjacent positions. These four may be in a semicircle within any of the four circles. Or the winning four marks can be in a straight line. This line of four may go through the center of the pattern.

In the computer version of this game, players place red and green sections on the original blue grid with their joysticks. The program keeps track of turns, recognizes a winning combination and keeps track of total wins for each player. The loser of one game gets to go first in the following game. There are a total of 52 ways to win the game. But don't get overconfident, there are also 52 ways to lose. Good luck. □

James Wood is in his fifteenth year of teaching at Atwood Hammond High School in Atwood, Illinois. His subjects include photography, physics, chemistry, computer programming and math courses. He holds master's degrees in both instructional media and physical science education.

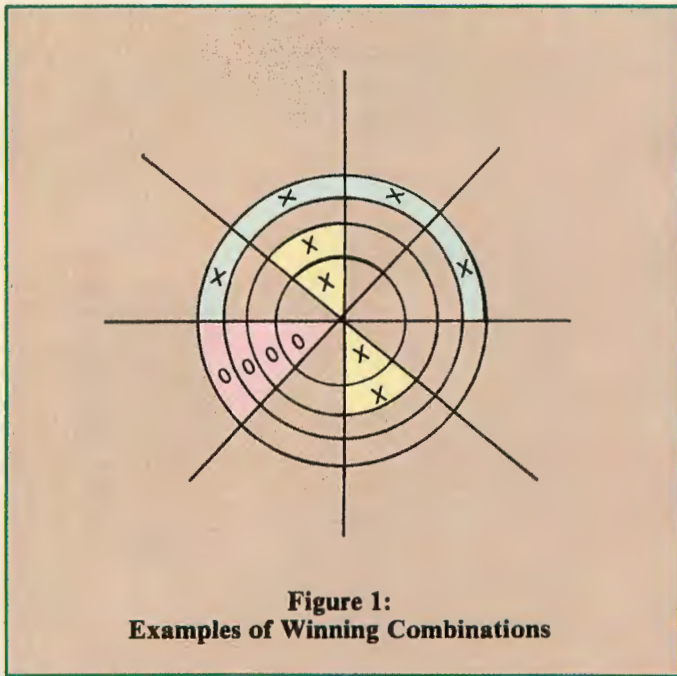


Figure 1:
Examples of Winning Combinations

The listing: TICTACTO

```
10 REM JAMES W. WOOD, JAN 86
20 CLS:PRINT@40,"POLAR TIC TAC T
OE":PRINT:PRINT" USE JOYSTICK TO
POSITION YOUR":PRINT"MARKER. PR
ESS BUTTON TO PLACE":PRINT"MARKE
R DOWN. FOUR IN A LINE":PRINT"OR
```

```
FOUR IN A SEMICIRCLE WINS.":PRI
NT"AFTER A WIN, BOTH BUTTONS":PR
INT"MUST BE PRESSED TO CONTI
30 PRINT:INPUT"LEFT PLAYER'S NAM
E";LP$:PRINT"YOU WILL BE RED"
40 PRINT:INPUT"RIGHT PLAYER'S NA
ME";RP$:PRINT"YOU WILL BE GREEN"
50 FORT=1TO800:NEXTT
```



```

60 DIM D(32)
70 PMODE3,1:PCLS:SCREEN1,0:NP=0
80 RESTORE:COLOR2,1
90 FOR A=30 TO 90 STEP 20
100 CIRCLE(130,100),A
110 NEXTA
120 DRAW"BM40,100R180L90NU90ND90
NE63NG63F63H126"
130 FOR A=1 TO 32:READ B,C
140 PAINT(B,C),3,2:NEXT A
150 DATA 68,48,124,16,136,16,192
,44,204,104,180,156,84,156,48,10
4
160 DATA68,96,124,36,136,36,176,
57,180,105,160,141,96,141,68,105
170 DATA 96,72,124,57,134,57,164
,72,160,105,136,132,108,126,88,1
05
180 DATA 108,87,124,78,136,75,14
8,87,140,105,132,108,124,108,108
,105
190 IF JW=0 THEN 230
200 NP=NP+1:IF NP=33 THEN 570 EL
SE COLOR2,1:LINE(30,50)-(40,60),
PSET,BF:COLOR1,1:LINE(215,50)-(2
25,60),PSET,BF:COLOR2,1:LINE(215
,50)-(225,60),PSET,B
210 J0=JOYSTK(0)*4:J1=JOYSTK(1)*
3:P=PPOINT(J0,J1):PSET(J0,J1,2):
FORT=1TO20:NEXTT:PSET(J0,J1,P):I
F P<>3 THEN 210
220 PE=PEEK(65280):IF PE=126 OR
PE=254 THEN PAINT(J0,J1),1,2:GOS
UB 270 ELSE 210
230 NP=NP+1:IF NP=33 THEN 570 EL
SECOLOR4,1:LINE(30,50)-(40,60),P
SET,BF:COLOR2,1:LINE(215,50)-(22
5,60),PSET,BF
240 J0=JOYSTK(0):J0=JOYSTK(2)*4:
J1=JOYSTK(3)*3:P=PPOINT(J0,J1):P
SET(J0,J1,2):FORT=1TO20:NEXTT:PS
ET(J0,J1,P):IF P<>3 THEN 240
250 PE=PEEK(65280):IF PE=125 OR
PE=253 THEN PAINT(J0,J1),4,2:GOS
UB 270 ELSE 240
260 GOTO200
270 RESTORE:FOR A=1 TO 32
280 READ B,C:D(A)=PPOINT(B,C):NE
XT A
290 ' CHECK FOR CIRCLES
300 FOR E=0 TO 24 STEP 8:FOR A=1
TO 5:AL=D(A+E)+D(A+1+E)+D(A+2+E
)+D(A+3+E)
310 IF AL=4 THEN GOTO 520 ELSE I
F AL=16 THEN 530

```

```

320 NEXT A,E
330 FOR E=0 TO 24 STEP 8
340 AL=D(6+E)+D(7+E)+D(8+E)+D(1+
E):IF AL=4 THEN GOTO 520 ELSE IF
AL=16 THEN GOTO 530
350 AL=D(7+E)+D(8+E)+D(1+E)+D(2+
E):IF AL=4 THEN GOTO 520 ELSE IF
AL=16 THEN GOTO 530
360 AL=D(8+E)+D(1+E)+D(2+E)+D(3+
E):IF AL=4 THEN GOTO 520 ELSE IF
AL=16 THEN GOTO 530
370 NEXT E
380 'CHECK FOR LINES
390 FOR A=1 TO 8
400 AL=D(A)+D(A+8)+D(A+16)+D(A+2
4):IF AL=4 THEN GOTO 520ELSE IF
AL=16 THEN GOTO530
410 NEXT A
420 FOR A=9 TO 12
430 AL=D(A)+D(A+8)+D(A+16)+D(A+2
0):IF AL=4 THEN GOTO 520 ELSE IF
AL=16 THEN GOTO 530
440 NEXT A
450 FOR A=13 TO 16
460 AL=D(A)+D(A+8)+D(A+16)+D(A+1
2):IF AL=4 THEN GOTO 520 ELSE IF
AL=16 THEN GOTO 530
470 NEXT A
480 FOR A=17 TO 20
490 AL=D(A)+D(A+8)+D(A+12)+D(A+4
):IF AL=4 THEN GOTO 520 ELSE IF
AL=16 THEN GOTO 530
500 NEXT A
510 RETURN
520 GOSUB580:CLS:SCREEN0,0:PRINT
:PRINTRP$;" WINS":RP=RP+1:JW=0:G
OTO 540
530 GOSUB580:CLS:SCREEN0,0:PRINT
:PRINTLP$;" WINS":LP=LP+1:JW=1:G
OTO 540
540 PRINT:PRINT"TOTAL":PRINT:PRI
NTLP$,LP:PRINTRP$,RP
550 PRINT:PRINT"PRESS <ENTER> TO
CONTINUE"
560 IF INKEY$=CHR$(13) THEN 70 E
LSE 560
570 CLS:SCREEN0,0:PRINT:PRINT"NO
WINNER":FORT=1TO800:NEXTT:GOTO7
0
580 FOR T=1TO10:SCREEN1,1:FORTI=
1TO20:NEXTTI:SCREEN1,0:FORTI=1TO
20:NEXTTI,T
590 PE=PEEK(65280)
600 IF PE=124 OR PE=252 THEN RET
URN ELSE 590

```


Prices Change
Every Day.
Please Call
1-800-343-8841
For Lower Prices

DEALER
INQUIRIES
INVITED

PRICE

Sizzling Summer Specials **Announcing MEGADISK PLUS +** Complete Systems! for the TRS 80 Model I/III/IV/4P, Color Computer, IBM-PC & AT, Max/80 Software Drivers: LDOS, NEWDOS/80, DOSPLUS, TRSDOS 6.x, CP/M available



Drive a 5 to 40 Megabyte Hard Bargain Starting at \$399.95
REMOVEABLE CARTRIDGE Systems Now Available!!!

MEGAPLEX your Megadisk — 2 to 10 Port Systems
Prices Start at a LOW \$199.95
Models III/ IV 4P

Call Toll Free Ordering 1-800-343-8841



\$259.95
Disk Drive Upgrade Kit
for Model III/IV easy to install
system — no soldering.
Complete with controller, towers,
power supply, 1 Half High Disk Drive,
cables, and easy to follow instructions.
Second Drive \$89.95

CANADIAN CUSTOMERS PLEASE CALL 514-383-5293

Software Support Inc. — MicroSmart Inc.

TERMS and CONDITIONS:

All prices are cash discounted. However, we do accept MC, VISA, AMEX & DISCOVER credit cards. C.O.D.'s are accepted-No deposit required. Purchase Orders-Corporate, Government & School P.O.'s are accepted. Please call for details. Shipping Costs are calculated per order. Please call for total. Shipments of all in-stock products are made within 24 hours. Same day service is available upon request — no added cost. Not responsible for typographical errors. Terms and Specifications may change without notice.

OUR NEW ADDRESS 200 Homer Street
Ashland MA 01721
1-617-872-9090
Hours: Mon.-Fri. 10 am to 5:30 pm (est) Sat 4:00 pm
Toll Free Ordering 1-800-343-8841
Dealer Inquiries Invited

OUR NEW COMPANY!

Service & Returns: It is our policy to repair all service returns within 24-48 hours. Normally same day turn-around is accomplished. It is necessary to have a (R)eturn (M)aterial (A)uthorization to insure speedy service.
IBM, TAVA, COLUMBIA, 5151, COMPAQ, EAGLE, TRS/80, HEATH/ZENITH are registered trademarks of IBM Corp., Tava Corp., Columbia Computer Corp., Key Tronics Corp., Compaq Corp., Eagle Computer, Tandy Corp., Zenith Corp., respectively.
© 1986 Software Support, Inc. All rights reserved.
© 1986 MicroSmart, Inc. All rights reserved.

BREAKTHROUGH

**DEALER
INQUIRIES
INVITED**

Prices Change
Every Day.
Please Call
1-800-343-8841
For Lower Prices

MEGADISK™ HARD DISK DRIVE SYSTEMS

TOLL FREE ORDERING 1-800-343-8841

For the **IBM/PC, Tandy 1000, TRS/80 Models I/III/IV/4P, Compaq, Tava, PC Workalikes, Color Computers, Heath/Zenith, Max/80** Complete with Hardware, Cables, Software and Quickfit Installation

6 Megabytes Internal Mount IBM/PC	Starting at \$239.95
11 Megabytes Internal Mount IBM/Tandy 1000	starting at 359.95
22 Megabytes Internal Mount IBM/Tandy 1000	starting at 469.95
6 Megabytes External System	starting at 399.95
10 Megabytes External System	starting at 599.95
20 Megabytes External System	starting at 749.95
Tape Backup System — Internal or External (IBM/PC)	starting at 449.95

WOW! NEW LOW PRICES
Call for unadvertised specials

DOS Drivers: IBM/Heath — DOS, 1.0, 2.0, 2.1, 3.0, 3.1 or later
TRS/80-LDOS, TRSDOS 6.x, Newdos/80, Dosplus, CP/M, COCO DOS, Max/80 LDOS, OS9

FULLY WARRANTEED — PARTS AND LABOR — CALL TOLL FREE - 1-800-343-8841

FLOPPY DISK DRIVES, POWER SUPPLIES AND CABINETS

Our Disk Drives are UL approved — Our Floppy Drive Cabinets and Power Supplies are Underwriters Laboratory Listed and have passed the required Federal Communications Part 15 Section B-EMI/RFI tests.

Warranty on all disk drives is one full year parts and labor. Warranty on floppy disk drive power supplies is five (5) years. In warranty or out of warranty service is 24 hour turn-around on all disk drives and power supplies.

Full Height — Tandon

100-1 Single Sided 40 tk Bare	\$99.95
In Case with Power Supply	139.95
Dual Drives in One Cabinet	239.95
100-2 Dual Sided 40 tk Bare	109.95
In Case with Power Supply	149.95
Dual Drives in One Cabinet	259.95

Half High Drives

Single Sided 40 tk Bare	79.95
In Case with Power Supply	119.95
Dual Drives in One Cabinet	209.95
Dual Sided 40 tk Bare	109.95
In Case with Power Supply	149.95
Dual Drives in One Cabinet	259.95

Apple/Franklin Disk Drives

35/40 Track in Case with Cable and Software	129.95
---	--------

TURBO-M™ PC

CALL

800-343-8841

COLOR COMPUTER DISK DRIVE SYSTEMS AND ADD IN PRODUCTS

40 Track Single Head Drive with Case, Power Supply, Cable Controller, Instruction Booklet, Diskettes	\$199.95
Above with Dual Drives in One Cabinet	269.95
40 Track Dual Head with Case, Power Supply, Cable, Controller, Instruction Booklet, Diskettes	249.95
Above with Dual Drives in One Cabinet	359.95
Dual DOS Switch	29.95
With Second DOS System — JDOS, RSDOS, and Booklet	69.95

CALL FOR MODEM SPECIALS

Modem Special 300/1200..... \$199.95

ALL IN-STOCK ITEMS SHIPPED WITHIN 24 HOURS. SAME DAY SHIPPING PROVIDED BY REQUEST WITHOUT ANY EXTRA HANDLING CHARGES.

PRINTERS

Dot Matrix	
Citizen	\$ Call
Star Micronics S.G. Series	starting at \$299.95
Daisy Wheel	
Silver Reed 440 80 Column 12 CPX	315.95
550 132 Column 19 CPS	439.95
770 132 Column 36 CPS	895.00
Olympia 132 Column 14 CPS WITH Form and Tractor Feed	399.95
Printer Cables	starting at 19.95
Printer Paper Microperf Edge 1000 Sheets	16.95

ELECTRICAL

Surge Protectors Line Filters SL Waber 6 Outlets with Switch	\$ 39.95
Uninterruptable Power Supplies	399.95

MISCELLANEOUS

Diskettes in 10 Pack	from \$ 9.95
Two print Switches	from 99.95
Disk Drive Cables	from 16.00
Maintenance Cleaning Kits	12.00
Parallel Printer Buffers 8K	149.95
Floppy Disk Drive Cables	
1 Drive	16.00
2 Drives	18.95
Heath/Zenith 2 Drive Cables Shielded	24.95

Software Support Inc. — MicroSmart Inc.

TERMS and CONDITIONS:
All prices are cash discounted. However, we do accept MC, VISA, AMEX & DISCOVER credit cards. C.O.D.'s are accepted—No deposit required. Purchase Orders—Corporate, Government & School P.O.'s are accepted. Please call for details. Shipping Costs are calculated per order. Please call for total. Shipments of all in-stock products are made within 24 hours. Same day service is available upon request — no added cost. Not responsible for typographical errors. Terms and Specifications may change without notice.

OUR NEW ADDRESS → 200 Homer Street
Ashland MA 01721
1-617-872-9090
Hours: Mon-Fri. 10 am to 5:30 pm (est) Sat 4:00 pm
Toll Free Ordering 1-800-343-8841
Dealer Inquiries Invited

OUR NEW COMPANY! ↑
Service & Returns: It is our policy to repair all service returns within 24-48 hours. Normally same day turn-around is accomplished. It is necessary to have a (R)eturn (M)aterial (A)uthorization to insure speedy service.
IBM, TAVA, COLUMBIA, 5151, COMPAQ, EAGLE, TRS/80, HEATH/ZENITH are registered trademarks of IBM Corp., Tava Corp., Columbia Computer Corp. Key Tronics Corp, Compaq Corp, Eagle Computer, Tandy Corp, Zenith Corp, respectively.
1986 Software Support, Inc. All rights reserved.
1986 MicroSmart, Inc. All rights reserved.
TURBO M™ of MicroSmart Inc.



An educational game to encourage mastery of word concepts

Which Nym Is Witch?

By Brien Dick

When the first CoCos arrived in our school I was thrilled. However, the software we ordered hadn't arrived and the class needed something to use. This was the perfect opportunity for me to learn BASIC. It was one of my fourth-graders, Jody Eason, who came up with the idea to make a program like the matching games they played in class. *Nymatch* was born.

Matching games are popular learning tools. Drill and practice becomes fun. The cards are placed face down. Pick two cards and, if they match, you keep them and go again. The winner is the one with the most sets. Add the CoCo and you have an automatic answer checker.

Nymatch can be used in any subject. All you need are two ideas that share a relationship. In history one such pair could be Washington and first President. In math it could be 5+5 and 10. For my subject I chose reading. More specifically, Nyms. What are Nyms? I

Brien Dick lives with his wife and three sons in Rensselaer, Indiana. He has a master's degree in education and teaches fourth grade. His hobbies include writing programs for his sons and the classroom.

use Nyms as a broad category of words made up of synonyms, antonyms and homonyms. Synonyms are words that have the same meaning (woods/forest). Antonyms are words that have the opposite meaning (hot/cold). Homonyms are more confusing. Homonyms are broken down into two types: homophones and homographs. Homophones are two words that sound alike but are spelled differently (deer/dear). Homographs sound differently, but are written the same. Read can be pronounced reed or red.

Having a firm foundation in word concepts is an important link between reading words and understanding the material. Reading some articles in THE RAINBOW can be frustrating to those unfamiliar with the topic. Understanding what the words mean in the context of the article is essential. One way to strengthen vocabulary is to study how words relate to other words. That is the reason so much time is spent on Nyms in school. That is the goal of *Nymatch*.

Nymatch works on 16K non-Extended BASIC. Just type it in, save and run it. If you own Extended BASIC and get an OM Error, just PCLEAR 1 before running.

Although the game targets grades three through six, it is valuable for you as a parent to play with your child. Your

Table 1

Lines	Function
10- 220	Title and set-up
230- 270	Game loop
360- 530	Record keeping
540- 630	Game subroutine
640- 760	Examples & directions
770-1330	Manipulate choices
1340-1380	Fancy print routine
1390-1430	Border & delay routines
1440-1720	Homonym card set
1730-2020	Antonym card set
2030-2320	Synonym card set

child may not be able to "sound out" some words. Others may be used in a new way. Your help early on can make a big difference in how fast your child masters the vocabulary in *Nymatch*. Many children at this level are just beginning to learn problem-solving strategies needed in locating matched pairs. For them, the game is reduced to a guessing game. Playing with a parent gives them examples of other strategies.

Since this game is so versatile, you can add your own sets of matched pairs. Making changes is not hard. You need only modify two areas; the DATA statements and the submenu explaining the

information. If you have 16K, there is not enough room to add any games. You will have to replace any set of cards with your own sets. Those with more memory can add to *Nymatch*.

Add your game to the main menu in lines 550 to 590. Don't forget to adjust the ON/GOTO line numbers in Line 70. If you are adding more games, change Line 620. Add one to the five for each added game.

You will need a set of 30 matched

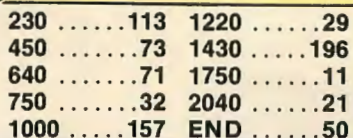
pairs for the DATA lines at the end of the program. Each DATA line holds the matched pair and its ID number. Remember that each set of 30 pairs must be in the same order as in the menu.

Final Notes

I hope your child enjoys *Nymatch*. Learning can and should be enjoyable whenever possible. Our CoCo proves that over and over again. Isn't that why most of us bought one in the first place?

Drop me a line if you are using a CoCo in your school. I'd like to hear from you, and I'm willing to help with problems you have. Just send a description of the problem with a listing, if you have a printer.

(You may direct your questions to the author at 112 South Milton, Rensselaer, IN 47978. Please enclose an SASE when writing.) □



230113	122029
45073	1430196
64071	175011
75032	204021
1000157	END50

The listing: NYMATCH

```

10 'COPYRIGHT 1983 BY BRIEN DICK
20 CLEAR200:CLS3:CO=185:GOSUB139
30 DIM W(24,3),C$(24),C(24),P$(24),P(4),D(24)
40 TI$="NYMATCH":LO=108:GOSUB135
50 TI$="CREATED BY: BRIEN DICK":LO=294:GOSUB 1350
60 GOSUB1430:GOSUB360:GOTO540
70 ON CH GOTO640,670,700,730
80 GOSUB1390:K=5
90 A$=CHR$(143+((K-1)*16))
100 B$=A$+A$+A$
110 C$=CHR$(175):D$=CHR$(191)
120 E$=CHR$(128)+CHR$(128)+CHR$(128)
130 FORX=1TO15
140 C1$=C1$+C$:D1$=D1$+D$:NEXTX
150 FOR A=1TO24
160 W(A,1)=28+L+(A*4)
170 W(A,2)=60+L+(A*4)
180 W(A,3)=92+L+(A*4)
190 IF A=8 OR A=16 THEN L=L+96
200 NEXT A
210 IFCH=1THENGOSUB1040ELSEGOSUB1030
220 LO=419:GOSUB1340:INPUTX:CLS0
230 FORA=1TO24
240 FORB=1TO3
250 PRINT@W(A,B)-32,B$;
260 IFB=1THENPRINT@W(A,B)-32,CHR$(64+A);
270 NEXTB,A
280 FORPL=1TOP
290 R=0:GOSUB 770:GOSUB 800
300 GOSUB450:GOSUB830:GOSUB770

```

```

310 GOSUB800:IFR=1THEN290
320 NEXTPL:GOTO280
330 GOSUB500:CO=185:GOSUB 1390
340 TI$="ANOTHER GAME (Y/N)? ":LO=422:GOSUB1350
350 Y$=INKEY$:IFY$="Y"THENRUNELS EIFY$="N"THENCLS:ENDELSE350
360 TI$="HOW MANY PLAYERS (1-4)":LO=388:GOSUB1350
370 INPUTP
380 IF P>5THENTI$="too many players":LO=388:GOSUB1350:GOSUB 1430:GOTO360
390 CLS4:CO=169:GOSUB1390
400 PRINT@96,"";:FORH=1TOP
410 TI$="WHO IS PLAYER #"+STR$(H):LO=32*H:GOSUB1350
420 INPUT P$(H)
430 IFLEN(P$(H))>15THENPRINT"please shorten your name";:GOTO420
440 NEXTH:RETURN
450 PRINT@398-INT(LEN(P$(PL))/2)," "P$(PL) " ";
460 PRINT@451,"PRESS <SPACEBAR> TO PLAY";
470 T$="":T$=INKEY$
480 IFT$<>" "THEN470
490 GOSUB770:GOSUB800:RETURN
500 CLS3:GOSUB1390:TI$="scoreboard":LO=75:GOSUB1350
510 FORH=1TOP:LO=73+(64*H):TI$=STR$(P(H))+ " "+P$(H):GOSUB1350:NEXTH
520 GOSUB1430:RETURN
530 P(PL)=P(PL)+2:R=1:RETURN
540 CO=42:CLS2:GOSUB1390
550 TI$="WHICH GAME DO YOU WANT":LO=133:GOSUB1350
560 PRINT@ 234,"HOMONYM (1)";
570 PRINT@ 298,"ANTONYM (2)";
580 PRINT@ 362,"SYNONYM (3)";
590 PRINT@423,"DIRECTIONS (4)";
600 PRINT@155,"?";
610 CH$=INKEY$:C=C-1:IFCH$="THE N610
620 IFVAL(CH$)>0 AND VAL(CH$)<5T

```


Radio Shack has the

Computer System Furniture

299⁰⁰ Reg. Separate Items 319.80

Spacious modular workstation is ideal for home or office. Features simulated oak finish. Easy to assemble.

A System Desk. Twin cable management slots for easy connections.

26-1356 119.95

B Storage Hutch. Mounts on system desk. Features adjustable "second shelf" on either side.

26-1359 59.95

Half-Width Hutch. (Not shown). 26-1374 . . . 54.95

C Corner Section. Connects system desk and printer stand for a convenient "work corner."


26-1358 39.95

D Printer Stand. With output paper catcher and storage shelf.

26-1357 99.95




Monitor Pedestal



16⁹⁵

Adjustable platform rotates and tilts. Holds all Tandy monitors. Color and finish match monitors. Base: 11 x 10 1/4". (26-1369)

Printer Supports



16⁹⁵

Elevates printer so fanfold paper can be placed underneath. Use with 80-column printers. Durable crystal polystyrene. Easy to assemble. (26-1367)

Diskette Storage



Low As **12⁹⁵**

3 1/2". Holds 30. 26-1381 12.95
5 1/4". Holds 50. 26-1362 14.95
8". Holds 50. 26-4953 24.95

Disk Drive Head Cleaning Kits

Low As **7⁹⁵** Each



Disk Size	Cat. No.	Each
3 1/2"	26-419	9.95
5 1/4"	26-408	7.95
8"	26-4957	8.95

*Single sided only

Fanfold Printer Paper




Size	Parts	Design	Vertical	Qty.	Cat. No.	Price
14 7/8 x 11"	1	Greenbar	No	500	26-1330	11.95
14 7/8 x 11"	1	Greenbar	No	1500	72-300	34.95
14 7/8 x 11"	1	Greenbar	No	3500	26-1417	69.95
14 7/8 x 11"	1	White	No	1500	72-303	34.95
9 1/2 x 11"	1	Greenbar	Yes	1500	72-304	24.95
9 1/2 x 11"	1	Greenbar	Yes	3500	26-1403	49.95
9 1/2 x 11"	1	White	Yes	500	26-1423	8.95
9 1/2 x 11"	1	20# White	Yes	500	26-1387	10.95
9 1/2 x 11"	1	20# White	Yes	1250	26-1427	24.95
9 1/2 x 11"	1	20# White	Yes	2500	72-311	44.95
9 1/2 x 11"	2	White	Yes	750	72-305	34.95

Mailing Labels

Pressure-Sensitive Fanfold

Low As **6⁹⁵**



1-Wide. 4 1/2" carrier. Pkg./1000. 26-1328 6.95
1-Wide. 4 1/2" carrier. Pkg./5000. 72-402 24.95
2-Wide. 9 1/2" carrier. Pkg./2000. 72-401 15.95
3-Wide. 9 1/2" carrier. Pkg./3000. 72-400 16.95
2-Wide. Dry gum. 9 1/2" carrier. Pkg./2400. 26-1456 . . . 9.95

Items Shown With Optional Computer Components (Not Included).

best of everything.

Low-Cost, Compact Computer Workcenter

89⁹⁵

- Organize Your Computer System With This Compact, Efficient Workstation
- Beautifully Designed and Finished to "Fit In" with Other Furniture

Our beautifully styled, simulated oak finish workcenter features a full-width monitor shelf (41 1/2 x 14 3/4"), space for computer and printer, plus plenty of workspace. This easy-to-assemble workcenter comes with adjustable glides. (26-1350)



Perfect for Home, Office or School

Data Communications Modem



59⁹⁵

DCM 3. 300-bps modem plugs directly into modular phone outlet. DB25 and 4-pin DIN connectors. Bell 103 compatible, full duplex. FCC registered. (26-1178)

Certified Unformatted Diskettes

- Double Density
- Manufactured to the Highest Standards of Excellence
- Buy in 10-Pack Quantities and Save



Single Sided

Size	Tracks	Quantity	Cat. No.	Price
3 1/2"	80	3	26-415	15.95
	80	10	26-416	44.95
5 1/4"	40	1	26-305	2.19
	40	3	26-405	5.95
	40	10	26-406	15.95
8"	77	3	26-4904	10.95
	77	10	26-4906	34.95

Double Sided

Size	Tracks	Quantity	Cat. No.	Price
5 1/4"	40	3	26-411	6.95
	40	10	26-412	16.95
	80	3	26-409	8.95
	80	10	26-410	24.95
80 (high density)	3	3	26-421	15.95
	10	10	26-422	44.95
8"	77	3	26-4961	12.95
	77	10	26-4960	39.95

Radio Shack®

The Technology Store™

A DIVISION OF TANDY CORPORATION

Send me an RSC-17 Computer Catalog.

Radio Shack
Dept. 87-A-20
300 One Tandy Center
Fort Worth, Texas 76102

Name _____
Address _____
City _____
State _____ ZIP _____
Phone _____


```

HEN CH=VAL(CH$)ELSE54Ø
63Ø X=RND(C):GOTO7Ø
64Ø CLS:PRINT@7Ø,"homophone matc
h up";
65Ø PRINT@131,"HOMOPHONES ARE WO
RDS THAT          SOUND THE SAME A
ND HAVE           DIFFERENT SPELLIN
GS.";
66Ø PRINT@259,"samples: SENT/CEN
T                  BYE/BY";
:GOTO8Ø
67Ø CLS:PRINT@7Ø,"antonym match
up";
68Ø PRINT@131,"ANTONYMS ARE WORD
S WITH           OPPOSITE MEANINGS
.";
69Ø PRINT@259,"samples: WALK/RUN
                  SAME/DIF
FERENT";:GOTO8Ø
70Ø CLS:PRINT@7Ø,"synonym match
up";
71Ø PRINT@131,"SYNONYMS ARE WORD
S WITH           THE SAME MEANINGS
.";
72Ø PRINT@259,"samples: LEAVE/GO
                  ALL/EVER
Y";:GOTO8Ø
73Ø CLS5:PRINT@75,"directions";
74Ø PRINT@128,"  NYMATCH IS A W
ORD GAME AND    A MEMORY GAME
IN ONE."
75Ø PRINT@224,"  YOU WILL BE GI
VEN A SET OF    24 CARDS. CHOO
SE 2 CARDS     THAT MATCH AND
YOU EARN       THOSE CARDS AN
D MAY HAVE     ANOTHER TURN."
76Ø GOSUB139Ø:LO=453:GOSUB134Ø:I
NPUTX:GOTO54Ø
77Ø FORX=ØTO4
78Ø PRINT@352+(X*32),C1$;CHR$(12
8);
79Ø NEXTX:RETURN
80Ø FOR X=ØTO4
81Ø PRINT@352+16+(X*32),D1$;
82Ø NEXTX:RETURN
83Ø T$="":T$=INKEY$

```

```

84Ø PRINT@421,"1ST CARD";
85Ø IFT$=""THEN83Ø
86Ø IFASC(T$)<65ORASC(T$)>88THEN
83Ø
87Ø GOSUB98Ø
88Ø IFW(ASC(T$)-64,1)=ØTHEN83Ø
89Ø GOSUB77Ø:GOSUB112Ø:GOSUB1Ø9Ø
90Ø T1$="":T1$=INKEY$
91Ø PRINT@437,"2ND CARD";
92Ø IFT1$=""THEN9ØØ
93Ø IFASC(T1$)<65ORASC(T1$)>88TH
EN9ØØ
94Ø IFASC(T$)=ASC(T1$)THEN9ØØ
95Ø IFW(ASC(T1$)-64,1)=ØTHEN9ØØ
96Ø GOSUB116Ø:GOSUB8ØØ
97Ø GOSUB99Ø:GOSUB12ØØ:RETURN
98Ø T=ASC(T$)-64:RETURN
99Ø T1=ASC(T1$)-64:GOSUB11ØØ
1ØØØ IFC(T)=C(T1)THENGOSUB53Ø
1Ø1Ø IFC(T)=C(T1)THENGOSUB127Ø
1Ø2Ø RETURN
1Ø3Ø FORX=1TO3Ø*(CH-1):READZ$,Z,
Y$,Y:NEXTX
1Ø4Ø J=RND(18):IFJ=1THEN1Ø5ØELSE
FORX=1TOJ*4:READJ$:NEXTX
1Ø5Ø FORF=1TO24
1Ø6Ø J=RND(24)
1Ø7Ø IFD(J)=1THEN1Ø6ØELSE(D(J)=1
1Ø8Ø READC$(J):READ C(J):NEXT:RE
TURN
1Ø9Ø PRINT@388,C$(T);:RETURN
11ØØ PRINT@388+16,C$(T1);
111Ø GOSUB143Ø:RETURN
112Ø FORB=1TO3
113Ø PRINT@W(ASC(T$)-64,B)-32,C$
+C$+C$;
114Ø IFB=1THENPRINT@W(ASC(T$)-64
,1)-32,T$;
115Ø SOUND6Ø*B,1:NEXTB:RETURN
116Ø FORB=1TO3
117Ø PRINT@W(ASC(T1$)-64,B)-32,D
$+D$+D$;
118Ø IFB=1THENPRINT@W(ASC(T1$)-6
4,1)-32,T1$;
119Ø SOUND6Ø*B,1:NEXTB:RETURN
12ØØ IFW(ASC(T$)-64,1)=ØTHENRETU
RN
121Ø FORB=1TO3
122Ø PRINT@W(ASC(T$)-64,B)-32,B$
;
123Ø IFB=1THENPRINT@W(ASC(T$)-64
,1)-32,T$;
124Ø PRINT@W(ASC(T1$)-64,B)-32,B
$;
125Ø IFB=1THENPRINT@W(ASC(T1$)-6
4,B)-32,T1$;
126Ø NEXTB:RETURN
127Ø FORB=1TO3
128Ø SOUND INT(5Ø/B),1

```

CoCo Trend

Computerware

Name brand software
at least 20% off
suggested retail.

Prickly Pear


15001 Glory Dr. Huntsville, AL 35803
(205) 880-COCO (2626)
Call or write for free catalog.


```

1290 PRINT@W(T,B)-32,E$;
1300 PRINT@W(T1,B)-32,E$;
1310 W(T,B)=0:W(T1,B)=0:NEXTB
1320 X1=X1+1:IFX1=12THEN330
1330 GOSUB1430:RETURN
1340 TI$="PRESS <ENTER> TO PLAY"
1350 FORX=1TOLEN(TI$)
1360 PRINT@LO,LEFT$(TI$,X);
1370 SOUND100+(X*2),1
1380 NEXT:RETURN
1390 FORX=1024TO1055:POKEX,CO:NE
XT
1400 FORX=1024TO1054STEP32:POKE
X,CO:NEXT
1410 FORX=1054TO10535:POKEX,CO:NE
XT
1420 FORX=1055TO10535STEP32:POKEX
,CO:NEXT:RETURN
1430 FORD=1TO1400:NEXT:RETURN
1440 DATA FOUR,1,FOR,1
1450 DATA ATE,2,EIGHT,2
1460 DATA EYE,3,I,3
1470 DATA BARE,4,BEAR,4
1480 DATA DEAR,6,DEER,6
1490 DATA DAYS,7,DAZE,7
1500 DATA CITE,8,SITE,8
1510 DATA CHORD,9,CORD,9
1520 DATA CENT,10,SENT,10
1530 DATA AUNT,11,ANT,11
1540 DATA BLEW,12,BLUE,12
1550 DATA AIR,13,HEIR,13
1560 DATA DEW,14,DO,14
1570 DATA DOE,15,DOUGH,15
1580 DATA HAIR,16,HARE,16
1590 DATA GRATE,17,GREAT,17
1600 DATA HAIL,18,HALE,18
1610 DATA NEW,19,KNEW,19
1620 DATA HAY,20,HEY,20
1630 DATA CREEK,21,CREAK,21
1640 DATA KNIGHT,22,NIGHT,22
1650 DATA KNOT,23,NOT,23
1660 DATA SON,24,SUN,24
1670 DATA STEAK,25,STAKE,25
1680 DATA SEW,26,SOW,26
1690 DATA SHOOT,27,CHUTE,27
1700 DATA SCENE,28,SEEN,28
1710 DATA RIGHT,29,WRITE,29
1720 DATA ROTE,30,WROTE,30
1730 DATA POOR,1,RICH,1
1740 DATA RARE,2,COMMON,2
1750 DATA QUIT,3,CONTINUE,3
1760 DATA PROPER,4,IMPROPER,4
1770 DATA SAME,5,DIFFERENT,5
1780 DATA SAFE,6,DANGEROUS,6
1790 DATA ILL,7,HEALTHY,7
1800 DATA POWERFUL,8,WEAK,8
1810 DATA PROUD,9,ASHAMED,9
1820 DATA FILL,10,EMPTY,10
1830 DATA UNITE,11,DIVIDE,11
1840 DATA GATHER,12,SCATTER,12
1850 DATA CRUEL,13,KIND,13
1860 DATA EVIL,14,GOOD,14
1870 DATA ASLEEP,15,AWAKE,15
1880 DATA REPAIR,16,DESTROY,16
1890 DATA RAPID,17,SLOW,17
1900 DATA POLITE,18,RUDE,18
1910 DATA QUESTION,19,ANSWER,19
1920 DATA NONE,20,SOME,20
1930 DATA YOUTHFUL,21,OLD,21
1940 DATA BALD,22,HAIRY,22
1950 DATA AVERAGE,23,UNUSUAL,23
1960 DATA CHEAP,24,EXPENSIVE,24
1970 DATA BEFORE,25,AFTER,25
1980 DATA BRIEF,26,LONG,26
1990 DATA FALSE,27,TRUE,27
2000 DATA DOUBT,28,BELIEVE,28
2010 DATA DIRTY,29,CLEAN,29
2020 DATA LIGHT,30,DARK,30
2030 DATA KILL,1,MURDER,1
2040 DATA LIKE,2,ENJOY,2
2050 DATA LITTLE,3,TINY,3
2060 DATA MEAN,4,UNKIND,4
2070 DATA NEAR,5,CLOSE,5
2080 DATA MIX,6,BLEND,6
2090 DATA SLEEP,7,DOZE,7
2100 DATA REAL,8,TRUE,8
2110 DATA SECRET,9,HIDDEN,9
2120 DATA SICK,10,ILL,10
2130 DATA EXCITED,11,THRILLED,11
2140 DATA ZERO,12,NONE,12
2150 DATA TOTAL,13,WHOLE,13
2160 DATA TOUGH,14,HARD,14
2170 DATA USUAL,15,REGULAR,15
2180 DATA COUCH,16,SOFA,16
2190 DATA HAPPY,17,GLAD,17
2200 DATA HEAL,18,CURE,18
2210 DATA DEPART,19,LEAVE,19
2220 DATA DAMAGE,20,RUIN,20
2230 DATA FAKE,21,FALSE,21
2240 DATA EASY,22,SIMPLE,22
2250 DATA ADORE,23,LOVE,23
2260 DATA CLOSE,24,SHUT,24
2270 DATA BATTLE,25,FIGHT,25
2280 DATA HARD,26,ROUGH,26
2290 DATA FAST,27,SWIFT,27
2300 DATA DRAG,28,PULL,28
2310 DATA CONFESS,29,ADMIT,29
2320 DATA FIX,30,REPAIR,30

```



TOM MIX'S MINI-CATALOG



P-51 Mustang Attack/Flight Simulation

The ultimate video experience! Link two CoCo's together by cable or modem, and compete against your opponent across the table OR across the country! (Both computers require a copy of this program). The P-51 flight simulator lets you fly this WWII attack fighter in actual combat situations—against another player OR against the computer.

32K Machine Language
Flight Manual Included
Tape \$29.95 Disk \$34.95



Worlds of Flight Small Plane Simulation

Real-time simulation generates panoramic 3-D views of ground features as you fly your sophisticated plane in any of nine different "worlds." Program models over 35 different aircraft/flight parameters. Realistic sound effects too! Manual included helps you through a typical short flight.

32K Machine Language
Flight Manual Included
Joysticks Required
Tape \$29.95 Disk \$34.95

New! Tandy 1000/1200/3000 -IBM/PC-Compatible Software!

Inventory Mate --General purpose inventory program suitable for a variety of applications. Inventory turnover and transactions are kept on permanent record. Has automatic item count adjustment when shipping or receiving. Also generates reports suitable for many uses! **\$79.95**

Postal Express --Lightning-fast general purpose mail program for home, small business. Each file stores up to 500 entries; in-memory storage for quick operation; automatic selective printing options using global search and categorizing features; Zip Code ordering,

Educational Best-Sellers!

Teachers Database II—Allows teachers to keep computerized files of students. Recently updated with many new features!

- Up to 100 students, 24 items per student
- Many easy-to-follow menus
- Records can be changed, deleted, combined
- Statistical analysis of scores
- Grades can be weighed, averaged, percentaged
- Individual progress reports
- Student seating charts
- Test result graphs/grade distribution charts

64K TDBII \$59.95 Disk Only
32K TDBI \$42.95 Tape \$39.95

Fractions—A Three-Program Package.
1/Mixed & Improper 2/Equivalence
3/Lowest Terms. Practice, review and definitions make learning easy.

32K Ext. Basic
Tape \$30.95 Disk \$35.95

Factpack—Three programs for home or school use provide drill and practice with basic "-/+/-/×" Grades 1-6.


32K Ext. Basic
Tape \$24.95 Disk \$29.95

Vocabulary Management System—Helps children learn and practice using vocabulary and spelling words. Eleven programs including three printer segments for tests, puzzles, worksheets and five games; many features make this a popular seller!

Requires 16K Ext. Basic/
32K for Printer Output
Tape \$39.95 Disk \$42.95

Math Duel—A challenging math game that pits you against the computer in a game of wits. Use your knowledge of factors, multiples and prime numbers to gather points against your CoCo.

32K Ext. Basic
Tape \$30.95 Disk \$35.95



Approach Control Simulation From Betasoft Systems.

"Caught in a blinding snowstorm, two jet airliners are on a collision course. The pilots are unaware of the imminent danger. Hundreds of lives are at stake. A high-speed disaster is inevitable unless you act fast..." This and many other exciting scenarios await you as an Air Traffic Controller. The thrills, challenges and frustrations you'll experience with this authentic, real-time simulation will give you countless hours of discovery and adventure.

32K Machine Language
Tape \$29.95 Disk \$34.95

**We Have More Software
Available Than Listed Here.
Please Write for a Free Catalog!**

alphabetizing, accepts 9-digit and foreign Zips as well! **\$49.95**
Special Delivery --Comprehensive mail list program for businesses, featuring versatility found only in much more expensive packages! Up to 2000 entries held in each file; additional address line can be placed anywhere in the individual mailing label; categorize and print entries according to custom needs; Zip Code ordering, alphabetizing, uses 9-digit and foreign Zips, too! **\$79.95**

More Tandy-IBM/PC software available.

Unique Utilities!

New! Use the tools we've used to create "Donkey King," "Sailor Man" and others!

- Full use of 64K RAM
- 100% Machine Language
- No ROM Calls
- Selectable Drive
- Support 1-4 drives
- Menu Selected functions
- "Cold Start" exit to Basic
- Parameters easily changeable in basic loader

MAS Assembler—the finest ever!
(Includes EDT)

Disk \$74.95

EDT—Effortless full screen editing w/2-way cursor. Text files to 48K+. Copy, save, move, delete, print blocks, much more!

Disk \$39.95

Deputy Inspector—Alphabetize, resort and backup directory; fast 3-swap backups, copy files or programs, auto-reallocate granules during backup for faster loading, more!

Disk \$21.95

Sector Inspector—Alphabetize, backup and print directory; repair crashes, LLIST basic programs, read in and edit 23+ grans, much more!

Disk \$29.95




TOM MIX SOFTWARE

4285 Bradford N.E.
Grand Rapids, MI 49506
616/957-0444

Ordering Information

- Call us at 616/957-0444 for Charge Card orders
- Add \$3.00 postage and handling
- MI residents add 4% sales tax
- Authors—We pay top royalties!



Look What's New at NOVASOFT!

Top-quality software at affordable prices, written by well-known authors in 6809 Machine Language



New Release Maui Vice

Step into the shoes of Crockett & Tubbs, and gather evidence, photographs and witnesses to convict your suspects! With "windows" to select your options, hi-res graphics, and a new story generated each time you play. This is state-of-the-art that guarantees excitement and newness every time you play.


64K Ext. Basic & Joystick Required
Disk \$21.95



The Misadventures of Eddie

Another great Novasoft adventure. The ol' man in the mines' rebellious son, Eddie, is roaming through time, creating havoc—and you must bring him home in order to return to your own time! Over 140 locations, 50+ commands, in hi-res graphics. Experienced adventurers will love this one!

Requires 64K
Disk \$21.95



Goldrunner

Travel the maze in your never-ending search for gold—but beware of trap doors, burly guards and other hazards! 33 screens.

64K Joystick or Keyboard
Tape \$14.95 Disk \$17.95



Moneyopoly

Play the popular board game on one of the most realistic computer game simulations ever! Contains all the features of the original. Buy, sell, rent, wheel & deal your way to fortune.

32K Joystick Required
Tape \$19.95 Disk \$22.95



Vegas Game Pak

Six games in all! Blackjack, Keno, Video Poker & 3 slot machine lookalikes. Super graphics!

16K Ext. Basic Required
Tape \$24.95 Disk \$27.95

Other Best Sellers

Martian Crypt—Life once existed on Mars! Find the hidden Martian crypt. Animated hi-res graphic adventure with sound effects.

32K Tape \$18.95 Disk \$21.95

Skyway—Manuever your craft along the skyway avoiding enemy craft, mines, sky bugs and holes! 32K & Joystick.

Tape \$19.95 Disk \$22.95

Blackbeard's Island—Find Blackbeard's treasure but be ever mindful of the hazards along the way. Graphic adventure.

32K Disk \$19.95

Brewmaster—Move along the end of the bars, serving beer to your thirsty customers. Fast-paced action. 32K & Joystick.

Tape \$14.95 Disk \$17.95

CoCo Crosswords—Master set has 27 puzzles, four levels of difficulty. Pull down menu. Additional sets have 30+ puzzles each.

32K Master Set Disk \$24.95

Sets #2, #3, #4 just \$12.95 ea. on Disk

Color Car—Fast moving racing lets you "bump & jump" other racers through the course.

64K & Joystick. Tape \$19.95 Disk \$22.95

Tom Mix Products at New Reduced Prices!

Sailor Man—Defeat the bigfatbadguy and win Elsie's heart. Super graphics.

64K Tape \$24.95 Disk \$27.95

Dragon Slayer—Defeat the dragon by finding your way through a mountain maze. Gather treasure but avoid the deadly traps! 160 exciting screens.

32K & Joystick or Keyboard
Disk \$24.95

The King—

32K Tape \$24.95 Disk \$27.95

Draconian—

32K Tape \$19.95 Disk \$22.95

Ms. Maze—

32K Tape \$19.95 Disk \$22.95

Kater Pillar II—

16K Tape \$19.95 Disk \$22.95

Warehouse Mutants—

16K Tape \$18.95 Disk \$21.95

Buzzard Bait—

32K Tape \$19.95 Disk \$22.95

NOVASOFT

A Tom Mix Company

4285 Bradford N.E.
Grand Rapids, MI 49506

Ordering Information

- Add \$3 shipping/handling
- MI residents add 4% sales tax
- Dealers welcome
- Many more titles—write for free catalog!

Credit Card Orders

Call 616/957-0444





Part two of the translation demonstration

Uncomplicating Translating

By Joseph Kolar
Rainbow Contributing Editor

Before we dive in and immerse ourselves in the nitty-gritty of the second part of our translation demo, I would like to make a few observations.

We have gone from the germination of an idea and, step by step, added to it to broaden its scope. As a newcomer to CoCoLand, you have helped construct a program that is well within your capabilities. There was no earth-shattering concept to grasp. But, don't expect to produce a viable program in a day or two. You will find gremlins lurking around and thwarting your efforts every step of the way. No matter. If you attend to the problem at hand and solve it at every stage of the process, you will have a usable, if not useful, program.

Did you notice that as you created this program, you had fun working out each segment? In spite of yourself, you began to associate the Romanian words with their English mates. Not only were you brushing up on your typing and programming skills, but you were becoming familiar with the subject matter.

Florida-based Joseph Kolar is a veteran writer and programmer and specializes in introducing beginners to the powers of CoCo.

This should hint at the potential for educational applications you are beginning to unleash. If you are familiar with a Romance or Germanic language, you may have spotted some cognates. The perceptive programmer might wonder if "raft" meaning "shelf," figuratively a plank, is not related to "raft," a platform for swimming, not to mention a roofing rafter.

Did you save your work on tape? **LOAD** it. If not, copy Listing 1 from last month's tutorial. Check out Line 10 to make sure it is **GOTO20**.

Did you notice that, at times, we had no operating lines 22 and 32? Delete lines 22 and 32, then run. Again, we have three sets of X\$ and Y\$ strings and only one operating line, Line 42. CoCo always chooses the last X\$ or Y\$ sentence to operate on. Press **BREAK**, then restore lines 22 and 32. This observation may be helpful in solving another reoccurring problem.

Key in, from this month's Listing 1, lines 8, 50, 51 and 52. Line 8 prints both sentences without an intervening pause. List lines 50 through 52. Line 51 is a word-by-word literal translation of Line 50. Note, for the first time in our demo, that the sentence in Line 51 extended to the second text line. The invisible-vertical-line gambit is alive

and well. Line 52 depicts the usual English translation.

Edit Line 10 at the end to **GOTO50**. Add at end of Line 5 :**GOSUB5** and run. We allow the student/viewer to look over the sentence to be translated. Press **BREAK**.

Add at end of Line 51 :**GOSUBB** and run. We display both the foreign sentence and word-by-word translation merely for informational purposes. Unfortunately, it is a tortured English rendition. Press **BREAK**.

Add at end of Line 52 :**GOSUB3** and run. This displays the two sentences we intend to dissect.

You can devise your own system. This segment is included to give some ideas as to how to approach problems of this nature. You might revise **GOSUB3** so both languages are put on simultaneously to display lines 50 and 52. You can also deep-six **GOSUBS** you do not intend to use.

List lines 50 and 52. We decide to break them into two parts. The most practical break is after "George." Count directly from the screen to get the 'P' and 'Q' values. Key in 53 **P=12:Q=9**: Do not press **ENTER** yet. Recall that if the next to last segment of a divided sentence is put on using **GOSUB2**, you can use **GOSUB4** instead. Type **GOSUB4**

nd press ENTER. Run the program then press BREAK.

Change Line 10 to 10 CLSZ:GOTD60. Key in lines 60 and 61. Press BREAK and edit Line 60. Note that each succeeding next line begins under the opening quote mark. You may also divide a word if necessary. The lines look odd because in line 60 there are no spaces between words. This is because the words end at the right margin, and the left margin of the next row follows immediately. List line 61. You can easily spot the invisible vertical line. This is because blank spaces were used to fill in the empty space up to the right margin so that the text words would start a new row at the left margin.

Key in 63 GOSUB3. This is a temporary use of GOSUB3 to display lines 60 and 61 in their entirety. It is good practice to double-check long strings for correct spelling and formatting before proceeding. Run the program. The strings X\$ and Y\$ abut. It doesn't look good. One solution is to drop Y\$ two rows or 64 characters/spaces at the beginning of the operating line, Line 62. We want to move 'Y' location down by 64 spaces. Insert Y=Y+64: at the beginning. Run, then press BREAK then CLEAR. List lines 60 and 61.

Our first part will end with the space after '\$' and ',' respectively. Count directly from the screen to determine the first set of values, P=24 and Q=27.

Rekey Line 62 to read 62 Y=Y+64: P=24:Q=27:GOSUB2:. Press ENTER. Run and press BREAK, then CLEAR. List lines 60 and 61. Edit Line 62 and enter X.

The next part will end with "urc@" at space 31 and "ascended" at space 38. Add P=31:Q=38:GOSUB2:. Press ENTER. Run and press BREAK, then CLEAR. List lines 60 and 61. Edit Line 62 and enter X.

The next part, "pe tronul" ends at 41 and "the throne" at 52. You can pick up the count either beginning at 32, a known signpost at the start of text row two, or pick up the last 'P' or 'Q' value. You know that "ascended" ended at Q=38. By looking at Line 62, start tapping away with "TO---", T=39, O=40, space=41, etc., to the next division. Enter P=41:Q=52:GOSUB2:. Press ENTER and run it. Press BREAK, then CLEAR. Edit Line 62 and enter X.

The next portion ends at the space after "romaneshti." Pick up the last 'P' value from Line 62 and count off. 'P' will equal 57. The 'Q' value ends after "wallachia."

Look at Line 61. Note that "wallachia" extends across the invisible vertical line. We know that 'C' is at number 64, so pick up the count from that point. It ends at 68. Enter P=57:Q=68:GOSUB2:. Press ENTER and run it. Press BREAK and CLEAR. List lines 60 and 61. Edit line 62 and enter X.

The next part ends in both X\$ and Y\$ after "1436." You can begin calculating 'P' from number 64 and you can pick up the 'Q' starting number from the last 'Q' value, 68. Determine the values.

Enter P=71:Q=85:GOSUB2:. Press ENTER and run it. Press BREAK and

"This mistake may lie dormant while you are creating the program, but after you finalize it, it pops up to haunt you."

CLEAR. List lines 60 and 61. Edit Line 62 and enter X.

The next 'P' section ends after "in-cerc@." Pick up the count from the last 'P' value in Line 62 (71) and count. The next 'Q' value is the last word of the text line "and tried." We know the next line begins with number 96, so we subtract one to get to the right margin of the previous line to get 'Q'.

Enter P=82:Q=95:GOSUB2:. Press ENTER and run it. Press BREAK and CLEAR. List lines 60 and 61. Edit Line 62 and press ENTER. This time we won't 'X' to the end. This would cause Line 60 to scroll up and off the screen, losing our place. First, we will determine our next break, which ends after "scape," picking up the count from Line 62. Now, we can type X and P=91:. Do not press ENTER! The English equivalent is "to free." We pick up the count by counting down from the opening quote, 0, 32, 64, 96 and start counting. Add Q=103:GOSUB2:. Press ENTER and run it. Press BREAK and CLEAR. List lines 60 and 61. Edit Line 62 and press ENTER. We have one more break to do. Be on the alert because, after we get our next 'P' and 'Q' values, we add GOSUB4 instead of GOSUB2, then we'll be finished.

The last break is "tsara," which ends

Educational Programs

? Questions ??

Questions — a powerful, easy to use, authoring program! **Questions** has as many uses as its owners have creativity. Teachers have used **Questions** to develop pre and post tests, to make copies of the same test with questions in a different order, and to review and reinforce difficult lessons with their students. But **Questions** is not limited to school uses. Enterprising people have found other uses for it. Party-givers have used it to personalize games for baby and wedding showers, and for creating their own trivia games. Administrators have used it for inservice training. Children have written their own riddles with it. If you own **Questions**, you'll find a way to use it. You will also be pleased with its many fine features:

- ★ Word processing commands that allow you to make changes as you type
- ★ Screen commands so you do not have to constantly refer to the manual
- ★ Options to take the quiz on the computer or to print a hard copy of it
- ★ Sequential or random presentation of questions
- ★ The ability to print the same test with questions in a different order
- ★ The printing of an answer key
- ★ The option to use expanded printer lettering to create large print tests.
- ★ The ability to save quizzes to cassette or disk
- ★ A review feature which permits students to study questions that have been missed
- ★ A record keeping system
- ★ Multiple choice, true/false, or fill in the blank formats.

Questions is truly a professional authoring program that meets the needs of all of its users.

16K ECB - Cass. \$19.95
32K ECB - Cass. \$24.95
32K Disk - \$26.95

Reading Comprehension Series Grades 2 - 4

B5's Reading Comprehension Series is a set of data files to be used with the **Questions** program described above. Each file contains over 100 questions, organized into 6 to 8 sequential lessons. Lessons build from simple to complex. This series emphasizes the thinking aspect of reading. Simple sentence structure allows the student to concentrate on thinking skills.

Main Idea ★ Sequencing
Fact & Opinion ★ Cause & Effect

Each Title: Cassette - \$10.95
Disk \$12.95

Complete Series of 4 Titles:
Cass. - \$39.95; Disk - \$41.95

Most B5 programs are available through Radio Shack® Express Order.

A trademark of Tandy Corp.



B-5 Software Co.
1024 Bainbridge Place
Columbus, Ohio 43228
Phone (614) 276-2752

RAINBOW

fest

Show Schedule:

Friday evening

— Exhibits open from 7 p.m. to 10 p.m.

Saturday

— CoCo Community Breakfast at 8 a.m.

— Exhibits open at 10 a.m. and close at 6 p.m.

Sunday

— Exhibits open from 11 a.m. to 4 p.m.

Oct. 17-19

Princeton

RAINBOWfest is the only computer show exclusively dedicated to your Tandy Color Computer. Nowhere else will you see as many products, have access to the top experts, or be able to attend free seminars. It's the next best thing to receiving the latest issue of

THE RAINBOW in your mailbox!

Every RAINBOWfest features many delightful surprises. It's a great opportunity for commercial programmers to show off new and innovative products for the first time. You get the jump on new capabilities for your CoCo. In

exhibit after exhibit, there are demonstrations, opportunities to experiment with software and hardware, and special RAINBOWfest prices.

You can set your own pace between visiting exhibits and attending the valuable, free seminars on all aspects of your CoCo —

from improving BASIC skills to working with the sophisticated OS-9 operating system.

Many of the people who write for THE RAINBOW — as well as those who are written about — are there to meet you and answer your questions. You'll also meet lots of other people, just like you, who share your interest in the Color Computer. It's a person-to-person event, as well as a tremendous learning experience, in a fun and relaxed atmosphere.

To make it easier for you

to participate, we schedule RAINBOWfests in different parts of the country. If you missed the fun in Chicago, Illinois, why don't you make plans now to join us in Princeton? For members of the family who don't share your affinity for CoCo, you'll be comfortable knowing that RAINBOWfest is located in an area with many other attractions.

The Hyatt Regency-Princeton offers special rates (\$79, single or double room) for RAINBOWfest. The show opens Friday

evening with a session from 7 p.m. to 10 p.m. It's a daytime-only show Saturday — the CoCo Community Breakfast (separate tickets required) is at 8 a.m., then the exhibit hall opens promptly at 10 a.m. and runs until 6 p.m. Sunday, the exhibit hall opens at 11 a.m. and closes at 4 p.m.

Tickets for RAINBOWfest may be obtained directly from THE RAINBOW. We'll also send you a special reservation form so you can get your special room rate.

Come to RAINBOWfest!

RAINBOWfest

Princeton, New Jersey

Dates: Oct. 17-19, 1986

Hotel: Hyatt Regency-Princeton

Rooms: \$79 per night,
single or double

Advance Ticket Deadline:
Oct. 10, 1986

FREE T-Shirt to first five ticket orders received from each state.

The POSH way to go.

You may wish to have your travel arrangements handled through RAINBOW affiliate, POSH Travel Assistance, Inc., of Louisville. The people at POSH are very familiar with both RAINBOWfest and the area in which it is being held. So, for the same POSH treatment many of our exhibitors enjoy, call POSH at (502) 893-3311. All POSH services are available at no charge to RAINBOWfest attendees.

YES, I'm coming to Princeton! I want to save by buying tickets now at the special advance sale price. Breakfast tickets require advance reservations.

Please send me:

_____ Three-day tickets at \$9 each total _____
_____ One-day tickets at \$7 each total _____
Circle one: Friday Saturday Sunday
_____ Saturday CoCo Breakfast at \$12 each total _____
Handling Charge \$1 \$1.00

TOTAL ENCLOSED _____
(U.S. Currency Only, Please)

Also send me a hotel reservation card for the Hyatt Regency-Princeton (\$79, single or double room).

Name (please print) _____

Address _____

City _____ State _____

Telephone _____ ZIP _____

Company _____

Payment Enclosed, or Charge to:

VISA MasterCard American Express

Account Number _____

Exp. Date _____

Signature _____

Make checks payable to: The RAINBOW. Mail to: RAINBOWfest, The Falsoft Building, 9509 U.S. Highway 42, P.O. Box 385, Prospect, KY 40059. To make reservations by phone, in Kentucky call (502) 228-4492, or outside Kentucky call (800) 847-0309.

Advance ticket deadline: Oct. 10, 1986. Orders received less than two weeks prior to show opening will be held for you at the door. Tickets will also be available at the door at a slightly higher price. Tickets will be mailed six weeks prior to show. Children 4 and under, free; over 4, full price.

just before our invisible vertical line and therefore must be 95. Type X and P=95:. The last mate is "the country" and we pick up 'Q' from Line 62 and count. Type Q=115:GOSUB4, press ENTER and run. Whew!

It is suggested that you advance from division to division until you feel comfortable with this system. Once you get it under your belt, you can figure out the operating line completely before you check it out.

Did you notice the need to use CLEAR when working on a long text line?

Let's consider the case of differing word order between languages.

Type 10 CLSZ:GOTOB0. Key in lines 7, 70 and 71. List lines 70 and 71. "Om" means "man" and "crud" means "cruel." If we choose to break after "om," we find the word "man" is further in the sentence and we have a new problem: to pluck out "man" without "the cruel." We must use a new stratagem to produce parallel definitions.

We could chicken out and make the break end after "crud" and "man" respectively, but we won't.

Look at Line 7. This GOSUB allows us to display X\$ as usual. We use MID\$ to pull out the word we want and display

it first. MID\$(Y\$,Q,R) tells us that from a specified point, 'Q', in the body, MID\$, of sentence Y\$, we want to display 'R' characters/spaces.

First, recall that we pushed down Line 61 64 spaces to Y+64. Since we are returning to a normal line, we must return 'Y' to its usual value. We must begin Line 72 with either Y=Y-64 or Y=225. Otherwise, as we add numerous program segments, some of which will be overly long text lines, Y\$ will be displayed lower and lower and eventually drift completely off the screen, due to a cumulative error.

This mistake may lie dormant while you are creating the program, but after you finalize it, it pops up to haunt you.

Back to work! We determine the value of 'P', 5. Type 72 Y=225:P=5:. Do not press ENTER yet. Note the following procedure carefully: The word we want to appear first is "man" with its leading and following blank spaces (for aesthetic reasons). Since it is in the body of the sentence we must determine the values of MID\$(Y\$,Q,R).

We count on the screen from the invisible vertical line, the number of spaces up to and including the last letter of the word in front of the word we are

targeting. It is the 'L' in "cruel," 11 spaces. This is our offset 'Y' value, Y=Y+11. Add Y=Y+11:. 'Q' is always one number higher than the offset 11. Add Q=12:. To figure out 'R', count, starting at 'Q', the number of spaces to be displayed (six). Add R=6:. To activate MID\$(Y\$,12,6), we tack on GOSUB7: and press ENTER. Run it, press BREAK and list lines 70 and 71. Edit Line 72 and enter X.

We must return to the beginning of Y\$ to display "the cruel." We reduce 'Y' by the amount of the offset, 11. Add Y=Y-11:. We are ready to work up the next word(s). The break in X\$ is the space after "crud," whose 'P' value is 11. There are a variety of ways to pick up 'Q'. To be safe, count from the starting quote up to and including the space after "cruel" (even though this last space is already displayed), Q=12. Type P=11:Q=12:GOSUB2:. Press ENTER and run.

The next division is after "ishi" and "himself." Press BREAK and list lines 70 and 71. Edit Line 72 and enter X. Type P=15:Q=26:GOSUB2: and press ENTER. Run it and press BREAK. List lines 70 and 71. Edit Line 72 and enter X.

Next, we will break after "ucise" and

Personal Stationery for Personal Computers

Now, a unique quality stationery for the personal computer user.

Perfect for letters, thank you notes and correspondence of all types.

Give your computer correspondence the personal touch.

- Designed, continuous feed, Classic® Laid and Linen stationery.
- Dozens of pre-printed designs available.
- The perfect gift for all personal computer users, family, friends, business associates and children.

Write Today for Free Sample and Brochure

hi-tech Stationery
5901 Warner Ave. Suite 270-B
Huntington Beach, CA 92649



h i - t e c h
Stationery

Quality Stationery for Personal Computers

Listing 1: LANGTUT1

```

Ø 'LISTING1
1 X=97:Y=225:Z=RND(7)+1:IF Z=6 G
OTO1 ELSE GOTO1Ø
2 PRINT@X,LEFT$(X$,P);:EXEC44539
:PRINT@Y,LEFT$(Y$,Q);:EXEC44539:
RETURN
3 P=159:Q=159:PRINT@X,LEFT$(X$,P
);:EXEC44539:PRINT@Y,LEFT$(Y$,Q)
;:Z=RND(7)+1:EXEC44539:CLSZ:RETU
RN
4 GOSUB2:GOSUB3:RETURN
5 P=159:PRINT@X,LEFT$(X$,P);:EXE
C44539:CLSZ:RETURN
7 PRINT@X,LEFT$(X$,P);:EXEC44539
:PRINT@Y,MID$(Y$,Q,R);:EXEC44539
:RETURN
8 P=159:Q=P:PRINT@X,LEFT$(X$,P);
:PRINT@Y,LEFT$(Y$,Q);:EXEC44539:
CLSZ:RETURN
1Ø CLSZ:GOTO2Ø
2Ø X$=" CEI CARE ASCULT@ 'NVA^@
. "
21 Y$=" THOSE WHO LISTEN LEARN.
"
22 GOSUB3
3Ø X$=" PUN O CARTE PE UN RAFT.
"

```


Computerware's Products of the Month

C.E.O. The Complete Electronic Organizer by Warren Ulrich III

**\$10.00
off**

With the **C.E.O.** desktop software, your CoCo becomes your own personal administrative assistant. Screens show in an easy to read hires display with upper and lower case. The icons [pictures for commands] make it simple and fun to use.

Using the **Date Book**, you can keep track of special occasions, memos, and hourly notes that can be printed or displayed as a daily schedule, or for a whole week. The **Calculator** allows you to do quick computations. Let the accurate real-time **Clock** help keep you on time. It beeps every hour, and also has a convenient alarm that you can set to remind you of those important appointments. The **Phone Directory** can keep up to 194 entries of names and phone numbers. Instead of jotting down notes on small pieces of paper than can get lost, use the **Freeform File Drawer** to write messages. Your notes will be neatly organized and saved for instant retrieval.

You can display or print any of your entries upon request. **C.E.O.'s** mini-formatter prints everything in an easy-to-read style. **\$49.95**

**Requires 64K, at least one disk drive.
Supports dual drives when available.**



Pro Golf by John Sandberg

**\$5.00
off**

Tee off with this great simulation of America's most played sport. **Pro Golf** offers practice sessions on the Putting Green and the Driving Range before you go to play either the front or back nine. You'll face real situations like wind factor, lies in the rough or out-of-bounds, trees, water traps, and more! **Pro Golf** provides an entertaining challenge to the beginner as well as the pro, with 36 holes to practice on. **\$29.95**

Requires 32K, Disk, Extended Basic

Monitors



NAP Monochrome Monitors

The 20 mhz band width, 800 line resolution, and 80 x 25 display insure a crisp picture. The non-glare screen and streamlined style is also attractive. Plus—it has audio input. Green 12" Amber 12"

**\$105.00
plus \$5 shipping**

SAKATA Color Monitor

Beautiful 13" color display with 280 x 300 line resolution. Includes composite video color and audio.

\$175 plus \$15 shipping

Universal Video Plus composite video interface for all Color Computers!

We would like you to look at our **Universal Video Plus** and would dare you to compare it with any other video interface. We feel confident that you will see that it is the **best product** and the **best buy** in CoCo monitor drivers ever!

- The Universal Video Plus works with **every CoCo**. Easy-to-follow, **clear instructions** are included.
- **All cables** (audio & video) are included. No need to buy extenders or extra cables as required by other drivers.
- **Heavy duty construction**, evidenced by sturdy leads and connectors.
- **Shielded audio & video cables** insure that no extra RF interference is introduced from the Universal Video Plus, unlike other interfaces.
- The **adjustment** pot on the Universal Video Plus makes it **easy to optimize** the video signal for each computer. You don't have to modify your computer to get good display!
- Our advanced design gives the **highest quality display**.
- **Installation is easy**. There is no soldering and no dismantling of the RF shield.

Universal Video Plus

\$34.95



Treasure of the Aztecs

by Scott Cabit

**\$5.00
off**

You take a small force to search the jungles in hopes of finding the missing **Treasure of the Aztecs**. While following a faint trail, your team is ambushed by Aztec warriors. You awaken after the battle, alone and disoriented. Can you, a lone soldier, survive the perils of the jungle...and rediscover the **Treasure of the Aztecs**?

This unique graphics adventure features special sound effects and four voice music. There are over 50 hires graphic screens, and it allows use of the Radio Shack SSC Speech Cartridge!

Requires 64K

Cassette \$24.95 Disk \$27.95

**\$5.00
off**

Escape : 2012

by BJ Chambless

In the great tradition of outer space adventure, we present **Escape: 2012**. While on a mission for the United Earth Forces, you've been captured behind enemy lines. As a prisoner of war, you must escape! In this graphics adventure there are over 35 objects to deal with, 137 rooms arranged in a 3 dimensional maze of 4 levels to traverse, and at least 2 arcade sequences to master before you can proceed. The graphics and action are superb!

Cassette \$24.95

Requires 64K

Disk \$27.95

Computerware is a federally registered trademark of Computerware.
Canadian distribution by Kelly Software,
Box 11932, Edmonton, Alberta, T5J 3L1

Free Catalog!!

- pages of hardware
- over 50 software products
- informative articles & product reviews
- monitors, disk drives, modems, printers, joysticks, & more.
- business applications, OS-9 software, personal productivity tools, games, & more

send for our free catalog & get \$3 off with this coupon.



Call or Write to:



COMPUTERWARE® (619) 436-3512

Box 668 • Encinitas, CA • 92024

Name _____
Address _____
City _____ State _____ Zip _____
Yes! Send me your FREE catalog! CoCo
VISA MasterCard
Card # _____ Exp: _____
Signature _____

Item	Format	Price

Shipping _____ 6% Calif. Sales Tax _____
Surface — \$2 minimum. COD Add \$5 _____
2% for orders over \$100 Shipping* _____
Air or Canada — \$5 minimum. TOTAL _____
5% for orders over \$100
Checks are delayed for bank clearance

"killed." Type P=21:Q=34:GOSUB2: . Note that we pick up 'Q' at number 32, the invisible vertical line. We won't run this one.

We decide to put on "dushmanii" and "the enemy" next. The phrase, "f@r@mil@" and "without pity" will be put on as a unit. That being our plan, we are alert to the fact that we are calculating the next to last 'P' and 'Q' values. We know that "dushmanii" is the last word on the row, so we use the right margin number, 31, or P=31. We pick up our count from the last 'Q' value in Line 72 and count it out, 44. Type P=31:Q=44:GOSUB4. Press ENTER and run.

Checking out our handiwork, I see that we could have placed parentheses around "himself" because we don't usually use the reflexive pronoun in this context. You may want to alter Line 71 to do so. Be warned, some of your 'Q' values will have to be revised. In fact, you should be eager to work it out. Refer to Listing 2, lines 71 and 72 to see if you got the same answer. It is not necessary to copy this listing.

That was the good news. Now, here is the bad news. Lines 70 through 72 present another problem that I neatly side-stepped.

From Listing 2, list lines 70 and 71. Key in the lines as lines 80 and 81. Now list 80 and 81. Aside from the fact that the word order is different, the equivalent of "om" is "the man," not "man." This is a split-section. This creates a new problem that occurs frequently in German verbs. Note the sentence "Ich mache das fenster zu" where "zumachen," meaning "to shut," is split — "mache---zu."

The definite article is separated from the noun in Line 81. Rather than work out both the inverted word order and the split-section at the same time, we solved one problem, and now we'll try both.

Key in Line 9. This GOSUB displays X\$ up to the break; Y\$, to the first break at 'Q'; then it skips to a second location (Y+A+1) and pulls the balance out of the body of the sentence.

GOSUB9 handles the split-section in the second language. If you need it for the first language, your project is to modify this line. If you can't dream up a demo sentence to check it out, then make the contents of Line 80 Y\$ and X\$ in Line 81.

The 'P' value of "om" is five. The 'Q' value of "the" is six. Count to the last

letter of the last word in front of the target "man," 11, which is 'A'. 'B' is always the next space. B=12 and 'R' is the number of spaces to be displayed, six.

Type 82 P=5:Q=6:A=11:B=12:R=6:GOSUB9, press ENTER. Run it and press BREAK.

Figure out the next break, "crud"—"cruel," P=11 and Q=12. Edit Line 82, press X and ENTER, then type P=11:Q=12: . Since we already displayed the various parts in the last segment (lines 70 through 72) let's cut the agony and finish. Type GOSUB4 and run it.

As usual, there is an easier version of GOSUB9, but it is not consistent with our rigid demo format. Lines 100 through 142 contain a few more sentences. They are a bonus for the dedicated programmer to study or work through for practice.

You can delete lines 20 through 142 and use this program as a core to translate sentences in some other language. This program is great for self-study. Crack open a conversational grammar and sharpen your programming skills while painlessly absorbing a foreign vocabulary. □

```

31 Y$=" I PUT A BOOK ON A SHELF
"
32 GOSUB3
40 X$=" NE VOM DUCE M'INE DIMIN
EA^@. "
41 Y$=" WE SHALL GO TOMORROW MO
RNING. "
42 P=5:Q=P:GOSUB2:P=9:Q=11:GOSUB
2:P=14:Q=P:GOSUB2:P=20:Q=23:GOSU
B4
50 X$=" PE GEORGE 'L DOARE CAPU
L. ":GOSUB5
51 Y$=" AS FOR GEORGE, HE HURTS
THE HEAD. ":GOSUB8
52 Y$=" GEORGE (HE) HAS A HEADA
CHE. ":GOSUB3
53 P=12:Q=9:GOSUB4
60 X$=" DOMNITORUL VLAD ^EPE$ S
E URC@PE TRONUL ^ARII ROM'NE$TI
'N AN-UL 1436 $I 'NCERC@ S@ SCAP
E ^ARADE TURCI. "
61 Y$=" THE RULER, VLAD TSEPESH
, AS- CENDED TO THE THRONE OF WA
LLA- CHIA IN THE YEAR 1436 AND
TRIED TO FREE THE COUNTRY FROM T
HE TURKS. "
62 Y=Y+64:P=24:Q=27:GOSUB2:P=31:
Q=38:GOSUB2:P=41:Q=52:GOSUB2:P=5
7:Q=68:GOSUB2:P=71:Q=85:GOSUB2:P
=82:Q=95:GOSUB2:P=91:Q=103:GOSUB

```

```

2:P=95:Q=115:GOSUB4
70 X$=" OM CRUD, '$I UCISE DU$M
ANII F@R@ MIL@. "
71 Y$=" THE CRUEL MAN, HIMSELF,
KILL-ED THE ENEMY WITHOUT PITY.
"
72 Y=225:P=5:Y=Y+11:Q=12:R=6:GOS
UB7:Y=Y-11:P=11:Q=12:GOSUB2:P=15
:Q=26:GOSUB2:P=21:Q=34:GOSUB2:P=
31:Q=44:GOSUB4
990 'GOTO990
999 CLSZ:PRINT@10," REPEATING..
";:FOR S=1 TO 1000:NEXT:GOTO20

```

Listing 2: LANGTUT2

```

0 'LISTING2
1 X=97:Y=225:Z=RND(7)+1:IF Z=6 G
OTO1 ELSE GOTO10
2 PRINT@X,LEFT$(X$,P);:EXEC44539
:PRINT@Y,LEFT$(Y$,Q);:EXEC44539:
RETURN
3 P=159:Q=159:PRINT@X,LEFT$(X$,P
);:EXEC44539:PRINT@Y,LEFT$(Y$,Q)
;:Z=RND(7)+1:EXEC44539:CLSZ:RETU
RN
4 GOSUB2:GOSUB3:RETURN
5 P=159:PRINT@X,LEFT$(X$,P);:EXE
C44539:CLSZ:RETURN
7 PRINT@X,LEFT$(X$,P);:EXEC44539

```



```

:PRINT@Y,MID$(Y$,Q,R);:EXEC44539
:RETURN
8 P=159:Q=P:PRINT@X,LEFT$(X$,P);
:PRINT@Y,LEFT$(Y$,Q);:EXEC44539:
CLSZ:RETURN
9 PRINT@X,LEFT$(X$,P);:EXEC44539
:PRINT@Y,LEFT$(Y$,Q);:PRINT@Y+A,
MID$(Y$,B,R);:EXEC44539:RETURN
10 CLSZ:GOTO20
20 X$=" CEI CARE ASCULT@ 'NVA^@
. "
21 Y$=" THOSE WHO LISTEN LEARN.
"
22 GOSUB3
30 X$=" PUN O CARTE PE UN RAFT.
"
31 Y$=" I PUT A BOOK ON A SHELF
. "
32 GOSUB3
40 X$=" NE VOM DUCE M'INE DIMIN
EA^@. "
41 Y$=" WE SHALL GO TOMORROW MO
RNING."
42 P=5:Q=P:GOSUB2:P=9:Q=11:GOSUB
2:P=14:Q=P:GOSUB2:P=20:Q=23:GOSU
B4
50 X$=" PE GEORGE 'L DOARE CAPU
L. ":GOSUB5
51 Y$=" AS FOR GEORGE, HE HURTS

```

```

THE HEAD. ":GOSUB8
52 Y$=" GEORGE (HE) HAS A HEADA
CHE. ":GOSUB3
53 P=12:Q=9:GOSUB4
60 X$=" DOMNITORUL VLAD ^EPE$ S
E URC@PE TRONUL ^ARII ROM'NE$TI
'N AN-UL 1436 $I 'NCERC@ S@ SCAP
E ^ARADE TURCI. "
61 Y$=" THE RULER, VLAD TSEPESH
, AS- CENDED TO THE THRONE OF WA
LLA- CHIA IN THE YEAR 1436 AND
TRIED TO FREE THE COUNTRY FROM T
HE TURKS. "
62 Y=Y+64:P=24:Q=27:GOSUB2:P=31:
Q=38:GOSUB2:P=41:Q=52:GOSUB2:P=5
7:Q=68:GOSUB2:P=71:Q=85:GOSUB2:P
=82:Q=95:GOSUB2:P=91:Q=103:GOSUB
2:P=95:Q=115:GOSUB4
70 X$=" OM CRUD, 'SI UCISE DUSM
ANII F@R@ MIL@. "
71 Y$=" THE CRUEL MAN, (HIMSELF
), KILLED THE ENEMY WITHOUT P
ITY. "
72 Y=225:P=5:Y=Y+11:Q=12:R=6:GOS
UB7:Y=Y-11:P=11:Q=12:GOSUB2:P=15
:Q=28:GOSUB2:P=21:Q=38:GOSUB2:P=
31:Q=48:GOSUB4
80 X$=" OM CRUD, 'SI UCISE DUSM
ANII F@R@ MIL@. "

```

Cosmos
COMPUTER SERVICES, INC.
P.O. Box 156 620 Stuart St.,
Green Bay, WI 54301 (414) 432-4635



- SERIAL TO PARALLEL CONVERSION
- 110 TO 19,200 BAUD, 7 OR 8 BIT
- 8K BYTES STANDARD BUFFER (USER EXPANDABLE TO 32K IN 8K STEPS)
- COPY/CLEAR, LED PUSH BUTTON (MULTIPLE COPIES)
- MODEM SWITCH AND ALL CABLES
- COMPLETE WITH POWER PAK AND SIMPLE INSTRUCTIONS
- WORKS WITH ANY PARALLEL PRINTER OR YOUR MONEY BACK
- HIGHEST QUALITY CONSTRUCTION, TWO-YEAR WARRANTY

IF YOU'D RATHER BE USING YOUR COMPUTER THAN WAITING FOR YOUR PRINTER THE WAIT IS OVER.



NO SURCHARGE FOR CREDIT CARDS

Shipping Included!

Reviewed in Dec. 1985 Rainbow

Dealer Inquiries on Company Letterhead invited.

Authorized Star Micronics Service Center * Call for return authorization number.

THE WAITING IS OVER!

THE SUPER COSMOS CONNECTION
SERIAL TO PARALLEL CONVERTER WITH BUFFER!

YOU JUST CAN'T BUY A BETTER
SERIAL/PARALLEL CONVERTER!
ORDER YOURS TODAY

- 8K SUPER COSMOS CONNECTION

— ONLY \$129.95 —

8K RAM CHIP SOLD SEPARATELY - \$15.95 each
3 FOR \$42.95

16K VERSION - \$144.95

24K VERSION - \$154.95

32K VERSION - \$169.95

TEST RESULTS: (19,056 BYTE PROGRAM
LISTING AT 9600 BAUD.)

32K SUPER COS-CON
36.8 Seconds

OTHER INTERFACE
4 min. 59.8 sec.

8K SUPER COSMOS CONNECTION
AND STAR SG-10 PRINTER
\$379.00 Package S&H Included!


```

81 Y$=" THE CRUEL MAN, (HIMSELF
), KILLED THE ENEMY WITHOUT P
ITY. "
82 P=5:Q=6:A=11:B=12:R=6:GOSUB9:
P=11:Q=12:GOSUB4
100 PRINT@5, "THE REST OF THE ST
ORY ";
101 X$=" PE MUL^I 'I ^RASE 'N ^
EAP@. "
102 Y$=" MOST OF THEM, (THEM) H
E IM- PALED. "
103 P=11:Q=16:GOSUB2:P=14:Q=23:G
OSUB4
110 X$=" DE ACEEA FU PORECLIT V
LAD ^EPE$ SAU VLAD DRACUL. "
111 Y$=" BECAUSE OF THIS HE WAS
NICK- NAMED VLAD THE IMPALER OR
VLAD THE DEVIL. "
112 P=11:Q=18:GOSUB2:P=14:Q=25:G
OSUB2:P=23:Q=37:GOSUB2:P=37:Q=54
:GOSUB4
120 X$=" MAI T'RZIU, 'N SECOLUL
XIX, UN SCRIITOR BRITANIC BRAM
STOKERSCRISE ROMANUL DRACULA CA
RE SE PETRECEA 'N TRANSILVANIA.
"
121 Y$=" MUCH LATER, IN THE 19T
H CEN- TURY, A BRITISH WRITER, B
RAM STOKER, WROTE THE NOVEL,

```

```

'DRA- CULA', WHICH TOOK PLACE I
N TRAN-SYLVANIA. "
122 Y=Y+64:P=14:Q=P:GOSUB2:P=31:
Q=37:GOSUB2:P=43:Q=39:A=46:B=47:
R=9:GOSUB9:P=52:Q=47:GOSUB2:P=63
:Q=71:GOSUB2:P=70:Q=77:GOSUB2:P=
86:Q=102:GOSUB2:P=91:Q=108:GOSUB
2:P=104:Q=119:GOSUB4
130 X$=" ACEST SCRIITOR C@L@TOR
I 'N TRANSILVANIA $I AUZI DE V
LAD DRACUL. "
131 Y$=" THIS WRITER TRAVELED I
N TRAN-SYLVANIA AND HEARD ABOUT
VLAD THE DEVIL. "
132 Y=225:P=17:Q=14:GOSUB2:P=26:
Q=23:GOSUB2:P=44:Q=40:GOSUB2:P=5
5:Q=56:GOSUB4
140 X$=" DUPE AL C@RUI NUME ALE
SE TITLUL ROMANULUI S@U. "
141 Y$=" ACCORDING TO WHOSE NAM
E HE CHOSE AS THE TITLE OF HIS
NOVEL. "
142 P=7:Q=15:GOSUB2:P=16:Q=21:GO
SUB2:P=21:Q=26:GOSUB2:P=31:Q=37:
GOSUB2:P=38:Q=50:GOSUB2:P=48:Q=5
3:A=56:B=57:R=7:GOSUB9:GOSUB3
990 'GOTO990
999 CLSZ:PRINT@10," REPEATING..
";:FOR S=1 TO 1000:NEXT:GOTO200

```

About Your Subscription

Your copy of THE RAINBOW is sent second class mail. If you do not receive your copy by the 5th of the month of the publication date, send us a card and we will mail another. Canadian subscribers and foreign airmail allow two additional weeks.

You must notify us of a new address when you move. Notification should reach us no later than the 15th of the month prior to the month in which you change your address. Sorry, we cannot be responsible for sending another copy when you fail to notify us.

Your mailing label also shows an "account number" and the subscription expiration date. Please indicate this account number when renewing or corresponding with us. It will help us help you better and faster.

For Canadian and other non-U.S. subscribers, there may be a mailing address shown that is different from our editorial office address. Do not send any correspondence to that mailing address. Send it to our editorial offices at Falsoft, Inc., The Falsoft Building, P.O. Box 385, Prospect, KY 40059. This applies to everyone except those whose subscriptions are through our distributor in Australia.

About The One-Liner Contest

THE RAINBOW'S One-Liner Contest has now been expanded to include programs of either one or two lines. This means a new dimension and new opportunity for those who have "really neat" programs that simply just won't fit in one line.

Here are the guidelines: The program must work in Extended BASIC, have only one or two line numbers and be entirely self-contained — no loading other programs, no calling ROM routines, no poked-in machine language code. The program has to run when typed in directly (since that's how our readers will use it). Make sure your line, or lines, aren't packed so tightly that the program won't list completely. Finally, any instructions needed should be very short.

Send your entry (preferably on cassette) to:

THE RAINBOW One-Liner Contest
P.O. Box 385
Prospect, KY 40059

Radio Shack has the best



A



B



C



D

...of everything.

Accessories can make the difference between just a computer and an *efficient* computer system. That's why Radio Shack offers a wide selection of accessories that make the most of your Color Computer.

Save valuable time with the Multi-Pak Interface (A, \$99.95). It connects up to four Program Pak™ cartridges so you can change programs quickly and easily. You can change between slots with the built-in selector switch, or under program control.

If you like being a winner, then this is the fast-action joystick for you! With 360° movement and single-shot control, these joysticks give you the advantage every time (B, Pair-\$19.95).

With our FD-501 Thinline Disk Kit (C, \$299.95) you can turn your Color Computer with Extended BASIC into a full-fledged disk system. Because the Kit comes complete and ready to run—all you have to do is plug it in and you'll have 156,672 characters of user storage per 5¹/₄" diskette.

Need the ultimate in storage capabilities? Then the Hard Disk Interface (not shown, \$129.95) can give you just that.

Want quick and accurate control? Let our Color Mouse (D, \$49.95) scurry across your tabletop to accurately position the computer's cursor movement.

Radio Shack has the right accessories for your Color Computer!

Radio Shack®
The Technology Store™

A DIVISION OF TANDY CORPORATION

Send me an RSC-17 Computer Catalog.

Radio Shack, Dept. 87-A-22
300 One Tandy Center
Fort Worth, TX 76102

Name _____

Address _____

City _____

State _____ ZIP _____

Phone _____

Prices apply at Radio Shack Computer Centers and participating Radio Shack stores and dealers. Components pictured with accessories not included.

Is your skill and courage enough to save the Earth from . . .

Can be modified for 16K ECB

The Evil Tyrant Star Lord

By Raju Dash

You are the last hope for your people. Ever since those dreaded aliens arrived, they have caused nothing but destruction. You are in command of the last surface laser cannon. You must use this powerful weapon to destroy the merciless attackers. If you fail, the tyrant Star Lord will enslave your people. It's up to you!

You must position the laser turret and try to hit the attacking alien ship. If the alien ship hits you with one of its bullets, you lose one shield. At the beginning of *Starlord* you have three shields. An indicator in the top right-hand corner of the screen displays the last three shields you have. (It is possible to have more than three shields, but only the last three are indicated.)

The flat land on which your turret moves (the yellow strip of land) protects you from incoming bullets. However, alien ships slowly destroy the earth below as they descend toward the bottom of the screen. If you collide with one of the aliens, you lose a shield. In

order to advance to the next skill level, you must destroy one full squadron (16 ships). You are rewarded with a shield.

The screen clears and a new, flickering type of ship starts descending toward the ground. It is important that it be shot before it reaches the ground. If it lands, you will not advance to the next skill level; rather you will have to fight another squadron from the same skill level. The number of ships and the speed of the game increases as the skill level increases.

When you lose all of your shields, the program displays the title screen. At the top of the screen, the high score is displayed, and at the bottom right, the most recent score is shown. At the bottom left is the current skill level. Unless the Reset button is pressed, you continue playing from the skill level on which you died. This way you do not have to repeat the screens you completed before. While the program runs, you may pause execution by pressing the BREAK key. To restart press ENTER.

The program allows either joystick or keyboard input. Simply press 'J' or 'K' from the title screen to make a selection. If you choose the joystick option, use the right joystick to move and the button to fire. For the keyboard option, use the left- and right-arrow keys to move and the space bar to fire.

Raju Dash is a senior at Downers Grove North High School in Illinois. He started programming in BASIC on a 4K Color Computer five years ago and has progressed to programming in assembly language on a 64K CoCo 2.

Radio Shack's Color Computer 2[®]

SAVE ON OUR BEST!

64K Memory! Extended BASIC! Cut \$40...new low price \$159.95

The Color Computer 2 is an affordable computer that allows you to write programs tailored to your personal and household needs. It's ideal for small-business and professional uses alike. With the built-in Extended BASIC language, you can access 32,000 characters of memory. To access the full 64K memory, simply add a

disk drive and the optional OS-9 disk operating system.

The powerful Color Computer 2 (26-3127, was 199.95 in Cat. RSC-16) creates detailed color graphics from simple, one-line commands, and is ideal for drawings, designs, charts, engineering diagrams and even animation!

Ready-to-run software can help you set up personal and household budgets, create a household inventory, keep track of your investments, write letters and reports and record recipes.

With a wide range of educational software available, your children can use the Color Computer 2 to help strengthen their math, spelling and reading skills. The family can even play exciting computer games. The system attaches to any TV and is easily expanded.

Get the Color Computer 2 and your family will immediately start to enjoy the advantages of home computing . . . together!



Radio Shack[®]
The Technology Store[™]

A DIVISION OF TANDY CORPORATION

Send me a new
RSC-17 Computer Catalog

Mail To: Radio Shack, Dept. 87-A-22A
300 One Tandy Center, Fort Worth, Texas 76102

Name _____
Company _____
Address _____
City _____
State _____ ZIP _____
Telephone _____

TV not included. Price applies at Radio Shack Computer Centers and at participating Radio Shack stores and dealers. OS-9/TM Microware and Motorola.

After typing in the BASIC loader for *Starlord*, save it to disk or tape. Then perform a cold start on your computer. Type in POKE 25,57:POKE 14592,0:NEW to reserve room for the assembled program. Now CLOAD the BASIC loader back into the computer. If you want to save the program as a binary file, delete Line 50. Run the program. In approximately 30 seconds the program will execute. If you deleted Line 50, the computer simply prints OK when it is finished poking the data into memory. Now you can save it. Type CSA VEM"STARLORD",10240,14430,12174 to save the program as a binary file.

Now all you have to do is CLOADM and EXECute to run the program. The program runs on any Color Computer with 32K memory. Since the assembled version will run on a 16K system, the easiest way to load the program would be to make a binary file of it on a 32K system and then load the machine language code on the 16K system. (The BASIC loader takes up a little over 16K.) Another, more tedious method, would be to break the loader up into several short BASIC loaders, each loading a part of the total program. Then, once the entire program has been poked into memory, it can be saved as a binary file.

This process is tricky, so be cautious. *Starlord* is a very exciting game particularly at the higher skill levels. Here's a tip: A bullet takes longer to hit a ship that is higher up so you must fire in advance of the ship in order to hit it. Hitting ships becomes easier at the higher skill levels because the entire game executes faster. I will be happy to answer any questions that may arise. Have fun!

(Questions about this program may be directed to Mr. Dash at 1490 Golden Bell Ct., Downers Grove, IL 60515, 312-960-0428. Please enclose an SASE when writing.)


18034	165076	2830162	434044
370153	1760198	29805	4490169
560161	1850161	3130213	47001
74055	19500	328063	4870122
870134	2060236	3430126	5020254
108067	2160126	3590216	5170165
121033	2260144	374048	END149
1330167	2360152	3890154		
1430197	2530119	4040115		
1530234	2680222	419017		

The listing: STARLORD

```

5 '**basic loader for StarLord
7 'be sure to POKE 25,57 before
loading!!
10 FOR I= 10240 TO 14430
20 READ X
30 POKE I,X
40 NEXT I
50 EXEC 12174
60 DATA 32,33,35,37,39,41,43,45
70 DATA 46,48,50,51,53,54,55,57
80 DATA 58,59,60,60,61,62,62,63
90 DATA 63,63,63,63,63,63,62,62
100 DATA 61,60,60,59,58,57,56,55
110 DATA 54,53,51,50,49,48,46,45
120 DATA 44,43,41,40,39,38,37,35
130 DATA 34,33,32,32,31,30,29,29
140 DATA 28,28,28,27,27,27,27,27
150 DATA 27,27,28,28,28,29,29,30
160 DATA 30,31,32,32,33,34,35,36
170 DATA 36,37,38,39,39,40,41,42
180 DATA 42,43,43,44,44,45,45,45
190 DATA 45,45,45,45,45,45,45,45
200 DATA 44,44,43,43,42,41,41,40
210 DATA 39,38,37,36,35,35,34,33
220 DATA 32,30,29,28,28,27,26,25
230 DATA 24,23,22,22,21,20,20,19
240 DATA 19,18,18,18,18,18,18,18
250 DATA 18,18,18,18,19,19,20,20
260 DATA 21,21,22,23,24,24,25,26
270 DATA 27,27,28,29,30,31,31,32
280 DATA 33,33,34,34,35,35,35,36
290 DATA 36,36,36,36,36,36,35,35
300 DATA 35,34,34,33,32,31,31,30
310 DATA 29,28,26,25,24,23,22,20
320 DATA 19,18,17,15,14,13,12,10
330 DATA 9,8,7,6,5,4,3,3
340 DATA 2,1,1,0,0,0,0,0
350 DATA 0,0,1,1,2,3,3,4
360 DATA 5,6,8,9,10,12,13,15

```



37Ø DATA 17,18,2Ø,22,24,26,28,3Ø
 38Ø DATA 32,34,37,39,42,44,46,48
 39Ø DATA 5Ø,52,54,56,57,59,6Ø,61
 4ØØ DATA 62,62,63,63,63,63,63,62
 41Ø DATA 62,61,6Ø,59,58,57,56,55
 42Ø DATA 54,52,51,5Ø,48,47,46,44
 43Ø DATA 43,42,41,4Ø,39,38,38,37
 44Ø DATA 36,36,36,35,35,35,35,35
 45Ø DATA 35,35,35,35,35,35,35,36
 46Ø DATA 36,36,36,36,36,37,37,37
 47Ø DATA 37,37,37,37,37,37,36,36
 48Ø DATA 36,36,36,36,36,35,35,35
 49Ø DATA 35,35,35,34,34,34,34,34
 5ØØ DATA 34,34,34,34,34,34,34,34
 51Ø DATA 34,34,34,34,34,34,34,34
 52Ø DATA 34,34,34,34,34,34,34,34
 53Ø DATA 33,33,33,33,33,32,32,32
 54Ø DATA 32,31,31,31,3Ø,3Ø,3Ø,3Ø
 55Ø DATA 3Ø,29,29,29,29,29,29,29
 56Ø DATA 29,29,29,29,29,29,29,29
 57Ø DATA 29,29,29,29,29,29,29,29
 58Ø DATA 29,29,29,29,29,29,28,28
 59Ø DATA 28,28,28,28,27,27,27,27
 6ØØ DATA 27,27,27,26,26,26,26,26
 61Ø DATA 26,26,26,26,27,27,27,27
 62Ø DATA 27,27,28,28,28,28,28,28
 63Ø DATA 28,28,28,28,28,28,27,27
 64Ø DATA 27,26,25,25,24,23,22,21
 65Ø DATA 2Ø,19,17,16,15,13,12,11
 66Ø DATA 9,8,7,6,5,4,3,2
 67Ø DATA 1,1,Ø,Ø,Ø,Ø,Ø,1
 68Ø DATA 1,2,3,4,6,7,9,11
 69Ø DATA 13,15,17,19,21,24,26,29
 7ØØ DATA 32,33,34,35,36,37,39,4Ø
 71Ø DATA 41,42,43,44,45,46,47,48
 72Ø DATA 49,5Ø,51,52,53,54,55,56
 73Ø DATA 56,57,58,58,59,59,6Ø,6Ø
 74Ø DATA 61,61,62,62,62,62,63,63
 75Ø DATA 63,63,63,63,63,63,63,63
 76Ø DATA 62,62,62,62,61,61,61,6Ø
 77Ø DATA 6Ø,59,59,58,58,57,57,56
 78Ø DATA 56,55,54,54,53,52,52,51
 79Ø DATA 5Ø,5Ø,49,48,48,47,46,46
 8ØØ DATA 45,44,44,43,42,42,41,41
 81Ø DATA 4Ø,39,39,38,38,37,37,37
 82Ø DATA 36,36,35,35,35,34,34,34
 83Ø DATA 33,33,33,33,33,32,32,32
 84Ø DATA 32,32,32,32,32,32,32,31
 85Ø DATA 31,31,31,31,31,31,31,31
 86Ø DATA 32,32,32,32,32,32,32,32
 87Ø DATA 32,32,31,31,31,31,31,31
 88Ø DATA 31,31,31,31,3Ø,3Ø,3Ø,3Ø
 89Ø DATA 3Ø,29,29,29,28,28,28,27
 9ØØ DATA 27,26,26,26,25,25,24,24
 91Ø DATA 23,22,22,21,21,2Ø,19,19
 92Ø DATA 18,17,17,16,15,15,14,13
 93Ø DATA 13,12,11,11,1Ø,9,9,8
 94Ø DATA 7,7,6,6,5,5,4,4
 95Ø DATA 3,3,2,2,2,1,1,1

96Ø DATA 1,Ø,Ø,Ø,Ø,Ø,Ø,Ø
 97Ø DATA Ø,Ø,Ø,1,1,1,1,2
 98Ø DATA 2,3,3,4,4,5,5,6
 99Ø DATA 7,7,8,9,1Ø,11,12,13
 1ØØØ DATA 14,15,16,17,18,19,2Ø,21
 1Ø1Ø DATA 22,23,24,26,27,28,29,3Ø
 1Ø2Ø DATA 32,32,33,34,35,35,36,37
 1Ø3Ø DATA 38,38,39,4Ø,41,41,42,43
 1Ø4Ø DATA 44,44,45,46,46,47,48,48
 1Ø5Ø DATA 49,5Ø,5Ø,51,51,52,53,53
 1Ø6Ø DATA 54,54,55,55,56,56,57,57
 1Ø7Ø DATA 58,58,59,59,59,6Ø,6Ø,6Ø
 1Ø8Ø DATA 61,61,61,61,62,62,62,62
 1Ø9Ø DATA 62,63,63,63,63,63,63,63
 11ØØ DATA 63,63,63,63,63,63,63,63
 111Ø DATA 62,62,62,62,62,61,61,61
 112Ø DATA 61,6Ø,6Ø,6Ø,59,59,59,58
 113Ø DATA 58,57,57,56,56,55,55,54
 114Ø DATA 54,53,53,52,51,51,5Ø,5Ø
 115Ø DATA 49,48,48,47,46,46,45,44
 116Ø DATA 44,43,42,41,41,4Ø,39,38
 117Ø DATA 38,37,36,35,35,34,33,32
 118Ø DATA 32,31,3Ø,29,28,28,27,26
 119Ø DATA 25,25,24,23,22,22,21,2Ø
 12ØØ DATA 19,19,18,17,17,16,15,14
 121Ø DATA 14,13,13,12,12,11,1Ø,1Ø
 122Ø DATA 9,9,8,8,7,7,6,6
 123Ø DATA 5,5,4,4,4,3,3,3
 124Ø DATA 2,2,2,2,1,1,1,1
 125Ø DATA 1,Ø,Ø,Ø,Ø,Ø,Ø,Ø
 126Ø DATA Ø,Ø,Ø,Ø,Ø,Ø,Ø,Ø
 127Ø DATA 1,1,1,1,1,2,2,2
 128Ø DATA 2,3,3,3,4,4,4,5
 129Ø DATA 5,6,6,7,7,8,8,9
 13ØØ DATA 9,1Ø,1Ø,11,12,12,13,13
 131Ø DATA 14,15,15,16,17,17,18,19

132Ø DATA 19,2Ø,21,22,22,23,24,25
 133Ø DATA 25,26,27,28,28,29,3Ø,31
 134Ø DATA Ø,255,Ø,255,75,255,Ø,255
 135Ø DATA Ø,255,Ø,255,Ø,255,Ø,255
 136Ø DATA Ø,255,Ø,255,Ø,255,Ø,52
 137Ø DATA 112,48,141,251,227,31,16,237
 138Ø DATA 14Ø,222,76,237,14Ø,223,76,237
 139Ø DATA 14Ø,224,76,237,14Ø,225,238,14Ø
 14ØØ DATA 228,134,63,183,255,35,55,6
 141Ø DATA 16,131,255,255,16,39,Ø,1ØØ
 142Ø DATA 237,14Ø,192,55,6,237,14Ø,192
 143Ø DATA 55,6,237,14Ø,192,55,6,237
 144Ø DATA 14Ø,192,55,2,167,14Ø,189,79
 145Ø DATA 95,237,14Ø,165,237,14Ø,167,237
 146Ø DATA 14Ø,169,237,14Ø,171,16,142,Ø

147Ø DATA 1Ø7,48,14Ø,148,166,148,171,152
 148Ø DATA 5,171,152,1Ø,171,152,15,183
 149Ø DATA 255,32,236,1,227,3,237,1
 15ØØ DATA 236,6,227,8,237,6,236,11
 151Ø DATA 227,13,237,11,236,136,16,227
 152Ø DATA 136,18,237,136,16,49,6,3,39
 153Ø DATA 2,32,2Ø6,1Ø6,141,255,17,38
 154Ø DATA 196,22,255,146,53,24Ø,4,25Ø
 155Ø DATA Ø,Ø,Ø,Ø,4,25Ø,1,6
 156Ø DATA Ø,Ø,Ø,Ø,Ø,6,Ø,1
 157Ø DATA 255,255,112,Ø,Ø,Ø,Ø,Ø
 158Ø DATA 112,Ø,1,3,Ø,3,Ø,4
 159Ø DATA Ø,3,Ø,2,255,255,3,Ø
 16ØØ DATA 8,Ø,8,Ø,3,Ø,2,8
 161Ø DATA Ø,1Ø,Ø,1Ø,Ø,8,Ø,3
 162Ø DATA 255,255,9,121,1Ø,21Ø,1,1,25Ø
 163Ø DATA 13,63,16,1Ø,32,11,112,13
 164Ø DATA 48,13,128,16,9,121,1Ø,21Ø

BEST

WE'VE CHOSEN THE BEST OF OVER 450 PROGRAMS AND PACKAGED THEM FOR YOU! 10 TO 12 PROGRAMS EACH PACKAGE. COLOR COMPUTER ONLY.

#1 Home Management I #2 Home Management II #3 Education

- | | | |
|--|---|---|
| Budget
Checkbook/Balancer
Cost of Living
Tinycalc
Electronic Datebook
Account Manager
Stock Market
Word Processor
Lottery Analyst
Coco Database
Coco Terminal
Bartender | Video Cassette Organizer
Home Product Evaluation
Electric, Gas & Water Cost
Baseball Manager
Car Manager
Ham Radio Log
Home Inventory
Personal Directory
Recipe Machine
Disk Labeler
Password Scrambler
Disk Directory Print | Flash Card
Spanish Lessons
Typing Tutor
Creativity Test
Arithmetic Football
Cost of Living
Math Tutors 1, 2
Trigonometry Tutor
Typing Game
Word Tests
Talking Alphabet
Clown Dunk Math |
|--|---|---|

#4 Adventures #5 Games #6 Utilities

- | | | |
|---|--|--|
| Treasures of Barsoom
Killer Mansion
College Adventure
Coco-Terrestrial
Escape
Zector
Skid Row
Quest
Naughide
Haunted House | Trek
Galactic Conquest
Warlords
The Power Sword
Steps
Robot Bomber
Force Field
Rat Attack
Caterpillar Cave
Meteor | Disk Dir Prot
Dir. Pack & Sort
Disk Zapper
Roll Out
Doss Boss
Disk Backup
51*24 Editor
51*24 Screen
Autocopy
Fastsort
I/O Error Ignorer
Text Screen Print |
|---|--|--|

Some of these programs above can sell for \$29.95 each



\$29.95 each
TAPE OR DISK
 ★★ SPECIAL ★★
BUY 2 PACKAGES AND GET THIRD ONE FREE

THE GREATEST SOFTWARE DEAL ON EARTH!

GET 12 DISKS OR TAPES A YEAR CONTAINING OVER 120 QUALITY PROGRAMS. A SUBSCRIPTION TO T & D SOFTWARE CONSISTS OF 10 READY-TO-LOAD PROGRAMS DELIVERED BY FIRST CLASS MAIL EVERY MONTH.

NO, WE ARE NOT THE SAME AS THE RAINBOW ON TAPE. IN FACT, MANY SUBSCRIBERS HAVE WRITTEN IN AND SAID THAT WE ARE MUCH BETTER THAN RAINBOW ON TAPE!



PRICES	
	TAPE OR DISK
1 YEAR (12 issues)	70.00
6 MO. (6 issues)	40.00
1 ISSUE	9.00
Michigan Residents Add 4% Overseas Add \$10 to Subscription Price Personal Checks Welcome!	

- ★ 16k-64k Color Computer
- ★ Over 3800 Satisfied Customers
- ★ Back Issues Available From
- ★ July '82 (Over 450 Programs)

OUR LATEST ISSUE CONTAINED

1. INCOME PROPERTY MANAGEMENT
2. BILL BOARD 2
3. MOUNTAIN BATTLE
4. THE TEN ROUND FIGHT
5. COCO - KEENO
6. HIGH RESOLUTION HOCKEY
7. LOGIC
8. ON SCREEN SCALE
9. LIBERTY SHIP
10. SINGLE STEP RUN

★ THIS MONTH ONLY ★

SUBSCRIBE FOR A YEAR AND RECEIVE A FREE PACKAGE OF YOUR CHOICE. INDICATE WHICH ONE

- | | |
|----------------|---------------|
| 1. Home Man I | 4. Adventures |
| 2. Home Man II | 5. Games |
| 3. Education | 6. Utilities |

GET ISSUE #45 ABOVE FOR ONLY \$3.00



T & D SUBSCRIPTION SOFTWARE, P.O. BOX 256C, HOLLAND, MI 49423 (616) 396-7577

165Ø DATA 11,25Ø,13,63,16,7,25Ø,
8
166Ø DATA 24Ø,9,121,1Ø,21Ø,16,25
5,255
167Ø DATA 175,175,175,175,175,17
5,175,175
168Ø DATA 175,175,175,175,175,17
5,175,175
169Ø DATA 175,175,175,175,175,17
5,175,175
170Ø DATA 175,175,175,175,175,17
5,175,175
171Ø DATA 175,188,19Ø,189,188,19
Ø,189,188
172Ø DATA 19Ø,189,188,19Ø,189,18
8,19Ø,189
173Ø DATA 188,19Ø,189,188,19Ø,18
9,188,19Ø
174Ø DATA 189,188,19Ø,189,188,19
Ø,189,175
175Ø DATA 175,179,187,183,179,18
7,183,179
176Ø DATA 187,183,179,187,183,17
9,187,183
177Ø DATA 179,187,183,179,187,18
3,179,187
178Ø DATA 183,179,187,183,179,18
7,183,175
179Ø DATA 175,128,186,181,128,18

6,181,128
18ØØ DATA 186,181,128,186,181,12
8,186,181
181Ø DATA 128,186,181,128,186,18
1,128,186
182Ø DATA 181,128,186,181,128,18
6,181,175
183Ø DATA 175,188,19Ø,189,188,19
Ø,189,188
184Ø DATA 19Ø,189,188,19Ø,189,18
8,19Ø,189
185Ø DATA 188,19Ø,189,188,19Ø,18
9,188,19Ø
186Ø DATA 189,188,19Ø,189,188,19
Ø,189,175
187Ø DATA 175,179,187,183,179,18
7,183,179
188Ø DATA 187,183,179,187,183,17
9,187,183
189Ø DATA 179,187,183,179,187,18
3,179,187
19ØØ DATA 183,179,187,183,179,18
7,183,175
191Ø DATA 175,128,186,181,128,18
6,181,128
192Ø DATA 186,181,2Ø7,2Ø7,2Ø7,2Ø
7,2Ø7,2Ø7
193Ø DATA 2Ø7,2Ø7,2Ø7,2Ø7,2Ø7,2Ø
7,128,186

The Coco Greeting Card Designer

The **Coco Greeting Card Designer** can be used to design and print custom Greeting Cards for all occasions including: Valentine's Day, Birthdays, Mother's Day and more.

It's easy to use and includes a library of predrawn Hi-Res Graphic Pictures! You can write custom messages on the cover and inside your cards in a selection of character fonts and sizes. An easy to use editor allows you to pick your type style, font size, and more. Two fonts and a selection of custom border patterns are included, and the easy to use editors allow you to create many more!

The **Coco Greeting Card Designer** requires a Coco or Coco II with a minimum of 32k, One Disk Drive (Disk Ext. BASIC 1.0/1.1, ADOS, or JODS). Some of the printers that the Greeting Card Designer supports are: EPSON RX/FX, GEMINI 10X or SG-10, C-ITOH 8510, DMP-100/105/400/430, SEIKOSHA GP-100/250, LEGEND 808 and GORILLA BANANA. Send an SASE for current list of other compatible printers. See Review in April 86 Rainbow . . .

Only: **\$24.95**

Plus \$3.00 Shipping & Handling
NY Residents add Sales Tax.
UPS COD ADD \$3.00
VISA/MC Accepted



**ZEBRA SYSTEMS,
INC.**

78-06 Jamaica Avenue
Woodhaven, New York 11421
(718) 296-2385
Dealer Inquiries Invited



Colored Paper Packs — Now available are packs of 40 sheets of tractor-feed paper and 16 matching envelopes in bright RED, GREEN and BLUE. Perfect for making your card unforgettable!

Price \$19.95

WICO TRACKBALL Now \$19.95

(Was \$69.95)



You can benefit from our recent purchase of brand new WICO Trackball Controllers at closeout prices. This model was designed specifically for the Radio Shack Color Computer and plugs right into the joystick port.

WICO is the largest designer and manufacturer of control devices for the commercial arcade video games. If you've ever played an arcade video game, chances are you've used a WICO joystick or trackball. You've experienced the superior control. The pinpoint firing accuracy. The exceptional durability.

Includes one-year limited warranty. Phenolic ball offers 360-degree movement. Two optical encoders provide split-second response. Quick-action fire button for smooth, two handed arcade response and feel. Long 5' computer connection. Heavy duty plastic case for long hard use. Compatible with all color computer models.

ORDERING INSTRUCTIONS: Specify CAT# C331. Include \$19.95 per trackball plus \$3.00 for S&H. UPS COD Add \$3.00, VISA/MC Accepted. NY Residents add sales tax.



ORDER NOW!
QUANTITIES ARE LIMITED.

Zebra Systems, Inc.
78-06 Jamaica Ave.
Woodhaven, NY 11421
(718) 296-2385


1940 DATA	181,128,186,181,128,18	7,183,179
6,181,175		2240 DATA
1950 DATA	175,188,190,189,188,19	9,187,183
0,189,188		2250 DATA
1960 DATA	190,189,207,19,20,1,18	3,179,187
,32		2260 DATA
1970 DATA	32,12,15,18,4,207,188,	7,183,175
190		2270 DATA
1980 DATA	189,188,190,189,188,19	5,175,175
0,189,175		2280 DATA
1990 DATA	175,179,187,183,179,18	5,175,175
7,183,179		2290 DATA
2000 DATA	187,183,207,207,207,20	5,175,175
7,207,207		2300 DATA
2010 DATA	207,207,207,207,207,20	5,175,175
7,179,187		2310 DATA
2020 DATA	183,179,187,183,179,18	255,0,255,0,255,0,255,
7,183,175		0
2030 DATA	175,128,186,181,128,18	2320 DATA
6,104,67		255,0,255,0,255,0,255,
2040 DATA	105,113,121,120,118,96	0
,66,89		2330 DATA
2050 DATA	96,82,110,67,110,68,65	255,0,255,0,255,0,255,
,83		0
2060 DATA	72,96,186,181,128,186,	2340 DATA
181,175		255,0,255,0,255,0,255,
2070 DATA	175,188,190,189,188,19	0
0,189,188		2350 DATA
2080 DATA	190,189,188,190,189,18	255,0,255,0,255,0,255,
8,190,189		0
2090 DATA	188,190,189,188,190,18	2360 DATA
9,188,190		255,0,255,0,255,0,255,
2100 DATA	189,188,190,189,188,19	0
0,189,175		2370 DATA
2110 DATA	175,179,187,183,179,18	255,0,255,0,255,0,255,
7,183,179		0
2120 DATA	187,183,179,187,74,15,	2380 DATA
25,19		255,0,0,0,0,0,0,0
2130 DATA	20,9,3,11,187,183,179,	2390 DATA
187		0,0,3,0,255,2,255,0
2140 DATA	183,179,187,183,179,18	2400 DATA
7,183,175		255,0,255,0,255,255,24
2150 DATA	175,128,186,181,128,18	3,48
6,181,128		2410 DATA
2160 DATA	186,181,128,186,181,12	192,204,12,63,243,51,3
8,186,15		,192
2170 DATA	18,186,181,128,186,181	2420 DATA
,128,186		252,240,192,48,204,207
2180 DATA	181,128,186,181,128,18	,192,192
6,181,175		2430 DATA
2190 DATA	175,188,190,189,188,19	48,12,15,195,51,255,12
0,189,188		,12
2200 DATA	190,189,188,190,75,5,2	2440 DATA
5,2		204,76,252,170,170,170
2210 DATA	15,1,18,4,190,189,188,	,170,170
190		2450 DATA
2220 DATA	189,188,190,189,188,19	170,170,170,0,255,0,25
0,189,175		5,0
2230 DATA	175,179,187,183,179,18	2460 DATA
		255,0,255,0,0,0,255,0
		2470 DATA
		63,207,243,252,3,0,23,
		8
		2480 DATA
		152,142,56,44,159,114,
		142,53
		2490 DATA
		37,191,1,13,182,255,3,
		138
		2500 DATA
		1,183,255,3,23,3,182,1
		27
		2510 DATA
		47,65,127,47,66,127,47
		,67
		2520 DATA
		127,47,68,127,47,73,20
		4,44
		2530 DATA
		226,253,44,21,23,252,8
		8,23
		2540 DATA
		252,85,23,252,82,23,25

DISTO

SUPER CONTROLLER



ONLY \$99.95 US!



FEATURES:

- Gold contacts on all connectors.
- Shielded metal box for low RF noise.
- 4 28-pin sockets for software expandability.
- Uses 2764 or 27128 EPROMS.
- EPROMS are software selectable.
- Internal Mini-Expansion Bus interface for:
 - 80 Columns
 - Real Time Clock and/or
 - Parallel Printer or
 - EPROM Programmer or
 - User Projects.
- Complete Radio Shack compatibility.
- New technology, no adjustments needed.
- Very Accurate 16mhz High Speed Master Clock.
- Needs + 5 volts only, works on all COCOs or COCO IIs.

EXPANSION ADD-ONS:

There are currently four add-ons available from DISTO for this controller;

PPRINT

The first is a Centronics Compatible Parallel Printer adapter. This adapter will allow you to connect a Centronics compatible printer directly to your controller, leaving the serial port of your computer free for your modem. Printer driver software included.

RTIME

The second is a Real Time Clock. This is a clock chip that will keep the proper time, date and year. A small battery keeps the time when the Computer is off, retrieve and set the time by using simple Basic POKES. Also available with the Real Time Clock is the optional Centronics Compatible Parallel Printer adapter. Software to set the clock and printer driver included.

MPROM

The third is a Mini EPROM Programmer. Yes, a low cost programmer that attaches to the disk controller. A must for the DISTO Super Controller. Program those often used utilities into EPROM and plug them directly into your controller. Will program 2764's or 27128's, a perfect mate for the DISTO Super Controller.

DISPLAY80

The fourth is a real knock-out. This is a three in one card. It's major function is to add an 80* 24 display to your computer. A feature packed package also includes RTIME and PPRINT. All in one neat package that fits inside the controller. OS9 software available. Call for more information.

CREDITS:

The DISTO Super Controller, add-ons and all its documentation are conceived and designed by Tony Distefano. The DISTO Super Controller and add-ons are manufactured and distributed by: C.R.C. COMPUTER INC, 10802 Lajeunesse, Montreal, Québec, Canada H3L 2E8 1-514-383-5293

*DISTO and CRC Computers are registered trade marks. The DISTO Super Controller and add-ons are copyrighted by DISTO.

2,79
 255Ø DATA 189,161,193,134,251,18
 3,255,2
 256Ø DATA 182,255,Ø,132,2,39,14,
 134
 257Ø DATA 247,183,255,2,182,255,
 Ø,132
 258Ø DATA 2,38,232,32,3,115,47,7
 3
 259Ø DATA 134,3,183,47,74,23,3,1
 1
 260Ø DATA 134,64,183,47,48,23,5,
 192
 261Ø DATA 127,47,76,2Ø4,5,4,253,
 54
 262Ø DATA 213,23,3,231,22,4,218,
 182
 263Ø DATA 47,75,142,4,76,72,76,6
 4
 264Ø DATA 48,134,14Ø,Ø,Ø,46,249,
 125
 265Ø DATA 47,14Ø,16,38,Ø,141,125
 ,47
 266Ø DATA 73,39,27,182,255,Ø,68,
 36
 267Ø DATA 5,127,47,76,32,3,115,4
 7
 268Ø DATA 76,173,159,16Ø,1Ø,182,
 1,9Ø

269Ø DATA 129,32,37,89,32,31,189
 ,161
 270Ø DATA 193,252,1,88,193,247,3
 9,5
 271Ø DATA 127,47,76,32,3,115,47,
 76
 272Ø DATA 129,247,39,9,182,1,87,
 129
 273Ø DATA 247,39,58,32,26,182,47
 ,48
 274Ø DATA 129,12Ø,39,19,16,142,4
 7,123
 275Ø DATA 198,172,23,5,1Ø3,182,4
 7,48
 276Ø DATA 76,183,47,48,23,5,65,1
 82
 277Ø DATA 47,48,198,172,253,54,2
 Ø5,2Ø4
 278Ø DATA 17Ø,184,253,56,9,198,4
 ,2Ø6
 279Ø DATA 47,1Ø5,247,56,11,255,5
 4,2Ø3
 280Ø DATA 23,6,246,32,22,182,47,
 48
 281Ø DATA 129,2,39,219,16,142,47
 ,123
 282Ø DATA 198,172,23,5,47,182,47
 ,48
 283Ø DATA 74,32,198,182,47,44,38



'KEEP-TRAK' General Ledger Reg. \$69.95—ONLY \$24.95

"Double-Entry" General Ledger Accounting System for home or business: 16k, 32k, 64k. User-friendly, menu-driven. Program features: balance sheet, income & expense statement (current & 'YTD'), journal, ledger, 899 accounts & 2350 entries on 32k & 64k (710 accounts & entries on 16k) (disk only). Version 1.2 has screen printouts. Rainbow Reviews 1.1 - 9/84; 1.2-4/85

"OMEGA FILE" Reg. \$69.95—ONLY \$19.95

Filing data base. File any information with Omega File. Records can have up to 16 fields with 255 characters per field (4080 characters/record). Sort, match & print any field. User friendly menu driven. Manual included (32k/64k disk only). Rainbow Review 3/85, Hot CoCo 10/85

BOB'S MAGIC GRAPHIC MACHINE

Can generate BASIC code to use in your programs. Easy drawing and manipulation of circles, ellipses, boxes, lines and ARCS. Single joystick operation with on line HELPS at all times. Allows text on the graphics screen & movement of objects on the screen. Can be used as a stand-alone graphics editor. Instruction Manual.

GRAPHICS EDITOR. Reg. \$39.95—ONLY \$19.95 for disk or tape, 64k ECB. Rainbow Review 7/85, Hot CoCo 9/85 "The graphics bargain of the year"

'KEEP-TRAK' Accounts Receivable. (Avail. 10/01/85).

Features: auto interest calculation, auto ageing of accounts, installment sales, total due sales, explanation space as long as you need, detailed statements, 'KEEP-TRAK' General Ledger tie in, account number checking, credit limit checking & more. User friendly/menu driven. Includes manual. \$39.95 or \$49.95 General Ledger & Accounts Receivables. (Disk Only).

'COCO WINDOWS' Available 10/31/85

With hi-res character display and window generator. Features an enhanced key board (clicks) and 10 programmable function keys. Allows the user to create multiple windows from basic. Includes menu driven printer setup and auto line numbering. Four function calculator, with memory. The above options can be called anytime while running or writing in BASIC. APPLE PULL YOUR DRAPES, YOU DON'T WANT TO SEE THIS. \$19.95 (disk or tape) includes manual.

CALL TOLL FREE

1-800-942-9402



THE OTHER GUY'S SOFTWARE (Add \$2.50 for postage & handling)
 P.O. Box H, 55 N. Main C.O.D., Money Order, Check in U.S. Funds
 Logan, UT 84321 (801) 753-7820 (Please specify if J&M controller)

Submitting Material To Rainbow

Contributions to THE RAINBOW are welcome from everyone. We like to run a variety of programs that are useful/helpful/fun for other CoCo owners.

Program submissions must be on tape or disk and it is best to make several saves, at least one of them in ASCII format. We're sorry, but we do not have time to key in programs. All programs should be supported by some editorial commentary explaining how the program works. Generally, we're much more interested in how your submission works and runs than how you developed it. Programs should be learning experiences.

We do pay for submissions, based on a number of criteria. Those wishing remuneration should so state when making submissions.

For the benefit of those who wish more detailed information on making submissions, please send a self-addressed, stamped envelope (SASE) to: Submissions Editor, THE RAINBOW, The Falsoft Building, P.O. Box 385, Prospect, KY 40059. We will send you some more comprehensive guidelines.

Please do not submit programs or articles currently submitted to another publication.

, 39
 2840 DATA 182, 47, 76, 16, 39, 1, 53, 2
 06
 2850 DATA 44, 166, 255, 44, 21, 23, 25
 1, 87
 2860 DATA 127, 47, 76, 115, 47, 44, 18
 2, 47
 2870 DATA 48, 139, 2, 198, 171, 253, 4
 7, 46
 2880 DATA 16, 142, 47, 44, 23, 5, 22, 2
 52
 2890 DATA 47, 46, 193, 34, 35, 19, 90,
 247
 2900 DATA 47, 47, 23, 4, 166, 182, 47,
 45
 2910 DATA 164, 132, 167, 132, 48, 136
 , 32, 32
 2920 DATA 12, 127, 47, 44, 127, 47, 46
 , 127
 2930 DATA 47, 47, 23, 4, 142, 198, 170
 , 231
 2940 DATA 132, 22, 0, 232, 99, 132, 11
 1, 1
 2950 DATA 182, 47, 77, 198, 34, 237, 2
 , 253
 2960 DATA 54, 205, 204, 67, 18, 253, 5
 6, 9
 2970 DATA 247, 56, 11, 23, 6, 107, 206
 , 44

2980 DATA 186, 255, 44, 21, 22, 250, 2
 40, 125
 2990 DATA 47, 140, 16, 38, 0, 136, 129
 , 120
 3000 DATA 34, 13, 129, 2, 37, 9, 193, 3
 4
 3010 DATA 37, 9, 193, 170, 34, 5, 57, 9
 6
 3020 DATA 196, 32, 243, 96, 65, 57, 12
 5, 47
 3030 DATA 140, 38, 9, 16, 142, 47, 115
 , 236
 3040 DATA 2, 23, 4, 128, 204, 5, 5, 253
 3050 DATA 47, 78, 182, 47, 48, 198, 17
 2, 253
 3060 DATA 47, 82, 236, 2, 253, 47, 80,
 23
 3070 DATA 4, 2, 43, 75, 252, 47, 46, 25
 3
 3080 DATA 47, 82, 23, 3, 247, 43, 30, 2
 36
 3090 DATA 2, 125, 47, 140, 38, 56, 235
 , 65
 3100 DATA 171, 196, 237, 2, 253, 54, 2
 05, 204
 3110 DATA 168, 184, 253, 56, 9, 198, 4
 , 247
 3120 DATA 56, 11, 22, 5, 244, 127, 47,
 44

PERRY COMPUTERS

COLOR COMPUTERS

	LIST PRICE	OUR PRICE
26-3136 16K Standard Color Computer 2 ..	\$119.95	\$ 99.00
26-3127 64K Extended Color Computer 2 ..	199.95	169.00
26-3131 Disk Drive 0 for Color Computer ..	299.95	240.00
26-3130 Disk Drive 1 for Drive 0	199.95	169.00
26-3008 Joystick	19.95	16.95
26-3012 Deluxe Joystick (EACH)	29.95	25.00
26-3018 Extended Basic Kit	39.95	36.00
26-1208 CCR-81 Tape Recorder	59.95	50.00
26-1173 DCM-3 Direct Connect Modem ...	59.95	50.00

SOFTWARE

	LIST PRICE	OUR PRICE
30001210 Telewriter 64 Tape	\$ 49.95	\$ 42.00
30001220 Telewriter 64 Disk	59.95	49.00
30001110 VIP Writer	69.95	59.00
30001140 VIP Database	59.95	49.00
30001150 VIP Terminal Disk	49.95	45.00
30001170 VIP Integrated Software	149.95	139.00
30001130 SS/DD 10 Pack Diskettes	21.00	14.00

PRINTERS AND ACCESSORIES

	LIST PRICE	OUR PRICE
26-1276 DMP-105 80 cps Dot Matrix	\$199.95	\$169.00
26-1280 DMP-130 Dot Matrix	349.95	285.00
20001025 EPSON LX-80 Printer	369.95	225.00
20001515 EPSON LX-80 Tractor Feed	29.95	25.00
20021070 OKIDATA 182 Printer	299.00	245.00
20041020 STAR SG-10 Printer	299.00	250.00
30009110 BOTEK Serial to Parallel Interface		59.00

TANDY COMPUTERS

	LIST PRICE	OUR PRICE
26-1070 Model 4D Desktop 64K 2 FD & Deskmate	\$1199.00	\$ 895.00
25-1000 Model 1000 1 FD 128K & Deskmate	999.00	705.00
25-1001 Model 1000 1 FD & 10 Meg HD 256K	1999.00	1475.00
25-3000 Model 1200 1 FD & 10 Meg HD 256K	2499.00	1525.00
25-3001 Model 1200 Two FD 256K	1499.00	1200.00
25-4000 Model 3000 One FD 512K	2599.00	1900.00
25-4010 Model 3000 1 FD & 20 Meg HD 512K	3599.00	2600.00
26-3901 Model 600 Port Comp 32K 1 3/2 Disk	1599.00	1195.00
25-1021 CM4 Color Monitor	299.95	225.00
25-1022 CM10 Color Monitor	459.95	380.00
25-3010 VM-3 Monochrome Monitor	219.00	185.00
26-5111 VM-1 Monochrome Monitor	199.95	165.00
26-5112 CM-1 Color Monitor	599.00	510.00
25-3043 Graphics Adaptor T-1200, T-3000 ..	299.00	185.00
25-3047 Deluxe Graphics Adapt T-1200, T-3000	499.95	395.00
25-3130 MS-DOS 2.11/Basic Tandy 1200 ..	89.95	75.00
25-4104 MS-DOS 3.1/Basic/Deskmate Tandy 3000	99.95	85.00

CALL TOLL FREE 1-800-248-3823

For Technical Questions and Information on our complete line of computer accessories and current prices:

CALL 1-517-625-4161

Mon.-Fri. 9-5, Sat. 9-3

All prices and offers may be changed or withdrawn without notice. Advertised prices are cash prices. C.O.D. accepted (\$10.00 charge per carton on C.O.D. Call for further C.O.D. information.) M.C., Visa, add 2%. A.X., add 3%. All non-defective items returned will be subject to 10% restocking fee. Defective items require return merchandise authorization. Call for R.M.A. Number before returning. Delivery is subject to product availability.

PERRY COMPUTERS • 124 SOUTH MAIN STREET • PERRY, MI 48872



CINSOFT

PROGRAMS • PERIPHERALS • SUPPLIES • SERVICE

For Coco ...
in the Midwest



Now in our 4th year!


New Catalog Now Available

CALL OR WRITE

Introducing ...

SEIKOSHA

SP-1000A



- 100 cps draft
- 20 cps NLQ
- Friction and tractor
- Front panel Controls
- 1.5 K buffer
- 2 yr. Warranty

Parallel printer **\$225.00**

with Metric Industries Model 104 interface **\$269.00**

"The New Leader in Price-Performance!"

Coco Max II System
includes ...
 Deluxe Joystick and Y-cable !! **\$ 119.95**
CocoMax II \$ 79.95
with Y-cable 99.95
with Joystick 99.95

LATEST VERSION FEATURES ...

- 14 fonts
 - Shrink, Stretch Rotate
 - Multiple drives
 - Pattern Save
- UPGRADES AVAILABLE**
Disk I to II 20.00
Tape I to Disk II 25.00
Max Edit 19.95
Picture disks available

New! DELUXE JOYSTICK

EXCELLENT FOR COLOR COMPUTER USE IT FOR GRAPHICS, GAMES, ETC.

CoCo owners will appreciate this high quality, durable joystick. Open gimbal design ... self-centering or free-floating operation. Mechanical trims on both axes ... eight foot cable ... firing button has lifetime 5,000,000 presses. A two-button version of the Deluxe Joystick is available for the Tandy 1000. DEALER INQUIRIES INVITED



\$27.50 each
\$49.95/pair

CHOOSE FROM OUR LARGE SELECTION OF COCO PRODUCTS

B5 ... Colorware ... Derringer ... Diecom ... Dynacalc ...
Elite ... Four Star ... HJL ... J & M ... Mark Data ...
Metric Industries ... Michtron ... Microcom ... Microworks ...
Tom Mix ... PBJ ... PXE ... Speech Systems ... Sugar ...
TCE ... VIP ... Zebra ... and more!

Yes! We have PENPAL!

• Call •

513-396-SOFT

• Shop by Modem •

513-396-SHOP



• Write •

2235 Losantiville, Cincinnati, OH 45237

SHIPPING will be charged at our ACTUAL COST
Ohio residents add 5.5% Sales Tax COD add 2.00

- 3130 DATA 127,47,46,127,47,47,99,1
- 3140 DATA 182,47,75,76,198,225,61,23
- 3150 DATA 3,177,236,2,23,255,96,122
- 3160 DATA 47,133,16,39,2,100,57,23
- 3170 DATA 1,51,32,217,125,47,140,38
- 3180 DATA 245,182,47,48,160,2,42,1
- 3190 DATA 64,129,10,35,1,57,16,142
- 3200 DATA 47,24,49,36,16,140,47,44
- 3210 DATA 39,17,166,164,38,244,99,164
- 3220 DATA 236,2,139,2,203,4,237,34
- 3230 DATA 23,4,2,57,125,47,132,16
- 3240 DATA 38,2,93,142,47,8,182,47
- 3250 DATA 75,129,3,35,2,134,3,139
- 3260 DATA 1,177,47,133,35,6,182,47
- 3270 DATA 133,183,47,141,183,47,131,166
- 3280 DATA 132,38,60,125,47,141,38,97
- 3290 DATA 182,47,84,139,1,132,3,183
- 3300 DATA 47,84,167,136,43,198,56,1
- 3310 DATA 52,16,206,47,85,51,197,255
- 3320 DATA 54,203,23,254,207,53,16,166
- 3330 DATA 2,177,47,48,37,7,134,255
- 3340 DATA 167,136,41,32,5,134,1,167
- 3350 DATA 136,41,134,1,167,136,42,51
- 3360 DATA 136,41,236,2,23,254,208,166
- 3370 DATA 66,198,5,61,16,142,47,85
- 3380 DATA 49,165,16,191,54,203,52,16
- 3390 DATA 23,254,219,53,16,52,16,23
- 3400 DATA 255,74,53,16,122,47,131,39
- 3410 DATA 4,48,4,32,146,142,47,28

3420 DATA 166,132,39,55,236,2,92,231
 3430 DATA 3,52,16,23,3,19,53,32
 3440 DATA 193,1,39,23,193,3,39,1
 3450 DATA 166,33,164,132,167,132,48,136
 3460 DATA 224,32,13,230,35,193,171,35
 3470 DATA 239,141,66,111,164,48,136,224
 3480 DATA 230,33,202,85,83,234,132,231
 3490 DATA 132,31,33,48,4,140,47,44
 3500 DATA 38,190,142,47,8,166,1,39
 3510 DATA 13,16,142,47,115,236,2,23
 3520 DATA 3,2,111,132,111,1,48,4
 3530 DATA 140,47,24,38,232,122,47,140
 3540 DATA 43,3,22,253,34,134,3,183
 3550 DATA 47,140,22,253,26,122,47,74
 3560 DATA 39,50,206,44,206,255,44,21
 3570 DATA 23,249,28,206,16,31,19

8,85
 3580 DATA 231,196,51,200,32,17,131,17
 3590 DATA 159,37,245,182,47,74,39,4
 3600 DATA 129,3,37,2,134,3,198,255
 3610 DATA 206,16,31,51,200,96,231,196
 3620 DATA 74,38,248,57,16,206,127,0
 3630 DATA 16,142,47,123,182,47,48,198
 3640 DATA 172,23,2,160,190,47,65,188
 3650 DATA 47,69,37,30,39,11,191,47
 3660 DATA 69,190,47,67,191,47,71,32
 3670 DATA 17,190,47,67,188,47,71,37
 3680 DATA 9,191,47,71,190,47,65,191
 3690 DATA 47,69,22,4,211,79,183,255
 3700 DATA 198,183,255,201,183,255,202,183
 3710 DATA 255,204,183,255,206,183,255,208

Canadians!

We are Canada's largest distributor of Color Computer products.

Send for your free copy of our 1986 Catalog



Kellynews-3 is now available and contains news, hints, programs and articles from the crew of Kelly Software.

Please note our new phone number.

Phone: (403) 236-2161

We have moved to our new location.



Kelly Software Distributors Ltd.
 P.O. Box 608,
 Station 'T' Calgary
 Alberta T5H 2H2

Call now . . .



(403) 236-2161


Call our orderline for quick delivery.

We accept phone orders on your VISA or Master Card. No C.O.D.

372Ø DATA 183,255,21Ø,183,255,19
 2,183,255
 373Ø DATA 194,183,255,196,183,25
 5,34,142
 374Ø DATA 45,8,16,142,4,Ø,236,12
 9
 375Ø DATA 237,161,16,14Ø,6,Ø,37,
 246
 376Ø DATA 19Ø,47,69,191,54,12,19
 Ø,47
 377Ø DATA 71,191,54,14,23,2,221,
 142
 378Ø DATA 4,2Ø,141,4Ø,19Ø,47,65,
 191
 379Ø DATA 54,12,19Ø,47,67,191,54
 ,14
 38ØØ DATA 23,2,2Ø1,142,5,249,141
 ,2Ø
 381Ø DATA 142,Ø,Ø,191,54,12,134,
 Ø
 382Ø DATA 246,47,75,253,54,14,23
 ,2
 383Ø DATA 179,142,5,238,2Ø6,54,8
 ,198
 384Ø DATA 3,166,197,132,15,139,4
 8,167
 385Ø DATA 13Ø,166,197,68,68,68,6
 8,139
 386Ø DATA 48,167,13Ø,9Ø,43,2,32,
 233
 387Ø DATA 26,16,57,79,183,255,19
 8,183
 388Ø DATA 255,2ØØ,183,255,2Ø2,18
 3,255,2Ø5
 389Ø DATA 183,255,2Ø6,183,255,2Ø
 8,183,255
 39ØØ DATA 21Ø,183,255,192,183,25
 5,195,183
 391Ø DATA 255,197,182,47,75,132,
 3,198
 392Ø DATA 8,61,2Ø3,224,247,255,3
 4,28
 393Ø DATA 175,57,142,2Ø,64,2Ø4,1
 7Ø,17Ø
 394Ø DATA 237,129,14Ø,37,96,37,2
 49,16
 395Ø DATA 2Ø6,127,Ø,134,1,183,47
 ,24
 396Ø DATA 183,47,132,182,47,74,7
 6,183
 397Ø DATA 47,74,23,254,19Ø,127,4
 7,25
 398Ø DATA 182,47,77,183,47,26,13
 4,34
 399Ø DATA 183,47,27,134,4,183,47
 ,135
 4ØØØ DATA 16,142,47,115,252,47,2
 6,23

4Ø1Ø DATA 1,122,252,47,26,253,47
 ,8Ø
 4Ø2Ø DATA 252,47,46,253,47,82,2Ø
 4,5
 4Ø3Ø DATA 5,253,47,78,23,Ø,253,4
 3
 4Ø4Ø DATA 88,125,47,14Ø,38,54,18
 2,47
 4Ø5Ø DATA 26,187,47,24,183,47,26
 ,129
 4Ø6Ø DATA 121,37,11,112,47,24,12
 4,47
 4Ø7Ø DATA 27,124,47,27,32,18,129
 ,1
 4Ø8Ø DATA 34,14,112,47,24,124,47
 ,27
 4Ø9Ø DATA 124,47,27,134,4,183,47
 ,135
 41ØØ DATA 246,47,27,193,17Ø,36,5
 8,122
 411Ø DATA 47,135,39,236,2Ø6,47,1
 1Ø,255
 412Ø DATA 54,2Ø3,252,47,26,253,5
 4,2Ø5
 413Ø DATA 2Ø4,168,184,253,56,9,1
 98,4
 414Ø DATA 247,56,11,23,2,195,22,
 254
 415Ø DATA 2Ø,124,47,75,182,47,75
 ,72
 416Ø DATA 72,72,198,255,61,23,Ø,
 131
 417Ø DATA 127,47,44,127,47,46,12
 7,47
 418Ø DATA 47,198,16,247,47,133,1
 27,47
 419Ø DATA 141,127,47,84,127,47,8
 ,127
 42ØØ DATA 47,12,127,47,16,127,47
 ,2Ø
 421Ø DATA 127,47,9,127,47,13,127
 ,47
 422Ø DATA 17,127,47,21,127,47,13
 2,127
 423Ø DATA 47,28,127,47,32,127,47
 ,36
 424Ø DATA 127,47,4Ø,127,47,44,16
 ,2Ø6
 425Ø DATA 127,Ø,134,3,183,47,14Ø
 ,23
 426Ø DATA 254,2Ø1,22,25Ø,226,182
 ,255,3
 427Ø DATA 43,1,59,182,255,2,182,
 47
 428Ø DATA 77,139,7,129,12Ø,34,16
 ,183
 429Ø DATA 47,77,134,251,183,255,
 2,182

XTEAM & OS-9



BOTH WINNERS

XTERM

OS-9 Communications program.

- Menu oriented
- Upload/download. Ascii or XMODEM protocol
- Execute OS-9 commands from within XTERM
- Definable macro keys
- Works with standard serial port, RS232 PAK, or PBJ 2SP Pack, Includes all drivers.
- Works with standard screen. XSCREEN, or WORDPAK 80 column board.

\$49.95 with source **\$89.95**

XMENU

Creates a menu driven environment for OS-9.

- Create your own menus
- Works with standard screen, XSCREEN, WORDPAK, O-PAK

\$29.95 with source **\$59.95**

XSCREEN

OS-9 hi-res screen

- 51/64/85 chars per line
- Easy menu operation

\$19.95 with source **\$39.95**

XDIR & XCAL

- Hierarchical directory
- Full sorting
- Complete pattern matching
- OS-9 calculator
- Decimal, Hex, Binary
- +, -, *, /, AND, OR, XOR, NOT

\$24.95 with source **\$49.95**

XDIS

OS-9 disassembler

\$34.95 with source **\$54.95**

XWORD

OS-9 word processing system

- Works with standard text screen, XSCREEN, WORDPAK, or O-PAK
- True character oriented full screen editing
- Full block commands
- Find and Replace commands
- Execute OS-9 commands from within
- Proportional spacing supported
- Full printer control, character size, emphasized, italics, overstrike, underline, super/sub-scripts
- 10 header/footers
- Page numbering in decimal or Roman numerals
- Margins and headers can be set different for even and odd pages

\$69.95 with source **\$124.95**

XMERGE

Mail merge capabilities for XWORD

\$24.95 with source **\$49.95**

XSPELL

OS-9 spelling checker, with 20000 and 40000 word dictionaries

\$39.95

XTRIO

XWORD/XMERGE/XSPELL

\$114.95 with XWORD/XMERGE source **\$199.95**

XED

OS-9 full screen editor

\$39.95 with source **\$79.95**

AND FOR RS DOS ...

SMALL BUSINESS ACCOUNTING

This sales-based accounting package is designed for the non-accounting oriented businessman. It also contains the flexibility for the accounting oriented user to set up a double entry journal with an almost unlimited chart of accounts. Includes Sales Entry, transaction driven Accounts Receivable and Accounts Payable, Journal Entry, Payroll Disbursement, and Record Maintenance programs. System outputs include Balance Sheet, Income Statement, Customer and Vendor status Reports, Accounts Receivable and Payable Aging Reports, Check Register, Sales Reports, Account Status Lists, and a Journal Posting List.

\$79.95

INVENTORY CONTROL/SALES ANALYSIS

This module is designed to handle inventory control, with user defined product codes, and produce a detailed analysis of the business' sales and the sales force. One may enter/update inventory data, enter sales, run five sales analysis reports, run five inventory reports, set up product codes, enter/update salesman records, and update the SBAP inventory.

\$59.95

PAYROLL

Designed for maintaining personnel and payroll data for up to 200 hourly and salaried employees with 8 deductions each. Calculates payroll and tax amounts, prints checks and maintains year-to-date totals which can be automatically transferred to the SBA package. Computes each pay period's totals for straight time, overtime and bonus pay and determines taxes to be withheld. Additional outputs include mailing list, listing of employees, year-to-date federal and/or state tax listing, and a listing of current misc. deductions. Suited for use in all states except Oklahoma and Delaware.

\$59.95

These programs are user friendly and menu driven. Sample transactions are included. Each package features a hi-res screen. Each requires a printer, a minimum of 32k and at least 1 disk drive.

ACCOUNTS RECEIVABLE

Includes detailed audit trails and history reports for each customer, prepares invoices and monthly statements, mailing labels, aging lists, and an alphabetized customer listing. The user can define net terms for commercial accounts or finance charges for revolving accounts. This package functions as a standalone A/R system or integrates with the Small Business Accounting package.

\$59.95

ACCOUNTS PAYABLE

Designed for the maintenance of vendor and A/P invoice files. The system prints checks, voids checks, cancels checks, deletes cancelled checks, and deletes paid A/P invoices. The user can run a Vendor List, Vendor Status report, Vendor Aged report, and an A/P Check Register. This package can be used either as a standalone A/P system or can be integrated with the Small Business Accounting Package.

\$59.95

**MICROTECH
CONSULTANTS
INC.**
1906 Jerrold Avenue
St. Paul, MN 55112

Dealer Inquiries Invited
Author Submissions accepted
OS-9 is a trademark of Microware



Ordering Information

Add \$3.00 shipping & handling, MN residents add 6% sales tax.
Visa, Mastercard, COD (add \$2.50), personal checks.

(612) 633-6161

4300 DATA 255,0,132,64,39,5,59,1
28
4310 DATA 118,32,236,189,161,193
,134,254
4320 DATA 183,255,2,182,255,0,13
2,64
4330 DATA 38,244,59,243,47,67,25
3,47
4340 DATA 67,252,47,65,201,0,137
,0
4350 DATA 253,47,65,57,252,47,80
,241
4360 DATA 47,83,34,21,177,47,82,
34
4370 DATA 16,243,47,78,241,47,83
,37
4380 DATA 8,177,47,82,37,3,134,2
55
4390 DATA 57,79,57,183,47,134,68
,68
4400 DATA 183,54,221,134,32,61,2
43,54
4410 DATA 223,251,54,221,137,0,3
1,1
4420 DATA 57,141,232,182,54,221,
72,72
4430 DATA 176,47,134,64,230,132,

74,43
4440 DATA 4,84,84,32,249,196,3,5
7
4450 DATA 198,172,141,207,16,142
,47,123
4460 DATA 236,132,237,161,236,13
6,32,237
4470 DATA 161,236,136,64,237,161
,236,136
4480 DATA 96,237,164,57,52,16,14
1,179
4490 DATA 236,161,237,132,236,16
1,237,136
4500 DATA 32,236,161,237,136,64,
236,164
4510 DATA 237,136,96,53,144,141,
156,182
4520 DATA 54,221,72,72,176,47,13
4,64
4530 DATA 206,47,136,230,198,231
,33,228
4540 DATA 132,231,132,57,41,0,25
5,0
4550 DATA 255,0,255,0,255,0,255,
0
4560 DATA 0,0,0,1,0,0,0,2
4570 DATA 0,0,0,4,0,0,0,8
4580 DATA 0,0,0,22,0,0,0,50
4590 DATA 0,0,0,100,0,0,1,40
4600 DATA 0,0,2,86,0,0,5,18
4610 DATA 0,0,16,36,0,0,32,72
4620 DATA 0,0,64,150,0,0,129,146
4630 DATA 0,1,99,132,0,3,39,104
4640 DATA 0,6,85,54,0,19,16,114
4650 DATA 0,38,33,68,0,82,66,136
4660 DATA 1,4,133,118,2,9,113,82
4670 DATA 4,25,67,4,8,56,134,8
4680 DATA 22,119,114,22,51,85,68
,50
4690 DATA 103,16,136,100,16,142,
54,12
4700 DATA 127,54,8,127,54,9,127,
54
4710 DATA 10,127,54,11,142,54,16
,166
4720 DATA 130,198,9,140,54,11,39
,50
4730 DATA 90,39,244,49,36,68,36,
248
4740 DATA 238,164,255,54,4,238,3
4,255
4750 DATA 54,6,52,118,141,4,53,1
18
4760 DATA 32,230,206,54,12,16,14
2,54
4770 DATA 12,142,54,8,198,4,28,2
54
4780 DATA 166,130,169,162,25,167

TOTHIAN SOFTWARE

TIME MASTER Calendars, biorhythms, human compatibility, more. Fun at parties. Printer optional. Reviewed 12/85. 16K ECB. \$19.95

PERPETULIFE Challenging board game based on Life. Play a friend or play (lose to) CoCo. Reviewed 4/86. 16K ECB/ML. \$19.95

GRAPHIC ECHO New! Versatile graphic screen dump for RS dot matrix printers. Regular or enlarged images. Positive or negative images. Adjustable margin or auto-centering. Works in all 5 PMODEs. 16K/32K ML. \$14.95

TEACHER PAK PLUS The works for teachers. \$47.95

HOMEWARE New! Give your CoCo real power at home. Printer preferred. Works with tape or disk. Five 16K ECB/ML modules:

CALENDAR - Draw calendars for any date. Various formats. Add appointments, memos.
SAVINGS/LOANS - Work out a personal savings plan. Decide if you can afford that loan.
DIRECTORY - Keep track of phone numbers, addresses, etc. Print address labels.
INVENTORY - For home insurance records, hobbies, small business. Very flexible.
HOME-WRITER - ML word processing powerful enough for home use but easy enough to be totally mastered in one short sitting.
Single modules: \$19.95 Whole set: \$49.95

All programs sold on tape. Send check or money order, no cash (Pa. residents add 6%) to:



Tothian Software, Inc.
Box 663
Pimersburg, Pa. 16248



All of these programs carry the Rainbow Seal.

,194,90
 4790 DATA 38,246,57,0,255,0,0,0
 4800 DATA 0,0,0,0,0,0,0,0
 4810 DATA 0,0,0,0,0,0,0,16
 4820 DATA 0,0,0,49,141,255,230,2
 36
 4830 DATA 164,68,68,167,168,16,1
 34,32
 4840 DATA 61,227,168,18,235,168,
 16,137
 4850 DATA 0,237,34,237,36,166,16
 8,16
 4860 DATA 72,72,160,164,64,167,1
 68,17
 4870 DATA 128,4,64,167,42,76,167
 ,39
 4880 DATA 111,38,236,40,237,43,2
 38,62
 4890 DATA 57,141,200,166,168,17,
 23,0
 4900 DATA 93,231,47,166,184,2,61
 ,134
 4910 DATA 4,237,45,104,46,105,38
 ,104
 4920 DATA 46,105,38,106,45,106,4
 3,38
 4930 DATA 34,174,34,48,136,32,17
 5,34
 4940 DATA 175,36,230,132,166,47,
 61,231
 4950 DATA 46,236,39,237,42,106,4
 4,38
 4960 DATA 10,166,45,141,41,166,3
 8,61
 4970 DATA 231,196,57,109,45,38,1
 0,230
 4980 DATA 38,231,192,111,38,134,
 4,167
 4990 DATA 45,106,42,38,190,174,3
 6,48
 5000 DATA 1,166,132,175,36,167,4
 6,134
 5010 DATA 4,167,42,22,255,173,48
 ,141
 5020 DATA 0,3,230,134,57,1,4,16
 5030 DATA 64,23,255,87,166,168,1
 7,167
 5040 DATA 39,166,40,132,3,171,16
 8,17
 5050 DATA 167,168,21,166,192,198
 ,4,237
 5060 DATA 46,104,46,105,38,104,4
 6,105
 5070 DATA 38,106,47,106,42,106,4
 3,38
 5080 DATA 7,166,168,21,167,45,32
 ,32
 5090 DATA 109,42,38,22,230,39,20

3,4
 5100 DATA 231,45,141,61,111,39,1
 11,38
 5110 DATA 174,36,48,1,175,36,134
 ,4
 5120 DATA 167,42,109,47,38,203,3
 2,195
 5130 DATA 166,42,141,162,166,38,
 61,231
 5140 DATA 38,141,30,111,38,174,3
 4,48
 5150 DATA 136,32,175,34,175,36,2
 30,40
 5160 DATA 134,4,160,168,17,237,4
 2,166
 5170 DATA 168,17,167,39,106,44,3
 8,210
 5180 DATA 57,48,141,0,28,230,45,
 166
 5190 DATA 38,165,184,4,164,133,1
 67,168
 5200 DATA 20,166,184,4,99,133,16
 4,133
 5210 DATA 170,168,20,167,184,4,9
 9,133
 5220 DATA 57,255,192,240,252,255
 ,63,15
 5230 DATA 3,141,10,57,18,127,47,
 75
 5240 DATA 141,3,22,247,92,142,16
 ,0
 5250 DATA 204,119,220,237,129,14
 0,20,192
 5260 DATA 37,249,204,170,170,237
 ,129,140
 5270 DATA 37,96,37,249,204,85,85
 ,237
 5280 DATA 129,140,40,0,37,249,23
 ,250
 5290 DATA 162,57,0,255,0,255,0,2
 55

CHECKING ACCOUNT INFORMATION SYSTEM

Let your CoCo ease the task of managing your checking accounts with CAIS. Record deposits, checks, ATM transactions, interest, service charges and other debit/credit transactions. Reconcile and balance your accounts in minutes. Search and edit capabilities.

Requires 32K and 1 disk drive (min). Printer optional. To order, send check or MD for 24.95 plus 2.50 S/H to: (SC res. add 5% sales tax)

After Five Software
 P.O. Box 210975
 Columbia, S.C. 29221-0975



(Reviewed in RAINBOW April '86 issue, pg. 185)

MORETON BAY SOFTWARE

MORE GOOD SOFTWARE

GRAPHICOM
3 disk package \$29.95
64K EXB disk

SAM DIAMOND
graphic adventure \$29.95
32K EXB disk

HOT SLOT
casino simulation \$24.95
32K EXB disk or tape

ECLIPSE
excellent pixel editor.. \$19.95
64K EXB disk

THE MOTION PICTURE
Animation tool \$39.95
64K Disk Only

FANTASY CLIP ART
Cocomax or Graphicom \$14.95
64 K Disk

BJORK BLOCKS
Graphics with Animation \$34.95
32K EXB Tape

GOOD SOFTWARE

FILE CABINET
Data Base for tape \$29.9
16K EXB Tape

COCO WRITER TWO
Tape Version \$34.9
16K EXB Tape
Disk Version \$44.9
32K Disk

Business Software Call Us

A SUPER COLOR PRINTER The OKIMATE 20 AT A SUPER LITTLE PRICE!

Prints ten characters to the inch,
twelve characters fifteen characters to the inch.
Italics. Italics. Italics.

Underline ^{Superscript} _{Subscript}

Small. Light weight. Quiet.
Prints up to 80 characters per second.
Prints four color graphics. Includes
disk software for black and white, two
color and four color screen dumps of
Color Computer hi res graphics.
Okimate 20, Plug 'n' Print,
paper, black and color ribbon,
instructions, software and cable for:

Parallel \$220.00
\$10.00 Shipping

The only color Okimate
20 Screen Dump Now
Available for the CoCo.



Mission Santa Barbara founded 1786

64K UPGRADES



E Board (solderless -
pictured) \$39.95
F Board \$26.95
CoCo 2 (except 26-3134A&B and
26-3136A&B) \$26.95
CoCo 2 (models 26-3134A&B and
26-3136A&B) \$39.95

Guaranteed Pretested

Having trouble with your CoCo? We
have the chips you need. Call us.
(805) 962-3127

SELECTED REPLACEMENT CHIPS FOR THE COCO

The "COCO CORRECTION"
Chips for U11 and U29

Presoldered assembly for E boards upgrades.	\$12.95
SN74LS785N (The SAM chip)	\$28.95
6809E (Microprocessor)	\$19.95
6822P (PIA)	\$13.95
6821P (PIA)	\$ 8.95
1372 (Color Mixing Chip)	\$10.95
Extended basic (EXCEPT models 26-3127B, 26-3134A/B and 26-3136A/B)	\$29.29

DOUBLE DRIVER I

The BEST monitor driver available.
Color composite, monochrome and
audio output. For original CoCo D, E
and F boards. \$24.95.

MONO II


Mono II for Color Computer 2. An
excellent monochrome monitor driver
that has audio output also. Specify
model needed.

\$24.95.



DOUBLE DRIVER II

Finally a monitor driver for
the Color Computer II that
lets you use a monochrome
and a color monitor
simultaneously. We're proud
of this new driver. The six
transistor circuit provides op-
timal signal mixing and signal
gain. Excellent monochrome
output and better quality
resolution in the color output



than any driver we have
seen. Audio output also. Fits
all models of the Color Com-
puter II. \$29.95.

THE COCO-SWITCHER

A QUALITY PIECE OF HARDWARE

The CoCo Switcher allows you to hook up
three peripherals to your RS-232 jack. Con-
nect your modem, printer and any other
RS-232 compatible peripheral to the CoC
Switcher. An LED on the CoCo Switcher
shows if your computer is on or off at a glance.
The LED flickers when transmitting or receiv-
ing data.



\$39.95 plus \$2.00 shipping and handling

MORETON BAY SOFTWARE



A Division of Moreton Bay laboratory
316 CASTILLO STREET
SANTA BARBARA
CALIFORNIA 93101
(805) 962-3127



Ordering information

Send \$2.00 shipping and handling per order. We ship
within 1 working day on receipt of order. Blue Label
Service available. California residents add 6% sales tax.

Use this program to design
Escher-type graphics

Esch-A-Sketch

By Eric White

"No one can draw a line that is not a boundary line; every line splits a singularity into a plurality. Every closed contour, no matter what its shape, whether a perfect circle or an irregular random form, evokes in addition the notions of 'inside' and 'outside' and the suggestion of 'near' and 'far away', of 'object' and 'background'."

— M.C. Escher

I have always been a great fan of M.C. Escher and his self-perpetuating patterns. Escher had the unique ability to blend shape and form with perfect balance. From his drawings, one feels a sense of complete unity and purpose of form.

In a search for techniques to create Escher-type designs I tried many standard graphic techniques such as tracing paper and pencil, but had little success. When drawing a self-perpetuating pattern, each line creates both an "inside" and "outside" border simultaneously. This can get quite frustrating as you try to keep the subject recognizable. Needless to say this technique was time consuming and tedious.

The main challenge is to draw both sides of the subject at the same time. The computer is the perfect medium to attempt to solve this problem. Listing 1

is a short version of *Escher.bas* and accepts X-Pad, Joystick or Hi-Res pak for input. Type in the program and save it before trying to use it.

You need to edit Line 440 with the appropriate device number. This value is stored in the variable DV. For the X-Pad use a value of 1 (this is the default).

before running the program in Listing 1.

Listing 2 is a DMP-200 graphics print program for use with pictures created with *Escher.bas*. This program prints a full 8-by-10.5 inch swatch of your patterns.

I have learned a lot in experimenting

ESCHER KEYBOARD INPUTS			
C	clear screen to white	destroys picture buf.	
W	white pen color	changes pen color	
B	black pen color	changes pen color	
1-3	pen size	1x1, 2x2, 3x3 square	
M	mirror effect on/off	mirrors pen position	
S	save Hi-Res picture	saves to tape/disk	
X	X-Pad input device	change drawing device	
J	joystick input device	change drawing device	
P	Hi-Res pak input dev.	change drawing device	
" "	update whole picture	press spacebar	

If you want to use a Hi-Res pak, use a value of 2. Those using the standard joystick port input need to set DV equal to 3. Edit in the appropriate value

with Escher's world. I can't help but wonder what he would have done next if he had the use of today's microcomputers to continue his work. □


180113
 36091
 END78

Listing 1: ESCHER

```

10 ON DV GOTO 30,40,50
20 GOTO430' & SET UP VARIABLES
30 X=PEEK(65376):Y=PEEK(65377):S
=PEEK(65378):GOTO 60 ' X PAD
40 Y=PEEK(65433)/1.15:X=PEEK(654
34):S=PEEK(65424)+3:GOTO60'HIRES
50 X=JOYSTK(0):Y=JOYSTK(1):S=(PE
EK(65280)AND1)+3 ' JOYSTICK
60 PUT(X,Y)-(X+K,Y+K),C,NOT
70 IF S=3 THEN 90 ELSE PUT(X,Y)-
(X+K,Y+K),C,NOT
80 A$=INKEY$:IF A$<>" " THEN 180
ELSE 10
90 COLORC:LINE(X,Y)-(X+K,Y+K),PS
ET,BF
100 XR=INT(X/((R+1)*2))*((R+1)*2
)
110 X=X-XR
120 IF M THEN LINE(R-X+XR+R+1,Y)
-(R-X+XR+K+R+1,Y+K),PSET,BF
130 Y=Y-INT(Y/((R+1)*2))*((R+1)*
2)
140 IF Y>R THEN Y=Y-R-1:X=X-R-1:
IF X<0 THEN X=(R+1)*2+X
150 COLORC:LINE(X+W,Y+W)-(X+K+W,
Y+K+W),PSET,BF
160 IF M THEN LINE(R+(R-X)+W+1,Y
+W)-(R+(R-X)+K+W+1,Y+K+W),PSET,B
F
170 GOTO 10
180 IF A$="C" THEN 400' CLEARPIC
190 IF A$="W" THEN C=1' WHITE
200 IF A$="B" THEN C=0' BLACK
210 IF A$="1" THEN K=0' PENSIZEL
220 IF A$="2" THEN K=1' PENSIZEL2
230 IF A$="3" THEN K=2' PENSIZEL3
240 IF A$="X" THEN DV=1'X-PAD
250 IF A$="P" THEN DV=2'HIRESPAK
260 IF A$="J" THEN DV=3'JOYSTICK
270 IF A$="M" THEN IF M THEN M=0
ELSE M=1' MIRROR ON/OFF
280 IF A$="S" THEN CLS:PRINT"NAM
E TO SAVE AS (...../"ET$)":P
RINT@16,"(";:LINEINPUT A$:PRINT@
17,A$:PRINT@25,"/"ET$)":IF A$="
" THEN450 ELSE IF PEEK(188)=6 TH
EN CSAVEM LEFT$(A$,8),&H600,&H1D
FF,R+1 ELSE SAVEM LEFT$(A$,8)+"/
"+ET$,&HE00,&H25FF,R+1:GO


```



```

290 IF A$<>" " THEN 10'UPDATE PI
CTURE
300 SCREEN1,0':POKE65495,0'SPEED
POKE
310 GET(W,W)-(R+W,R+W),A
320 GET(W+R+1,W)-(W+R+R+1,R+W),B
330 F=0
340 FOR X=0 TO 255 STEP R+1
350 FOR Y=0 TO 191 STEP R+1
360 IF F THEN PUT(X,Y)-(X+R,Y+R)
,B,PSET:F=0 ELSE PUT(X,Y)-(X+R,Y
+R),A,PSET:F=1
370 NEXTY:IF F=0 THEN F=1 ELSE F
=0
380 NEXTX':POKE65494,0'SLOW POKE
390 SCREEN1,1:GOTO10
400 CLS:INPUT"ARE YOU SURE YOU W
ANT TO CLEAR THE SCREEN (Y/N)";
A$
410 IF A$<>"Y" THEN SCREEN1,1:GO
TO10
420 PCLS1:COLOR0:SCREEN1,1:GOTO4
50

```




```

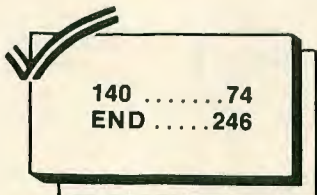
43Ø W=32:R=W-1:W=W*3:ET$="ESH"
44Ø DIM A(R),B(R),C(9):K=1:DV=1
45Ø PMODE4:SCREEN1,1:GOTO1Ø
46Ø ' *****
47Ø ' * A STUDY OF REGULAR *
48Ø ' * DIVISION OF THE PLANE *
49Ø ' *****
50Ø ' * COPYRIGHT 1986 BY *
51Ø ' * ERIC M. WHITE *
52Ø ' * ALL RIGHTS RESERVED *
53Ø ' *****
54Ø ' * VERSION: 1.Ø 86Ø4.2Ø *
55Ø ' *****

```

```

13Ø NEXT Y2
14Ø PR$(Y1)=PR$(Y1)+CHR$(NB+128)
:NB=Ø
15Ø NEXT X1:PRINT#-2,GN$;
16Ø FORL=1TO9:PRINT#-2,PR$(Y1);:
NEXT
17Ø PRINT#-2:NEXT Y1
18Ø FOR X=Ø TO 1Ø
19Ø FOR Y1=1 TO 63 STEP 7
20Ø FOR L=1TO9:PRINT#-2,PR$(Y1);
:NEXTL
21Ø PRINT#-2:NEXT Y1,X
22Ø PRINT#-2,GF$CHR$(12);:RUN
50ØØ ' *****
51Ø ' * ESCHER DMP-2ØØ GRAPHIC *
52Ø ' * PATTERN PRINTOUT PROG. *
53Ø ' *****
54Ø ' * COPYRIGHT 1986 BY *
55Ø ' * ERIC M. WHITE *
56Ø ' * ALL RIGHTS RESERVED *
57Ø ' *****
58Ø ' * VERSION: 1.Ø 86Ø4.26 *
59Ø ' *****

```



Listing 2: PRINT200

```

1Ø CLEAR4ØØØ:ET$="ESH":DIM PR$(6
4)
2Ø GN$=CHR$(18)' GRAPHICS ON
3Ø GF$=CHR$(3Ø)' GRAPHICS OFF
4Ø CLS:PRINT"NAME TO LOAD IS (..
...../"ET$)"
5Ø PRINT@16,"(";:LINEINPUT A$:PR
INT@17,A$
6Ø PRINT@25,"/"ET$)":IF A$="" T
HEN RUN ELSE IF PEEK(188)=6 THEN
CLOADM LEFT$(A$,8) ELSE LOADM L
EFT$(A$,8)+"/"+ET$
7Ø PMODE4:SCREEN1,1
8Ø PRINT#-2,CHR$(27)CHR$(23)' CO
MPRESS ON
9Ø FORY1=1 TO 63 STEP7
10Ø FORX1=Ø TO 63
11Ø FORY2=Ø TO 6
12Ø IF PPOINT(X1,Y1+Y2)=Ø THEN N
B=NB+INT(2^Y2)

```



SPECTROGRAM

MAGAZINE FOR COLOR COMPUTER USERS.

- * Programs for business, home management, self-improvement, games, utilities
- * Reviews of Color Computer products
- * Tutorials on programming in Assembly, C, Pascal, and Basic
- * Contests

GROUP RATES: \$15 with orders of 5 or more subscriptions!



SPECIAL OFFER

As an introductory offer, you can order the first year of SPECTROGRAM Magazine at 40% off the cover price. For \$18, you will receive 12 issues of the magazine that could become the most informative addition to your Color Computer system.

We want to establish a line of two-way communication between our staff and our readers as an aid in serving your needs. Please enclose any comments or special requests with your subscription form.

PLEASE SEND ME 12 ISSUES OF SPECTROGRAM MAGAZINE FOR \$18 (40% OFF THE COVER PRICE).

Name: _____

Address: _____

City: _____

State: _____ Zip: _____

Check enclosed Visa Mastercard

Card # _____ Exp. Date _____

Mail to: SPECTROGRAM Magazine
P.O. Box 138
Rockford, IL 61105
(815) 968-9600

Orders
800-628-2828
Ext. 850



Information
301-521-4886

The Handicappers!

The Pros

Tired of wrestling with Sunday point spreads? Let your Color Computer do it for you! Pigskin Predictions, the best-selling NFL handicapper, is ready for 1985. Spend a few minutes typing in scores each week, and here's what it will do:

- Menu-driven selection of schedules, ratings, division races, predictions or results by team or week. Seven different reports available.

- Easy once-a-week entry of scores—no complex, meaningless stats.

- Predicts scores of all games for remainder of season each week!

- Calculates projected won-lost records for all weeks.

- Maintains home field advantage and power ratings for all teams.

- 1985 schedule data file included free.

- 32/64K enhanced version features dazzling Rainbow Writer Screen display. Seeing is believing! Standard 16K version included, too.

- You'll be amazed at the power of this program. 16/32K ECB required (32K for disk). Only \$39.95 on tape or disk. 1985 Data tape or disk for previous owners, just \$13.95.



College

After two years of searching, we've finally found a college football handicapper! We think it's a winner! The Lockmaster® maintains stats on 105 major college teams, analyzes the local point-spread, and rates the game as a betting proposition. Why waste your efforts on games with marginal chances of success, when you can get your Color Computer to pick the games that are most likely to make you a winner?

To use the program, all you need are the College Football ratings that

appear each week in USA Today. You can run individual games (including bowl games), update team stats and customize each game's rating with critical information such as coaching and quarterback changes and injuries to key players.


Using the weekly stats and our mathematical formula (which includes schedule difficulty, power ratings, offense and defense), The Lockmaster rates each game against the current point spread and tells you how sure the bet is.

The Lockmaster is easy to use and menu driven. It includes complete instructions and data file for 105 major college teams. 32K/64K Disk only. Just \$39.95.

Thoroughbred, Harness, Greyhound



HORSE RACES



HARNESS RACES



DOG RACES

Use your **Color Computer** to improve your performance at the track! These 16K programs for **Thoroughbred**, **Harness** and **Greyhound** racing rank the horses or dogs in each race quickly and easily, even if you've never handicapped before. All the information you need is readily available from the Racing form, harness or dog track program. We even provide diagrams showing you where to find each item!

Thoroughbred factors include speed, distance, past performance, weight, class, jockey's record, beaten favorite and post position. **Harness factors** include speed, post position, driver's record, breaking tendencies, class, park-

ed-out signs and beaten favorite. **Greyhound factors** include speed, past performance, maneuvering ability, favorite box, class, kennel record, beaten favorite and breaking ability.

We include complete instructions and a wagering guide that tells you which races to bet and which to avoid—one of the real secrets of good handicapping. You can buy a more expensive handicapper, but we don't think you can buy a better one! **Thoroughbred, Harness or Greyhound Handicapper**, \$39.95 each on tape or disk. Any two for \$59.95 or all three for \$74.95.



Federal Hill Software 8134 Scotts Level Rd. Baltimore, Md. 21208



Fun and Foolery

ARCADE

16K
ECB

Mastering the Gates By Keiran Kenny

This short game called *Gates* is not intended for sizzling zappers of cosmic creeps, but for those who lack the speed and dexterity needed to qualify as the fastest laser in the western galaxy.

The screen shows five equally spaced fences. You are the yellow spot at the bottom center of the screen and



must pass through the gates in all five fences in order to reach home. The gates open and close at random and you never know when a gate will open, or stay open long enough to pass through.

When a gate opens in a fence, press the left- or right-arrow key to move in the required direction, then press the up-arrow key before the gate disappears and you will pass through and gain 20 points. If the gate slams shut, you bounce back and lose 10 points. *Gates* begins with an initial bonus score of 500, which should be enough to keep the score at a positive value.

The listing: GATES

```

Ø 'GATES: BY KEIRAN KENNY, 1985
1Ø CLSØ:X=RND(-TIMER):OK=5ØØ
2Ø PRINTØ,"*****GATES**
*****";
3Ø FORX=ØTO63:SET(X,5,8):SET(X,1
Ø,8):SET(X,15,8):SET(X,2Ø,8):SET
(X,25,8):NEXT
4Ø PRINTØ46,"home";
5Ø H=32:V=28
6Ø P=RND(6Ø):IFP/2=INT(P/2)THEN6
Ø
7Ø N=RND(5):L=N*5:K$=INKEY$
8Ø F=25+RND(55):TIMER=Ø
9Ø RESET(P,L):RESET(P+1,L):RESET
(P+2,L)
1ØØ SET(H,V,2)
11Ø IFL=V-3THENK$=INKEY$ELSEGOTO
28Ø
12Ø IFP+1>H THENS=2:GOTO17Ø
    
```



```

13Ø IFP+1<H THEN S=-2:GOTO15Ø
14Ø IFP+1=H THEN19Ø
15Ø IFK$<>CHR$(8) THEN11Ø
16Ø IFK$=CHR$(8) THENFORX=H TO P+
1STEPS:SET(X,V,2):RESET(X+2,V):G
OSUB29Ø:H=X:NEXT:RESET(H+2,V):GO
TO28Ø
17Ø IFK$<>CHR$(9) THEN11Ø
18Ø IFK$=CHR$(9) THENFORX=H TO P+
1STEPS:SET(X,V,2):RESET(X-2,V):G
OSUB29Ø:H=X:NEXT:RESET(H-2,V):GO
TO28Ø
19Ø IFK$<>CHR$(94) THEN11Ø
2ØØ IFK$=CHR$(94) THENFORX=L+3 TO
L-2STEP-1:SET(H,X,2):RESET(H,X+
1):GOSUB29Ø:IFPOINT(H,X-1)=8THEN
RESET(H,X):RESET(H,X+1):V=X+2:SE
T(H,V,2):SOUND128,1:Z=Z+1Ø:B$="
(DOWN 1Ø)":GOTO22ØELSEV=X:NEXT:O
K=OK+2Ø:B$=" (UP 2Ø)":IFV>5THEN2
2Ø
21Ø IFV<5THENPRINT@46,CHR$(128)+
CHR$(128)+CHR$(128)+CHR$(128);:P
RINT@Ø,CHR$(31)"HOME! SCORE ="OK
-Z;:GOTO23ØELSE28Ø
22Ø PRINT@Ø,CHR$(31):PRINT@7,"SC
ORE"+B$+" ="OK-Z:GOTO28Ø
23Ø PRINT": ANOTHER? Y/N";
24Ø K$=INKEY$:IFK$=""THEN24Ø
25Ø IFK$="Y" THENCLS:Z=Ø:GOTO1Ø
26Ø IFK$="N" THENCLS:END
27Ø GOTO24Ø
28Ø GOSUB29Ø:IFPOINT(P+1,L)=8 TH
EN6ØELSE11Ø
29Ø IFTIMER>F THENSET(P,L,8):SET
(P+1,L,8):SET(P+2,L,8):RETURNELS
ERETURN

```

SIMULATION

16K
ECB

Laying Down the Chips

By Bill Bernico

At one time or another, most everyone has played bingo. It's one person's job to pick the little bingo chips from a revolving drum and call out the numbers. In the professional version, a plexiglass tank with 75 blowing ping pong balls is used. One ball at a time randomly pops up to the top as the next bingo number to be called. The following program, *Automatic Bingo Caller*, simulates this machine. It's not a bingo game but it randomly calls all of the 75 bingo numbers one at a time without duplication.

Upon running the program two lines are displayed at the top of the screen. The first line displays the numbers already called. The second line tells you how many

numbers have not been called. Pressing 'C' picks the next number; 'B' and the game pauses so a player's card may be checked for a correct bingo; and 'N' starts a new game. If it turns out that a player did not have a bingo, pressing 'R' resumes that particular game. That's all there is to it!

The listing: BINGO

```

1Ø 'ABC-AUTOMATIC BINGO CALLER
2Ø 'BY BILL BERNICO
3Ø '7Ø8 MICHIGAN AVE.
4Ø 'SHEBOYGAN, WI 53Ø81
5Ø '(414) 459-735Ø
6Ø '
7Ø DIM B(15),C(5,15)
8Ø DATA 1,2,3,4,5,6,7,8,9,1Ø,11,
12,13,14,15
9Ø FOR X=1 TO 15:READ B(X):NEXT
X
1ØØ Y=96:CLS:FOR F=1 TO 5:FOR V=
1 TO 15
11Ø C(F,V)=(F-1)*15+V
12Ø NEXT V:NEXT F
13Ø FOR X=1 TO 75
14Ø F=RND(5):V=RND(15)
15Ø IF C(F,V)=Ø THEN 14Ø
16Ø C(F,V)=Ø
17Ø PRINT@Ø,"NUMBERS CALLED ="X
18Ø PRINT@32,"NUMBERS LEFT ="7
5-X
19Ø PRINT@64,STRING$(32,131);
2ØØ IF F=1 THEN PRINT@Y,"b"B(V);
21Ø IF F=2 THEN PRINT@Y,"i"B(V)+
15;
22Ø IF F=3 THEN PRINT@Y,"n"B(V)+
3Ø;
23Ø IF F=4 THEN PRINT@Y,"g"B(V)+
45;
24Ø IF F=5 THEN PRINT@Y,"o"B(V)+
6Ø;
25Ø IF X=75 THEN 31Ø
26Ø Y=Y+4:PLAY"L25Ø5V5C"
27Ø I$=INKEY$:IF I$=""THEN 27Ø
28Ø IF I$="C"THEN NEXT X
29Ø IF I$="B"THEN 31Ø
3ØØ GOTO 27Ø
31Ø FOR F=1 TO 3
32Ø PRINT@25,"BINGO":EXEC 43345
33Ø FOR D=1 TO 15Ø:NEXT D
34Ø PRINT@25,"bingo":EXEC 43345
35Ø FOR D=1 TO 15Ø:NEXT D:NEXT F
36Ø PRINT@483,"rESUME THIS GAME
nEW GAME";
37Ø I$=INKEY$:IF I$=""THEN 37Ø
38Ø IF I$="R"AND X=75 THEN RUN
39Ø IF I$="R"AND X<75 THEN PRINT
@483,STRING$(27,143);:GOTO 28Ø
4ØØ IF I$="N"THEN RUN
41Ø GOTO 37Ø


```


Fly Off the Handle

By Anchor Wright

The following program, *Simple Flight Simulator* demonstrates the basics of flight. It takes a while to be able to totally control the jet. The vertical movement of the right joystick controls the right half of the horizon and horizontal movement controls the left half of the horizon.

You can practice forever because the CoCo jet never runs out of fuel!



The listing: FLIGHT

```

Ø POKE65495,Ø:CLS:PRINT@1,"SIMPL
E FLIGHT SIMULATOR";:PRINT@64,"C
REATED BY: ANCHOR WRIGHT";:PLAY"
P1":PMODE4,1:POKE179,1:PCLS:SCRE
EN1,1
1 H=JOYSTK(Ø):V=JOYSTK(1)
2 IFH<2ØTHENA=A+1
3 IFV<2ØTHENB=B-1
4 IFH>4ØTHENA=A-1
5 IFV>4ØTHENB=B+1
6 IFA<ØTHENA=A+1
7 IFB<ØTHENB=B+1
8 IFA>191THENA=A-1
9 IFB>191THENB=B-1
1Ø POKE178,1:LINE(Ø,1+A)-(255,1+
B),PSET:POKE178,2:LINE(Ø,A)-(255
,B),PSET:DRAW"BM128,96C1R9L18UR1
8L18R9U6RD6L2U6D6LU3D3R4U3":GOTO
1

```


Calling to Mind

By David Huang

Repeat It is a game that requires a good memory. Four squares, along with the title and score, appear on the screen. Press any key to start the game and a square lights up with a short "beep." You must then press the number (1-4) corresponding to that square. If the computer's sequence is repeated correctly, the score increments by one and another square is added to the sequence. The sequence will be replayed by pressing the 'R' key. If a key is pressed that does not correspond to the square in sequence, the game ends.

The object of the game is to repeat as many sequences as possible to obtain a high score. Exceeding a score of 10 without replaying any sequence indicates great memorization.

Enjoy!



The listing: REPEAT IT

```

1Ø DIMP(1ØØ),BE(5Ø):Z=1
2Ø PMODE4,1:PCLS:SCREEN1,1
3Ø FORI=ØTO9:READN$(I):NEXTI
4Ø DATA U5R4D5L4,BR2R2LU5G,NR5E4
HL2G,R5U3NL3U2L5,BR3U5G3R4,R4EUH
L3U2R4,R5U2L4ND2U3R4,BR4U3EUL4D,
R5U5L5D2NR4D3,R5U5L5D2R4
5Ø DRAW"BM96,4Ø;ND7R4FDGNL4FFD2B
R3BU7NR5D3NR4D4R5BR3BU7ND7R4FD2G
L4BD3BR8BU7NR5D3NR4D4R5BR3BU7BDD
6U4NR5U2ER3FD6BR3BU7R4L2D7BR1ØBU
7R4L2D7L2R4BR4BU7R4L2D7"
6Ø DRAW"BM96,13Ø;BR3U6NL2R2BR2R3
LD6NLRBR3U6F2E2D6BR3U6NR3D3NR3D3
R3BR3R3U3L3U3R3BR3D2BD2D2"
7Ø X=135:FORI=1TO3:DRAW"BM"+STR$(
X)+",13Ø;"+N$(Ø):X=X+8:NEXTI

```



```

80 DRAW"BM88,80;D20R20U20NL20R20
D20NL20R20U20NL20R20D20L20"
90 X=95:FORI=1TO4:DRAW"BM"+STR$(
X)+",70;"+N$(I):X=X+20:NEXTI
100 A$=INKEY$:IF A$="" THEN 100
110 C=RND(4)
120 P(Z)=C:FORT=1TOZ:PAINT(69+(P
(T)*20),85),,5:SOUND1,10:PUT(69+
(P(T)*20),81)-(69+(P(T)*20+18),9
9),BE,PSET:NEXTT:B=1
130 A$=INKEY$:IF A$="" THEN 130
140 SOUND255,1
150 IF A$="R" THEN 120
160 IF VAL(A$)=P(B) THEN 170 ELSE
190
170 B=B+1:IF B>Z THEN 180 ELSE 130
180 TI$=STR$(Z):X=151:FORS=1TO3:
J$=LEFT$(RIGHT$(TI$,S),1):PUT(X,
122)-(X+5,130),BE,PSET:DRAW"BM"+
STR$(X)+",130;"+N$(VAL(J$)):X=X-
8:NEXTS:Z=Z+1:GOTO 110
190 FORI=1TO10:SOUND1,1:NEXTI:DR
AW"BM97,150;U6R4D2BD2NLD2NL4BR3U
6R4D3NL3D3BR3U6F2NDE2D6BR3NR4U3N
R3U3R4BR8ND6R4D6NL4BR3BU6D4F2E2U
4BR3BD6NR4U3NR3U3R4BR3BD6U6R4D3L
4R2F2D"
200 GOTO 200

```

The listing: BREAKDIS

```

1 CLEAR 600,&H7EFF ' MEM FROM
&H7F00 AND UP FOR M/L
2 READ X$,Y$:IF X$="" THEN 3 ELSE
X$="&H"+X$:Y$="&H"+Y$:X=VAL(X$):
Y=VAL(Y$):POKE X,Y:GOTO 2:DATA F8
,32,F9,62,FA,1C,FB,AF,FC,7E,FD,A
D,FE,A5,19A,39,19B,0,19C,F8,19A,
7E,0,0 ' NOW THE break KEY IS D
ISABLED SORT OF.
3 FOR X=&H7F00 TO &H7F0C:READ A$
:V=VAL("&H"+A$):POKE X,V:NEXT X:DE
FUSR0=&H7F00:DATA AD,9F,A0,00,27,
FA,1F,89,4F,BD,B4,F4,39 ' ADD
M/L KEYREAD FOR PROGRAM AT LINE
500000-
9 REM *** THE FOLLOWING (LINES 1
0-50) IS A DEMO OF HOW TO USE TH
IS PROGRAM... TRY TO break IT AT
ANY TIME!!!
10 CLS:PRINT "PLEASE ENTER A STR
ING...";
20 GOSUB 500000
30 PRINT:PRINT "THE LINE YOU ENT
ERED IS:";ZZ$
35 PRINT:PRINT:PRINT "PRESS ANY K
EY WHEN READY...":ZZ=USR0(0) ' C
ALL KEYREAD ROUTINE JUST FOR DEL
AY...
40 FOR X=1 TO 500:PRINT X:NEXT
50 END
100000 GOTO 100000
500000 ZZ$=""
50010 PRINT CHR$(128);
50020 WZ=USR0(0)
50030 WZ$=CHR$(WZ)
50040 PRINT CHR$(8);
50050 IF WZ=8 THEN IF LEN(ZZ$)<=0
THEN 50110 ELSE ZZ$=LEFT$(ZZ$,L
EN(ZZ$)-1):PRINT CHR$(8);:GOTO 500
10
50060 IF WZ=13 THEN PRINT:RETURN
50070 IF WZ=21 THEN IF LEN(ZZ$)>
1 THEN FOR CC=LEN(ZZ$) TO 1 STEP
-1:PRINT CHR$(8);:NEXT:GOTO 500000
50080 IF WZ>31 AND WZ<123 THEN 5
0090 ELSE 50010
50090 IF LEN(ZZ$)=>240 THEN SOUN
D 100,1:IF LEN(ZZ$)>254 THEN SOUN
D 100,2:GOTO 50010
50100 ZZ$=ZZ$+WZ$:PRINT WZ$;
50110 GOTO 50010

```

PROGRAMMING UTILITY

16K
ECB
MOD.

32K
ECB

Break Key Disable By Eric Harrison

The following program should be particularly useful in games and educational programs written for small children. It first disables the BREAK key, then places a machine language keyboard routine in memory. To call the program use a GOSUB 50000 and then copy the variable ZZ\$ to whatever variable you want to use. This can be done with a simple assignment statement. To allow entry of a numeric variable, use VAL(ZZ\$) and assign this to the appropriate variable.

Note that the BREAK key will work until Line 2 is executed. Also, the BREAK key is not disabled while in the direct command entry mode. This is to allow for editing of programs.

As written, the program requires 32K Extended Color BASIC but can be altered to run on a 16K ECB system as follows:

- 1) In Line 3 change the FOR loop values from &H7F00 to &H3F00 and &H7F0C to &H3F0C.
- 2) Change the CLEAR statement in Line 1 to CLEAR 600,&H3EFF.
- 3) In Line 3 change the DEFUSR statement to DEFUS RO=&H3F00.

Masonry Madness

By Andy Blount

Bricks is a Lo-Res puzzle-type game in which you must move a stack of bricks from one side to another. All of the bricks are different sizes and are represented by Xs. Only one brick can be moved at a time and large bricks can't be stacked on smaller ones.

To play the game use the left- and right-arrow keys to move the 'G' and 'P' across the top of the screen. The 'G' represents getting a brick and the 'P' represents placing a brick. To get or place a brick press ENTER and it disappears or appears, if the move is not illegal. The score is tallied by how many moves have been made; the lower the better.



The listing: BRICKS


```
10 RP$=STRING$(8," "):FORX=1TO8:
L$=L$+"X":L(X)=X:L$(X)=L$:NEXT:X
$(2)="87654321"
20 CLS:PRINT@13,"BRICKS":PRINT@4
1,"BY ANDY BLOUNT":PRINT@74,"SCO
RE: 0":FORX=0TO7:A$=MID$(X$(2),X
+1,1):PRINT@459-X*32,L$(VAL(A$))
:NEXT:P=1:P$="g":PRINT@162,P$:P
L=1
30 IN$=INKEY$:IFIN$="" THEN30 EL
SEIFIN$=CHR$(9) ANDPL<>3 THENPRI
NT@162+(PL-1)*9," ";PL=PL+1:PRI
NT@162+(PL-1)*9,P$ ELSEIFIN$=CHR
$(8) ANDPL<>1 THENPRINT@162+(PL-
1)*9," ";PL=PL-1:PRINT@162+(PL-
1)*9,P$: ELSEIFIN$=CHR$(13) THEN
```

```
IFP=2THEN80 ELSE50
40 GOTO30
50 IFLEN(X$(PL))=0 THEN30
60 P=2:P$="p":N$=RIGHT$(X$(PL),1
):M=VAL(N$):M$=L$(M):PRINT@107,M
$:PR$=LEFT$(X$(PL),1):PRINT@450+
(PL-1)*9-((LEN(X$(PL))-1)*32),RP
$:MID$(X$(PL),LEN(X$(PL)),1)="
":Y$=X$(PL):X$(PL)=LEFT$(Y$,LEN(
X$(PL))-1)
70 PRINT@162+(PL-1)*9,P$:GOTO100
80 IFLEN(X$(PL))=0 THENX$(PL)=MI
D$(STR$(M),2,1) ELSEN$=RIGHT$(X$
(PL),1):IFM>VAL(N$) THEN100 ELSE
Y$=MID$(STR$(M),2,1):X$(PL)=X$(P
L)+Y$:M$="":M=0
90 PRINT@107,RP$:P=1:P$="g":PR$=
RIGHT$(X$(PL),1):PRINT@450+(PL-1
)*9-((LEN(X$(PL))-1)*32),L$(VAL(
PR$)):PRINT@162+(PL-1)*9,P$
100 SC=SC+1:PRINT@80,SC:IFLEN(X$
(1))=8 ORLEN(X$(3))=8 THEN110ELS
E GOTO30
110 PLAY"O4L10CDEFGAB":CLS:PRINT
"CONGRADULATIONS, YOU SOLVED THE
PUZZLE IN";SC;"MOVES.":END
```

Settle a Score

By Tio Babich

JoyScore is a utility designed for use in game program-
ming. It allows players to enter first, second and third
place high scores using the right joystick.



The listing: JOYSCORE

```

10 CLS3
20 PRINT" USE THIS UTILITY IN YO
UR NEXT GAME. USE A GOSUB 1000
0 AND SET YS EQUAL TO THE VA
RIABLE HOLDING THE PLAYERS SC
ORE. DELETE LINES 0-9999 AN
D 10010. FOR A DEMONSTRATION"
31 PRINT" PRESS A KEY."
32 PRINT"NOTE: THE '&' SIGN ENDS
INPUT.";
50 EXEC 44539
8999 GOSUB100000
9000 STOP
10000 REM** USE YS AS THE PERSO-
NS SCORE AND USE THIS SUBROUTE
WITH A GOSUB 10000 ROUTINE.
10005 IF YS<HS AND S<MS AND S<LS
THEN GOTO 10270
10006 A=0:J=0:I=0
10010 YS=1000
10020 PLAY"L255"
10030 CLS0
10040 A$="ABCDEFGHIJKLMNQRSTU
WXYZ . &"
10050 Y=10
10060 R$=""
10070 Q$=STRING$(32,196)
10080 PRINT"SELECT LETTERS WITH
JOYSTICK."
10090 PRINT
10100 PRINT@128,A$
10110 J=JOYSTK(0)
10115 IF J>59 THEN J=59
10120 K=INT(J/2)
10130 SET(J,Y,2):PLAY"V5;ABC;V15
":RESET(J,Y)
10135 IF PEEK(65280)=254 AND K=2
9 THEN GOTO 10210

```

```


10140 IF PEEK(65280)=254 OR PEEK
(65280)=126 THEN PLAY"ABCDEFGF":G
OSUB10160:A=A+1:IF A>11THEN10210
ELSEPRINT@204,R$
10150 GOTO10110
10160 IF K=26 THEN R$=R$+" ":RET
URN
10170 IF K=27 THEN R$=R$+" ":RET
URN
10180 IF K=28 THEN R$=R$+CHR$(8)
:A=A-2:RETURN
10200 R$=R$+CHR$(K+65):RETURN
10210 CLS
10220 T$="":T$=R$
10230 IF YS>HS THEN L$=M$:LS=MS:
M$=H$:MS=HS:HS=YS:H$=T$:GOTO1026
0
10240 IF YS>MS THEN L$=M$:LS=MS:
MS=YS:M$=T$:GOTO10260
10250 IF YS>LS THEN LS=YS:L$=T$
10260 CLS
10270 PRINTQ$:PRINT" h
igh scores"
10280 PRINTQ$;:PRINT"
IST PLACE":PRINTQ$;
10290 PRINHT$,HS:PRINTQ$;
10300 PRINT " 2ND
PLACE":PRINTQ$;
10310 PRINTM$,MS
10320 PRINTQ$;:PRINT"
3RD PLACE":PRINTQ$;
10330 PRINTL$,LS
10334 FOR T=1 TO 10
10340 PLAY"L225;V3;ABC;V6;ABC;V9
;ABC;V12;ABC;V15;ABC;V18;ABC;V21
;ABC;V24;ABC;V27;ABC;V30;ABC;V31
;A;V15;L255"
10345 NEXTT
10350 RETURN

```

CANYON COUNTY DEVICES

P.O. BOX C
SAUGUS, CA. 91350

24hr. Line (805)253-0221



SOFT SECTORED
DISKS
 DISKS IN PACKAGES OF 10
 PER PACK 3 PACKS
 SSDD \$ 7.95 \$22.50
 DSDD \$ 8.95 \$25.50

WITH HUB RINGS, SLEEVES,
 LABELS, & WRITE PROT. TABS
 100% ERROR FREE WARRANTY

COLORS AVAILABLE, ALSO 3.5 in.
 MICRO DISKS AT SIMILAR SAVINGS.
 CALL OR WRITE FOR PRICES.

10% DISCOUNT

SPECIAL THIS MONTH
 Order before the end
 of August and take a
 10% DISCOUNT off of
 order total.

No handling charge on orders
 of \$20 or more.
 ADD \$1.50 handling on orders
 of less than \$20. COD orders
 add \$1.50 COD charge.
 Calif. sales add 6.5% tax.

PRINTER RIBBONS

Catalog#	All Guaranteed Description	Per Ribbon	Box of 6	\$50-\$150 per order
101-1090	Brother HR 15/25 (nylon)	\$ 6.60	\$ 36.15	\$ 35.05
101-1410	Centronics 150/152-2/159	\$ 6.15	\$ 33.65	\$ 32.65
101-1505	C. Itoh Prowriter I&II	\$ 5.05	\$ 27.75	\$ 26.85
101-2240	Epson LX80 Spectrum (nylon)	\$ 5.95	\$ 32.65	\$ 31.65
101-2250	Epson MX/FX/RX70/80 (nylon)	\$ 4.95	\$ 27.25	\$ 26.40
101-2270	Epson MX/FX/RX 100 (nylon)	\$ 6.85	\$ 37.60	\$ 36.50
101-2900	IBM Selectric II (Correctbl)	\$ 1.95	\$ 10.90	\$ 10.55
101-4315	NEC 5500/7700 Spinwriter	\$ 7.40	\$ 40.60	\$ 39.35
101-4505	Okidata ML80/82/83/92/93	\$ 2.15	\$ 11.90	\$ 11.50
101-4515	Okidata ML84 (nylon)	\$ 4.85	\$ 26.75	\$ 25.90
101-4525	Okidata Microline 182/192	\$ 8.90	\$ 49.00	\$ 47.50
101-4970	RadioShack TRS-80 LP V11	\$ 7.40	\$ 40.60	\$ 39.35
101-4970	Gorilla Banana (nylon)	\$ 7.40	\$ 40.60	\$ 39.35
101-5545	Tally/Mannes. Spirit 80	\$ 6.95	\$ 38.10	\$ 36.95

Ribbons for most printers available. Send us your name, address,
 & description of printer for Quote & Catalog.
 Quantity Discount Prices available in larger quantities. OK to
 mix ribbons (minimum 1 box per type) for Discounts.
 Colors available in some popular types. SEND FOR CATALOG.

WE'VE OUTDONE OURSELVES!

DS-69A DIGISECTOR™ THE VIDEO DIGITIZER NOBODY CAN BEAT!

NEW

The DS-69A is the best video digitizer available for your COCO at any price. This new, turbocharged version of our original DS-69 Digisector allows your 64K COCO to see clearly into the world of any television picture.

- PEED!** The fastest — 8 images per second!
- PRECISION!** The highest — 64 levels of true grey scale!
- RESOLUTION!** The finest — 256 × 256 picture elements!
- Compatibility** Use with a black and white or color camera, a VCR or tuner.
- Compactness** Self contained in a plug in Rompack.
- Convenience** Use with a Y-cable, Multi-Pak, PBJ Bus or plug directly into the cartridge slot.
- Ease of Use** Software on disk will get you up and running fast!

POWERFUL C-SEE™ SOFTWARE

C-SEE is the menu driven software package included with your DS-69A. Available on disk or cassette, it provides lightning fast 5 level digitizing to the screen, high precision 16 level digitizing for superb hard copy printout and simple keyboard or joystick control of brightness and contrast. Or call our driver routines from your own Basic program for easy 64 level random access digitizing. Pictures taken by the DS-69A may be saved on disk or cassette by C-SEE and then edited with COCO MAX, MAGIGRAPH or GRAPHICOM for special effects. Any of the popular printers may be used to obtain printouts of images digitized by the DS-69A.

ONE YEAR WARRANTY

DS-69A Digisector & C-SEE III Software	\$149.95
OR your DS-69 &	\$ 59.95
MAGIGRAPH Graphics Editor on disk	\$ 39.95

DS-69 DIGISECTOR™ THERE'S ONLY ONE BETTER VIDEO DIGITIZER...

And that's the DS-69A. The DS-69 is The Micro Works' original video digitizer, tried and true since 1984. It provides almost all the features of the DS-69A and is now available at a new low price. The DS-69 features;

- SLUGGISHNESS** 2 images per second. Quick enough to freeze all but the fastest moving pictures.
- INCOMPATIBILITY** Brightly colored scenes may be striped when using a color camera.
- INCONVENIENCE** Will not work with a Y cable.

Otherwise, it's a DS-69A. Precision, resolution, compactness, ease of use, software and warranty. Except one last thing.

DS-69 Digisector & C-SEE III Software	\$ 99.95
---------------------------------------	-----------------

Superb image quality produced by both Digisectors.



Printout



Screen



Screen

NO RISK GUARANTEE

If you are not completely satisfied with the performance of your new DS-69A or DS-69 you may return it, undamaged, within ten days for a full refund of the purchase price. We'll even pay the return shipping. If you can get any of our competitors to give you the same guarantee, buy both and return the one you don't like. We know which one you'll keep.

Purveyors of Fine Video Digitizers Since 1977.

THE MICRO WORKS

Terms: Visa, Mastercard, Check or C.O.D.

P.O. Box 1110 Del Mar, CA 92014 (619) 942-2400

RAINBOW

Give us your best: Join the ranks of these courageous CoCoists in showing the Color Computer world your high score at your favorite micro-diversion. We want to put your best effort on record in THE RAINBOW's "Scoreboard" column. All entries must be received 60 days prior to publication. Entries should be printed — legibly — and must include your full name, address, game title, company name and, of course, your high score. Each individual is limited to three score entries per month. Send your entries to Scoreboard, c/o THE RAINBOW. The "Rainbow Scoreboard" is now a bimonthly feature.

For greater convenience, your high scores may also be sent to us through the MAIL section of our new Delphi CoCo SIG. From the CoCo SIG> prompt, pick MAIL, then type SEND and address to: EDITORS.

★ Current Record Holder • Shutout

ALPINE SLOPES (THE RAINBOW, 12/85)	34,990	Skip Freamon, Citrus Heights, CA
4,254 ★Todd Wirtz, Midland, MI	32,190	Roger Dingleline, Chapel Hill, NC
3,851 Michael Wolcheski, Meriden, CT	DESERT RIDER (Radio Shack)	
3,478 Rick Busse, Granite City, IL	68,872 ★Janine Freamon, Citrus Heights, CA	
3,299 Neil Edge, Williston, FL	85,215 Skip Freamon, Citrus Heights, CA	
3,056 Matthew Neilson, Endwell, NY	51,519 Michael Lizardy, Oregon, OH	
1,518 Roy Geao, Hot Springs, AR	37,912 Kenneth Merkel, Houston, TX	
AMPHIBIA (THE RAINBOW, 8/85)	37,550 Keith Miller, Houston, TX	
11,200 ★Daniel Bisbee, Chesterfield, MA	DONPAN (Radio Shack)	
6,665 David Salvatore, New Kensington, PA	20,000 ★Rodrigo Maldonado, Whittier, CA	
ANDRONE (Radio Shack)	DOODLEBUG (Computerware)	
58,200 ★Scott Bellman, Bettendorf, IA	2,070,460 ★Robert Helfers, Sparta, IL	
57,300 Mitch Hart, Seattle, WA	30,330 Ken Dewitt, Blue Island, IL	
54,300 Daphnie Phillips, Evansville, WI	DOUBLE BACK (Radio Shack)	
53,500 Maurice MacGarvey, Dawson Creek, British Columbia	2,586,300 ★Eugene Roosa, Stone Ridge, NY	
27,950 Mike Tindall, Manitowoc, WI	1,618,400 Diane Guernon, Montreal, Quebec	
ASTRO BLAST (Mark Data)	450,600 Michael Brennan, Calgary, Alberta	
101,989 ★David Salvatore, New Kensington, PA	32,380 Lorrie Trout, Johnstown, CO	
63,125 Edward Vogel Sr., Pittsburgh, PA	27,000 Roy Geao, Hot Springs, AR	
53,950 Bill Fritsch, Whitehall, PA	DOWNLAND (Radio Shack)	
BATS AND BUGS (THE RAINBOW, 7/84)	68,142 ★Cooper Valentin, Vavenby, British Columbia	
24,600 ★Michael Rosenberg, Prestonburg, KY	45,291 Chuck Morey, Bakersfield, CA	
4,400 Jon Hobson, Plainfield, WI	38,014 James Pede, Rosedale, British Columbia	
3,050 Jay Lose, Gulfport, MS	37,990 John Siler, Dayton, OH	
3,000 Michael Scott, Johnstown, NY	33,450 Mike Tindall, Manitowoc, WI	
2,500 Steven Bullard, Allen, OK	31,138 Maurice MacGarvey, Dawson Creek, British Columbia	
BEAM RIDER (Spectral Associates)	DRAGON FIRE (Radio Shack)	
4,969,060 ★James Oakley, Nashville, TN	123,120 ★Rupert Young, Sheffield, MA	
3,042,470 Evelyn Thompson, Nederland, TX	46,713 Gilles Gagne, Sillery, Quebec	
747,200 Robert Eering, Swift Current, Saskatchewan	33,676 Nathanael Heller, Kenner, LA	
310,420 Trevor Nagel, Swift Current, Saskatchewan	21,221 Jermaine Jackson, Tallulah, LA	
BLACKBEARD'S ISLAND (NOVASOFT)	19,986 Owen Edson, Sherman Oaks, CA	
65 ★Jeff Hillison, Blacksburg, VA	DUNGEON QUEST (Computerware)	
78 Roy D. Grant, Toledo, OH	16,985 ★Albert Seliger, Lachine, Quebec	
79 Jeff Roberg, Winfield, KS	DUNKEY-MUNKEY (Intellectronics)	
BLACK SANCTUM (Mark Data)	276,900 ★Jon Schmidt, Buffalo, MN	
106 ★Jeff Hillison, Blacksburg, VA	216,400 Mark Aberdeen, Delisle, Saskatchewan	
BREWMASTER (NOVASOFT)	198,000 Pat Leathrum, Newark, DE	
451,650 ★Martha St. John, Highland Falls, NY	66,900 Michael Drouin, Reeds Spring, MO	
279,600 Alan Drazen, Longwood, FL	47,300 Esther Cassell, Eastern Passage, Nova Scotia	
216,350 Jean-Francois Morin, Loretteville, Quebec	ELEC*TRON (Tom Mix)	
166,175 Scott Purrone, Roselle Park, NJ	45,890 ★Byron Alford, Raytown, MO	
98,875 Chris Cope, Central, SC	40,650 Brad Gaucher, Hinton, Alberta	
BROTAN THE BLUE (THE RAINBOW, 8/85)	32,625 John Morris, Rustburg, VA	
2,534 ★Robert Obringer, Wayne, NJ	28,760 Craig Cornell, Greentown, IN	
BUBBLE WARS (THE RAINBOW, 2/86)	ENCHANTER (Infocom)	
26,900 ★Derek Leidig, Clinton, NY	185/186 ★David Tarleton, Williamsburg, VA	
24,400 Daniel Cecil, Bardstow, KY	80/115 Scott Bellman, Bettendorf, IA	
22,800 Brian McGuire, Golden, CO	FALCON'S LAIR (THE RAINBOW, 8/85)	
21,100 Vincent Neault, Biddeford, ME	18,461 ★Joyce Smith, Butler, PA	
14,881 Tandy Carter Jr., Atwater, CA	17,463 Michael Scott, Johnstown, NY	
BUSTOUT (Radio Shack)	15,707 Daniel Cecil, Bardstow, KY	
37,900 ★Gordon Rock, Davenport, IA	14,627 Alexander Taday, East Lyme, CT	
21,850 Charles Egglefield, Sault Ste Marie, Ontario	12,497 Dick Teeter, Hawley, PA	
21,630 Tanya Maestas, Denver, CO	9,984 Roy Geao, Hot Springs, AR	
21,236 Mike McCafferty, Idaho Falls, ID	FIGHTER PILOT (Saguro)	
18,403 Chris Zepka, North Adams, MA	350,450 ★Steven Arvay, St. Louis, MO	
BUZZARD BAIT (Tom Mix)	FIRESTORM (THE RAINBOW, 1/86)	
4,455,150 ★Paul Rumrill, Gales Ferry, CT	125,960 ★John Gruz, Peabody, MA	
3,091,700 Blossom Mayor, East Greenbush, NY	4,220 Bobby Shotko, Easton, PA	
1,133,850 Rupert Young, Sheffield, MA	2,080 Brook Whiffen, Jackson, MS	
980,500 Fruber Malcolm, Culpeper, VA	1,600 Rick Busse, Granite City, IL	
847,400 Gordon Rock, Davenport, IA	FROGGIE (Spectral Associates)	
152,450 Marc Gagnon, Cap-de-la-Madeleine, Quebec	24,360 ★Curtis Taylor, Scarborough, Ontario	
CALIXTO ISLAND (Mark Data)	22,940 Carlton Taylor, Scarborough, Ontario	
168 ★Chad Gott, Evangeline, LA	11,250 Mariano Frausto, Blue Island, IL	
	7,270 Christopher Taylor, Scarborough, Ontario	
CANDY CO. (Intracolor)		
103,306 ★Kirk Nedrebeg, Liverpool, OH		
CANYON CLIMBER (Radio Shack)		
9,988,000 ★Brannon Baxley, Live Oak, FL		
9,129,100 Gary Mohnsen, Tucson, AZ		
1,428,600 Chad McClellan, Rushville, IN		
1,347,800 Lucy Dorego, Leamington, Ontario		
1,004,000 Brett Fancher, Hooksett, NH		
CASHMAN (MichTron)		
\$45,900 ★Gordon Rock, Davenport, IA		
31,260 Fred Naumann, Hailey, ID		
30,050 Keith Miller, Houston, TX		
27,530 Sally Naumann, Hailey, ID		
24,920 Edwin Prather, Oxnard, CA		
CLOWNS & BALLOONS (Radio Shack)		
352,020 ★Faye Keefer, Augusta, GA		
80,690 Mary Largent, Madison, MS		
57,070 Paul Walcott, Mt. Clemens, MI		
45,460 Joyce Walcott, Mt. Clemens, MI		
40,610 Stephanie Kosara, Monroe, NY		
COLOR BASEBALL (Radio Shack)		
814-1 ★Frank D'Amato, Brooklyn, NY		
707-0 ★Chislain Chillis, Trois-Rivieres, Quebec		
549-0 ★Skipper Taday, East Lyme, CT		
256-4 Ellsworth Summers, Jacksonville, FL		
243-0 ★Steve Mutton, Shrewsbury, MA		
93-1 Maurice MacGarvey, Dawson Creek, British Columbia		
COLOR BLACKJACK (THE RAINBOW, 10/83)		
\$15,670 ★Wayne Dewitt, Blue Island, IL		
7,340 Helen Dewitt, Blue Island, IL		
COLOR CAR (NOVASOFT)		
107,864 ★David Entenmann, Monroe, NY		
COLOROUT (Colorful Software)		
34,085 ★Tim Rueb, Stevensville, MI		
COLORPEDE (Intracolor)		
3,107,194 ★John Ray, Goodlettsville, TN		
1,066,000 Keith Queen, Marietta, GA		
1,006,000 Gail Queen, Marietta, GA		
133,036 Mariano Frausto, Blue Island, IL		
59,529 Kevin Radwan, Blue Island, IL		
COLOR POKER (THE RAINBOW, 4/83)		
3,241,600 ★Earl La Jesse Foster, Lynchburg, VA		
CRYSTLE CASTLES (ThunderVision)		
850,156 ★Michael Brennan, Calgary, Alberta		
800,060 Dan Mitenko, Calgary, Alberta		
689,751 Edwin Prather, Oxnard, CA		
559,380 Jeff Dinger, Edgewood, MD		
545,000 Jay Roberg, Winfield, KS		
DALLAS QUEST (Radio Shack)		
87 ★Douglas Bell, Duncan, OK		
90 Roy Grant, Toledo, OH		
91 John Semonin, Akron, OH		
92 David & Shirley Johnson, Leicester, NC		
93 Tommy McClure, Doyle, LA		
93 Robert Sunderland, Sacramento, CA		
DEATH TRAP (Soft Sector)		
40,674 ★David Entenmann, Monroe, NY		
DEFENSE (Spectral Associates)		
365,400 ★Bob Dewitt, Blue Island, IL		
DEMOLITION DERBY (Radio Shack)		
104,900 ★Michael Davidson, Cartersville, GA		
100,900 Scott Lewis, Glide, OR		
97,600 Hillel Morris, Chicago, IL		
93,500 Keith Tysinger, Asheboro, NC		
88,800 Skipper Taday, East Lyme, CT		
DEMON ATTACK (Imagic)		
64,195 ★Jon Ruhnnow, Duncanville, TX		
57,655 Tracy Salzman, LaSalle, CO		
45,775 Mike Watson, Northville, NY		

SCOREBOARD

5,200	Hiram Esparza, Blue Island, IL	220	★John Fulton, Boynton, VA	PHANTOM SLAYER (<i>Med Systems</i>)	398	★Marc Gagnon, Cap-de-la-Madeleine, Quebec
GALACTIC ATTACK (<i>Radio Shack</i>)		MARBLE MAZE (<i>Dilecom Products</i>)				
54,300	★Cooper Valentin, Vavenby, British Columbia	38,354,780	★Melvin Sharp Jr., Baltimore, MD	PLANET INVASION (<i>Spectral Associates</i>)	155,000	★Jimmy Doyle, Barrackville, WV
51,300	Scott Maestas, Denver, CO	106,950	Dan Bouges, Niantic, CT	126,550	Thomas Mayor, Brooklyn, NY	
33,930	Allisont Iarosis, Owego, NY	103,560	Stephane Ouzilleau, Lauzon, Quebec	67,700	Alan Drazen, Longwood, FL	
30,870	Oren Bergman, Herzlia, Israel	34,330	Brian Biggs, Galloway, OH	58,650	Ghislain Chillis, Trois-Rivieres, Quebec	
19,410	Ron Volans, Ogdensburg, NY	33,410	Brett Bias, Enterprise, AL	39,350	Paul Hotz, Herzlia, Israel	
GALAGON (<i>Spectral Associates</i>)		MEGA-BUG (<i>Radio Shack</i>)		POLARIS (<i>Radio Shack</i>)	33,770	★Gene Murphy, Ft. Worth, TX
1,308,640	★Jackie Maddox, Iron Station, NC	18,874	★Tim Rueb, Stevensville, MI	7,430	★Myriam Ferland, Trois-Rivieres, Quebec	
520,700	Keith Queen, Marietta, GA	17,250	Keith Queen, Marietta, GA	6,000	Billy Fairfull, Charleston, SC	
352,000	Gail Queen, Marietta, GA	14,861	Michael Clerico, Seaford, NY	4,840	Steve Thomas, Ogdensburg, NY	
126,590	Shawn Corway, College Point, NY	14,785	Blain Jamieson, Kingston, Ontario	4,065	Joseph Tokarz Jr., Blossburg, PA	
49,220	Alice Wasneuski, College Point, NY	12,101	Scott Swedis, Spencer, MA	3,440	Bart Springer, Oskaloosa, IA	
GALAX ATTACK (<i>Spectral Associates</i>)		8,314	Scott Maestas, Denver, CO	POOYAN (<i>Datasoft</i>)	3,785,000	★Ben Collins, Clemson, SC
26,800	★Jorge De Albertis, Lima, Peru		Maurice MacGarvey, Dawson Creek, British Columbia	1,987,000	Jon Sowie, Sanford, FL	
GHANA BWANA (<i>Radio Shack</i>)		MICROBES (<i>Radio Shack</i>)		1,253,200	Thomas Mayor, Brooklyn, NY	
459,930	★Gene Wells, Silsbee, TX	617,950	★Michael & David Garozzo, Morrisville, PA	266,300	Pat Leathrum, Newark, DE	
325,900	Rupert Young, Sheffield, MA	161,920	John Guptill, Columbia, MO	250,050	Andrew Reeves, Bothel, WA	
259,960	Steve Wright, Fredericton, New Brunswick	17,900	Hiram Esparza, Blue Island, IL	POPCORN (<i>Radio Shack</i>)	165,180	★Matt Heinemann, Richmond, VA
253,960	James Ginn, Laurel, IN	MONKEY KONG (<i>Med Systems</i>)		116,630	Keith Aschemeler, Napoleon, OH	
248,540	Byron Alford, Raytown, MO	622	★Krista Cassell, Eastern Passage, Nova Scotia	57,680	Melita Boudreau, Port-Cartier, Quebec	
43,180	Arne Peterson, Lake City, FL	478	Glen Bilodeau, Otterburn Park, Quebec	56,500	Bruce Johnson, Vavenby, British Columbia	
GHOST GOBBLER (<i>Spectral Associates</i>)		365	Mark Ferris, Deep River, Ontario	50,210	Scott Swedis, Spencer, MA	
102,540	★Greg Erickson, Lowell, MA	MONSTER MAZE (<i>Radio Shack</i>)		26,760	Lorrie Trout, Johnstown, CO	
80,550	Olga Pichard, Lausanne, Switzerland	206,780	★Wanda Jones, Brantford, Ontario	14,700	Shelly Tumbleson, Johnstown, CO	
76,900	Ghislain Chillis, Trois-Rivieres, Quebec	93,890	Rupert Young, Sheffield, MA	PRO GOLF (<i>Computerware</i>)	69	★David Esarey, Shelbyville, IN
76,900	Pierre Pichard, Lausanne, Switzerland	60,120	Steve Thomas, Ogdensburg, NY	3,815	★Christopher Romance, Massapequa Park, NY	
72,960	Sylvain Castonguay, Chicoutimi, Quebec	43,610	Tim Cragg, Kahoka, MO	150	Mariano Frausto, Blue Island, IL	
GOLD RUNNER (<i>NOVASOFT</i>)		34,140	Cooper Valentin, Vavenby, British Columbia	PROJECT NEBULA (<i>Radio Shack</i>)	53,150	★Neil Edge, Williston, FL
855,250	★Jesse Sanders, Chimney Rock, CO	MOON HOPPER (<i>Computerware</i>)		3,815	★Christopher Romance, Massapequa Park, NY	
760,600	Carmen Izzi Jr., Naugatuck, CT	376,350	★Rene Ringuette, Riviere-du-Loup, Quebec	150	Mariano Frausto, Blue Island, IL	
394,550	Marilyn dePierre, Mascouche Hts., Quebec	102,940	Krista Cassell, Eastern Passage, Nova Scotia	QUE BIT (<i>Mike Ro Products</i>)	53,150	★Neil Edge, Williston, FL
350,450	Steven Arvay, St. Louis, MO	100,410	Craig Cornell, Greentown, IN	QUIX (<i>Tom Mix</i>)	999,999	★Wilbur James, Charleston, WV
274,300	Andrew Reeves, Woodinville, WA	80,470	Brett Bias, Enterprise, AL	22,454	Mariano Frausto, Blue Island, IL	
THE INTERPLANETARY FRUIT FLY (<i>THE RAINBOW, 1/85</i>)		80,050	Matt Yentes, Urbana, IN	16,270	Mark Motel, Blue Island, IL	
37,000	★Scott Perkins, Port Orange, FL	MR. DIG (<i>Computerware</i>)		RACER (<i>THE RAINBOW, 3/85</i>)	301.9	★Kirby Smith, York, PA
26,500	Jon Jeggle, Bend, OR	8,987,000	★Brannon Baxley, Live Oak, FL	283.4	Jennifer Woland, Silverdale, PA	
22,000	Steven Bullard, Allen, OK	6,787,000	Jeff Roberg, Winfield, KS	17.6	Neil Edge, Williston, FL	
16,500	Michael Scott, Johnstown, NY	3,533,650	Paula James, Lumberton, TX	15.0	Craig Cornell, Greentown, IN	
INVASION OF THE FLYING (<i>THE RAINBOW, 3/86</i>)		2,261,900	Stephane Ouzilleau, Lauzon, Quebec	12.9	Robert Nicosia, Gloversville, NY	
SAUCER PEOPLE		MS. MAZE (<i>Tom Mix</i>)		RADIO BALL (<i>Radio Shack</i>)	4,510,740	★Les Dorn, Eau Claire, WI
920	★Michael Clerico, Seaford, NY	12,560	★George Frausto, Blue Island, IL	1,945,110	Dominic Deguire, St. Basile, Quebec	
JUNIOR'S REVENGE (<i>Computerware</i>)		MUDDIES (<i>MichTron</i>)		1,330,500	Sara Grace, Baltimore, MD	
1,100,000	★Mike McCafferty, Idaho Falls, ID	77,900	★Erik Huffman, Rochester Hills, MI	1,301,350	Brian Matherne, Greta, LA	
1,090,000	Brett Bias, Enterprise, AL	66,700	Kevin Cornell, Greentown, IN	1,060,250	Pat Mulhern, Newark, CA	
1,072,800	Matthew Ramsay, Detroit, MI	NINJA WARRIOR (<i>Programmer's Guild</i>)		ROBOTACK (<i>Intracolor</i>)	1,020,800	★Ian MacLachlan, Bethany, Ontario
969,590	Craig Cornell, Greentown, IN	108,000	★Eric Gladstone, Ocala, FL	931,250	Keith Smith, Bethany, Ontario	
376,000	Mike Wochek, Bethel, CT	106,300	Spencer Reeves, Bantou Rouge, LA	637,600	Chad McClellan, Rushville, IN	
JUNKFOOD (<i>THE RAINBOW, 11/84</i>)		68,100	Larry Strome, Humboldt, Saskatchewan	599,150	Douglas Hawk, Peoria, IL	
1,504,930	★Larry Thomson, Menominee, MI	80,300	Scott Enman, Belle Mead, NJ	547,800	Stephane Ouzilleau & Daniel Cloutier, Lauzon, Quebec	
KARATE (<i>Dilecom Products</i>)		53,200	Mike McCafferty, Idaho Falls, ID	ROMMEL 3-D (<i>MichTron</i>)	130,300	★Stephen Charchuk, Yarmouth, Nova Scotia
10,900	★Jim Doyle, Barrackville, WV	23,320	Vivian Buterlin, St. John, MO	84,000	Todd Hooge, Comox, British Columbia	
4,200	Scott Bellman, Bettendorf, IA	NUKE AVENGER (<i>T&D Software</i>)		68,200	Marc Gagnon, Cap-de-la-Madeleine, Quebec	
KEYS OF THE WIZARD (<i>Spectral Associates</i>)		128,125	★Chris Coleman, Meriden, CT	62,700	Paul Seng, East Lansing, MI	
662	★John Fulton, Boynton, VA	OFFENDER (<i>American Business Computers</i>)		52,700	Alex Seliger, Lachine, Quebec	
THE KING (<i>Tom Mix</i>)		171,900	★Jorge De Albertis, Lima, Peru	RUN FOR YOUR LIFE (<i>THE RAINBOW, 4/85</i>)	80,000	★Brian Jensen, Drayton Valley, Alberta
4,092,600	★Fruber Malcom, Culpoper, VA	ONE-ON-ONE (<i>Radio Shack</i>)		50,000	Karen Goddard, Oshawa, Ontario	
2,134,600	Tim Rueb, Stevensville, MI	986-22	★Toby Jacobs, Bellefontaine, OH	20,000	David Craft, Roanoke, VA	
1,670,900	Yolanda Farr, Sayre, PA	970-32	Wes Hill, Vashon, WA	20,000	Ryan Devlin, Louisville, KY	
1,500,800	Kevin Cornell, Greentown, IN	916-34	Todd Amodeo, Winthrop, MA	20,000	Brian Voges, Jasper, IN	
79,340	Kevin Radwan, Blue Island, IL	910-58	Michael Lizardy, Oregon, OH	SAILOR MAN (<i>Tom Mix</i>)	879,100	★Alan Drazen, Longwood, FL
KLENDATHU (<i>Radio Shack</i>)		890-0	★Erik Huffman, Rochester Hills, MI	741,100	Bryan Jenner, Calgary, Alberta	
1,347,020	★Paul Shoemaker, Quartz Hill, CA	890-41	Mark Lang, Downieville, CA	587,600	Kevin Cornell, Greentown, IN	
1,177,550	Dan Franzen, Westlake, OH	434-0	★David Jones, Frostburg, MD	567,900	Jon Sowie, Sanford, FL	
412,809	Jay Pribble, Davenport, IA	434-8	Kurt Rising, Westfield, MA	378,300	Brannon Baxley, Live Oak, FL	
266,362	Brian Ennis, Wilmington, NC	OPERATION FREEDOM (<i>THE RAINBOW, 8/85</i>)		SAM SLEUTH P.I. (<i>Computerware</i>)		
209,825	Gordon Alvarnaz, Taunton, MA	73,529	★Kirby Smith, York, PA			
KNOCK OUT (<i>Dilecom Products</i>)		23,347	Ed Westberg, Jensen Beach, FL			
168,383	★John Licata, Richton Park, IL	19,814	Mary Edwards, Imperial, MO			
156,875	Rush Caley, Port Orchard, WA	18,882	Paul Walcott, Mt. Clemens, MI			
149,190	Daniel Lesage, Laval, Quebec	12,673	Alexander Taday, East Lyme, CT			
137,900	John Rogers, Rye, NH	PANIC BUTTON (<i>Radio Shack</i>)				
132,465	Kirk Nedreberg, Liverpool, OH	1,120	★Nathanael Heiler, Kenner, LA			
LANCER (<i>Spectral Associates</i>)		PEGASUS AND THE PHANTOM RIDERS (<i>Radio Shack</i>)				
209,200	★Gordon Alvarnaz, Taunton, MA	50,260	★Rodrigo Maldonado, Whittier, CA			
LEMANS (<i>Spectral Associates</i>)		PENGUIN (<i>THE RAINBOW, 2/85</i>)				
0:57	★Robert Eering, Swift Current, Saskatchewan	48,250	★Paul Wagorn, Carp, Ontario			
0:84	Trevor Nagel, Swift Current, Saskatchewan	44,550	Kevin Gallagher, Santa Monica, CA			
0:73	Chris Wright, Fredericton, New Brunswick	20,780	George Bodiroga, Eureka, CA			
MADNESS AND THE MINOTAUR (<i>Radio Shack</i>)		8,470	Joseph Tokarz Sr., Blossburg, PA			
		1,660	Robert Nicosia, Gloversville, NY			



10	★John Fulton, Boynton, VA	116,820	Shawn Corway, College Point, NY	215,810	Mark Olson, Whitecourt, Alberta
SANDS OF EGYPT (Radio Shack)		29,480	Frank Canepa III, Santurce, Puerto Rico	106,390	Sylvain Castonguay, Chicoutimi, Quebec
77	★Jeff Hillison, Blacksburg, VA	SPACE ASSAULT (Radio Shack)		TUBE FRENZY (Aardvark)	
SEA DRAGON (Adventure International)		248,720	★Larry Lockwood, Benton, AR	125,800	★Shawn Corway, College Point, NY
21,200	★George Frausto, Blue Island, IL	232,120	Jim Tucker, Commerce, TX	87,750	Alice Wasneuski, College Point, NY
19,630	Jorge De Albertis, Lima, Peru	200,300	Scott Swedis, Spencer, MA	TUT'S TOMB (Mark Data)	
SEA SEARCH (Mark Data)		24,430	Michael Drouin, Reeds Spring, MO	247,800	★Jerry Austin, Baraboo, WI
94	★Bob Dewitt, Blue Island, IL	23,560	George Frausto, Blue Island, IL	225,160	Robert Wright, North Queensland, Australia
SHAMUS (Radio Shack)		SPACE SHUTTLE SIMULATOR (Tom Mix)		189,960	Nicole Pouliot Coors, Mobile, AL
17,300	★Rodrigo Maldonado, Whittier, CA	555	★Robert Helfers, Sparta, IL	189,940	Mike McCafferty, Idaho Falls, ID
16,805	Arne Peterson, Lake City, FL	SPEED RACER (MichTron)		121,740	Ed Martinson, Newton, NC
SHENANIGANS (Mark Data)		145,400	★Brian King, Orlando, FL	WARP FACTOR X (Prickly-Pear)	
90	★Roy Grant, Toledo, OH	142,310	Kevin Cornell, Greentown, IN	12,838,864	★Gordon Alvarnaz, Taunton, MA
95	Jeff Hillison, Blacksburg, VA	142,100	Chris Harrison, Brooks, KY	WHIRLEYBIRD RUN (Spectral Associates)	
95	David Kay, Winnipeg, Manitoba	139,210	Alan Drazen, Longwood, FL	117,000	★Jeff Ray, N. Charleston, SC
99	Ed Emelett, Nanticoke, PA	129,950	Jeff Dinger, Edgewood, MD	105,400	Sylvain Castonguay, Chicoutimi, Quebec
SHOCK TROOPER (Mark Data)		SPIDERCIDE (Radio Shack)		54,500	Jay Aust, Marlborough, CT
214,203	★Fruber Malcom, Culpeper, VA	1,540	★Blake Cadmus, Reading, PA	47,050	Michel LeBrun, Anjou, Quebec
150,490	Erik Huffman, Rochester Hills, MI	STAR BLAZE (Radio Shack)		43,850	Glen Bilodeau, Otterburn Park, Ontario
100,040	Rodney Mullineaux, Gig Harbor, WA	8,400	★John Guptill, Columbia, MO	WILLY'S WAREHOUSE (Intracolor)	
69,328	Gordon Alvarnaz, Taunton, MA	8,200	Chris Coleman, Meriden, CT	654,800	★Marilyn dePierre, Mascouche Hts., Quebec
49,438	Alex Seliger, Lachine, Quebec	8,100	Curtis Frazier Jr., Enterprise, AL	ZAKSUND (Elite)	
SHOOTING GALLERY (Radio Shack)		7,050	Andreas Thaler, Coaticook, Quebec	70,800	★Mike Atwood, Cedar Rapids, IA
228,610	★Michael Clerico, Seaford, NY	6,950	Scott Iachetta, Rochester, NY	ZAXXON (Datasoft)	
227,840	Cliff Farmer, McGregor, TX	STARSHIP CHAMELEON (Computerware)		2,061,000	★Byron Alford, Raytown, MO
35,000	Bruce Johnson, Vavenby, British Columbia	46,600	★Glen Bilodeau, Otterburn Park, Quebec	1,300,500	Dan Brown, Pittsford, NY
18,500	Ken Dewitt, Blue Island, IL	STELLAR LIFE-LINE (Radio Shack)		253,400	Bob Dewitt, Blue Island, IL
9,950	Hiram Esparza, Blue Island, IL	78,600	★Don Johnson, Winnipeg, Manitoba	159,500	Thomas Mayor, Brooklyn, NY
SKIING (Radio Shack)		58,580	Stefan Mecay, Austin, TX	132,300	Roy Geeo, Hot Springs, AR
0:59	★Tim North, Emporia, KS	37,550	Michelle Wyner, Bloomfield, MI	94,500	Brian McGuire, Golden, CO
1:00	Scott Clevenger, Fairmount, IN	TEMPLE OF ROM (Radio Shack)		ZONX (THE RAINBOW, 10/85)	
1:00	Billy Fairfull, Charleston, SC	1,422,400	★Timothy Bishop, Jacksonville, FL	21,100	★Phillip Johnson, Scottsville, VA
1:10	Kevin Gallagher, Santa Monica, CA	959,400	Sonya Hurst, Richmond, CA	14,300	Dale Taylor, Chattanooga, TN
1:13	Anthony Perez, Westminster, CA	938,800	Christopher Romance, Massapequa Park, NY	13,600	Michael Etchason, Sauk Rapids, MN
1:13	Chris Wright, Fredericton, New Brunswick	219,300	Maurice MacGarvey, Dawson Creek, British Columbia	6,600	Roy Geeo, Hot Springs, AR
SKRAMBLE (Tom Mix)		158,400	Blake Cadmus, Reading, PA	6,300	Jeffrey Long, Butler, PA
109,280	★Gilles Gagne, Silley, Quebec	TIME BANDIT (MichTron)			
SLAY THE NERUIS (Radio Shack)		1,025,210	★Terry Moore, St. Catherines, Ontario		
294,808	★Joyce Walcott, Mt. Clemens, MI	747,460	Steven Coladonato, Roslyn, PA		
57,764	Maurice MacGarvey, Dawson Creek, British Columbia	619,270	Kristopher Staller, Ft. Wayne, IN		
SPACE AMBUSH (Computerware)					
398,300	★Alice Wasneuski, College Point, NY				

— Debbie Hartley

SCOREBOARD POINTERS

In conjunction with THE RAINBOW's Scoreboard, we offer this column of pointers for our game-playing readers' benefit. If you have some interesting hints and tips, we encourage you to share them by sending them to the Scoreboard. c/o THE RAINBOW.

FEEDBACK

Scoreboard:

In response to Donald Dare's letter (May 1986) concerning *Dungeons of Dagonath*, there are five levels. The wizard is on Level 5. I have killed him (and won the game) several times.

You need the Joule and Rime rings plus a certain sword and shield. Those two rings must be "incanted" into their magic forms, though. A dictionary is most helpful!

When you kill the "real" wizard, get his ring, then "incant" it.

Also, in *Pyramid* from Radio Shack, I can only get a few treasures and have found 10 or so rooms. I always get lost in the maze. I found the vending machine, but ended up lost — then dead. Send any help to the "Scoreboard."

Dale Lampe
Sacramento, CA

Scoreboard:

In response to Michael Fischer's letter (May 1986) concerning *Hitchhiker's Guide to the Galaxy*, you also take the toothbrush from Earth. Although you don't always need it, you're better safe than sorry!

You cannot get past the screening door until you're near the end of the game. You should be very persistent in going to the Engine Room. Bring the plotter, generator and the Advanced Tea Substitute to the bridge. PUT BIT IN ATS, PUT SMALL PLUG IN SMALL RECEPTACLE, TURN ON DRIVE and off you go. If you want the improbability generator to work on the whole ship, then put the large plug in the large receptacle.

Billy Harris
Beaumont, TX

Scoreboard:

Concerning Peter Thorpe's letter (May

1986), I have some advice. First, jump in the back of the jeep and go north. To get out of the mine, go N, E, N, E, S, E and E. I assume you know about the translator in the logging camp.

I did get across the river, but only once.

There are some things I was wondering. How do you get the children home? How do you cross the river? And finally, what do you need to complete Chapter One? Send any responses to the "Scoreboard."

Dean Wagner
Avon Lake, OH

AUTOPILOT MODE

Scoreboard:

I have a few tips to pass along to anyone who uses *Flight Simulator I* by Radio Shack. The simulator will land itself in



autopilot mode if you set the altitude for zero feet. It will also take off in autopilot if you let the plane reach takeoff speed (160-200), then engage the autopilot.

John L. Whitaker
Hamilton, OH

KEEP YOUR GUARD UP

Scoreboard:

For those who have *Knock Out* by Diecom and are having trouble getting to the champ, this might help.

When starting out with Canvas Kid, put your guard up and wait for him to move slightly, then punch left. You should be able to hit the first guy four times, then wait until he moves again and let him have it four more times with a left punch. You should do this to all boxers except the champ. Remember, though, the higher the rank of the boxer, the less number of times you can hit him.

Phil Levesque
Lewiston, ME

ADVICE FROM THE DEAD

Scoreboard:

In three days I have solved *Dragon Blade* and would like to offer some tips. Although typing "help" in most places only gets you a meaningless response, in two places (both concerning water) it can be very helpful.

To get past the first door you have to follow the advice of the dead man and get your hands dirty. Type REST when you reach a restful place.

Throwing a rock at the right place keeps you from getting killed.

In order to get past the stone door, you have to search one other room very carefully.

I do need help on two other Adventures. First, how do you get past the second spider in *Trekboer*? Second, in my *To Preserve Quandic* hint sheet, it tells me to call Kendall when I'm trapped in the room with the keys. But, when I call him he tells me that I'm not in a desperate situation and he won't help. How do I get past this?

Eric Crichlow
Las Vegas, NV

POTPOURRI

Scoreboard:

I am a new reader of this magazine and I want to give some hints.

In *Offender*, always "look" at the top little section instead of the big principal section. By looking at the small section, the game is easier and you will make hundreds of points.

In *Pooyan* (rounds two and four), don't wait for the wolves to come up, or the "thing" on top of you to fall on your head when there are too many wolves on the tree. Instead, start shooting at the coming balloons (with no wolves). Doing this gets you more points.

In *Flight Simulator I*, if you go north from Airport 0, you will find the Tandy Corp. logo picture and by flying north from Airport 2 you will find an 'N' and an arrow showing where the north is. Later, you can find words saying "Flightsim I." By flying east from Airport 0 you will also find the words "Flightsim I" and by flying east from Airport 2 you will find Airport 4 and an 'N' with an arrow telling where north is. Just before you run out of fuel, you will find two mountains with a lake and a river between them.

In *Cashman*, when there are no cats, go up and get all the bombs that are being thrown.

I need help with Section 41 of *Cashman* and Section 3 in *Poltergeist*.

I also need help with *Adventure in Wonderland*, *Dungeons of Daggorath* and *Sands of Egypt*. Send any help to the "Scoreboard."

Jorge De Albertis
Lima, Peru

HOT STUFF

Scoreboard:

I need help with the Adventure game *Trekboer*. It is the first graphics Adventure I've bought and I can't seem to get past the stream of lava to get to the grating on the other side. If anyone can help me please write to the "Scoreboard."

Alvin Cotton Jr.
Fayetteville, NC

TIMELY TIP

Scoreboard:

Many thanks to David Rodriguez's letter (May 1986) about *Dallas Quest*. I had the same problem Jon Olson had. Now that I've gotten through that, I need help getting past the cannibals and into the cave. How do I do this? Any help will be appreciated.

Arne Peterson
Lake City, FL

TRAPPED IN THE COCO ZONE

Scoreboard:

Can anyone help me with Bruce Bell's *CoCo Zone*? (Appeared in RAINBOW, April 1986.) I can't seem to get past the spider and web.



Kim O'Brien
Crestview, FL

Editor's Note: To escape the tangled web she weaves, a shiny piece of jewelry is what you should leave. Before you arrive though, you'd better take heed, something else shiny, you will also need.

To respond to other readers' inquiries and requests for assistance, reply to "Scoreboard Pointers," c/o THE RAINBOW, P.O. Box 385, Prospect, KY 40059. We will immediately forward your letter to the original respondent and, just as importantly, we'll share your reply with all "Scoreboard" readers in an upcoming issue.

For greater convenience, "Scoreboard Pointers" and requests for assistance may also be sent to us through the MAIL section of our new Delphi CoCo SIG. From the CoCo SIG > prompt, pick MAIL, then type SEND and address to: EDITORS. Be sure to include your complete name and address.

— Debbie Hartley



How Does the CoCo Stack Up?

By William Barden, Jr.

So you plunked down \$69.95 and bought a Color Computer on sale and now you're wondering what you've gotten into, eh? Or maybe you've had a Color Computer for a while and you're wondering how the Color Computer stacks up against other computers in the news. Whether you're a new CoCo owner or an old hand, every once in a while I think it's a good idea that we stand back and assess ourselves and our equipment. Just how does the CoCo compare to systems like the Commodore 64, IBM PCjr, Macintosh, Atari ST and others? This is not a task for the average CoCo freak — he's simply too chauvinistic, too enthralled with the system for which he spent hard-earned money. I'm also biased, but I think I can separate my bias from the facts. I've been in all types of computing since 1965 — everything from mainframes to micros. Currently I have a Radio Shack TRS-80 Model I, TRS-80 Model II, TRS-80 Model 4, two Color Computers, a Tandy 1000, a Tandy 2000, an IBM PC, an IBM PCjr, a Commodore 64 and assorted other smaller computers, like the little-known Timex 2068. Want a perspective about your machine? I think I can do an unbiased job.

Eight Bits, Sixteen Bits, and More

Computer science students love to beat each other over the head with their computer systems the same way they do with automobiles. "My Chevy can take your Ford!" has turned into "My Mac can run rings around your CoCo!" and other insults. When I'm asked what system I have at home, I tell them a Cray X-MP. Since this is a ten million dollar supercomputer, it shuts them up for a while.

Whether you have a CoCo or Cray, though, one of the ways computers are compared is by the size of data processed by the microprocessor inside the

Bill Barden has written 27 books and over 100 magazine articles on various computer topics. His 20 years experience in the industry covers a wide background: programming, systems analyzing and managing projects ranging from mainframes to microcomputers.

machine. Our Color Computers have a 6809 microprocessor, which handles data in 8-bit chunks. (A bit, or binary digit, can hold one piece of information, a yes/no or 0/1 piece of data.)

The 8088 microprocessor used in the IBM PC, PCjr, and Tandy 1000, among others, is widely touted as a 16-bit microprocessor, but is really an 8-bitter like the 6809. Both the 6809 and 8088 can perform some 16-bit operations, but move data between memory and central processing unit eight bits at a time. The microprocessor used in the Tandy 3000 and IBM AT is a true 16-bit microprocessor, an 80286.

Many other microcomputers use older microprocessors than the 6809 — the Apple II series and Commodore VIC-20 or 64, for example, use a 6502 microprocessor, decidedly an 8-bitter. The Apple Macintosh uses a newer 16-bit microprocessor, a 68000, as does the Atari ST line and the Amiga.

So that puts the Color Computer on a par with the microprocessor used in the Tandy 1000, IBM PC and PCjr — about midrange in today's market. The question is, is a 16-bit microprocessor twice as good as an 8-bitter? The answer is not at all. Given a choice between a 16-bitter and an 8-bitter, I'd take the 16-bitter, but I wouldn't expect it to do the job twice as fast. If you've ever seen some of the early Macintosh word processing applications, you'd wonder how such a fast microprocessor can operate so slowly. More important than the microprocessor size is how the system is put together as an entire package — hardware design, software design, operating system and so forth.

To sum it all up, let's give the Color Computer a seven out of a possible 10 for the microprocessor.

The More Memory the Better?

The Color Computer has a maximum memory limit of 65,536 bytes, each byte capable of holding one character of data, or about one BASIC keyword. Not all of this memory is available for user program storage, though. Normally, about half of the memory holds the BASIC interpreter. The remaining 32,768 bytes is an enormous amount of memory compared to minicomputer systems of the 1960s, many of which used only

8,192 bytes to run their programs. However, the 32K (K standing for 1,024) bytes does pale in comparison to the 640K bytes available on the Tandy 1000, IBM PC, and PCjr, and the millions of bytes available on more recent systems such as the IBM AT and Tandy 3000. How much memory is really needed?

It really depends upon the task, but generally, the more memory, the better. Part of the reason people clamor so much for additional memory is that applications software packages like Lotus 1-2-3 are memory hogs — they require hundreds of thousands of bytes to run. However, there are many other packages that do not require such huge amounts of memory. Perhaps 90 percent of all software programs will run in a 32K byte system.

Systems like the Commodore 64 and Apple II series have about the same amounts of memory as the Color Computer. However, there's no question that this is one area in which the Color

“More important than the microprocessor size is how the system is put together as an entire package — hardware design, software design, operating system and so forth.”

Computer could stand some beefing up. If a new Color Computer is released, we'll certainly see additional memory as an option, perhaps as much as 512K. In the meantime, the Color Computer can run virtually any application, due to the large amounts of software packages available from Radio Shack and outside vendors.

Because the Color Computer could use more memory, we'll give the CoCo a three out of a possible 10 on memory.

Good Graphics

One of the nicest things about the Color Computer is its graphics — a maximum of 256 pixels, or dots, per

horizontal row by 192 pixels per vertical column, making a total of 49,152 separate dots on the screen, each of which can be one of two colors. Another mode allows 128 by 192 dots in four colors. How does this compare to other systems? At the top of the line is the Commodore Amiga, which has a maximum of 640 by 400 pixels in 16 colors. Next is the Tandy 2000 with 640 by 400 pixels in eight colors. The Atari ST is in this 640 by 400 range. The Enhanced Graphics Adapter of the IBM PC allows 640 by 350 pixels in 16 colors. The Apple II series allows 560 by 192 pixels in 16 colors. The standard IBM PCjr is next. The PCjr graphics is virtually identical to the Tandy 1000 — 640 by 200 pixels in four colors. The Apple Macintosh has 512 by 342 pixels, but only in black and white. At the bottom of the range are machines like the Atari 1200 series with 320 by 193 pixels and older machines with even less resolution. The Color Computer is in this last category.

You can see that the Color Computer is marginal as far as graphics goes — newer machines are tending towards better and better graphics. Of course, to get the better graphics, you need an expensive color monitor at perhaps \$400 extra over the cost of the system. Then there's the fact that 640 by 400 pixels in 16 colors requires a megabyte(!) of memory and a great deal of

Languages

Most computers have a built-in BASIC language capability — the IBM PC and PCjr do, as does the Color Computer. The interesting thing about BASIC is that most versions of it have been programmed by Microsoft, a software company in Bellevue, Washington that got in on the ground floor of microcomputers and has remained a major market force. As a result, Color Computer BASIC (including Extended BASIC) is remarkably like the PC and PCjr BASIC in many respects. The LINE, CIRCLE, and other graphics commands are virtually identical to those used on the IBM PC/PCjr. Color Computer BASIC is therefore a strong BASIC that is much more of a standard than BASICs such as Applesoft BASIC or Commodore BASIC.

Currently, the most popular computer languages are BASIC, PASCAL, C, FORTRAN, COBOL and assembly language. All of these are available on the Color Computer via the OS-9 Operating system. OS-9, of course, doesn't come with the system. It's a fairly inexpensive option, however, and you can pick the language or languages you require. The IBM PC and PCjr also have all languages available for them, but many of the other systems, especially the newer ones, may not have certain languages. Assembly language is generally available on all systems — I've

Operating Systems

An operating system controls system resources such as printers and disk drives and it acts as an overseer to control all system operations. Although Disk BASIC is called Disk BASIC, there are many functions in BASIC that would properly belong in the operating system realm; commands like DIR, KILL and LOADM. The intent of Radio Shack was to make a simple operating system, and they succeeded very well — the Disk BASIC operating system commands include most of the common things you'd want to do with any operating system.

In addition to Disk BASIC there's the sophistication of OS-9. OS-9 is a Color Computer form of the Unix operating system, an operating system developed by Bell Telephone Labs and touted as one of the best around. Personally, I'm less enthusiastic than most about OS-9 and Unix. It's sophisticated and versatile, to be sure, but it's not very friendly and hard for the beginner to use. However, I would rank OS-9 above such operating systems as the MS-DOS used on the IBM series and Tandy 1000, 1200, 200 and 3000.

Without OS-9, I'd have to give the Color Computer four out of a possible 10; with OS-9, it gets an eight — one point is taken off because of OS-9's complexity.

The CoCo User Base

It's funny how you can have an exciting computer, but if the system doesn't take off, nobody develops software for it, potential buyers lament the lack of software and delay their purchase or buy another system, and the product may fail. This was the case for many computers over the last ten years or so — computers such as the Timex 2068 and Coleco Adam. One current product for which this may be happening is the Commodore Amiga, which seems a little expensive for the impressive graphics possible on the system.

The base of users for the system, then is very important. It takes sales of hundreds of thousands of systems before the snowball effect works the other way, inducing more and more people to develop software for the system, design system add-ons and produce other related products. Current estimates of sales for the Color Computer are about 1.5 million units! That's not a bad figure, to say the least. For contrast, the IBM PC is one of the best selling computers of all time, certainly in the millions of units. The Commodore 64

“One-and-a-half million users can't be too far wrong — let's give the Color Computer a nine out of 10 for the user base.”

time to process. The result is a very slow screen update. With 128 by 192 four-color and 256 by 192 two color graphics, Color Computer screen updates can be done rapidly, and you don't need huge amounts of memory to store additional screen pages.

Again, though, I'd have to say that the more screen resolution, the better, even if the full capability of the system isn't realized. Let's give the Color Computer four out of 10 on graphics.

mentioned the *EDTASM+* product — and other assembler programs are available for the Color Computer as well. Assembly language is a difficult language in which to program, but it produces extremely fast programs.

As far as languages, therefore, I'd have to give the Color Computer a nine on a scale of 10; just about everything you'd want is available, although you do have to use the OS-9 operating system in some cases.

and VIC-20 have also sold millions. The Apple MacIntosh has probably sold in the high hundreds of thousands. The IBM PCjr has sold in the low hundreds of thousands. Systems such as the Coleco Adam or Timex 2068 have sold only tens of thousands. The Color Computer, then, is toward the high end of sales compared to other systems, but is not the all-time best selling small computer.

With 1.5 million units, however, the CoCo has a plethora of hardware and software products. I'll just mention a few that have blown my socks off. There's *CoCoMax*, a terrific color graphics/mouse program which rivals the Macintosh MacDraw, but in color! There's *EDTASM+*, one of the best assemblers on the market today in terms of interaction with the user and integrating editing, assembling, and debugging facilities. There's OS-9, the professional Operating System for the Color Computer which enables several tasks to be run concurrently on the CoCo and provides more than enough power for even a jaded mainframe user. However, there are a lot of small products too, ranging from the Y cables sold by Spectrum Projects to the neat games of MichTron. The point is, there's a huge user base and a full spectrum of products to support the computer, which you certainly will not find in systems which haven't made the grade.

One-and-a-half million users can't be too far wrong — let's give the Color Computer a nine out of 10 for the user base.

Cost

This is a subject dear to everyone's heart and probably is the biggest single factor in a small computer purchase. At the RAINBOWfest in Palo Alto earlier this year I saw 16K Extended BASIC Color Computers going for \$59.95! Those types of prices make the Color Computer a tough system to beat. Another decided plus in favor of the Color Computer is that the system is modular — you can start off with the basic box and then add disk drives and other equipment as you require.

Figuring an Extended Color Computer with a single disk drive, 64K of memory, and color television monitor, the best current price would be about \$600. The Atari ST with monitor is about \$700. A Tandy 1000, an excellent buy, can be purchased for about \$1000 with color monitor. The Commodore Amiga with monitor is about \$1400. An

IBM PC with a single drive and color monitor is about \$1800. The Color Computer, then, is not as dramatically different as you might expect when it comes to price, but it sure is an easy system on which to start off inexpensively, and one that will grow with you.

However, there's another factor in price. Lotus 1-2-3 for the IBM PC costs

Other people run only Lotus 1-2-3 and would like huge amounts of memory for their spreadsheets. Still other owners are into languages such as C and assembly language and want a system that runs their favorite compiler in a friendly environment. Other users want a system with good, inexpensive graphics games for their kids. I'll leave it up to you to

**“Do I like the Color Computer?
Somehow it exudes a user friendliness
my IBM PC just can't compete with.”**

\$300. The Microsoft C compiler for the PC costs \$250. Contrast this with the \$29.95 for Radio Shack's "Spectaculator" and \$99.95 for the OS-9 C compiler on the Color Computer. Just walk through the aisles of any RAINBOWfest to see how inexpensive hardware and software for the Color Computer is.

Let's give the Color Computer a seven out of 10 on the basis of its bargain prices for an overall system and inexpensive hardware and software add-ons.

To Sum It All Up

At this point we can tabulate the different categories we discussed above. A lot of this, I admit, is somewhat subjective, but I've tried to be unbiased. Here's the scorecard:

Microprocessor	7 out of 10
Memory	3 out of 10
Graphics	4 out of 10
Languages	9 out of 10
Operating System	8 out of 10
User Base	9 out of 10
Cost	7 out of 10

Obviously simply adding up these counts won't give you an absolute figure on how the Color Computer stacks up against the competition. The biggest reason for this is that the criteria above must be "weighted." With some users, cost is a very important factor, with others, the difference between a \$3000 Tandy 3000 system and an \$600 Color Computer system is no problem at all.

determine your own needs and how much weight you'd like to give each factor.

From the comparisons above, though, I think it's fair to draw the following conclusions: the Color Computer is an inexpensive system with inexpensive software and hardware add-ons. The system uses a fairly recent microprocessor that provides adequate computing power. Memory is limited, but large enough to run most applications. While the graphics don't match the graphics of newer systems, they are adequate for most applications and games. The Color Computer has a wide range of languages, a good basic operating system, and a harder-to-use, but powerful, advanced operating system. Its user base guarantees good support from the manufacturer and developers of hardware and software products.

And now for my personal, strictly biased opinion: Do I like the Color Computer? Somehow it exudes a user friendliness my IBM PC just can't compete with. I like the classic lines of the instruction set of the 6809 microprocessor. I even, believe it or not, like the feel of the keyboard. When I see the graphics on such programs as *Sands of Egypt* or *CoCoMax*, I forget that the resolution isn't quite as good as a Tandy 1000. I especially like wandering down those aisles at RAINBOWfests, picking up fantastic bargains on hardware and software. The CoCo will be around for a while in my computing room and I hope in yours as well.



Exploring the Card Catalog

By Steve Blyn
Rainbow Contributing Editor

It is never too early to begin building good library skills. Many public libraries have story hours for children, beginning with the preschool set. There are many skills needed to be able to use libraries to their fullest extent. Children in the elementary grades need continued instruction and guidance in the use of their classroom and school library facilities.

The school librarian or classroom teacher usually helps individuals and groups to select books or to find books related to a particular topic or problem. She sets aside periods in which she tells a story, introduces children to new books and acquaints them with the library setup. She also explains and demonstrates the use of the card catalog.

By the end of the fifth or sixth grade, most students are thoroughly familiar with the organization of the school library. They understand classification

Steve Blyn teaches both exceptional and gifted children, holds two master's degrees and has won awards for the design of programs to aid the handicapped. He owns Computer Island and lives in Staten Island, New York.

of books and library arrangement, use of encyclopedia or reference book letter keys, reference guides, card catalogs and the use of a variety of reference books. These reference books include encyclopedias, atlases, almanacs, year-books, telephone directories and newspapers. The students often collect and organize materials for class assignments or their own class library.

One skill we feel dominates library use is the card catalog. The ability to properly use it often determines if one can locate the proper material one needs. Some libraries are now using methods other than the traditional card catalog. The newer methods usually are less expensive to the library. Whatever the system, the material it contains is similar.

This month's program will help familiarize students with the information contained on cards from a typical card catalog. An illustration of a typical card is shown. The student is asked to locate the author's last name, the title, the publisher and the number of pages.

Lines 30 and 40 set the dimensions for the number of cards. Lines 50 through 70 read the cards' information from the DATA lines. Lines 80 through 300 ask the

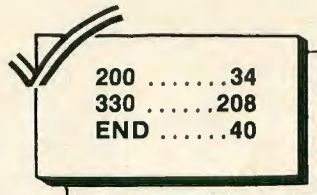
questions about the four pieces of information we are looking for. If the answer is correct, a pleasant tune is heard. If incorrect, the correct answer is inserted in the proper place.

The DATA lines contain the cards' contents. They are entered in the following manner: author's last name, author's first name, title of book, illustrator, publisher, copyright date and number of pages.

Please note there is no comma at the end of the number of pages which is the end of the DATA line. Placing a comma here is a common mistake that alters the results desired.

There are currently only five cards in our catalog. You may add an almost endless number of cards if you desire. Merely follow the DATA line pattern started by the program and shown above. Enter your DATA on lines that you create following Line 420. Be sure to adjust the value of 'N' on Line 30 to the new total amount of cards.

We, at Computer Island, hope that you will use and modify this program for your children's needs. It would be a nice experience for the children to assist you in selecting more books to include and in entering the new DATA lines. □



The listing: CARD LOG

```

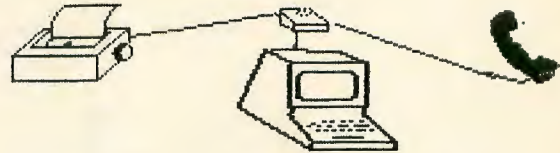
1Ø REM "CARD CATALOG"
2Ø REM"STEVE BLYN,COMPUTER ISLAN
D SOFTWARE,STATEN ISLAND,NY,1986
3Ø N=5
4Ø DIM A$(N),B$(N),C$(N),D$(N),E
$(N),F$(N),G$(N)
5Ø FOR T= 1 TO N
6Ø READ A$(T),B$(T),C$(T),D$(T),
E$(T),F$(T),G$(T)
7Ø NEXT T
8Ø CLS5:PRINT@7,"THE CARD CATALO
G";
9Ø PRINT@32,STRING$(32,2Ø4);
1ØØ FOR T=1TO5:PRINT:NEXT T
11Ø R=RND(N)
12Ø PRINT@64,A$(R),"",B$(R)
13Ø PRINT@1Ø4,C$(R)
14Ø PRINT@136,D$(R),"",ILLUS."
15Ø PRINT@168,E$(R)
16Ø PRINT@18Ø,"",C.";F$(R)
17Ø PRINT@2ØØ,G$(R);" P.,ILLUS."
18Ø PRINTSTRING$(32,195);
19Ø PRINT@256,"AUTHOR'S LAST NAM
E";:INPUT L$
2ØØ IF L$=A$(R) THEN GOSUB 35Ø:G
OTO 22Ø
21Ø IF L$<>A$(R) THEN GOSUB 36Ø:
PRINT@274,"-";A$(R)
22Ø PRINT@32Ø,"TITLE";:INPUT T$
23Ø IF T$=C$(R) THEN GOSUB 35Ø:G
OTO 25Ø
24Ø IF T$<>C$(R) THEN GOSUB 36Ø:
PRINT@325,"-";C$(R)
25Ø PRINT@384,"PUBLISHER";:INPUT
P$
26Ø IF P$=E$(R) THEN GOSUB 35Ø:G
OTO 28Ø
27Ø IF P$<>E$(R) THEN GOSUB 36Ø:
PRINT@393,"-";E$(R)
28Ø PRINT@448,"HOW MANY PAGES";:
INPUT M$
29Ø IF M$=G$(R) THEN GOSUB 35Ø:G
OTO 31Ø
3ØØ IF M$<>G$(R) THEN GOSUB 36Ø:
PRINT@462,"-";G$(R)

```

```

31Ø PRINT@482,"enter TO GO ON OR
e TO END";
32Ø EN$=INKEY$
33Ø IF EN$="E" THEN CLS ELSE IF
EN$=CHR$(13) THEN RUN ELSE 32Ø
34Ø END
35Ø PLAY"L5ØØ4CEGEEEGC":RETURN
36Ø PLAY"O2L1ØØCCC":RETURN
37Ø DATA SPEARING,JUDITH,GHOSTS,
MARVIN GLASS,SCHOLASTIC,1972,16Ø
38Ø DATA HENTOFF,NAT,JAZZ COUNTR
Y,CHARLES MINGUS,DELL,197Ø,143
39Ø DATA DECK,JOHN,BEYOND TOMORR
OW,RICHARD SANDERS,NOBLE,197Ø,15
8
4ØØ DATA GRAVES,CHARLES,JOHN KEN
NEDY,PAUL FRAME,DELL,1966,8Ø
41Ø DATA DAVISON,MICKIE,GEORGE W
ASHINGTON,SEYMOUR FLEISHMAN,SCHO
LASTIC,1957,71
42Ø REM"YOU MAY ADD MORE DATA LI
NES HERE FOR MORE BOOKS. BE SURE
TO KEEP THE VALUE ON 'N' ON LIN
E 15 CURRENT."

```



AT LAST!!!

ARE YOU TIRED OF PLUGGING
AND UNPLUGGING PERIPHERALS?

WOULD YOU RATHER **NOT** SPEND
\$50.00 ON A SWITCHING BOX?

PLAN-NET FORMS now offers complete
plans (assembly instructions, diagrams,
and parts lists by vendor) for RS-232 port
switching boxes.

All parts are available almost everywhere
locally at a small fraction of the cost of
most commercially offered boxes.

Only \$5.00 PER SET!!!



Plan-Net Forms

P.O. Box 1061
Wilkes-Barre, PA 18702-1061
717-821-2946

Telewriter-64™

the Color Computer Word Processor

- 3 display formats: 51/64/85 columns × 24 lines
- True lower case characters
- User-friendly full-screen editor
- Right justification
- Easy hyphenation
- Drives any printer
- Embedded format and control codes
- Runs in 16K, 32K, or 64K
- Menu-driven disk and cassette I/O
- No hardware modifications required

THE ORIGINAL

Simply stated, Telewriter is the most powerful word processor you can buy for the TRS-80 Color Computer. The original Telewriter has received rave reviews in every major Color Computer and TRS-80 magazine, as well as enthusiastic praise from thousands of satisfied owners. And rightly so.

The standard Color Computer display of 32 characters by 16 lines without lower case is simply inadequate for serious word processing. The checkerboard letters and tiny lines give you no feel for how your writing looks or reads. Telewriter gives the Color Computer a 51 column by 24 line screen display with *true lower case characters*. So a Telewriter screen looks like a printed page, with a good chunk of text on screen at one time. In fact, more on screen text than you'd get with Apple II, Atari, TI, Vic or TRS-80 Model III.

On top of that, the sophisticated Telewriter full-screen editor is so simple to use, it makes writing fun. With single-letter mnemonic commands, and menu-driven I/O and formatting, Telewriter surpasses all others for user friendliness and pure power.

Telewriter's chain printing feature means that the size of your text is never limited by the amount of memory you have, and Telewriter's advanced cassette handler gives you a powerful word processor without the major additional cost of a disk.

...one of the best programs for the Color Computer I have seen...

— Color Computer News, Jan. 1982

TELEWRITER-64

But now we've added more power to Telewriter. Not just bells and whistles, but major features that give you total control over your writing. We call this new supercharged version Telewriter-64. For two reasons,

64K COMPATIBLE

Telewriter-64 runs fully in any Color Computer — 16K, 32K, or 64K, with or without Extended Basic, with disk or cassette or both. It automatically configures itself to take optimum advantage of all available memory. That means that when you upgrade your memory, the Telewriter-64 text buffer grows accordingly. In a 64K cassette based system, for example, you get about 40K of memory to store text. So you don't need disk or FLEX to put all your 64K to work immediately.

64 COLUMNS (AND 85!)

Besides the original 51 column screen, Telewriter-64 now gives you 2 additional high-density displays: 64 × 24 and 85 × 24!! Both high density modes provide all the standard Telewriter editing capabilities, and you can switch instantly to any of the 3 formats with a single control key command. The 51 × 24 display is clear and crisp on the screen. The two high density modes are more crowded and less easily readable, but they are perfect for showing you the exact layout of your printed page, *all on the screen at one time*. Compare this with cumbersome "windows" that show you only fragments at a time and don't even allow editing.

RIGHT JUSTIFICATION & HYPHENATION

One outstanding advantage of the full-width screen display is that you can now set the screen width to match the width of your printed page, so that "what you see is what you get." This makes exact alignment of columns possible and it makes hyphenation simple.

Since short lines are the reason for the large spaces often found in standard right justified text, and since hyphenation is the most effective way to eliminate short lines, Telewriter-64 can now promise you some of the best looking right justification you can get on the Color Computer.

FEATURES & SPECIFICATIONS:

Printing and formatting: Drives any printer (LPVII/VIII, DMP-100/200, Epson, Okidata, Centronics, NEC, C. Itoh, Smith-Corona, Terminet, etc).

Embedded control codes give full dynamic access to intelligent printer features like: underlining, subscript, superscript, variable font and type size, dot-graphics, etc.

Dynamic (embedded) format controls for: top, bottom, and left margins; line length, lines per page, line spacing, new page, change page numbering, conditional new page, enable/disable justification.

Menu-driven control of these parameters, as well as: pause at page bottom, page numbering, baud rate (so you can run your printer at top speed), and Epson font. "Typewriter" feature sends typed lines directly to your printer, and Direct mode sends control codes right from the keyboard. Special Epson driver simplifies use with MX-80.

Supports single and multi-line headers and automatic centering. Print or save all or any section of the text buffer. Chain print any number of files from cassette or disk.

File and I/O Features: ASCII format files — create and edit BASIC, Assembly, Pascal, and C programs, Smart Terminal files (for uploading or downloading), even text files from other word processors. Compatible with spelling checkers (like Spell 'n Fix).

Cassette verify command for sure saves. Cassette auto-retry means you type a load command only once no matter where you are in the tape.

Read in, save, partial save, and append files with disk and/or cassette. For disk: print directory with free space to screen or printer, kill and rename files, set default drive. Easily customized to the number of drives in the system.

Editing features: Fast, full-screen editor with wordwrap, block copy, block move, block delete, line delete, global search and replace (or delete), wild card search, fast auto-repeat cursor, fast scrolling, cursor up, down, right, left, begin line, end line, top of text, bottom of text; page forward, page backward, align text, tabs, choice of buff or green background, complete error protection, line counter, word counter, space left, current file name, default drive in effect, set line length on screen.

Insert or delete text anywhere on the screen without changing "modes." This fast "free-form" editor provides maximum ease of use. Everything you do appears immediately on the screen in front of you. Commands require only a single key or a single key plus CLEAR.

...truly a state of the art word processor...
outstanding in every respect.

— The RAINBOW, Jan. 1982

PROFESSIONAL WORD PROCESSING

You can no longer afford to be without the power and efficiency word processing brings to everything you write. The TRS-80 Color Computer is the lowest priced micro with the capability for serious word processing. And only Telewriter-64 fully unleashes that capability.

Telewriter-64 costs \$49.95 on cassette, \$59.95 on disk, and comes complete with over 70 pages of well-written documentation. (The step-by-step tutorial will have your writing with Telewriter-64 in a matter of minutes.) To order, send check or money order to:

Cognitec
704 Nob Street
Del Mar, CA 92014

Or check your local software store. If you have questions, or would like to order by Visa or Mastercard, call us at (619) 755-1258 (weekdays, 8AM-4PM PST). Dealer inquiries invited. (Add \$2 for shipping. Californians add 6% state tax.)

Available at
Radio Shack stores
via express order
catalogue #90-0253
90-0254

Apple II is a trademark of Apple Computer, Inc.; Atari is a trademark of Atari, Inc.; TRS-80 is a trademark of Tandy Corp; MX-80 is a trademark of Epson America, Inc.



The 'Hidden' Computers

By Michael Plog, Ph.D.
Rainbow Contributing Editor

The education industry is comprised of much more than teachers and students. Many people work for education, but never see a classroom, or even a school. Yet, their work is important, and helps to make teachers' jobs more productive. Computers play a role for these people too, and assist in getting an educational product developed and delivered.

One example of such an educational effort is the production of educational television tapes for schools and general public. Preparation of a videotape can be a very simple affair, providing you do not mind a low-quality final product with an amateurish appearance. With a video cassette recorder and a video camera, anyone can take home movies and show them in classrooms. Production of a high-quality tape, however, is an entirely different matter.

Before videotape, preparation of an educational film could also have been a simple affair. Many people owned home movie cameras and took movies. An amateur could even edit the film by looking at each frame of the film, cutting and splicing until the edited version was more acceptable to the audience. With videotape, editing cannot be done with a sharp blade and glue. You cannot simply cut a piece of video-

tape and attach another piece to it. Electronic editing is required.

Another problem of video editing is school students (and members of the public such as school board members, parents, etc.) have a more sophisticated attitude toward educational video materials than in the past. The quality of the message is often measured by the quality of the medium. We have been spoiled by slick network production, not to mention Sesame Street and other professional material now available for educational use.

Editing a videotape has some similarities to editing celluloid film. A videotape has frames, much like a film has frames. On celluloid film, a single frame is one picture, one exposure of light onto the film. One frame of a videotape is a sweep of the cathode ray gun down the video screen. There are thirty such complete sweeps every second, therefore a video frame is 1/30 of a second. To edit a tape, you need to record the frames wanted onto a new tape. A blank tape is used to receive the images from other tapes. The final recording has to be in the proper sequence, even if that means going backwards on one of the raw tapes.

Every videotape contains the image plus other information. Each frame has room for 80 bits of audio information. Some of that information is used as a time code track. Each frame of video tape has a code that tells the hours, minutes, seconds and frame number. A technician can call up the exact frame of a piece of tape that is two minutes, 14 seconds, and 29 frames from the beginning.

Now we see how to edit videotape. The director can indicate the final tape should begin with the shot happening four minutes, two seconds, three frames after the start of the raw tape, go for 20 frames, then insert the shot that is one hour, eight minutes, five seconds and three frames. This process continues for the entire length of the finished product. This type of editing is much more difficult than cutting a strip of celluloid and physically inserting it at the right place.

There are companies that provide the equipment necessary for such editing. One machine is required to record the final product and, generally, more than one machine is used to provide the incoming source tape, since most people will have more than one reel of tape containing the original information.

Recently, I observed such an operation at the television section of the Illinois State Board of Education. One recording machine was connected to six source tape players. Two other input devices were used to control screen graphics. The editing process was handled by a computer, as you might well imagine. The impressive part of this educational television facility is that a Radio Shack Color Computer is the machine controlling this massive array of complex electronic video equipment. That's right — the little white box from Tandy, almost unnoticed among dials, knobs, blinking lights and huge machines, was the brains of this operation.

The Color Computer has several jobs in this facility. It must first touch and read each of the incoming tape machines and the recording machine. The

Michael Plog received his doctorate degree from the University of Illinois. He has taught social studies in high school, worked in a central office of a school district and currently is employed at the Illinois State Board of Education.

computer has to determine if the tape machine is on with a tape correctly inserted and ready to play. The computer provides commands to each of the machines to stop, get ready, play, and most crucial of all, to determine the frame position called for by the director.

The creator of this system, Mitch Hopper, loads up to six tapes, then sits at the keyboard of the Color Computer. He types in a command to record from one of the input machines, beginning at a specified location, for the required length of time. There are hundreds of such commands necessary for one final tape. Each command is also listed to a printer for later verification and tracking of the finished tape.

The computer then goes to the specified input machine, reads the time code, determines how far away (and in which direction) the requested time code is, moves the tape back and forth until it has found the correct beginning spot. The exact frame of the input tape is then noted. To further complicate matters, the electronic devices have a delayed reaction time. A tape machine cannot simply begin playing, it first has to get up to speed then start showing the

signals for that frame. Each input machine has a different delay time, meaning the Color Computer has to keep these times straight for every machine.

Finally, the Color Computer must start the machine providing the incoming signal, as well as the recording machine, at exactly the correct time, so the specified frame — not one frame ahead or behind — is recorded on the final product. With thirty frames per second, the job requires the combination of high quality in computer, software and operator.

I was amazed when I found the Color Computer performing this task. I was even more amazed when the man who developed this system said he had written the entire program in BASIC. Machine language would have been faster than BASIC, but would not greatly increase actual speed, because of the time required for a human to change tapes on the machines.

The total material investment in this system was one Color Computer, a tape player for the computer (no need to use disk; the program stays in the machine), and about \$250 for a Programmable

Peripheral Interface box. The PP contains extra memory and the additional ports necessary for "talking" with the tape machines. No monitor was necessary, there were plenty just laying around. After all, this is a facility devoted to video. Mr. Hopper spent six weeks programming the Color Computer and building the interface device.

It is possible to purchase hardware and software specially developed for this type of operation. Such a system to perform the tasks currently done by the Color Computer would cost about \$30,000. Of course, that does not include the time necessary to learn how to operate the equipment.

So, the next time you show a class a videotape, or watch something on educational television, think of the people behind the production. One of them just might be an extremely creative person named Mitch sitting in front of a little white computer from Radio Shack.

That's all for now. If you have a comment or question about this article or any matter related to education and the Color Computer, please contact me at 829 Evergreen, Chatham, Illinois 62629.

CORRECTIONS

"Wishing Well: Achieving Arcade Game Speed in BASIC" (July 1986, Page 98): Due to a printing error, some lines in the *Trench* listing may be difficult to read. Line 15 should read as follows:

```
15 PMODE3,1:R$="U24C2F2E4F2G4C4N
H3F20L24":DRAW"C4S4BM0,47"+R$:R$
="U24L4C2H2G2F4C4NE3G20R28":DRAW
"BM255,47"+R$:PAINT(3,41),4,4:PA
INT(253,41),4,4:PMODE4,1:RETURN
```

Line 17 should read:

```
17 LINE-(180,20),PSET:LINE-(256,
40),PSET:LINE(76,20)-(0,0),PSET:
LINE(180,20)-(256,0),PSET:PAINT(
10,2),2,2:PAINT(10,20),4,2:PAINT
(246,20),4,2:PMODE4,1:LINE(0,144
)-(256,192),PSET,BF:FORI=1TO65:P
SET(RND(256),RND(66)+30):NEXT
```

"The Old-Time Banner Printer" (May 1986, Page 150): Credit should have been given to Francis S. Kalinowski for portions of the program concept and some of the operating routines that were derived from his original work. We regret this omission.

"Juggle Bills, Juggle Bills, Juggle All the Way!" (March 1986, Page 76): Glen Dufur has written to point out that, although the keybox for the article indicates otherwise, *Homebdgt* is cassette-based and does not support disk.

For quicker service, Corrections will be posted on Delphi as soon as they are available in the Info on Rainbow topic area of the database. Just type DATA at the CoCo SIG prompt and INFO at the Topic? prompt.

Help Us Battle the High Cost of Disk Drives



**NOW . . .
V-PRINT**
A utility to print
directory on paper
\$9.95



New Lower Price Un-DISK Drives ~~\$49.95?~~ **\$34.95**

You Bet! There are empty spaces in your 32K and 64K CoCo. The Preble VDOS Un-DISK helps you fill them up with PROGRAMS!

- Un-DISK uses your computer's extra memory like a fast disk drive.
- Un-DISK can store BASIC and MACHINE LANGUAGE programs.
- Un-DISK is INVISIBLE. Yup! Un-DISK does not interfere with normal Color Computer Operation.
- Un-DISK appears only when you type the magic word VDOS.
- Un-DISK comes with comprehensive instructions which you may not need because:
- Un-DISK is self-prompting and easy to use!
- Un-DISK is provided on cassette.
- Un-DISK is faster than a slow clumsy DISK DRIVE and best of all . . .
- Un-DISK is CHEAPER than a DISK DRIVE!
- Un-DISK will work even if you already own a disk but WHY BUY A DISK AT ALL?
- Un-DISK should be in the library of every serious CoCo user even if you own a disk says Frank J. Esser, independent reviewer for RAINBOW Magazine!

OK sure, disk drives ARE NICE. I own one. But if your finances are limited, the Un-DISK can give you much of the power of the mechanical drive. Even if you already own a disk the Un-DISK can work like a super fast extra disk.

EXTRA . . . EXTRA . . . EXTRA . . . EXTRA . . . Additional Power For \$14.95

- Only with VDUMP for the Un-DISK!
- VDUMP lets you make a cassette backup copy of everything stored in the Un-DISK.
 - VDUMP lets you save 5, 10, 15 or more programs on a single cassette tape file.
 - VDUMP lets you switch Un-DISks. With a single load operation replace a group of financial programs with a set of children's programs. (The new VDUMP tape overwrites the old.)
 - VDUMP can allow you to save a whole lot of RAINBOW ON TAPE in a SINGLE file.
 - VDUMP is the perfect companion to the Preble VDOS Un-DISK.

Available from Doctor Preble's Programs, naturally! Bringing you fine Color Computer Products Since 1983!

The Preble VDOS Un-DISK **\$34.95**
The Preble VDUMP \$14.95
Shipping & handling
U.S. and Canada \$1.50
or \$5.00 to other foreign points

VISA and MasterCard accepted



Order From:
Dr. Preble's Programs
6540 Outer Loop
Louisville, KY 40228
(502) 966-8281

Canadians may order from Kelly Software

Mind-tingling action!
THE SECOND RAINBOW BOOK OF

ADVENTURES



Twenty-four of the most challenging Adventure games ever compiled await you in this latest offering from The Rainbow Bookshelf. Journey through time, fight World War III, win the heart of a beautiful and mysterious princess. Experience the titillations of the most rugged Adventurer without ever leaving your seat.

Order The Second Rainbow Book of Adventures and among the 24 program listings you'll receive are:

Yellow Submarine — Meet the Beatles and attempt to outlast the Blue Meanies while enjoying some of the Fab Four's all-time musical hits.

Ring Quest — Regain possession of a magical ring and save a kingdom.

Time Tripper — Lost in another dimension.

Chief Inspector — Who killed B.L. Brown?

Sir Randolf Returns — The sequel to a favorite from our first Adventure book.

Silverton House — Where's the money been stashed?

Ice Princess — Just one glance at this beauty will steal your heart.

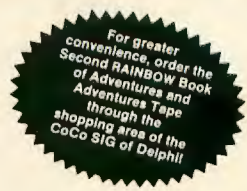
Experience other traditional and contemporary challenges from these winning authors: Mark Fetherston, Jeff Crow, Larry Lansberry, J.C. Jackson, Robert W. Mangum II, Robert Poppe, David Taylor, Gregory Clark, Steve Skrzyniarz, David L. Dawson, Curtis Boyle, Bruce K. Bell, Pat Pugliano, Pat and John Everest, Mike Fahy, Scott Settembre, Darin Anderson, Robert L. Thomas, Terrance Hale, Paul Hensel, Philip Courie, Michael Dennison and Robert Dickau.

The Second Rainbow Book of Adventures sells for only \$13.95!

THREE BONUS PROGRAMS

WHEN YOU BUY THE SECOND RAINBOW ADVENTURES TAPE!

That's right. You'll receive a total of 27 fantastic Adventures when you get the Second Rainbow Adventures tape. The three bonus games are Castle Thuudo, by Carmen D. Michele; Halls of Dungeon Death, by Eric and Mark Riel; and Caves of Kalakh, by Jane Fisher — programs with listings too lengthy to include in the book. Save yourself hours of typing listings. Load these great Adventures into your computer and run them!



The Second Rainbow Adventures Tape is only \$13.95.

The tape is an adjunct and complement to the book. Even if you buy the Second Rainbow Adventures Tape, you'll need the book for the introductory material and loading instructions.



Keep your Rainbow Bookshelf up-to-date!

See Page 117 for additional Rainbow Bookshelf offerings.

Please send me The Second Rainbow Book Of Adventures for \$13.95*

Please send me The Second Rainbow Adventures Tape for \$13.95

Name _____

Address _____

City _____ State _____ ZIP _____

My check in the amount of _____ is enclosed.*

Please charge to my: VISA MasterCard American Express

Account Number _____ Exp. Date _____

Signature _____

Mail to: The Second Rainbow Book of Adventures, The Falsoft Building, P.O. Box 385, Prospect, KY 40059

To order by phone (credit card orders only) call 800-847-0309, 8 a.m. to 5 p.m. EST. For other inquiries call 502-228-4492.

*Add \$1.50 shipping and handling per book. Outside the U.S., add \$4. Allow 6-8 weeks for delivery. Kentucky residents add 5% sales tax for book and tape. In order to hold down costs, we do not bill. U.S. currency only, please.



The Rainbow Bookshelf™

Timing and the SAM Chip

By Tony DiStefano
Rainbow Contributing Editor

As we all know, the CPU in our CoCo is the MC6809E. It is the heart of the computer. It requires RAM and ROM and I/O and video and so on to help support it. All these devices must be memory mapped. They must appear somewhere in the 4K bytes of memory the CPU can access. The proper timing and sequencing must be within the specifications of the CPU. Normally, a handful of TTL (74 series) logic chips take care of this. In the CoCo one big chip takes care of all of this and more. The chip is the MC6883, sometimes known as the 74LS783N. The name of this chip is a Synchronous Address Multiplexer or SAM for short. This is a 40-pin chip that mates the MC6809E and the MC6847 (the video chip). This chip also does all of the dynamic memory refresh timing and memory mapping of all the other major chips of the CoCo. As you can see, this thing is a real workhorse of a chip. By the time I am finished describing this chip, everyone will have as much respect for it as I do.

Tony DiStefano is well-known as an early specialist in computer hardware projects. He lives in Laval Ovest, Quebec.

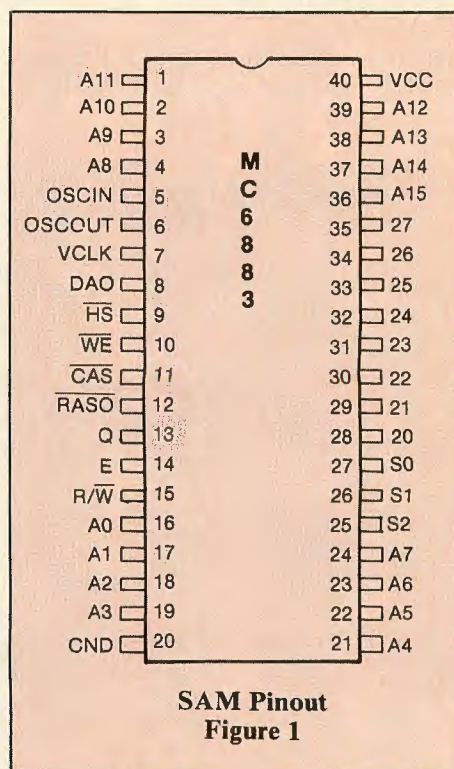
The first part of this article is a pinout of this chip. Figure 1 shows the pinout of the SAM chip. The following is a pin-by-pin description of the Motorola chip number MC6883.

Pin 1 to 4 — A11 to A8. Address lines A11 to A8 respectively from the MC6809E. These are four of the 16 address lines the SAM requires to fully control the memory mapping of the CPU.

Pins 5 and 6 — OSCin and OSCout. These are the crystal oscillator inputs. A crystal and supporting components supply the SAM a master frequency of 14.31818 MHz. This is the highest frequency available in the CoCo.

Pin 7 — VClk. The first function of this pin is to generate an output of 3.579545 MHz. This supplies the color carrier for the VDG (Video Display Generator) Clk pin. The second function resets the SAM when this pin is pulled to a logic level of 0, acting as an input. In the CoCo, this pin is part of the reset circuitry.

Pin 8 — DA0 (Display Address 0). The function of this pin as described in the Motorola manual is the least significant bit of a 16-bit video display address. The more significant 15-bits are outputs from an internal 15-bit counter which is clocked by DA0. The second function,



SAM Pinout
Figure 1

not used by the CoCo, is to indirectly enter the logic level of the VDG FS (field synchronization pulse) for vertical video address updating.

Pin 9 — HS. This input, connected to the HS output of the VDG, detects the

falling edge of the pulse in order to initiate eight dynamic RAM refresh cycles. It also resets four least significant bits of the internal video address counter.

Pin 10 — WE. This output is the write enable pulse that enables the CPU to write into dynamic RAM.

Pin 11 — CAS. This output is the

Column Address Strobe. It strobes the most significant 6, 7 or 8 address bits

into dynamic RAMs.

Pin 12 — RAS0. This output is the Row Address Strobe 0. It strobes the least significant 6, 7 or 8 address bits into dynamic RAMs in Bank 0.

Pin 13 — Q. This output is the Quadrature clock used by the CPU that leads

the 'E' clock by about 90 degrees.

Pin 14 — E. This output 'E' clock, better known as the Enable clock, is used by the CPU. It is the main CPU timing and is also used by most peripheral devices. This clock determines the speed which the CPU operates.

Pin 15 — R/W. This input is fed from the CPU's R/W line. It tells the SAM whether the CPU is reading or writing data to memory, writing to the SAM registers or device 0.

Pins 16 to 19 — A0 to A3. Address lines A0 to A3 respectively from the MC6809E. These are the next four of the 16 address lines the SAM requires to fully control the memory mapping of the CPU.

Pin 20 — GND. Return ground for the five volts. Signal ground to which all signals are referenced.

Pins 21 to 24 — A4 to A7. Address lines A4 to A7 respectively from the MC6809E. These are the next four of the 16 address lines the SAM requires to fully control the memory mapping of the CPU.

Pins 25 to 27 — S2 to S0. S2 is the most significant bit of the three device select bits. The binary value of these three pins selects one of eight chunks of CPU memory map, device 0 to 7. Varying pin length, these chunks provide chip selects for three ROMs, RAM, three I/O areas and boot area; the boot area is not used in the CoCo.

Table 1 SAM Control Registers

Address	Mode	Label	Name	Descriptions
FF DF	S	TY	map type	1 = all RAM 0 = ROM/RAM
FF DE	C			
FF DD	S	M1	memory	
FF DC	C			
FF DB	S	M0	size	00 = 4K 01 = 16K 10 = 64K 11 = static RAM
FF DA	C			
FF D9	S	R1	CPU rate	00 = slow 01 = dual speed 11 = fast
FF D8	C			
FF D7	S	R0	CPU rate	
FF D6	C			
FF D5	S	P1	page #	SET = PAGE #1 CLEAR = PAGE #0
FF D4	C			
FF D3	S	F6	display offset	start of display address and 512 byte offset
FF D2	C			
FF D1	S	F5		
FF D0	C			
FF CF	S	F4		
FF CE	C			
FF CD	S	F3		
FF CC	C			
FF CB	S	F2		
FF CA	C			
FF C9	S	F1		
FF C8	C			
FF C7	S	F0		
FF C6	C			
FF C5	S	V2	VDG MODE (SAM)	1 1 1 1 0 0 0 0
FF C4	C			1 1 0 0 1 1 0 0
FF C3	S	V1		1 0 1 0 1 0 1 0
FF C2	C			
FF C1	S	V0		
FF C0	C			

S = set C = clear

Chunk Name	Mapped Area	Description	Chunk Name	Mapped Area	Description
S0	\$0000 to \$7FFF 0 to 32767	This area in a 64K machine is 32K of user RAM.	S5	\$FF20 to \$FF3F 65312 to 65343	This area is also 32 bytes long and again only four bytes are used for a PIA to which the VDG controls, D/A, cassette motor, RS-232 and interrupts are connected.
S1	\$8000 to \$9FFF 32768 to 40959	This area is occupied by the 8K Extended BASIC ROM chip.	S6	\$FF40 to \$FF5F 65344 to 65375	This 32-byte area is used with a disk controller to control things like drive select, FDC control and drive motors.
S2	\$A000 to \$BFFF 40960 to 49151	This area is occupied by the 8K Color BASIC ROM chip.	S7	\$FF60 to \$FFDF 65276 to 65503	This is not used except for the SAM control registers.
S3	\$C000 to \$FEFF 49152 to 65279	Normally this area is occupied by the 8K Disk ROM chip, but this area can access up to 16K.			
S4	\$FF00 to \$FF1F 65280 to 65311	This area is 32 bytes long. Four bytes are used for a PIA to which the keyboard HS, VS and audio select are connected.			

Table 2

ns 28 to 35 — Z0 to Z7. These are the eight multiplexed address lines needed to access 64K dynamic RAM. With 16K dynamic RAM, only Z0 to Z6 are used and Z7 is RAS1 for a second bank of 16K chips. With 4K dynamic RAM, Z6 is not used. These lines are also used to generate the video address refresh on the alternate 'E' cycle.

pins 36 to 39 — A15 to A12. Address lines A15 to A12 respectively from the IC6809E. These are the last four of the 15 address lines the SAM requires to fully control the memory mapping of the CPU.

pin 40 — Vcc. This pin requires +5 volts. It powers all the functions in this chip.

As you can see from these descriptions, the SAM chip and VDG chip are closely linked. The SAM chip generates data from its RAM and delivers it to the VDG. That is one of the functions of the SAM. It works closely with the VDG monitoring the horizontal and vertical syncs in order to give it the proper data that the VDG later converts to a video signal. The SAM has many modes in which it delivers video data to the VDG. These modes are selected by a set of registers in the SAM's memory map. But since the SAM chip has no data lines going to it, the registers are accessed by writing to odd address locations to set the register and writing to even address locations to clear the register. The data written to these locations is irrelevant. Table 1 shows all the SAM control registers and their functions. Most of the registers shown are used with the VDG.

Pins S0 to S2 are used to decode chunks of memory. These so-called banks of memory are what memory maps the CoCo into what we know it to be. For instance, BASIC is one chunk that is 8K long. Disk Extended BASIC

is another chunk that takes up 16K. These eight chunks are decoded from the three pins by using a 74LS138. You might remember this from a past article, but if you don't, a '138 is a three-input to eight-output decoder; just what the doctor ordered. Each one of these eight outputs controls one chunk of memory. Table 2 shows all eight chunks and describes where in the memory map they appear and what use each has in the CoCo.

In Table 2, notice that part of S7 are the SAM control registers. Table 1 describes the SAM control registers. The SAM control registers are divided into six areas. The following is a description of each of these areas.

The first area is the map type. When cleared, the SAM is in the map type 0. This is the mode that BASIC sets it up to be. The ROMs are active and a maximum of 32K RAM is accessible. When set, the SAM is in the map type 1. This mode is better known as the 64K mode or the RAM mode. In this mode none of the ROMs are active but all 64K RAM is accessible. The OS-9 operating system uses this mode.

The next mode is the memory size. The SAM can use three types of dynamic memory, 4K, 16K and 64K. When your CoCo is first turned on, a routine in the BASIC ROM checks to see what kind of RAM is installed and sets the SAM chip accordingly.

The third mode is CPU rate. The SAM has some control as to the speed at which the CPU can operate. It has three choices; the first is called slow. In this mode the CPU runs at .894 MHz. The next is the dual speed mode. Depending on where the CPU is accessing memory, it can access it at .894 MHz or at the faster 1.78 MHz. At the dual speed, S0 and S4 are accessed at the slower speed, all other accesses are at

the higher speed. The third speed is the fast speed. This is where all accesses are done at the high speed, but at that speed, the SAM chip does not have the time to do video. The video screen displays garbage.

The fourth mode is the page mode. When the SAM is in map type 0 and is using 64K memory chips, only half, 32K, of memory is used. The other half is just sitting unaccessible. Setting this register switches in the other half of memory and switches out the first half.

The fifth mode area is a big one in that it takes up a lot of room. This is the display offset. This offset tells the SAM chip where in memory to start the video scanning. Since the smallest memory area the SAM can scan is 512 bytes, all offsets are 512 bytes apart. The display offset is a binary address to the start of the video display.

The sixth area is the VDG mode. Since graphics pages take up more memory than text, the SAM has to scan more memory. The amount of memory scanned depends on the graphics resolution mode required. Basically there are three amounts of graphics memory. The first is 1.5K memory, the second is 3K and the highest is 6K. These modes of graphics must match the graphics mode the VDG is set to. You will find more detail on these modes in the BASIC manual supplied by Radio Shack.

The last mode is reserved for future use. Who knows what Motorola has in store for these unused registers.

The SAM chip is a very complex chip, indeed. I have just described only the major parts of this chip. Complete details on this chip are available from your Motorola dealer. The details I have given are taken from that manual and the TRS-80 Color Computer Technical Reference Manual, available at your local Radio Shack store. ☺

ASSEMBLY LANGUAGE PROGRAMMING for the TRS-80 COLOR COMPUTER

At last - The book exclusively for you and your CoCo !! You've learned BASIC and are now ready to learn assembly language programming. This hands-on guide begins with the basics and progresses to the expert level; revealing programming conventions and techniques and all the internal capabilities of the TDP-100, CoCo 1 and 2. At every step of the way are illustrations, sample programs, and plain English explanations. All sample programs are shown as assembled with Radio Shack's EDTASM+ cartridge. Plus, a complete chapter explains how to use all EDTASM+ capabilities. This book describes how to write subroutines, interrupt handlers, programs that control the graphics display modes, cassette, disk, keyboard, sound, joysticks, serial I/O, interrupts, and use of ROM resident subroutines. Also covered are the MC6809E microprocessor, the video display generator (VDG), peripheral interface adapters

(PIA), SAM, memory, and how they all work together. Suitable as a high school or college textbook.

CHAPTERS: The Binary Number System - Memory and Data Representation - Introduction MC6809E Microprocessor - Addressing Modes of the MC6809E - MC6809E Instruction Set - Assembly Language Programming with EDTASM+ - Assembly Language Programming - Assembly Language and Extended Color BASIC - Internal Control and Graphics - Technical Details.

289 pages
soft cover
\$16.00 U.S. plus \$1.50 shipping. Check or money order. RI residents please add 6% sales tax. Inquire about volume discounts.

Published and
sold by

TRS-80 & EDTASM+ are
trademarks of Tandy Corp.
TEPCO
30 Water Street
Portsmouth, RI 02871

PIPELINE

LOCK IT TIGHT Technalock is a low-cost way to secure movable equipment from theft. Pressure-sensitive adhesive bonds the securing plates to the equipment while a vinyl-coated steel cable and lock completes the system. The kit can be used for applications other than computer equipment; stereos, toolboxes, outboard motors and many other items can be protected as well. The master system sells for \$24.95 and expansion kits are available. **Contact Business Security Systems, 512 South Hanley, St. Louis, MO 63105, (314) 962-4446.**

POWER PLAY Ohm/Electronics recently introduced the Scooter(R) Model SP5G Guard-It™ Control Center for personal computers. The SP5G provides five protected and switched outlets. LED indicators show the status of the main power, computer and monitor outlets. The unit protects against noise, voltage surges and spikes. A resettable circuit breaker completes the front panel. The thin, modern cabinet, which emulates the look of the IBM PC and clones, features an attached swivel base. Suggested retail price is \$98.95. **Contact Ohm/Electronics, 746 Vermont Street, Palatine, IL 60067, (800) 323-2727. In Illinois, call (312) 359-6040.**

PICKS FOR YOUR POCKET Specialized Systems Consultants Inc. has announced its latest edition to its line of pocket references. The *Text Processing Reference* is a guide to UNIX word processing tools and includes coverage of the mm macros and the tbl, eqn, nroff and troff commands. The 32-page guide sells for \$6. Other pocket references offered by SSC are *UNIX Command Summary*, *C Library Reference for Standard System V*, *MS-DOS Command Reference*, *FORTRAN 77 Reference* and the *VI Reference*. **Contact Specialized Systems Consultants Inc., P.O. Box 55549, Seattle, WA 98155, (206) 367-UNIX.**

IMPROVEMENTS Tandy Corporation has announced that consolidated sales and operating revenues for the month of May were \$245,108,000. This is an increase of 12 percent over the May 1985 revenues of \$219,074,000. Tandy's U.S. retail operations recorded a 10 percent May gain over that same period in 1985. In May 1986, recorded sales and revenues for U.S. retail operations were \$195,414,000 while May 1985 sales were reported to be \$177,112,000. Revenues from U.S. stores in existence more than one year increased slightly in May 1986. Keep it up Tandy!

ADDITIONS Black Box Corporation has issued the second edition of its personal *Black Box(R) Catalog*. The new catalog offers 20 percent more items than the previous issue. New product lines include data acquisition products, software to serve as management tools and several reference books on the personal computing field. Also included in the 88-page, full-color catalog are cables, switches, test equipment, tools, modems, spoolers, protocol converters and terminal emulation boards. Subscription to the catalog is available at no charge by writing: **Personal Black Box(R) Catalog, P.O. Box 12800, Pittsburgh, PA 15241, or by calling (412) 746-5500.**

NO MORE STICKY DISKS Weber & Sons Inc. has found a method of labeling diskettes. The NoLabelSystem(c) is a permanent label way to organize and identify floppy disks. Instead of peeling off old labels and affixing new ones, you affix a clear plastic pocket to the disk and slide in an insert card with the appropriate information on it. To rename the disk, just slide in a new card. Included in the NoLabelSystem(c) are: 100 plastic pockets, 100 white and 100 color insert cards. The tabs on the insert cards stick out of the pockets for easy removal. Sizes are available for 3½-

inch, 5¼-inch and 8-inch diskettes. The kit is \$19.45 plus \$3 shipping. Catalog numbers are: NLS-3.5-100, NLS-5.25-100 and NLS-8-100. A test package containing 25 samples of each item is also available for \$6. **Contact Weber & Sons Inc., NLS Dept., 3468-2 Hwy 1, Freehold, NJ 07728, (800) 225-0044.**

WANT TO GO OUT? International Resource Development Inc. has given us some insight into the future of dating. The firm is predicting that by 1990 singles bars around the world will be equipped with computerized card readers to help their customers meet "compatible" companions. According to Matthijs Moes, who led the study effort, customers will carry special identification cards — about the same size as credit cards — and the terminal/reader in the bars will read the information into a small computer. The computer will compare personal attributes and indicate to the customer who else in the bar might have compatible interests. The customer will have to take it from there. The cards will give a whole new meaning to the term "personal" computer, says Moes.

On a related note, IRD says medical cards, similar to the dating cards, will be introduced first. These cards will contain all-important medical histories of the carrier. This information will help in processing insurance claims and more importantly, speed necessary attention to the ill. Blue Cross/Blue Shield of Maryland announced last year that it had given Canon a contract for \$40 million to produce some 60,000 reader/writer terminals over a five-year period.

EXPERIMENTER'S DELIGHT OWI Inc. has expanded its Movit family of educational robot kits to include the WAO. This robot is designed to teach the fundamentals of computer programming (e.g. flowcharts), perform graphics and develop an awareness to robotics. WAO has an internal micro-computer chip. The system stores a program in ROM (2K) and will store a user program in RAM (128 x 4 bits). With its built-in RS-232 interface, the WAO is ready to communicate with most personal computers. WAO is sold in kit form and requires assembly. The electronics, however, come pre-assembled and tested. Suggested retail for WAO is \$99.95. **Contact OWI Inc., 1160 Mahalo Place, Compton, CA 90220, (213) 638-4732.**

256K **SUPER RAM** 512K

HOME RUN!

➡ 256K Bd - \$129.95
➡ 512K Bd - \$169.95*
(Requires RS Multi-Pak)

OS-9
DRIVER
\$24.95

The first 256K/512K memory bd for the CoCo II! Inside this low noise metal case lives 256K/512K of memory and all the circuitry to access it as a RAMDISK! Compatible w/all CoCo II's even 26-3127B & 26-3134A/B (see June '86 Rainbow Review)
*Recommended for OS-9 users!

256K **THUNDER RAM** 256K

STRIKE 1 - RAM!

(NOT available for CoCo II's)
★ ★ ★ ★ ★ ★ ★ ★
Thunder Dupe 2 - Format & Backup a FULL diskette (68K) in ONE PASS! Up to 4 Disk Drives!! \$24.95

OS-9
DRIVER
\$24.95

The first 256K memory Bd for the CoCo! Load four 32K pgms at once, emulate a 40trk RAMDISK, 60K Print Spooler, FAST access, 30+ Hi-Res screens in memory!! \$99.95 (see Sept '85 Rainbow Review)

DOUBLE RAM - Upgrades a THUNDER RAM from 256K to 512K giving TWO independent RAM Disks! \$79.95

NEW VERSION **COCO MAX II** NEW VERSION

STRIKE 3 - A HIT!

Feature packed hardware & software Graphics System! Includes: Pull-Down Menus, Icon processing, multiple Font styles, full graphic editing plus a special Input Module for 256x192 joystick input.
64K DISK \$79.95 w/Y-Cable \$99.95
Requires Multi-Pak or Y-Cable (\$29.95)
CoCo Max I - II Disk Upgrade - \$19.95
CoCo Max (TAPE) \$69.95 Mouse Pad \$14.95

10 MEG **SUPER DISK** 20 MEG

GRAND SLAM!



Tony Di Stefano (Turn of the Screw Guru) has done it again!!! Coming soon is SUPER DISK - a HARD DRIVE adapter that will fit inside the Super Controller or Super Ram. It will be able to access one or two FIVE, TEN or TWENTY MEGABYTE Hard Disk Drives. Write for more exciting details!

COMING... SUPER COPY!!!

SUPER CONTROLLER

STRIKE 2 - DOS!

Uses 2764 (\$6.95) EPROM Programmer
or 27128 (\$14.95) ↓ \$59.95 ↓
EPROMS! (Requires Super Controller)

The most AMAZING CoCo Disk Controller ever! Switch up to 4 DOS's (up to 16K) via a single software POKE! Choose between R/S 1.0/1.1, Spectrum DOS, ADOS, JDOS, Stearman DOS - \$99.95

Spectrum DOS \$29.95 and/or ADOS \$39.95 w/purchase of Super Controller (Buy 'em both for \$59)

Enhanced Display 80 - Add an 80x24 display, Real Time Clock & Centronics Parallel Printer interface to your Super Controller! Includes SMOOTH SCROLLING & Switchable Video Input!! \$129.95

NEW! OS-9 Driver for Display 80 \$24.95

SPECTRUM PROJECTS, INC.

**PO BOX 21272
WOODHAVEN NY 11421**

Mail or Phone

Shipping \$3.00 (Foreign \$5.00)

COD \$2 extra - NY Res add tax

COD Order Line 718-835-1344



SPECTRUM PROJECTS

SOFT AND HARD WARES FOR COLORFUL COMPUTING



COMMUNICATION

COLORCOM/E - A complete smart terminal package! Upload, Download, Hi-Res (51X24) screen, 300/1200 Baud, Offline Printing, 32/64K Disk* - \$39.95
 *- Now with **DELPHI & CompuServe XMODEM** support! Download **ML!** **COMPUSERVE** 5hr Start Kit \$19.95

SAVE \$20!
 Get
CC/E TW-64
TELEPATCH
 for only \$99.95

BUY BOTH
 SAVE \$10

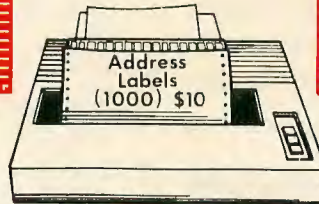
WORD PROCESSING

TELEWRITER-64 - Three Hi-Res screens, true lowercase char's right justify, full screen editor. Tape \$49.95 Disk \$59.95
TELEPATCH - A TW-64 enhancer!!! True block move, Overstrike & TSPool mode, Type Ahead Buffer
FASTER Disk I/O 64K Disk \$19.95

MODEMS

1200 BAUD
\$129.95**

Hayes compatible! Super for the **DELPHI & CompuServe CoCo Sig!** 300/1200 Baud, Auto-dial/answer
 ** Requires Modem cable . \$19.95




PRINTERS

GEMINI NX-10 - 120 cps, tractor-feed, NLQ mode, 5K buffer Front Panel Controls! - \$249.95
KAMELEON - Low cost Parallel Ptr Interface! 600/9600 Baud \$49.95
BriteFace - The first **INTELLIGENT** Ptr Interface! All Baud rates with NO switches to turn \$59.95

KEYBOARDS



RS 26-3016 Low Profile CoCo Keybd. Fits all CoCoII's, "F" & TDP-100's WAS \$39.95 NOW \$14.95
 Adapter for D/E CoCoI's - \$9.95



Monitor Stand \$24.95

MONITORS

MONOCHROME Monitors - **CRISP** 80x24 Hi-Res screens! \$79.95
Universal Video Driver - Works w/all monitors & CoCos! - \$29.95
Anti-Glare Screen \$24.95
13" COLOR Monitors \$169.95
TAXAN Tuner-Receive TV channels on any composite monitor \$99.95

SAVE \$10 OFF **COLORCOM/E** WITH A **HAYES** MODEM
SAVE \$10 OFF **TELEWRITER-64** WITH ANY **PRINTER,**
KEYBOARD OR **MONITOR**

SPEEDY COD ORDER HOT LINE - CALL 718-835-1344

SPECTRUM PROJECTS

SOFT AND HARD WARES FOR COLORFUL COMPUTING

SPREADSHEET

DATA BASE MANAGER

**NEW LOW
PRICES
FOR '86**

**BUY 'EM
BOTH FOR**
(DYNACALC & PCF 2.0 ONLY)
\$99.95

	Competition	DYNACALC
Screen	32X16	51X24
Precision	9 digits	16 digits
Hi-Res Graphics	NO	YES
Visicalc cmd format	NO	YES
New low price!	64K Disk \$69.95	
Side Wise -Print DYNACALC files		up to 255 chars-sideways! \$24.95

PRO-COLOR FILE 2.0 - 60 Data Flds, 8 Report Fmts, 4 Screen Fmts, 1020 bytes/record, Sort 3 Fields, Global Search, FAST ML Sort, Create Files Compatible w/DYNACALC! - Disk \$49.95
Pro Color Dir and PCF Forms - Buy 'em both for only \$29.95

DISK DRIVES

GAME CONTROLLERS

**DOUBLE SIDED
DRIVE 0
\$239.95***

Disk Drive - 1, 2 or 3 - \$119.95
* Super Controller-Manual-Cable



Wico Command Adapter - Now you can hookup 2 Atari type joysticks to your CoCo for only \$19.95!
Wico Trackball-Rapid fire & 360° action! Reg. \$69.95 - Now \$19.95
DELUXE Joystick - 360 Degree control with center return or analog positioning - \$27.50

DISK SOFTWARE**

COCO II UPGRADES

1. Fast Dupe II\$14.95
2. CoCo Keybd Software ..\$14.95
3. Wizard (TW-64)\$19.95
4. EZ Base (Database) ...\$24.95
5. Graphicom\$24.95
6. Blackjack Royale\$24.95
7. Color Forth\$24.95
8. Spect'm Adv Generator \$29.95



Want to upgrade your new \$69/\$88 CoCo II? (See below !!)
4464 DRAMs - two chip 64K upgrade for 26-3134A and 26-3134B Korean CoCo II's ..\$39.95
Extended BASIC - 28 pin ROM for 26-3134 A/B CoCo II's ...\$34.95
Buy 'em BOTH for only - \$69.95

** - SAVE \$100!!!
Buy the ABOVE 8
programs for only
\$79.95

SPECTRUM PROJECTS, Inc.
PO BOX 21272
WOODHAVEN NY 11421

FREE - Send for our
CoCo catalog flier !!!
Dealer inquiries invited !
Software submissions
welcomed !

All orders plus \$3.00 S/H (Foreign \$5.00) - COD add \$2.00 extra - NYS Residents add Sales Tax

With this handy joystick port switchbox, CoCo can pull off . . .

THE OLD SWITCHEROO

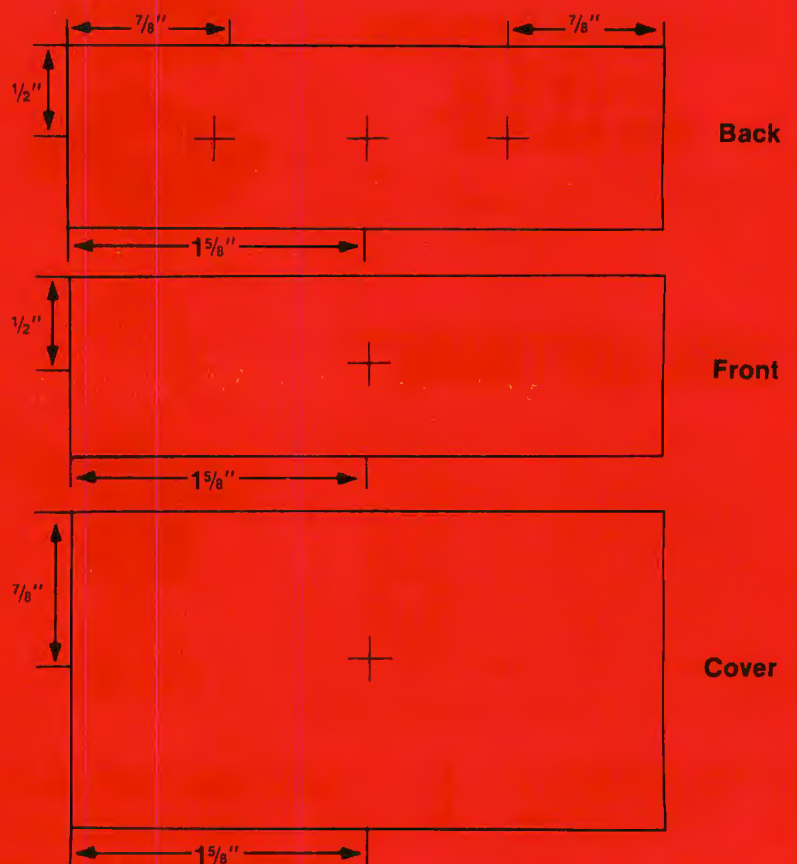
By Mark Haverstock

The Color Computer owner has a multitude of control devices to choose from. Several varieties of joysticks, trackballs, touchpads and mice are available to help us draw, play and create. However, the Color Computer can only accommodate one device at a time in each of its joystick ports. Likewise, the hardware component of the popular graphics program *CoCo Max* only offers a single plug-in socket.

If you've ever had to reach behind the computer to plug and unplug joysticks, or have wanted to change drawing devices in *CoCo Max*, you'll appreciate the Stick Switcher. Armed with a few parts and tools, you can build this convenient switchbox for selecting up to three different devices on one joystick port. An off position is also included. It allows all the control devices to be disconnected from the joystick port.

Mark Haverstock is an English and reading teacher for the Boardman Schools in Youngstown, Ohio, and is involved in computer and media projects at the middle school level. His hobbies include computing, photography and amateur radio.

Figure 1: Layout for Drilling Box (to scale)



A SPECTRUM PROJECTS SHOPPING LIST

SPECIAL 64K RAM CHIPS \$19.95

SUMMER CHIP -SALE- ...

821 Standard PIA ~~\$9.95~~\$4.95
 8) 4416 16K Chips - 5 volts\$4.95
 Basic ROM 1.1 Chip ~~\$19.95~~\$7.95
 Rig SAM Chip (6883) ~~\$19.95~~\$9.95
 847 VDG Chip ~~\$19.95~~\$9.95
 809E CPU Chip ~~\$19.95~~\$9.95
 822 Industrial PIA ~~\$14.95~~\$9.95
 Basic ROM 1.3 (Newest version) ...\$19.95
 8769 (Fits all Basic ROMS) EPROM \$19.95
 Disk ROM 1.1 (New DOS Command) ...\$29.95
 New SAM Chip w/heatsink (74LS785) \$29.95
 Ext Basic 1.1 ROM - NEW LOW PRICE \$29.95
 CoCo First Aid Kit - includes 2 PIAs,
 809E CPU & SAM Chips ~~\$59.95~~\$29.95
 Prom Eraser - 3 min erasure time \$49.95
 Prom Prgmr (2ms speed/2K-16K) ..\$149.95
 Tandy1000 512K Upgrade-SAVE \$350 \$169.95

COCO LIBRARY...

A History of the CoCo / 1980-1986 ..\$3.95
 CoCo Memory Map\$14.95
 Basic Programming Tricks Revealed..\$14.95
 500 Pokes, Peeks 'N Execs\$16.95
 Basic OS9 Tour Guide\$19.95
 Assembly Language Programming\$19.95
 Color Basic Unraveled\$19.95
 Extended Basic Unraveled\$19.95
 Disk Basic (1.0/1.1) Unraveled ...\$19.95
 New! CoCo II Service Manual*\$24.95
 SECOND Book & Tape of Adventures ..\$29.95
 Official OS9 Manual Set\$39.95
 The Complete Rainbow Guide to OS9..\$19.95
 W/Two Disk Package of demo pgms ..\$49.95
 Color/Extended/Disk Basic Unraveled -
 Complete disassembly of the CoCo ROMS!
 Complete 3 Book Set - Save \$10! ..\$49.95

MORE GOOD STUFF...

CoCo Light Pen - ~~\$24.95~~ Save \$5!..\$19.95
 Compute "Y" Box - More positive
 connections than a "Y" Cable\$29.95
 PBJ WORDPAK-RS - Newest version ! HiRes
 80x24 display. Comes w/OS-9 drivr \$99.95
 Micro Works DS-69A Digitizer\$149.95
 Tandy 1000 2nd Drive (SAVE \$40) ..\$159.95
 * - Specify CoCo II Catalogue Number

All orders plus \$3.00 S/H (Foreign \$5.00)
 COD add \$2.00 extra
 NYS Residents add Sales Tax

COCO CABLES AND...

Printer/Modem 15' Extender Cable ..\$14.95
 Tired of unplugging devices from your
 RS232 port? Try a RS232 "Y" Cable..\$19.95
 Disk Drive Cable (34pin - 34pin) ..\$19.95
 Modem Cable - 6ft (DB25-DB25)\$19.95
 Joystick/Mouse 10' Ext Cable\$19.95
 Dual Disk Drive Cable (3-34pin) ..\$24.95
 Null Modem Cable - 4 pin to DB25 ..\$24.95
 Disk Interface/Rom Pak Extender - Move
 your disks/ROM Paks further away ..\$24.95
 40 Pin Dual "Y" Cable - Hook up a Disk
 w/Voice, Word Pak, CoCo Max, etc ..\$29.95
 Triple RS232 Switcher - Now select one
 of any three RS232 peripherals ...\$39.95
 40 Pin Triple "Y" Cable - Hook up any 3-
 Voice/Word/RS232/Digitizer PAKs ..\$39.95
 RS Multi-Pak Extender ~~\$39.95~~\$27.95

OTHER GOOD STUFF...

C-10 tapes in any quantity49 cents
 5 1/4" Diskettes, any quantity .99 cents
 OS-9 Quick Reference Guide\$3.95
 Rompak w/Blank PC Brd-27xx series ..\$9.95
 CoCo Keybd Adapter - Convert 26-3016 &
 277-1019 keybds to D/E CoCo's! ...\$9.95
 Video Clear - This cable will reduce TV
 interference created by CoCo!\$19.95
 The Magic Box - Load Mod I/III Basic
 program tapes into the CoCo\$24.95
 DOS Switcher - Select from any two DOSs
 (Disk 1.0 1.1, JDOS) in J&M ctrlr ..\$24.95
 Orig CoCoI "D" Rev motherboard. Includes
 all chips (SAM, CPU, PIA's, VDG) except
 RAM and Ext Basic ! Spare Parts ! \$29.95
 HJL-57 Keyboard - Save \$7.00!!! ..\$72.95
 _____ Specify Model/Revision Board _____
 HDS Controller w/1.1 ROM\$79.95
 EARS-CoCo's first Voice Recognition unit
 w/95% accuracy & 64 Voice Prints! \$99.95

**SPECTRUM PROJECTS
 PO BOX 21272
 WOODHAVEN NY 11421**

**COD ORDER HOT LINE
 718-835-1344**



COLORFUL UTILITIES



COCO CHECKER *

Something possibly wrong with your CoCo??? CoCo CHECKER is the answer!! Will test your ROMs, RAMs, Disk Drives & Controller, Printer, Keyboard, Cassette, Joysticks, Sound, PIAs, VDG, Internal Clock Speed, Multi-Pak Interface and more!! 16K TAPE/DISK **\$19.95** (see Jan '85 Rainbow Review)

MULTI-PAK CRAK

Save ROMPAKs to your 64K Disk system using the RS Multi-Pak Interface. Eliminate constant plugging in of ROMPAKs now by keeping all your PAK software on disk. Includes POKEs for "PROBLEM" ROMPAKs- including the NEW 16K PAKS! (Demon Attack, Dragons Lair, etc) 64K DISK **\$24.95**



TELEPATCH II

All the FEATURES of TELEPATCH plus the classically proportioned characters of the WIZARD (\$19.95) font w/TRUE lowercase descenders! Get BOTH & SUPERCHARGE your TW-64 for only **\$29.95**

SPIT 'N IMAGE

A super upgrade from Disk Omni Clone! Back everything up! This amazing program handles "non standard" disks with ease. We haven't found any disk yet that it can't handle. Don't ever be caught without a backup again! Lowest price too! Beats most "copy protection" programs! 32K DISK **\$29.95**

COCO SCREEN DUMP

The best screen dump program for the Panasonic, Epson & Gemini printers ever! Have the option of standard or reverse images w/regular or double sized proportional pictures. 600-9600 Baud too! A must for Graphicom and CoCo Calendar users. 16K TAPE/DISK **\$19.95** (see Nov '84 Rainbow Review)

DISK UTILITY 2.1*

A multi-featured tool for USER FRIENDLY disk handling. Utilize a directory window to selectively sort, move, rename and kill file entries. Lightning fast Disk I/O for format, copy and backup. Examine contents of files, the Granule Table, plus the size, load addresses and entry points of all programs. Single command execution of both Basic and ML programs. 32K/64K DISK **\$24.95** "Disk Utility has proven itself very quickly at my house" - Ed Eilers Oct '84 Rainbow Review pg. 220

SPECTRUM FONT GENERATOR

Now you can write files using any CoCo Word Processor (Telewriter-64, VIP Writer, etc.) and convert them to special Highly Detailed character sets! Some of the character sets supported are Italics, Old English, Futuristic and Block. A character set editor is included to create custom sets or modify existing ones! Supports most dot-matrix printers! DISK **\$29.95** (see Dec '85 Rainbow Review)

SPECTRUM DOS

Add 24 NEW Disk commands with 2 Hi-Res screens! Supports 40 track & Double-Sided drives, 6 ms stepping, auto disk search, error trapping & "EPROMABLE". 64K DISK ~~\$49.95~~ New LOW price!! **\$24.95**

SCHEMATIC DRAFTING PROCESSOR

Save time and design pro looking diagrams using a 480X540 pixel worksheet w/6 viewing windows. Over 30 electronic symbols w/10 definable symbols. (Even Logic gates & Multipin chips!) Print hard copy and save to disk. 64K DISK ~~\$49.95~~ New LOW price!!! **\$29.95** (see Jan '84 Rainbow Review)

BASIC+

Basic+ provides (23) of the most used BASIC cmds w/one keystroke plus scrolling & editing w/single key! Also included is a 32 character typeahead BUFFERED keybd w/auto key & repeat plus a 32K Print Spooler & Ptr Echo!! 64K DISK **\$29.95** (see Jan '86 Rainbow Review pg. 192)

COCO CHECKBOOK

Use your CoCo to keep track of your checking and savings accounts! Printout individual personal checks! 32K/64K TAPE **\$19.95** DISK **\$29.95** (see April'85 pg. 210 & Oct'85 pg. 197 Rainbow Reviews)



THE ULTIMATE GRAPHIC ADVENTURE

Wizard's Castle is a graphic adventure game with deadly creatures, magic spells and traps of all types which are RANDOMIZED at the beginning of each session so that no 2 adventures will be the same! REAL TIME ACTION keeps the game's characters interacting even though you may be waiting to make a move. Includes three skill levels, 60 Hi-Res screens & Game Save Feature. 64K DISK **\$24.95**

BUY ANY 5 PROGRAMS
GET A DOUBLE SIDED
DRIVE ⌀ FOR \$199.95
NO OTHER DISCOUNTS CAN BE APPLIED

*NOW AVAILABLE BY EXPRESS ORDER AT
YOUR LOCAL RADIO SHACK STORE!!!
ASK TO SEE THE RADIO SHACK
DEMO DISKS - FC#0249 & FC#0919111



COLORFUL UTILITIES



NEW!

COCO TEXT UTIL

Includes utilities that most CoCo word processors (TW-64, VIP Writer, etc.) leave out! Reset margins to correct length for uploading, convert all UPPER CASE text to mixed upper/lower, display total BYTE count, EASY rename & kill functions! DISK **\$19.95** (see May '86 Rainbow Review)

COCO VIDEO TITLER

Start your VCR tapes with dazzling title frames followed by professional countdown to black fade-outs! Use a title page editor with several sizes of text & background colors! 32K TAPE **\$19.95**

PENPAL

It's here! CoCo's answer to 1-2-3! PENPAL combines Word Processing, Communications, Graphics, Data Base & Spread-sheet into a single integrated software package! 64K DISK INTRO PRICE **\$69.95**

64K DISK UTILITY PACKAGE

Take advantage of an expanded 64K machine. Make an additional 8K of RAM available by relocating the Ext Basic ROM from \$8000 to \$D800. Copy ROMPAKS to disk (even "protected" PAKS) and create a 32K SPOOL buffer for printing. DISK **\$24.95** (see July '83 Rainbow Review)

TAPE/DISK UTILITY

A powerful package that transfers tape to disk and disk to tape automatically. Does an automatic copy of an entire disk of programs to tape. Ideal for Rainbow On Tape to disk. Also copies tape to tape & prints tape & disk directories. TAPE/DISK **\$24.95** (see Sept '83 Rainbow Review)

NEW!

SUPER DUPER UTILITIES

Finally! At last! A "SUPER DUPER" utility software package all rolled up into ONE!!! Includes such great utilities as: CoCo Disk Zap, Disk Encryption, Disk Mailing List, EZ Disk Master, Graphics ZOOM, Banner Creator, Function KEYS, Super INPUT/LINEINPUT, Basic Program PACKER, Alpha Directory, Basic SEARCH and much, much more!!! 32K DISK **\$29.95** (see June '86 Rainbow Review)

COCO CALENDAR

Get organized for '86 TODAY with the CoCo Calendar! Designed for recording the entire year's occasions and daily appointments so you can plan ahead. You can store HUNDREDS of entries and our GRAPHIC Calendar will show all MEMOS! 32K DISK **\$19.95** (see Mar '86 Rainbow Review)

THE OS-9 SOLUTION

NOW, a program that creates a "USER FRIENDLY" environment within OS-9! The OS-9 SOLUTION replaces 19 of the old "USER HOSTILE" commands with single keystroke, menu driven commands. No more typing in complex long pathnames or remembering complicated syntaxes! Set all XMODE parameters at the touch of keys! ~~\$39.95~~ New LOW price!!! **\$24.95** (see Sept '85 Rainbow Review)

COCO-UTIL

Now you can have the power to easily transfer Radio Shack Color Computer disk files to your MS-DOS machine - including the Tandy 1000 & IBM PC!!! You can also transfer MS-DOS files to your CoCo disk, even format CoCo disks! CoCo-Util will save you countless hours of retyping! No need to move your computer or printer anymore! Requires 128K MS-DOS computer w/2 disk drives - **\$29.95**

NEW!

➡ SOFTWARE BONANZA PACKAGE ←

Create an instant library of Spectrum Projects TOP Colorful Utility software. Select any of the following 12 programs to customize your own SPECTACULAR SOFTWARE BONANZA! CoCo Checker, Multi-Pak Crak, CoCo Screen Dump, Disk Utility 2.1, Spectrum Font Generator, Tape/Disk Utility, Fast Dupe II, 64K Disk Utility, Spectrum DOS, CoCo Calendar, Schematic Drafting Processor, OS-9 Solution, Graphicom, EZ Base or Blackjack Royale (a \$300 plus value) for only **\$99.95!!!**

All orders plus \$3.00 S/H (Foreign \$5.00) - COD add \$2.00 extra - NYS Residents add Sales Tax

SPECTRUM PROJECTS
PO BOX 21272
WOODHAVEN NY 11421
COD ORDER HOT LINE 718-835-1344

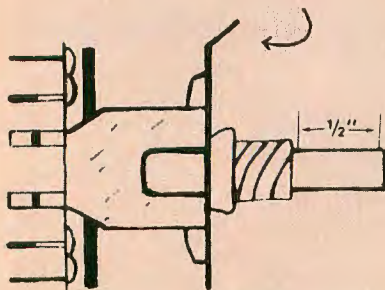
This is particularly important for programs that are adversely affected by having joysticks plugged in during operation.

You will need the following parts: One 6-pin DIN plug, #274-020; three 6-pin inline DIN jacks, #274-021; an experimenter box, #270-2301; a two-pole, six-position switch, #275-1386; one knob, #274-407; five feet of five-conductor stranded wire; dry-transfer lettering; epoxy; and electrical tape or shrink tubing.

The tools needed include: a drill, 1/4-inch and 3/8-inch drill bits, flat metal file, small screwdriver, small Phillips screwdriver, wire strippers, pliers, soldering iron and solder, and a hacksaw.

Figure 2: Switch

Bend tab back

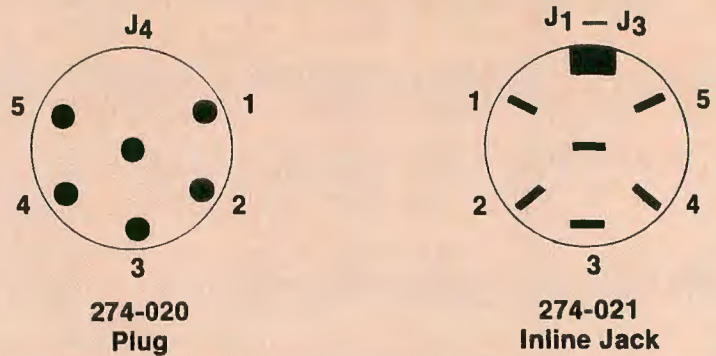


Construction

First, take the metal cover off the project box by removing the four Phillips screws at each corner. Mark the positions of the holes to be drilled on the plastic bottom of the box (see Figure 1). Then drill these holes using the 1/4-inch drill bit. Use the file to remove any burrs from the inside of the box.

Mark the position of the switch mounting hole on the metal cover. Drill this hole using a 3/8-inch drill bit. Again, remove any burrs from the rear of the cover. To mark the switch positions on the box cover, you need to temporarily install the switch and knob. Prepare the switch by sawing off all but a half inch of the shaft. File the rough edges after cutting. Find the locking tab and bend it down so it is even with the top surface of the switch (see Figure 2). Mount this switch on the metal cover using the hardware provided and tighten gently with the pliers. Then attach the knob to the switch shaft. Rotate the knob, marking positions 1, 2, 3 and off lightly on the cover with pencil. After these have been marked, remove the switch and knob. Apply the dry-transfer lettering at these positions.

Figure 3: Plugs/Jacks Wiring (rear view)

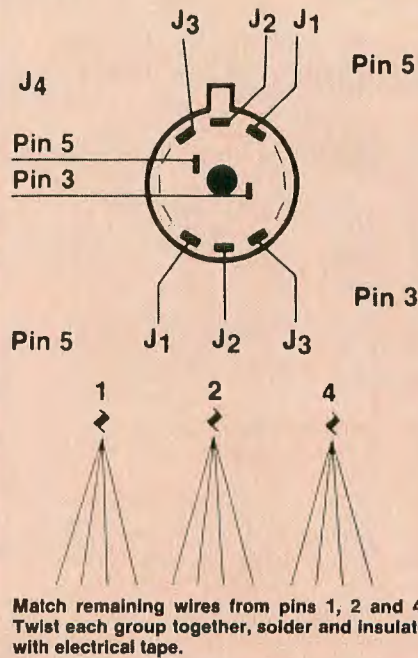


The next step is to wire the cables and jacks. If five-conductor cable is not available in your area, substitute five #22 gauge stranded wires twisted together, or use the wire from an old broken joystick. Prepare one 36-inch and three five-inch cables by removing one inch of the outer jacket and stripping 1/4 inch of insulation from each individual wire at both ends. Remove the covers from the jack and plugs and solder these wires as shown in Figure 3. Before replacing the covers, be sure to

covered with electrical tape or heat shrink tubing.


To secure the wires attached to J1-J3 and keep them from pulling out of the box, apply a small amount of epoxy at the point where these wires enter the inside of the box. Allow the epoxy to

Figure 4: Switch Wiring Diagram



inspect the solder connections for shorts.

Insert the remaining ends of the wires from the plugs into the three holes in the rear of the project box and the wire from the jack into the front. Wire the switch according to Figure 4. Note that only two of these lines will be switched: the +5V and ground lines. The others will be matched, soldered together and



dry thoroughly before going to the next step.

Fasten the switch to the metal cover and align the knob with the positions marked on the metal cover. Be aware that only the first four positions of the switch will be used.

Finally, reassemble the box, being sure to tuck the wires carefully inside. As a finishing touch, you may want to cover the dry-transfer letters with clear nail polish to keep them from rubbing off. To test, simply plug the switcher into a joystick port and add your joysticks or other control devices in positions 1, 2 and 3. You can now enjoy the convenience of switching without unplugging.

(Questions about this project may be directed to the author at 6835 Colleen Drive, Youngstown, OH 44512. Please enclose an SASE for a reply.)



HOW DO YOU TOTE A RAINBOW?

It's simple — Give a RAINBOW gift certificate . . .

Let a gift subscription to THE RAINBOW carry the premier Color Computer magazine right to your friends' doorsteps. THE RAINBOW is *the* information source for the Tandy Color Computer.

Each month, your friends will enjoy the intelligent programs, reviews and articles written exclusively for their CoCo.

First, your gift will be announced in a handsome card. Then, all year round, they'll remember you and your thoughtfulness when they get each edition of THE RAINBOW — over 250 pages loaded with as many as 24 programs, 15 regular columns and lots of helpful hints and tips.

Generosity benefits the giver, too. There'll be no more searching for lost copies of THE RAINBOW. Your collection will be safe at home.

Give a RAINBOW gift certificate and let your friends in on the fun. THE RAINBOW is the perfect companion for the Color Computer!

Please begin a one-year (12 issues) gift subscription to THE RAINBOW for:

Name _____

Address _____

City _____ State _____ ZIP _____

From:

Name _____

Address _____

City _____ State _____ ZIP _____

My payment is enclosed

Bill to: VISA MasterCard American Express
Acct. # _____ Exp. date _____

Signature _____

Mail to:

Rainbow Gift Certificate, The Falsoft Building, P.O. Box 385, Prospect, KY 40059

For credit card orders call (800) 847-0309, 8 a.m. to 5 p.m. EST.
All other inquiries call (502) 228-4492.

Subscriptions to THE RAINBOW are \$31 in the United States; U.S. \$38 in Canada. The surface rate to other countries is U.S. \$68; the air rate, U.S. \$103. Kentucky residents add 5% sales tax. **U.S. currency only, please.** All subscriptions begin with the current issue. Please allow 6 to 8 weeks for delivery. In order to hold down non-editorial costs, we do not bill.

The CoCo Gallery



1st
PRIZE

Todd Larsen

Where Worlds Meet

Parallels of planets through a saw-toothed fracture initiate this month's gallery. Todd lives in Mobile, Alabama, and created his worlds with *McPaint*.

C.W. "Harry" Harriman
Pioneer 1837

Sauntering back through history garners second prize for Harry, who lives in Bradford, Massachusetts. He used BASIC to create this memorable train.

2nd
PRIZE



3rd
PRIZE


Charlie Fulp
Basketball Zone

Using *CoCo Max*, Charlie presents the gallery with an encompassing view of the all-American sport of basketball. Charlie lives in South Boston, Virginia.



Seth Williams
Saturn

From Benson, Arizona, Seth used BASIC to enhance the planet Saturn for the patrons of the gallery.



James Farmer
Comet

With Halley's Comet in his thoughts, James, who lives in Charleston, South Carolina, used *Micro Illustrator* to create this fiery panorama.

Robin Moulder
Beginning Golfer

Robin enlightens the gallery with this humorous caricature for the novice golfer, created with *CoCo Max*. Robin lives in Stone Mountain, Georgia.



SHOWCASE YOUR BEST!

You are invited to nominate original work for inclusion in upcoming showings of "CoCo Gallery." Share your creations with the CoCo Community!

Be sure to send a cover letter with your name, address and phone number, detailing how you created your picture (what programs you used, etc.) and how to display it. Also, please include a few facts about yourself.

Don't send us anything owned by someone else; this means no game screens, digitized images from TV programs or material that's already been submitted elsewhere.

We will award a first prize of \$25, a second prize of \$15 and a third prize of \$10. Honorable mentions will also be given.


— Jody Doyle, Curator

Send your entry on either tape or disk to:

CoCo Gallery
THE RAINBOW
P.O. Box 385
Prospect, KY 40059
Attn: Jody Doyle

Make your deluxe joystick firebuttons electrically parallel

The Quick Joystick Fix



By Bruce W. Goshorn

If you own a Radio Shack deluxe joystick (Cat. No. 26-3012A) you may have realized that the black firebutton has no effect when pressed. A note in the accompanying manual states as much. With this extremely simple hardware modification, you can make it better. All you need is a Phillips screwdriver and a hot soldering iron. In fifteen minutes you'll have the versatility of two firebuttons. And away we go.

Make sure the stick is in the "spring-loaded to center" position. If not, hold the joystick in one corner and flip *both* black tabs away from the "free" positions. This disconnects the tabs (and the joystick bottom) from the rest. With the bottom facing up, loosen the two screws with the screwdriver until they ratchet. Lift the bottom free and place it on the table with the four feet up. Direct your attention to the top portion. If you

fumble it and the stick assembly falls free from the upper part of the case, don't panic. Keep the assembly together and slide it back into the slots between the three black posts.

Place the stick down into a suitable holder (I used a roll of bathroom tissue) to steady it. Locate the blue wire and separate it from the rest by carefully pulling it up to a gentle loop from cable end to black firebutton. Measure about a half inch from where it exits the cable end and cut it in two. You should end up with an inch or so attached to the firebutton. Strip a quarter inch of insulation from it. Notice the white wire attached to the red firebutton lug.

Gently pull all other wires away from this lug so the iron won't melt their insulation. Unsolder the white wire and remove any excess solder. Twist the free end of the one-inch blue wire around the free end of the white wire when it's cool and solder these together. Resolder the lug where the white wire came from and let it cool. Now solder the white-blue combination to the lug. Press the other wires down between the stick assembly and the black button. Make sure there are no wires over the post in the corner.

With the cable pointing away from

you, pick up the bottom case and, with the catalog number away from you and both X and Y tabs flipped away from their "free" positions, place the bottom case on the top part, align and tighten the two screws. You're ready to test.

Power up the CoCo. At the prompt, press a few random keys. Press the red firebutton and try to type. There should be no response. Release the red button and press some keys. Letters should appear. Repeat this procedure with the black firebutton. Response should be the same. Incidentally, if the CoCo won't take input from the keyboard, you probably have a stuck firebutton. Unplug the joystick(s) and, if normal operation returns, replace or repair the offending joystick.

Your firebuttons are now electrically parallel. Use the one most convenient for the particular application.





I've always believed that even the best things can be better, and this stick is the best yet. I hope you enjoy your new hardware.

(Questions about this project may be directed to Mr. Goshorn at 1423 Wyoming Court, Orange Park, FL 32073, 904-276-2327. Please enclose an SASE when writing.)

Bruce Goshorn is a U.S. Navy Ordnance supervisor and author of several safety articles in naval publications. His main interests are CoCo speech and music synthesis.



The Rainbow Bookshelf



The Complete Rainbow Guide To OS-9

The book that demystifies the state-of-the-art operating system for the Tandy Color Computer. Authors Dale L. Puckett and Peter Dibble show you how to take advantage of OS-9's multi-tasking and multi-user features, and the capability of redirecting input and output commands at will. An easy-to-read, step-by-step guide packed with hints and tips, tutorials and free software in the form of program listings.

Book \$19.95, Disk \$31.00 (2 disks, book not included)

The Rainbow Book of Simulations

Features 20 award-winning entries from THE RAINBOW's first Simulation programming competition. You are the Commander-in-Chief of the Confederate Army during the Civil War, an air traffic controller at one of the nation's busiest airports, the owner of your own software business, a civil defense coordinator in charge of saving Rainbow City from a raging flood, a scientist conducting experiments on Mars . . . Your wits are on the line.

Book \$9.95, Tape \$9.95

First

The Rainbow Book of Adventures

A collector's item containing 14 winning programs from THE RAINBOW's very first Adventure contest. Includes such favorites as *Sir Randolf of the Moors*, *Search for the Ruby Chalice*, *Deed of the York*, *Horror House*, *One Room*, *The Door* and *Dr. Avaloe*. Plus, hints and tips on solving Adventures.

Book \$7.95, Tape \$7.95

The Second Rainbow Book of Adventures

Our newest arrival features 24 of the most challenging Adventure games ever compiled. Meet the Beatles and battle the Blue Meanies, find a hidden fortune, or win the heart of a beautiful and mysterious princess. Experience the thrills and chills of the most rugged Adventurer without ever leaving your seat. *Ring Quest*, *Secret Agent Man*, *Dark Castle*, *Curse of Karos*, *Island* and more!

Book \$13.95, Tape \$13.95

Coming soon

The Rainbow Guide to Introductory Statistics
The Second Rainbow Book of Simulations

I want to start my own Rainbow Bookshelf!

Please send me:

- The Rainbow Book of Simulations \$ 9.95 _____
- Rainbow Simulations Tape \$ 9.95 _____
- The Complete Rainbow Guide to OS-9 (book only) \$19.95 _____
- Rainbow Guide to OS-9 Disk Package (2 disks) \$31.00 _____
- The Rainbow Book of Adventures (first) \$ 7.95 _____
- Rainbow Adventures Tape (first) \$ 7.95 _____
- The Second Rainbow Book of Adventures \$13.95 _____
- Second Rainbow Adventures Tape \$13.95 _____

Add \$1.50 per book Shipping and Handling in U.S. _____

Outside U.S., add \$4.00 per book _____

Kentucky residents add 5% sales tax _____

(Allow 6 to 8 weeks for delivery) Total _____

Name _____

Address _____

City _____

State _____ ZIP _____

- Payment Enclosed, or Charge to:
- VISA
 - MasterCard
 - American Express



Account Number _____

Card Expiration Date _____

Signature _____

For greater convenience, order RAINBOW Books and Tapes through the shopping area of the CoCo SIG of Delphi!

Mail to: Rainbow Bookshelf, The Falsoft Building, P.O. Box 385, Prospect, KY 40059.

Please note: The tapes and disks offered by The Rainbow Bookshelf are not stand-alone products. That is, they are intended to be an adjunct and complement to the books. Even if you buy the tape or disk, you will still need the appropriate book. OS-9® is a registered trademark of the Microware Systems Corporation.

To order by phone (credit card orders only) call 800-847-0309, 8 a.m. to 5 p.m. EST. For other inquiries call 502-228-4492.

Introducing

Lyra™

The Musical
Coco Max™

IF YOU
CAN POINT,
YOU CAN COMPOSE

PULL
DOWN
MENUS

ICONS!



A MUST
FOR MIDI
USERS

LYRA is the most powerful music composition program we have seen on any computer. We don't mean just the COCO, we really mean any computer. Whether you are a novice trying to learn music or a professional musician with MIDI equipment you will find LYRA a powerful tool. You

see, we wrote LYRA for musicians that hate computers. If you want proof, purchase a LYRA demo for \$7.95. We will apply the demo price to your purchase. MIDI output requires the LYRA MIDI cable (#MC158) or COCO MIDI Seq/Editor (#CM147).

- ✓ Ultra Easy to use, just point with joystick or mouse and click.
- ✓ Compose with up to 8 completely independent voices.
- ✓ Room for over 18,000 notes. (This is not a misprint!)
- ✓ Super Simple Editing Supports:

Note insert	Block insert
Note delete	Block delete
Note change	Block copy
- ✓ Output music to:

TV Speaker	Monitor Speaker
STEREO PAK	ORCHESTRA 90
SYMPHONY 12	COCO MIDI S/E
MIDI Synth	MIDI Drum Machine
- ✓ Output up to 4 voices without additional hardware.

- ✓ Output all 8 voices using either SYMPHONY 12 or one or more MIDI synthesizers and drum machines.
- ✓ Output any voice on any of the 16 MIDI channels.
- ✓ Transpose music to any key.
- ✓ Modify music to any tempo.
- ✓ Automatically inserts bar for each measure as you compose.
- ✓ Key signature lets you specify sharps and flats only once, LYRA will do the rest.
- ✓ Plays MUSICA 2 files using LYRA CONVERT (#LC164).
- ✓ Each voice may be visually highlighted or erased.
- ✓ Each measure is numbered for easy reading.

- ✓ Solo capability
 - ✓ Block edits are highlighted.
 - ✓ Tie notes together for musical continuity.
 - ✓ Name of note pointed to is constantly displayed.
 - ✓ Jump to any point in the score instantaneously.
 - ✓ Memory remaining clearly displayed, however you will have plenty of memory even for the most demanding piece.
 - ✓ Help menu makes manual virtually unnecessary.
 - ✓ LYRA is 100% software, no need for extra hardware unless you want more power.
 - ✓ Music easily saved to tape or disk.
 - ✓ Requires 64K and mouse or joystick.
- LYRA (Disk Only) #LY122 \$54.95**

LYRA OPTIONS

These LYRA options are **not** required. They are provided for those wishing additional flexibility.

LYRA CONVERT

A program to convert MUSICA 2 files to LYRA files.
(T or D) #LC164 **\$14.95**

LYRA STEREO ENHANCER

Gives the LYRA stereo output when used with the STEREO PAK or ORCHESTRA 90.
(T or D) #LS149 **\$14.95**

LYRA MIDI CABLE

A cable to connect your computer to your MIDI synthesizer.
#MC158 **\$14.95**

LYRA SYMPHONY 12 ENHANCER

Lets LYRA play all 8 voices through SYMPHONY 12.
(T or D) #LS177 **\$19.95**

STEREO PAK

Plugs into the COCO ROM cartridge slot allowing easy connection to your stereo system.
#SP193 **\$39.95**

SYMPHONY 12

A real hardware music synthesizer, lets LYRA play all 8 voices in stereo.
(T or D) #SY149 **\$69.95**

COCO MID Seq/Editor

A professional quality MIDI interface for MIDI synthesizers.
(Disk only) #CM147 **\$149.95**

MUSIC LIBRARY

A collection of over 800 songs. When used with CONVERT, it gives an incredible LYRA library. Each volume 100 songs.
(T or D) #MLXXX **\$29.95**

COCO MAX is a trademark of Colorwave.
ORCHESTRA 90 is a trademark of Radio Shack.

We accept CASH, CHECK, COD, VISA and MASTER CARD orders.
Shipping and handling US and Canada \$3.00
Shipping and handling outside the US and Canada \$5.00
COD Charge \$2.00
Illinois residents add 6 1/4% sales tax.

Speech Systems

**38W255 DEERPATH ROAD
BATAVIA, ILLINOIS 60510
(312) 879-6880**



COCO MIDI™ SEQUENCER/EDITOR



Now your COCO can talk to your MIDI music synthesizer. Whether you have a Korg, Roland, Casio, Yamaha, or Moog, it doesn't matter as long as it's MIDI equipped. Choose from our entry level

MUSICA MIDI system that plays MUSICA files or our Professional COCO MIDI SYSTEM.

- Supports up to 16 tracks.
- Up to 8000 events per track.
- May be used as a sequencer.
- User friendly graphics display.
- Menu driven.
- Metronome available.
- Real time recording.
- Save your masterpiece to disk.



- Playback any or all tracks at any tempo.
- Tracks may be deleted, copied, transposed, or mixed.
- Filter out unwanted channel or type of MIDI data.

- Tempo may be modified.
- Quantizing to 32nd or 64th.
- Simple music editing.
- Requires 64K disk system.
- Transposition.

Comes complete with Rom Pak Hardware interface, cables, manual, and software. Requires Y-Cable or Multi-Pak. Disk only. #CM147 . . . **\$149.95**

MUSICA MIDI™

MUSICA MIDI takes any MUSICA 2 music file and plays it through your MIDI synthesizer. We offer you over 800 tunes from our MUSIC LIBRARY series (sold separately) or create your own music

using MUSICA 2. Includes: documentation, plenty of music, and the cable to connect between the COCO and your synthesizer. Tape or Disk. #CM126 **\$39.95**

DX-7 LIBRARIAN™

RAM cartridges for the Yamaha DX-7 aren't cheap and don't hold all the sounds you would like. The DX-7 LIBRARIAN is a program that when used with COCO MIDI, lets you save and load any

number of sounds. Save sounds individually or as a group letting you load the DX-7 in seconds. Disk only. #DX143 **\$29.95**

MIDI KEYBOARD

If you own the Casio CZ-101 or similar MIDI synth, you know that the mini keys and the short 3 or 4 octave keyboard is limiting. MIDI KEYBOARD when used with our full size 5 octave keyboard

gives you the flexibility you need. Comes with cable to connect the COCO to your MIDI synth. #MK167 **\$29.95**

MUSICA TO COCO MIDI

This program is for COCO MIDI users that wish to convert MUSICA files so they can be played by COCO MIDI. It opens your MIDI

synths to our MUSIC LIBRARY and much public domain music. Disk only. #MC193 **\$29.95**

MUSIC LIBRARY™

The MUSIC LIBRARY series consists of 8 volumes: 100 through 800 each sold separately. Each contains over 100 four voice music selections with a playing time of over 3 hours each. The disk version is shipped on 5 full disks. When coupled with STEREO PAK, the music is reproduced with unsurpassed realism.

A JUKEBOX program is included to allow you to select specific songs or automatically play each. These songs are ready to go, you don't need MUSICA 2 or a knowledge of music. MUSICA 2 users may customize each song. Each volume sold separately, specify tape or disk. #MLXXX **\$29.95**
List of 800 songs #LS800 **\$3.00**

MUSIC LIBRARY 100


Stage, Screen, & TV
Music of the 70's
Music of the 60's
Music of the 50's
Old Time Favorites

Classical
Christmas (popular)
Christmas (traditional)
Patriotic
Polka Party

- MUSIC LIBRARY 200** (another 100 selections)
- MUSIC LIBRARY 300** (another 100 selections)
- MUSIC LIBRARY 400** (another 100 selections)
- MUSIC LIBRARY 500** (another 100 selections)
- MUSIC LIBRARY 600** (another 100 selections)
- MUSIC LIBRARY 700** (another 100 selections)
- MUSIC LIBRARY 800** (another 100 selections)

**Entire Library
30 Hours of
Music!
40 disks
or
25 tapes**

Lyra™ MEETS SYMPHONY 12™



12 SIMULTANEOUS VOICES
4 NOISE GENERATORS
STEREO & MONO
SOUND EFFECTS

SPECIAL COMBINATION OFFER!



If you want to compose music, experiment, or just listen to music, LYRA is the tool you need. LYRA represents the new state-of-the-art super user friendly software. Pull down menus and icons make composing music as easy as pointing with a joystick or mouse and clicking. LYRA is capable of 8 individually controlled voices. You may take advantage of the 8 voice power of LYRA using external MIDI synthesizers or SYMPHONY 12. We believe that LYRA and SYMPHONY 12 was a match made in heaven. For a limited time, when you purchase both, we will include free the LYRA SYMPHONY 12 CONNECTION, a \$19.95 value.

STEREO AND MONO. By connecting SYMPHONY 12 to your home stereo system, music is produced in stereo, 6 voices from each channel. However, you don't need to have a stereo system, all 12 voices also come out of your TV or monitor.

SOUND EFFECTS. SYMPHONY 12 is a sophisticated sound generator. 12 voices and 4 noise generators give you incredible sound effect capability. We have included gun shot, explosion, racing car and more.

SYMPHONY 12. You get over a dozen music and sound effect selections and complete documentation. Software is shipped on Tape or Disk.

PIANO KEYBOARD. For those wishing to turn SYMPHONY 12 into a real polyphonic synthesizer we offer a full size 61 note piano keyboard.

Tape users using both SYMPHONY 12 and the PIANO KEYBOARD will require a Y-CABLE. Disk systems require a Triple Y-CABLE or MULTI-PAK.

- SYMPHONY 12 (T or D) #SY149 .. \$69.95
- LYRA SYMPHONY 12 ENHANCER #LS177 \$19.95
- PIANO KEYBOARD #PK185 \$169.95
- DOUBLE Y-CABLE #DY181 \$28.95
- TRIPLE Y-CABLE #TY173 \$34.95

GUITAR CHORD BOOK

This program, written by a guitar instructor of 17 years, displays in high resolution graphics the exact fingering for over 100,000 chord combinations. You may even tune your guitar to the computer and play along.

Whether you are a beginning guitar student or an advanced player, you will find this quick reference to guitar chords invaluable.

- 32K Disk only #GC153 \$29.95

MUSIC THEORY

COURSE 1

This course covers all the basics from music notation & duration, key signatures, tempo, to an introduction of the keyboard. This is an entry level course recommended as a prerequisite for Course 2.

- 32K Disk only. #MT101 \$49.95

COURSE 2

A more advanced course that deals with: Major and Harmonic Minor scales, interval spelling, Triad (Chord) theory, Inversions, Dominant 7th chords, and ear training of the intervals.

- 32K Disk only #MT102 \$49.95

Now Your Computer Can Listen To You!

EARS™

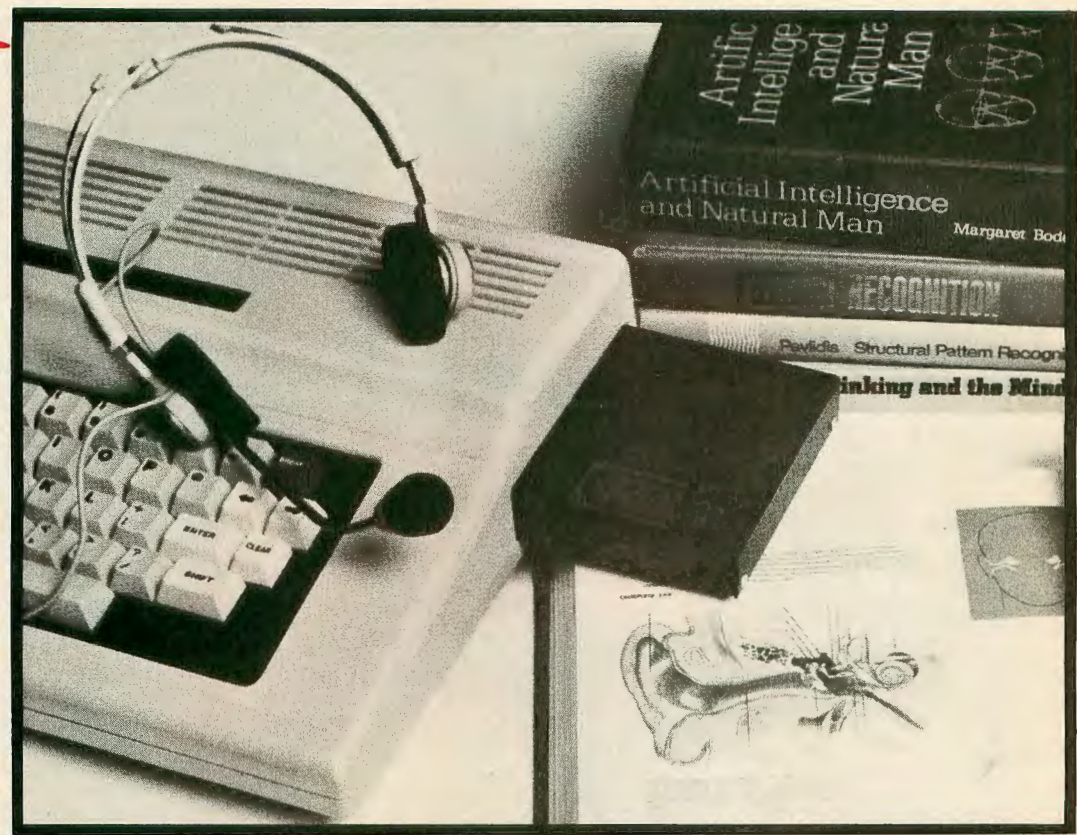
Electronic Audio Recognition System

\$99.95

- **SPEECH RECOGNITION**
- **HANDS OFF PROGRAMMING**
- **HIGH QUALITY SPEECH REPRODUCTION**

EARS Does It All!

INCREDIBLE!



Two Years In the Making. Speech Systems was formed to develop new and innovative speech products. After 2 years of intensive Research and Development, we have created a truly sophisticated speech recognition device. Recognition rates from 95% to 98% are typical. Until now, such a product was outside the price range of the personnel computer market, and even small businesses.

EARS is trained by your voice and capable of recognizing any word or phrase. Training EARS to your particular voice print takes seconds. Up to 64 voice prints may be loaded into memory. You may then save on tape or disk as many as you like so that your total vocabulary is virtually infinite.

Speech and Sound Recognition. EARS is really a sound recognition system, so it really doesn't matter whether you speak in English, Spanish, or French. In fact you do not have to speak at all, you can train EARS to understand sounds such as a musical note or a door slamming.

Hands Off Programming. Imagine writing your own BASIC programs without ever touching the keyboard. Everything that

you would normally do through a keyboard can now be done by just speaking.

Programming EARS Is Easy. LISTEN, MATCH and other commands have been added to BASIC so that programming EARS is a piece of cake! The single BASIC line: 10 LISTEN: MATCH will instruct EARS to listen to you and return the matching phrase.

It Talks. EARS is also capable of high quality speech. We mean REALLY high quality. The speech is a fixed vocabulary spoken by a professional announcer. Speech Systems is currently creating a library of thousands of high quality words and phrases. For a demonstration call (312) 879-6844, you won't believe your ears or our EARS.

DISK OWNERS. EARS will work with any disk system with either a MULTI-PAK or Y-CABLE. Our new Triple Y-CABLE was specifically developed for those wishing to add SUPER VOICE as a third device.

You Get Everything You Need. You get everything you need including a specially designed professional headset style noise

cancelling microphone. The manual is easy to use and understand. Several demonstration examples are included so you don't have to write your own programs unless you want to. EARS will work in any 32K or 64K Color Computer.

SUPER VOICE \$20 OFF

Imagine talking to your computer and it talking back to you. When you need an unlimited vocabulary, you can't beat SUPER VOICE. For a limited time, we will give you the SUPER VOICE for \$59.95 with your EARS purchase. Even if you already have another speech unit, here is your chance to buy the best and save \$20.

VOICE CONTROL

Applications for EARS are astounding. Here is our first of many listening programs to come. VOICE CONTROL is a program specifically designed to allow you to control any appliance in your house with your voice and our HOME COMMANDER (sold separately) or the Radio Shack Plug 'N' Power controller. For example, you can control your TV by saying "TV ON" or "TV OFF". . . \$24.95

FREE BLANK DISK OR TAPE WITH EVERY ORDER



Dealer Inquiries Invited



Speech Systems

**38W255 DEERPATH ROAD
BATAVIA, ILLINOIS 60510
(312) 879-6880 (TO ORDER)
(312) 879-6811 (24 HR. BBS)**

1 MEGABYTE COLORAMA

CALL ANY DAY TO ORDER. ALSO ORDER BY MAIL OR BBS.

We accept CASH, CHECK, COD, VISA and MASTER CARD orders.
Shipping and handling US and Canada \$3.00
Shipping and handling outside the US and Canada \$5.00
COD charge \$2.00
Illinois residents add 6 1/4% sales tax



*It takes a skilled boxer to come out
the winner when you're in . . .*

The Eye of the Tiger

By Tim Jones

After seeing the new *Rocky* movie, I just had to try and make a boxing game for my CoCo. Finally, after several long weeks I came up with *Boxing*.

The object of the game is to gain as many points as possible, beat all three opponents and never get knocked down.

When you run the game, the title screen appears and a short song is played. The scoreboard is then presented. This shows your physical strength as opposed to your opponent's. Also on this screen are the fight and round numbers and the total score, which is updated after every fight.

The game screen is composed of several parts. At the top your opponent's strength is represented by a blue bar; your strength is shown at the bottom. You are the man marked "U.S.A." At the left of the screen is a red time bar. When this bar reaches the bottom, the round ends.

Move the joystick in the direction you want to go (without pressing the button). To punch with the left hand, press the firebutton. To punch with the right hand is a little harder. First move the joystick to the right, and then press the firebutton. Since throwing a right punch is harder, you receive more points for hitting with it.

Every time you hit with the left hand, your opponent's power decreases by 10, your power increases by five, and your score increases by five points. If you hit with the right hand, his power decreases by 15, yours increases by five, and your score increases by 10. The same also goes for him.

Decreasing the opponent's strength to zero knocks him down. In order to advance a fight, either knock him out completely, or last three rounds with a score higher than his.

To knock out the first opponent completely, decrease his power to zero. To knock out the second opponent com-

Tim Jones is a high school student in Clinton, Louisiana. He enjoys working with computers and swimming.

pletely, you must knock him down twice in one round. To knock out the third opponent you must have three knock downs in one round. Note: There is no count after a knock down, so stay alert!

Game play is rather sluggish, so I have included a POKE 65495,0 in Line 130. If your computer can't use it, just delete that line. As you can see, the game is long; buying RAINBOW ON TAPE can save hours of debugging. Enjoy! □

160207	13103
280131	145071
500118	1560232
690179	169050
850150	1810114
970228	1910142
1170143	208010
		END73

The listing: BOXING

```

1 ' TIM JONES
2 ' P.O. BOX 7938
3 ' CLINTON, LA. 70722
4 ' COMPLETED JAN. 20, 1986
10 PCLEAR4: CLEAR500: RESTORE
20 RO=1: FI=1: L(1)=90: L(2)=60: L(3)
)=50: KO=0
30 PMODE3, 1: PCLS: SCREEN0, 0
40 CLS(0): FORY=1 TO 5: FORX=1 TO
32: READ A
50 A$(Y)=A$(Y)+CHR$(A+48): NEXT X
, Y
60 PRINT@33, A$(1); A$(2); A$(3); A$
(4); A$(5);
70 PRINT@239, "BY";: PRINT@300, "TI
M JONES";
80 DIM M(70), M2(70), GL(40), P2(90
), P1(80), PA(80), PB(90), R1(80), R2
(90), RA(80), RB(90), FL(200)
90 POKE65494, 0
100 A$="T3O4L8EL4GL1AL8AL4BL1E"
110 PLAY"XA$;L8EE;XA$;"
120 PLAY"T3L8DCL4DL8CDL2EL8DDL4C
L8CO3L4BL8BL1AL4AO4AL1D"
130 POKE65495, 0
139 ' GRAPHICS FOR GAME
140 DRAW"C4": LINE(45, 30)-(210, 16
0), PSET, B
150 LINE(45, 30)-(35, 20), PSET, BF
160 LINE(210, 160)-(220, 170), PSET
, BF
170 LINE(210, 30)-(220, 20), PSET, B
F
180 LINE(45, 160)-(35, 170), PSET, B
F
190 L$(1)="BM96, 23C3R6U4L6D8R2C2
R8C3R6L6U8R6D8R2C2R2C3U8D8R8C2R2
C3U6E2R4F2D6U4L6R8C2D4R2C3U8F8U8

```

```

R2C2R2C3D8R5EU5H2L2": ' POLAND
200 L$(2)="BM113, 21C3H2L4G2D5FR5
EU2C2R4D3U8C3D7RFR5EU7R2C2R2C3D8
R5EU2HL2R2EU3L4R4C2R4D8C3U7RER5F
D7U4L6": ' CUBA

```

```

210 L$(3)="BM101, 19C3D7FR5EU7R2C
2R2D8C3R2C2R2C3R6U4L6U4R8C2D8R2C
3R2C2R2C3R6U4L6U4R8C2R2D8C3R2C2R
2C3U8R5FD3GL2F3R2C2R2C3R": ' U.S.S
.R.

```

```

220 M1$="U8HL8G2D8FR9E"
230 M2$="U8HL34G2D8FR35E"
240 DRAW"BM116, 70; C3; XM2$;"
250 DRAW"BM166, 70; C2; XM2$;"
260 DRAW"BM102, 70; C2; XM1$;"
270 DRAW"BM154, 70; C3; XM1$;"
280 CLS: PRINT"

```

SCORE

```

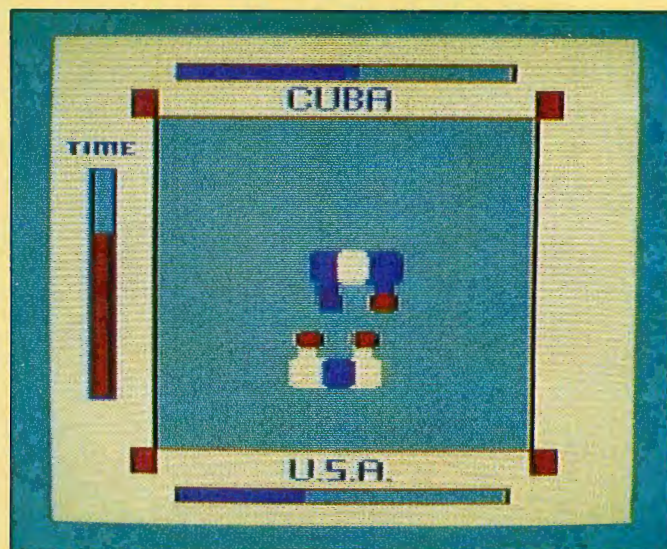
": PRINT"YOU: 0
HIM: 0": PRINT@236, "FIGHT 1": PRIN
T@268, "ROUND 1": PRINT@362, "TOTAL
SCORE": PRINT@431, "0"

```

```

290 LINE(88, 71)-(88, 61), PSET
300 LINE(104, 71)-(104, 61), PSET
310 DRAW"C2"
320 LINE(140, 71)-(140, 61), PSET
330 LINE(156, 71)-(156, 61), PSET
340 PAINT(138, 63), 2, 2: PAINT(158,
63), 2, 2: PAINT(144, 63), 3, 3

```



```

350 LINE(132, 57)-(138, 60), PSET, B
F
360 LINE(156, 57)-(162, 60), PSET, B
F
370 DRAW"C3"
380 PAINT(84, 63), 3, 3: PAINT(110, 6
3), 3, 3: PAINT(93, 63), 2, 2
390 LINE(82, 72)-(88, 76), PSET, BF
400 LINE(106, 72)-(112, 76), PSET, B
F
410 DRAW"C4"
420 LINE(80, 77)-(90, 83), PSET, BF

```



```

43Ø LINE(1Ø4,77)-(114,83),PSET,B
F
44Ø PSET(1Ø4,83,1):PSET(114,83,1
):PSET(114,77,1):PSET(1Ø4,77,1)
45Ø PSET(8Ø,83,1):PSET(9Ø,83,1):
PSET(9Ø,77,1):PSET(8Ø,77,1)
46Ø GET(72,56)-(124,88),M,G
47Ø GET(8Ø,77)-(116,83),GL,G
48Ø PUT(13Ø,5Ø)-(166,56),GL,PSET
49Ø GET(122,46)-(174,76),M2,G
50Ø LINE(122,46)-(15Ø,6Ø),PRESET
,BF
51Ø PUT(138,32)-(174,38),GL,PSET
52Ø LINE(158,32)-(172,38),PRESET
,BF
53Ø DRAW"C2":LINE(138,39)-(132,6
Ø),PSET
54Ø LINE(144,39)-(138,6Ø),PSET:L
INE(138,39)-(144,39),PSET:PAINT(
14Ø,4Ø),2,2
55Ø GET(128,31)-(168,72),P2,G
56Ø PUT(136,4Ø)-(172,46),GL,PSET
57Ø LINE(15Ø,4Ø)-(17Ø,49),PRESET
,BF:GET(128,4Ø)-(168,72),P1,G
58Ø LINE(13Ø,32)-(15Ø,6Ø),PRESET
,BF
59Ø PUT(122,46)-(174,76),M2,PSET
60Ø PUT(15Ø,32)-(186,38),GL,PSET
61Ø LINE(154,5Ø)-(164,56),PRESET
,BF
62Ø DRAW"C2":LINE(152,39)-(156,6
Ø),PSET
63Ø LINE(162,6Ø)-(158,39),PSET:L
INE-(152,39),PSET
64Ø PAINT(154,41),2,2
65Ø GET(128,32)-(168,72),PB,G
66Ø PUT(152,4Ø)-(188,46),GL,PSET
67Ø GET(128,4Ø)-(166,72),PA,G
68Ø LINE(72,56)-(124,88),PRESET,
BF:PUT(74,28)-(126,6Ø),M,PSET
69Ø LINE(1Ø6,49)-(116,55),PRESET
,BF:PUT(1ØØ,67)-(136,99),GL,PSET
70Ø DRAW"C3":LINE(1Ø8,45)-(1Ø2,6
6),PSET:LINE(116,45)-(11Ø,66),PS
ET:LINE(1Ø4,66)-(1Ø8,66),PSET:PA
INT(11Ø,5Ø),3,3
71Ø GET(78,33)-(118,73),R2,G
72Ø PUT(1Ø2,58)-(138,64),GL,PSET
73Ø GET(78,33)-(118,64),R1,G
74Ø LINE(82,56)-(12Ø,78),PRESET,
BF:PUT(74,28)-(126,6Ø),M,PSET
75Ø LINE(8Ø,45)-(94,58),PRESET,B
F:LINE(45,3Ø)-(18Ø,3Ø),PSET
76Ø PUT(64,67)-(1ØØ,73),GL,PSET
77Ø DRAW"C3":LINE(82,45)-(88,66)
,PSET:LINE(9Ø,45)-(96,66),PSET:L
INE-(9Ø,66),PSET:PAINT(92,64),3,
3
78Ø GET(8Ø,33)-(118,73),RB,G

```

```

79Ø PUT(62,58)-(98,64),GL,PSET
80Ø GET(8Ø,33)-(118,64),RA,G
81Ø DRAW"C4":LINE(16,5Ø)-(26,14Ø
),PSET,BF
82Ø LINE(48,18)-(2Ø6,28),PRESET,
BF
83Ø DRAW"C3":LINE(56,1Ø)-(127,16
),PSET,BF:DRAW"C4":LINE(54,1Ø)-(
2ØØ,16),PSET,B:LINE(128,11)-(198
,15),PRESET,BF
84Ø DRAW"C3":LINE(56,176)-(127,1
82),PSET,BF:DRAW"C4":LINE(54,176
)-(2ØØ,182),PSET,B:LINE(128,177)
-(198,181),PRESET,BF
85Ø X=1ØØ:Y=1Ø2:X2=1ØØ:Y2=6Ø:TI=
51:H=127:H2=127
86Ø LINE(48,32)-(2Ø6,156),PRESET
,BF
87Ø DRAW"C4":LINE(45,3Ø)-(21Ø,16
Ø),PSET,B
88Ø PAINT(Ø,Ø),2,4
89Ø DRAW"C3":LINE(16,5Ø)-(26,14Ø
),PSET,B
90Ø PAINT(5Ø,19),2,2:DRAW L$(FI)
91Ø DRAW"BM1Ø6,164C3D7RFR5EU7R2C
2R2D8C3R2C2R2C3R6U4L6U4R8C2D8R2C
3R2C2R2C3U6E2R4F2D6R2C2R2C3L2C2L
2C3U4L6":'U.S.A.
92Ø DRAW"BM6,4ØC3R4L2D4R2C2R4C3U
4R2C2R2C3D4U4R4D4U4R4D4R2C2R2C3R
4L4U2R2L2U2R4":'TIME
929 ' START OF MAIN ROUTINE
93Ø SCREEN1,Ø:PLAY"T4L2O4CC"
94Ø MX=JOYSTK(Ø):MY=JOYSTK(1):TI
=TI+.5:LINE(18,TI)-(24,TI),PRESE
T:IF TI=139 THEN PLAY"V15T4L3O4C
CCC":GOTO167Ø
95Ø IF Y=<Y2+3Ø THEN Y=Y+2
96Ø IF X=<46 THEN X=46 ELSE IF X
=>156 THEN X=156
97Ø IF Y=<32 THEN Y=32 ELSE IF Y
=>128 THEN Y=128
98Ø PUT(X,Y)-(X+52,Y+3Ø),M2,PSET
99Ø PUT(X2,Y2)-(X2+52,Y2+32),M,P
SET
1ØØØ IF RND(1ØØ) =<L(FI) THEN 1Ø2
Ø
1Ø1Ø IF RND(2)=1 THEN 14ØØ ELSE
156Ø
1Ø2Ø IF Y2+3Ø=>Y THEN Y2=Y2-2
1Ø3Ø IF RND(1Ø) =>5 THEN X2=X2-4
ELSE X2=X2+4
1Ø4Ø IF RND(1Ø) =>5 THEN Y2=Y2+2
ELSE Y2=Y2-2
1Ø5Ø IF X2=<46 THEN X2=46 ELSE I
F X2=>156 THEN X=156
1Ø6Ø IF Y2=<32 THEN Y2=32 ELSE I
F Y=>128 THEN Y=128
1Ø7Ø IF PEEK(6528Ø)=126 OR PEEK(

```



```

65280)=254 THEN 1130
1080 IF MX=<10 THEN X=X-4
1090 IF MX=>50 THEN X=X+4
1100 IF MY=<10 THEN Y=Y-2
1110 IF MY=>50 THEN Y=Y+2
1120 GOTO940
1130 IF MX=>50 THEN ELSE 1250
1140 LINE(X+32,Y+3)-(X+42,Y+11),
PRESET,BF
1150 PUT(X+6,Y-7)-(X+44,Y+39),PA
,OR
1160 IF PPOINT(X+30,Y-10)=4 THEN
HG=1
1170 IF PPOINT(X+36,Y-10)=4 THEN
HG=1
1180 IF PPOINT(X+34,Y-13)=4 THEN
HG=1
1190 LINE(X+30,Y-8)-(X+40,Y+1),P
RESET,BF
1200 IF HG=1 THEN HG=0:PLAY"T4L2
55V3101ADCFBAGEDV16ACGADV4EABCAE
DB":GOTO940
1210 PUT(X+6,Y-15)-(X+46,Y+25),P
B,OR
1220 LINE(X+28,Y-15)-(X+38,Y+1),
PRESET,BF
1230 IF PPOINT(X+32,Y-16)=2 THEN
H=H-15:H2=H2+5:S2=S2+10:GOSUB13
60
1240 GOTO 940
1250 LINE(X+8,Y+3)-(X+18,Y+11),P
RESET,BF
1260 PUT(X+6,Y-7)-(X+46,Y+39),P1
,OR
1270 IF PPOINT(X+18,Y-10)=4 THEN
HG=1
1280 IF PPOINT(X+16,Y-12)=4 THEN
HG=1
1290 IF PPOINT(X+24,Y-12)=4 THEN
HG=1
1300 LINE(X+14,Y-8)-(X+24,Y+1),P
RESET,BF
1310 IF HG=1 THEN HG=0:PLAY"T255
L255V3101ADCFBAGEDV16ACGADV4EABC
AEDB":GOTO940
1320 PUT(X+6,Y-16)-(X+46,Y+25),P
2,OR
1330 LINE(X+14,Y-15)-(X+26,Y+2),
PRESET,BF
1340 IF PPOINT(X+20,Y-16)=2 THEN
H=H-10:H2=H2+5:S2=S2+5:GOSUB 13
60
1350 GOTO 940
1360 IF H=<57 THEN LINE(57,11)-(
199,15),PRESET,BF:PLAY"V15T4L4O4
ADEFA":GOTO 1390
1370 PLAY"T4L255V3001;1;2;3;4;5;
6"
1380 LINE(H,11)-(199,15),PRESET,

```

```

BF:DRAW"C3":LINE(H2,177)-(55,181
),PSET,BF:RETURN
1390 S2=S2+10:H=127:H2=127:KO=KO
+1:GOTO1680
1400 LINE(X2+32,Y2+21)-(X2+42,Y2
+27),PRESET,BF
1410 PUT(X2+4,Y2+6)-(X2+44,Y2+37
),R1,OR
1420 IF PPOINT(X2+30,Y2+38)=4 TH
EN HG=1
1430 IF PPOINT(X2+34,Y2+38)=4 TH
EN HG=1
1440 IF PPOINT(X2+34,Y2+41)=4 TH
EN HG=1
1450 LINE(X2+28,Y2+31)-(X2+38,Y2
+37),PRESET,BF
1460 IF HG=1 THEN HG=0:PLAY"T4L2
55 V3101ADCFBAGEDV16ACGADV4EABCA
EDB":GOTO 940
1470 PUT(X2+4,Y2+6)-(X2+44,Y2+46
),R2,OR
1480 LINE(X2+26,Y2+29)-(X2+38,Y2
+46),PRESET,BF
1490 IF PPOINT(X2+34,Y2+47)=3 TH
EN H2=H2-10:H=H+5:S1=S1+5:GOTO 1
510
1500 GOTO940
1510 IF H2=<57 THEN LINE(57,177)
-(199,181),PRESET,BF:PLAY"V15T4L
404ADEFA":GOTO 1540
1520 PLAY"T4L255V3001;1;2;3;4;5;
6"
1530 LINE(H2,177)-(199,181),PRES
ET,BF:DRAW"C3":LINE(H,11)-(55,15
),PSET,BF:GOTO 940
1540 POKE65494,0:PLAY"T3O3P4L2CL
3CL8CL2CE-L8DL3DL8CL3CO2L8BO3L2C
P2":CLS:PRINT:PRINT" YOU LOST T
HIS TIME AROUND, BUT YOU CA
N ALWAYS CHALLENGE HIM TO A R
E-MATCH.":GOTO 2160
1550 GOTO 940
1560 LINE(X2+8,Y2+16)-(X2+18,Y2+
27),PRESET,BF
1570 PUT(X2+6,Y2+6)-(X2+44,Y2+37
),RA,OR
1580 IF PPOINT(X2+16,Y2+39)=4 TH
EN HG=1
1590 IF PPOINT(X2+20,Y2+39)=4 TH
EN HG=1
1600 IF PPOINT(X2+18,Y2+40)=4 TH
EN HG=1
1610 LINE(X2+12,Y2+29)-(X2+22,Y2
+38),PRESET,BF
1620 IF HG=1 THEN HG=0:PLAY"T4L2
55V3101ADCFBAGEDV16ACGADV4EABCAE
DB":GOTO940
1630 PUT(X2+6,Y2+6)-(X2+44,Y2+46
),RB,OR

```




```

1640 LINE(X2+12,Y2+29)-(X2+24,Y2
+46),PRESET,BF
1650 IF PPOINT(X2+20,Y2+47)=3 TH
EN H2=H2-15:H=H+5:S1=S1+10:GOTO
1510
1660 GOTO940
1670 RO=RO+1:KO=0:IF RO=4 THEN 1
720 ELSE CLS:PRINT"
SCORE":PRINT"YOU:";S2;"
      HIM:";S1:PRINT@236,"FIGH
T ";FI:PRINT@268,"ROUND ";RO:PRI
NT@362,"TOTAL SCORE":PRINT@430,S
C:FOR T=1TO2000:NEXTT:GOTO810
1680 IF KO=1 AND FI=1 THEN FI=2:
RO=0:SC=SC+S2:S1=0:S2=0:GOSUB176
0:GOTO1670
1690 IF KO=2 AND FI=2 THEN FI=3:
RO=0:SC=SC+S2:S1=0:S2=0:GOSUB176
0:GOTO 1670
1700 IF KO=3 AND FI=3 THEN SC=SC
+S2:GOSUB 1760:GOTO 1740
1710 LINE(55,177)-(127,181),PSET
,BF:LINE(55,11)-(127,15),PSET,BF
:LINE(128,177)-(199,181),PRESET,
BF:LINE(128,11)-(199,15),PRESET,
BF:GOTO940
1720 IF S1 >= S2 THEN CLS:PRINT:
PRINT" HE WON BY A SPLIT DECIS
ION":GOTO 1540
1730 IF S1<S2 THEN CLS:PRINT:PRI
NT" YOU WON BY A SPLIT DECISION
":IF FI=3 THEN 1750 ELSE FORT=1T
O1000:NEXTT:KO=0:FI=FI+1:RO=0:SC
=SC+S2:S1=0:S2=0:GOTO 1670
1740 CLS:PRINT:PRINT"YOU KNOCKED
OUT THE CHAMPION!!!!"
1750 SC=SC+S2:FORT=1TO1000:NEXTT
:GOTO1870
1760 FORT=1TO20:CLS(2):PRINT@268
,"knockout";
1770 PLAY"T255CDEFGAB"
1780 CLS(2)
1790 PLAY"T255AC"
1800 NEXT
1810 RETURN
1820 DATA 142,140,140,137,128,13
4,140,140,137,128,137,128,128,12
9,136,132,140,141,140,140,128,13
9,128,128,128,138,129,140,140,14
0,137
1830 DATA 128,138,128,128,133,12
8,138,128,128,133,128,128,137,12
9,136,128,128,128,133,128,128,12
8,138,137,128,128,138,133,128,12
8,128,128,128
1840 DATA 142,140,140,137,128,13
8,128,128,133,128,128,129,137,12
8,128,128,128,133,128,128,128,13
8,128,137,128,138,133,128,128,12
9,131,128
1850 DATA 138,128,128,133,128,13
8,128,128,133,128,129,136,128,13
7,128,128,128,133,128,128,128,13
8,128,128,137,138,133,128,128,12
8,133,128
1860 DATA 140,140,140,136,128,13
2,140,140,136,128,136,128,128,12
8,136,132,140,140,140,140,128,13
6,128,128,128,136,128,140,140,14
0,136,128
1870 PMODE3,1:PCLS:SCREEN0,0
1880 POKE65494,0
1890 FOR X=100TO162 STEP12
1900 DRAW"BM"+STR$(X)+" ,96C2D90R
2U90R2D90R2C4U90R2D90R2U90"
1910 NEXTX
1920 DRAW"BM172,96;C2D90R2U90"
1930 DRAW"C3":LINE(142,96)-(174,
133),PSET,BF
1940 FOR Y=100 TO 130 STEP 6:FOR
X=146 TO 170 STEP 6
1950 PSET(X,Y,2):PSET(X+2,Y+3,2)
:NEXTX,Y
1960 LINE(142,96)-(172,133),PSET
,B
1970 GET (100,96)-(176,191),FL,G
1980 PMODE3,1:PCLS:SCREEN1,0
1990 Y=Y-2
2000 PUT(90,Y)-(166,Y+95),FL,PSE
T
2010 READ N
2020 IF N=-1 THEN 2080
2030 SOUND N+100,1
2040 IF Y=18THEN Y=Y+2
2050 GOTO 1990
2060 DATA 47,47,25,25,47,47,8,8,
25,33,47,59,70,47,47,47,47,25
,25,47,47,8,8,85,80,85,93,59,85,
85,85,47,93,93,85,76,76,70,70,76
2070 DATA 85,70,59,47,76,76,76,7
6,76,59,59,76,76,47,47,47,59,76,
47,85,76,-1
2080 FORT=1TO8
2090 X=RND(200)+25:Y=RND(140)+20
2100 FORR=1TO30 STEP5
2110 C=RND(3)+1
2120 CIRCLE(X,Y),R,C
2130 NEXTR,T
2140 FORT=1TO2000:NEXTT
2150 CLS:PRINT:PRINT" THE PRESI
DENT OF THE UNITED STATES CO
NGRATULATES YOU FOR WINNING T
HE TITLE OF...":PRINT:PRINT"
WORLD HEAVY-WEIGHT BOXING":PRINT
@236,"CHAMPION"
2160 PRINT:PRINT" YOUR FINAL
SCORE WAS";SC:PRINT:PRINT TAB(12
)"GAME OVER":END

```


THE NEW GENERATION

**THE NEW
NX-10**
(Replaces the SG-10)



**FREE
WITH SYSTEM
PURCHASE**

Dragon's WORD PROCESSOR 2.2

TAPE OR DISK VERSION

A feature packed program that turns your CoCo into an office machine. Create and save letters and documents with the Word processor tailored for the NX-10.

COMPLETE NX-10 PRINTER SYSTEM

- 5K BUFFER • IMPROVED NLQ • QUAD HIGH & WIDE PRINTING • EXTENDED CHARACTER SETS • 10 INTERNATIONAL FONTS • IN-THE-CASE ADJUSTABLE TRACTOR • REVERSE LINE & FORM FEEDS • 120 CPS (DRAFT) 30 CPS (LQ) • FONT CONTROL & MARGIN CONTROL FROM CONTROL PANEL • 1 YEAR WARRANTY SERVICEABLE NATIONWIDE • AUTOMATIC LINE CENTERING • LEFT OR RIGHT HAND JUSTIFYING • SINGLE SHEET PAPER FEED • 7 GRAPHICS MODES

COMPLETE SYSTEM

NX-10 • BLUE STREAK II • SUPER GEMPRINT
TYPE SELECTION/TUTORIAL • WORD PROCESSOR 2.2

\$309⁹⁵


+ \$10 Shipping
and Insurance

BLUE STREAK II SERIAL TO PARALLEL INTERFACE

- RUN COCO I or II to PARALLEL PRINTER
- HIGH QUALITY TOGGLE SWITCH ELIMINATES CABLE SWITCHING
- 300, 600, 1200, 2400, 4800, 9600 SWITCHABLE BAUD RATES
- AC POWER OPTIONAL-NOT NEEDED WITH NX-10 PRINTER
- COMPLETE WITH ALL CABLES AND CONNECTORS
- THRU-PUT EQUIVALENT TO BUFFERED INTERFACES
- 1 YEAR WARRANTY



\$54⁹⁵ SHIPPING
PAID!



SUPER GEMPRINT

A FULL
8" x 11"
SCREEN DUMP PROGRAM

WITH USER
DEFINABLE
COLOR SHADING!

- Prints all 5 Pmodes
- Machine language position independent code
- Tape transferrable to disk
- Requires 16K extended color basic

**NEW
VERSION
FOR NX-10**

SUPER GEMPRINT CUSTOM SOFTWARE

"Overall, Super Gemprint is very well-written and documented."
-Rainbow December 84 review.

BONUS! TYPE SELECTION/TUTORIAL PROGRAM FREE WITH SUPER GEMPRINT

Menu driven program for the CoCo. Teaches and shows the new user the numerous features of the NX-10.

SUPER GEMPRINT AND
TYPE SELECTION/TUTORIAL PROGRAM

\$17⁹⁵ + \$2 Shipping
and Handling

DAYTON ASSOCIATES, INC.

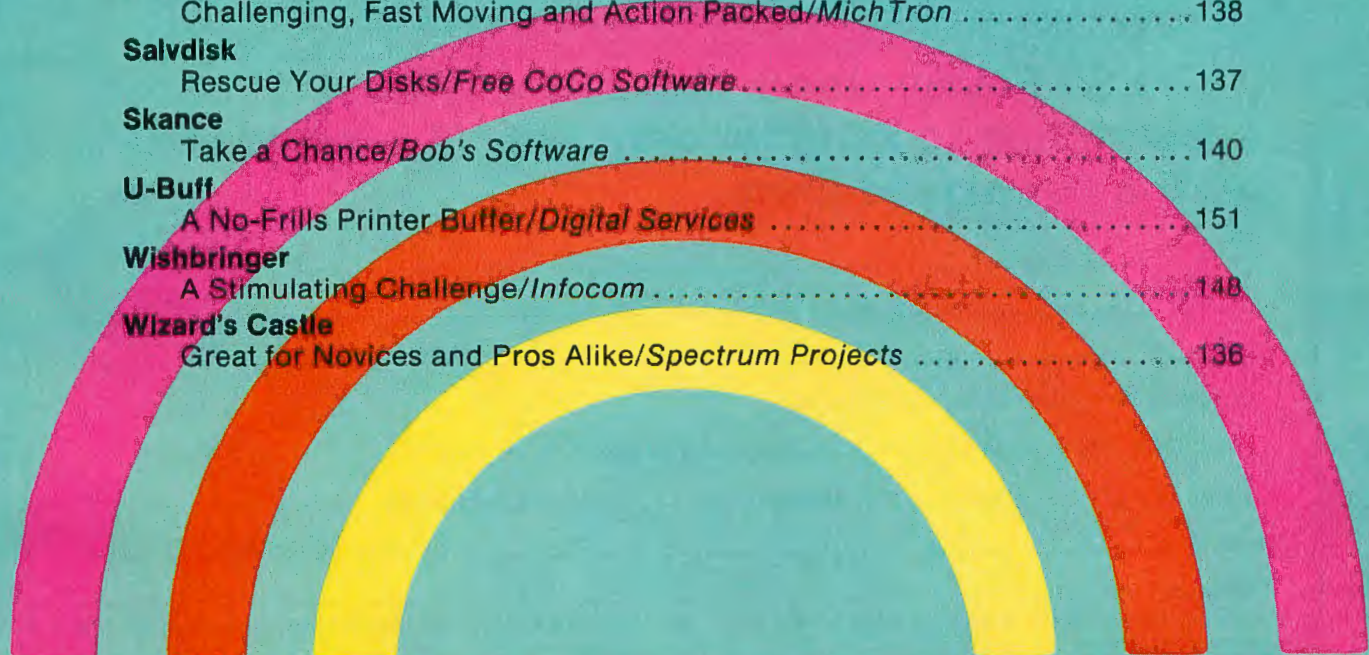
star
MICRONICS, INC.
AUTHORIZED
DEALER

DUN & BRADSTREET LISTED
7201 CLAIRCREST BLDG. C
DAYTON, OHIO 45424
OHIO RESIDENTS ADD 6% SALES TAX
C.O.D. ADD \$2.00

AUTO-ORDER LINE
1-800-251 STAR
Personal Service
(513) 236-1454



A2D Deluxe Joystick	
Additional Control/ <i>Cinsoft</i>	150
Adventure in Mythology	
Clever Graphics Animation/ <i>Saguaro Software</i>	139
CoCo Base I	
Powerful and Full of Surprises/ <i>JTJ Enterprises</i>	152
CoCo Keyboard	
The 'Chiclet' Cure/ <i>Spectrum Projects</i>	151
Computer Bankbook and Business Bankbook	
Check It Out/ <i>Sunrise Software</i>	144
Darkmoor Hold	
Graphics Adventure or Fantasy Simulation/ <i>Prickly-Pear Software</i>	135
Mailing List	
Maintain Address and Telephone Files/ <i>Data Information</i>	149
Master Disk	
A Simple Program to Catalog Files/ <i>Bob's Software</i>	150
Modem Pak	
Basic Telecommunications Package/ <i>Radio Shack</i>	146
Pinball Factory	
Rings Up Points/ <i>MichTron</i>	134
Portraits of Christ	
The Gospel of John/ <i>Sovereign Grace Software</i>	141
Rommel 3-D	
Challenging, Fast Moving and Action Packed/ <i>MichTron</i>	138
Salvdisk	
Rescue Your Disks/ <i>Free CoCo Software</i>	137
Skance	
Take a Chance/ <i>Bob's Software</i>	140
U-Buff	
A No-Frills Printer Buffer/ <i>Digital Services</i>	151
Wishbringer	
A Stimulating Challenge/ <i>Infocom</i>	148
Wizard's Castle	
Great for Novices and Pros Alike/ <i>Spectrum Projects</i>	136



Now from Falsoft, The RAINBOW MAKER, comes . . .



The monthly magazine that's reader-friendly

If you're interested in the highly popular Model 100, the Tandy 200, the brand new portable Tandy 600 or Tandy's new generation of MS-DOS computers — the 1000, 1200, 2000, or the exciting new Tandy 3000 — PCM is for you!

PCM, The Personal Computer Magazine for Tandy Computer Users, is brought to you by the same people who bring you THE RAINBOW, the premier magazine for the Color Computer. Need we say more?

So, if you're ready to add portability or step up to MS-DOS, stay with Tandy and THE RAINBOW family by subscribing to PCM!

FREE PROGRAMS!

We learned from THE RAINBOW that readers want programs to type in, so each month we bring you an assortment of them, including games, utilities, business applications and graphics.

BAR CODE, TOO!

Also, PCM is the only computer publication in the world (that we know of) that brings you programs in bar code, ready to scan into memory with the sweep of a wand!

TUTORIALS GALORE

Add to this our regular tutorials on telecommunicating, hardware and machine language, as well as BASIC programming tips and product reviews, and we think you'll find we're one of the most informative and fun magazines on the market today.

So if you're ready to add portability or step up to MS-DOS, stay with Tandy and THE RAINBOW family through PCM.

To order by phone (*credit card orders only*) call 800-847-0309, 8 a.m. to 5 p.m. EST. For other inquiries call 502-228-4492.

YES! Please send me a one year (12 issues) subscription to PCM for only \$28.* A savings of 22% off the newsstand price.

Name _____

Address _____

City _____ State _____ ZIP _____

In order to hold down costs, we do not bill.

My check in the amount of _____ is enclosed.

Charge to my: VISA MasterCard American Express

Acct. # _____ Expiration Date _____

Signature _____

For greater convenience, order a PCM Subscription through the shopping area of the CoCo SIG of Delphi!

*Canadian subscribers U.S. \$35. Surface rate elsewhere \$64, airmail \$85. Allow 6 to 8 weeks for first copy. Kentucky residents add 5% sales tax. U.S. currency only, please.

Mail to: PCM, The Falsoft Building, P.O. Box 385, Prospect, KY 40059

RECEIVED & CERTIFIED

THE FOLLOWING PRODUCTS have recently been received by THE RAINBOW, examined by our magazine staff and approved for the *Rainbow Seal of Certification*, your assurance that we have seen the product and have ascertained that it is what it purports to be.

This month the *Seal of Certification* has been issued to:

Max Fonts, a collection of 72 fonts for use with the *CoCo Max* graphics program. Fonts can be typed onto the screen utilizing all of *CoCo Max*'s text style combinations such as bold, italics, outline, etc. Font names automatically appear in *CoCo Max*'s pull-down menu. *Derringer Software Inc., P.O. Box 5300, Florence, SC 29502, disk of 24 fonts, \$24.95; set of 3 disks, \$64.95.*

Ultra Telepatch, a 64K program requiring one disk drive and *Telewriter-64*. This new version of *Telepatch* includes word delete, integrated type-ahead keyboard scan with buffer, in memory disk I/O menu with no loss of buffer memory and more. *CMD Micro Computer Services Ltd., 10447-124 Street, Edmonton, Alberta, Canada T5N 1R7, \$19.95 plus \$2 S/H.*

The Last Word, a word processor that requires 64K and OS-9. Features pull-down menus, on-screen formatting and 22,000 word online dictionary. Edit files larger than memory, and define macros, pagination, headers and footers. *Computerware, Box 668, Encinitas, CA 92024, disk \$49.95 plus \$2 S/H.*

L1 Utility Pak, an OS-9 productivity enhancement. Package contains Filter Kit #1, Filter Kit #2, Hacker's Kit #1 plus several new programs. *D.P. Johnson, 7655 SW Cedarcrest Street, Portland, OR 97223, \$49.95.*

Karate, a 64K game using karate kicks and punches to score points. Requires one or two joysticks depending on number of players. *Diecom Products, 6715 Fifth Line, Milton, Ontario, Canada L9T 2X8, tape or disk, \$28.95 U.S.; \$38.95 Canada.*

Memory Bank, a 64K computer program that allows full use of the second 32K in 64K color computers. A RAM disk is also included that allows the second bank to be used for storing programs. Computer can be configured for the "all-RAM" mode, allowing modification of the BASIC, Extended or Disk ROMs, and placing a BASIC program in the upper 8K of memory. *Dynamic Electronics Inc., P.O. Box 896, Hartselle, AL 35640, tape, \$27.95; disk \$29.95, plus \$3 S/H.*

Physcho: 1, 64K games requiring one disk drive. Package of eight psychological exercises tests skills in observation, reaction time and memory. *Lomiq, c.p. 105 Succursale A, Jonquire, Quebec, Canada G7X 7V8, \$34 U.S., \$45 Canada.*

DS-69/69A Digisector, an enhanced version of 64K video digitizer that accepts NTSC standard video input from a source such as closed-circuit television camera or videotape recorder and converts the analog video signal to digital data. *Micro Works, P.O. Box 1110, Del Mar, CA 92014, \$149.95.*

RESETECHG, a machine language program that changes the reset vector in 64K mode so when the Reset button is pressed, the CoCo stays in 64K mode. *Neat-O-Software, Route 3, Box 205, Kingsport, TN 37664, tape \$10 plus \$2 S/H.*

Dragon Blade, a graphics Adventure game requiring 64K ECB and one disk drive. The scenario places you in a time of swords and sorcery, when only the bravest of men could destroy the foulest of beasts. Your quest for the legendary blade leads you to the Forest of Lore and it is from here that your Adventure begins. *Prickly-Pear Software, 2640 N. Conestoga Avenue, Tucson, AZ 85749, \$29.95.*

Wizard's Castle, a 64K graphics Adventure game requiring one disk drive. The objective is to save the princess by collecting 24 objects and returning them to the king. Your enemy is the wizard, who has the power to bring back to life the creatures you slay in the quest to save the princess. *Spectrum Projects, P.O. Box 21272, Woodhaven, NY 11421, \$24.95 plus \$3 S/H.*

CoCo Keyboard, a new Color Computer 2 keyboard to fit your old-style Color Computer (silver or white case), TDP-100 and older CoCo 2. Drops in with no soldering or cutting necessary. *Spectrum Projects, P.O. Box 21272, Woodhaven, NY 11421, \$14.95. Adapter for 1982 and previous computer (D&E Boards), \$9.95. Add \$3 S/H.*

The *Seal of Certification* program is open to all manufacturers of products for the Tandy Color Computer, regardless of whether they advertise in THE RAINBOW.

By awarding a *Seal*, the magazine certifies the product does *exist* — that we have examined it and have a sample copy — but this *does not* constitute any guarantee of satisfaction. As soon as possible, these hardware or software items will be forwarded to THE RAINBOW's reviewers for evaluation.

— Judi Hutchinson

REVIEWING REVIEWS

Color LISP

Editor:

I must take exception with Mr. Dooman's software review of *Color LISP* in the May 1986 RAINBOW. Mr. Dooman compares LISP to both FORTH and BASIC. These are numerical languages. BASIC is a good general purpose, data-processing programming language. FORTH is an extendable, fast interactive, compiled, stack-oriented control language. LISP is a symbolic manipulation language, extendable by user definitions.

Mr. Dooman complains about the documentation using brackets instead of parentheses. The documentation does not contain brackets in the examples — parentheses are used in all examples and all examples have been tested to ensure they function as described. Not one of our many customers have complained about "brackets."

As Mr. Dooman pointed out, there are no standards in LISP function syntax. In our implementation, the syntax of MAPCAR is: MAPCAR/list/function. In some other LISPs the syntax is: MAPCAR/function/list. The syntax can easily be changed to reverse the arguments simply by defining a new function such as: (DE MAPC (fns lis) (MAPCAR lis fns)). All examples in the documentation have been fully tested. The syntax is clearly stated with ample examples to illustrate the proper use. Also the complete function definitions are provided.

Mr. Dooman mentions none of the features of this implementation for the Color Computer such as: low resolution graphics, integrated into architecture of the Color Computer, joystick, sound, cassette functions, disk functions, printing, PEEK, POKE, USR, firebutton, break, load and save LISP objects, load and save LISP work spaces, and long error messages. This implementation was especially designed to take advantage of the limited resources of the Color Computer. The stack and node area can be redefined to explore different areas of interest. EXPRs, FEXPRs, and machine language subroutines are supported.

Though LISP is an interactive language, this implementation has been optimized for both speed and size. We feel we have a good and reliable product which enables CoCo

owners to experiment with a language used extensively in artificial intelligence. Our goal was to provide a powerful, flexible, extendable and reasonably priced software product.

Jim Bachman
Frost Byte

Super RAMdisk

Editor:

Thank you for reviewing the DISTO Super RAMdisk and giving it a fair shake [June 1986]. I would like to inform you that a "hardware" user's manual is now available. The OS-9 software and documentation has been upgraded to V2.0. Anyone who has a print spooler, or any other utility for my RAMdisk may contact CRC Inc., 10802 Lajeunesse, Montreal, Quebec, Canada for more details.

Tony DiStefano
DISTO

DeskMate

Editor:

In Mr. White's review of *DeskMate* for the CoCo in the May 1986 RAINBOW, he mentioned that the Calendar utility was not useful beyond 1999. If he were to enter his data as 4/25/2000 instead of 4/25/00 (which defaults to 1900), he would find the correct date in the correct year. You can use years as late as 9999.

Norman Koslow
Richmond, VA

TX Word Processor

Editor:

I am comparably new to the computer. I got started with the CoCo in August 1985 and ordered RAINBOW at that time.

Since I had purchased the CoCo primarily for word processing, the *TX Word Processor* in "Received and Certified" (November 1985, Page 188) caught my attention. I ordered it and, while waiting, I went to work on *Color Scripts* as it came with the computer. After *TX* came, I made a quick change

and found it so much better in every way. After your review that found *TX* juvenile [March 1986, Page 209], I tried still another word processor, but it too was difficult to run and had very poor documentation, so I went back to *TX* Version 01.08P. I feel your reviewer was over-educated for the job and I think the readers are getting shortchanged because of the review.

This is being written using *TX*, and it is still my favorite. I would like to see another review, preferably by an operator instead of a programmer. There are a lot of us out here who are beginners.

A.J. (Andy) Cryder
St. James City, FL

The Best Epson Screen Dump Utility

Editor:

My program, *The Best Epson Screen Dump Utility*, was reviewed by R.W. Odlin in a recent issue [February 1986, Page 216]. My thanks to your reviewer for taking the time to carefully test the program.

However, one comment in the review has left me scratching my head — that is the matter of pixels being swapped from left to right with *Graphicom* screens. The reviewer did not contact me regarding this problem, and I don't understand how it could happen. The sample printouts on the package are of *Graphicom* screens, and they certainly do not exhibit this problem.

I have no idea how Mr. Odlin loaded the *Graphicom* screens into memory, but if the GC>BIN utility (included with *Graphicom*) is used, I can assure your readers they will have no problem printing out pictures with *The Best Epson Screen Dump Utility*.

Bob van der Poel
CMD Micro Computer Services Ltd.

We welcome letters to "Reviewing Reviews" and remind you that they may also be sent to us through the MAIL section of our new Delphi CoCo SIG. From the CoCo SIG> prompt, pick MAIL, then type SEND and address to: EDITORS. Be sure to include your complete name and address.

RAINBOW ON TAPE

Those Great RAINBOW Programs Without All The Fuss! Subscribe to RAINBOW ON TAPE!

Every month, RAINBOW ON TAPE brings as many as two dozen ready-to-run programs right to you. Using the current issue of THE RAINBOW as documentation, all you have to do is load and run them. Just a one-year subscription gives you more than 230 new programs! The typing time saved is time that can be spent with the CoCo. (RAINBOW ON TAPE does not include OS-9 programs or those less than 20 lines.)

**Need a back issue of RAINBOW ON TAPE?
Issues available beginning with April 1982**

Subscribe to RAINBOW ON TAPE Today!

**LOOK FOR OUR ORDER CARD
BETWEEN PAGES 34 AND 35**

The cost for a single copy of RAINBOW ON TAPE is \$10 within the United States; U.S. \$12 in all other countries. The annual subscription rate for RAINBOW ON TAPE is \$80 within the U.S.; U.S. \$90 in Canada; and U.S. \$105 for all other countries. **U.S. currency only, please.** In order to hold down non-editorial costs, we do not bill.

NOW AVAILABLE ON DELPHI!

For your convenience, RAINBOW ON TAPE can also be ordered via the Delphi Information Network, in our Shopping Service area of THE RAINBOW's Color Computer SIG (Special Interest Group).

The individual programs from our past August issues are also available for immediate download in the RAINBOW ON TAPE Database area in THE RAINBOW's Color Computer SIG on Delphi. There is a \$3.50 per program surcharge.

RAINBOW ON TAPE is not a stand-alone product, but is intended as an adjunct and complement to the magazine. Even if you purchase RAINBOW ON TAPE, you will still need the magazine for loading and operating instructions.

**To order by phone, (credit card orders only) call
800-847-0309, 8 a.m. - 5 p.m. EST. All other
inquiries call 502-228-4492.**

For greater
convenience, order
RAINBOW ON TAPE
through the
shopping area of the
CoCo SIG of Delphi!



Programs from Our Past Games Issues:

August 1985 — *Brotan the Blue*, a game based more on luck and risk than on skill; *Quest for the Falcon's Lair*, a game that lets you fight for Earth's freedom; *Random Mosaics*, a graphics program; *Soccer Instructor*, a text and graphics game instruction for soccer novices; *Operation Freedom*, a game to save captive scientists; *Hello*, a disk utility solution for the directory's too-speedy scroll; *Earthrot and Pageturn*, graphics programs which simulate the spinning Earth; *A Caterpillar's Alphabet*, an educational game designed to teach the alphabet to preschoolers; *Oodles of Games for 4K*, six short games to amaze and amuse; *Amphibia*, an alien planet's moon base destination game; *Phone*, a home help program that showcases your phone messages; *Sir Eggbert Jumper*, a one-player game with a "swords and sorcery" theme; *Doghouse*, a short game to challenge visual reflexes of everyone from toddlers to adults; and *Vision*, a health education program that tests your eyesight.

August 1984 — *The Jungle*, a game of survival on safari without joysticks; *The Dragon's Gold*, climbing to the top of his lair is a very dangerous game; *Trapperr*, an error trapping utility; *M*A*S*H Trivia Quiz*, 200 questions to test your memory; *Instrument Flight Simulator*, a serious exercise in flight simulation; *IRA Projection*, a finance program to project IRA earnings; *The Trip*, a mix of Adventure and arcade-type games; *Stock Market*, second part of a tutorial on writing a Simulation; *Air Raid on the Keyboard*, a game to sharpen reflexes; *Olympics*, a graphics program that displays the universally known connecting rings; *Disk Drive Speed Check*, a disk utility; and *Expanding BASIC*, part II on enhancing DOS.

Pinball Factory Rings Up Points

I've never been a big fan of computer pinball — until now. I've tried practically every CoCo pinball game on the market, and while most of them have been good, after a few games I would invariably become bored. After all, these games only offer the choice of a few playing fields, and even the most diehard pinball fan is sure to soon tire of playing the same game over and over and over.

Enter *Pinball Factory* from MichTron, a terrific new game which not only lets you play pinball on your CoCo, but lets you create your very own pinball game. *Pinball Factory* is similar to *Pinball Construction Set* on the Apple, and it puts new life into a very old game.

Pinball Factory comes on disk and is accompanied by a set of easy-to-read, complete instructions. I was glad to see that the disk was not copy protected and was accompanied by instructions on making a backup disk for your own use. Loading the game is as simple as putting the disk in the drive and typing RUN "PINBALL". After the title page appears, you have the option of playing the current game, loading a new game from disk (eight sample games come on the disk), modifying the current game or creating a new one, saving your creation to disk, or taking a directory of the pinball files on the disk. The program requires only one drive, but can use a second drive if you have one.

Load a game by moving the on-screen pointer with keyboard, mouse or joystick to the section of the screen marked LOAD and press ENTER (or the joystick button) then point to the file you want to load and press ENTER again. There is no need to type in the filename from the keyboard. Because the pinball data files are stored in a special format, they do not appear on the disk directory, and the manual warns not to save any other files on your pinball diskette.

Once loaded, selecting Play from the screen lets you play the current pinball game. You then have control of the two flippers and can "tilt" the board in one of three directions (left, right and up) to make the ball go where you want it. The graphics are in black and white only, but are quite good nonetheless. The animation is good and, except for a few rare moments, flicker-free. Sound effects are adequate, but not diverse. Pause and Quit options are provided.

The area in which *Pinball Factory* shines is in the creation and modification of your own pinball games. You can control the placement of everything except the flippers; you can even design your own high-resolution graphics logo for your pinball game. You can place bumpers of varying types around the board. When the ball hits one of these, you score a certain number of points — it is up to you how many points each type of bumper is worth, as well as how many points it takes to earn extra balls — and your ball is deflected back at a fast speed. There are even "multirail" bumpers which provide bonus points if all rails are hit. *Pinball Factory* also allows you to place polygons anywhere on the board. These polygons act only as physical obstructions, yielding no points and hindering the balls. They may be used to change the shape of the playing board or increase the challenge. Once placed, any object on the board can be removed or changed, and the program provides a test option for trying out your creation. Up to 90 objects may be put on the playing field.

Once the playing field is set up, you can change the rules of the game. This includes setting the speed, the pull of gravity on the ball, the number of balls, and the elasticity (which controls how fast the ball will bounce off an obstruction). As I mentioned before, you can also change the scoring rules, thus making the games harder or easier.

Overall, this is an excellent game. Unlike past pinball games, *Pinball Factory* puts you in control of the entire pinball game, letting you tailor games to your particular liking. You can even design pinball games with friends and have a pinball marathon or competition. Because *Pinball Factory* does not lock you into a particular game, it kept my interest, as I'm sure it will yours. The only minor bug I found was that the selection (menu) pointer scrolls off the screen in one direction but not the other, which was sometimes annoying, but doesn't affect game design or play.

Suggestions? MichTron could have included more features to build a pinball game from, such as ramps, optional flippers, moving targets, etc., or a feature to let the user design his own bumpers or polygons. Letting the user create his own sound effects or background music would have put the icing on the cake, but *Pinball Factory* is a most enjoyable game as it now stands.

On a scale of one to five, I would rate *Pinball Factory* as follows: playability, 5; sound effects, 3; keeps interest, 4; price vs. value, 3; graphics, 4; speed/animation, 4; documentation, 4; and overall rating, 4.

As a final note, I was impressed by the trust MichTron puts in their customers. Not only was the game able to be backed up, but MichTron offers a guarantee of satisfaction and a 30-day warranty. If you even remotely like pinball, I think you can trust that you'll enjoy *Pinball Factory*.

(MichTron, 576 S. Telegraph, Pontiac, MI 48053, 313-344-5700, 64K disk required, \$34.95)

— Eric Tilenius

CoCo Cat



Darkmoor Hold: A Valuable Software Library Addition

Wandering through the dimly-lit corridors of a mysterious castle in search of adventure and riches is a daydream many of us romantics share. Until the CoCo came along, dreaming and reading were the extent of my fantasies. Now with software such as *Darkmoor Hold*, by Prickly-Pear, I can finally wander to my heart's content.

Darkmoor Hold is a graphics Adventure/Simulation that puts you, a human mercenary, in charge of a trio of adventurers hired by the ruler of a troubled kingdom. It seems an evil wizard is killing the king's beloved taxpayers and he would like you to remedy the situation. The wizard's castle, *Darkmoor Hold*, is comprised of 10 levels, each consisting of 20-plus rooms. You must survive all 10 levels while gathering better armament and treasure on the way. Since I was only able to get to level six, I can't testify as to what happens when you finally reach the wizard on the 10th level.

Darkmoor Hold has a different format than most Adventures on the market. In fact, it may be closer to a fantasy Simulation than an Adventure. The screen has the appearance of an ancient parchment scroll and is split into several parts. The top one-third shows a 3-D graphics representation of the rooms and corridors through which you wander. The bottom two-thirds is divided into three columns, allowing you to enter commands for each of the three adventurers. You, the human, a small but powerful Dwarf and a magical Elf make up the trio. The commands you can enter are predefined and consist of just under 20 choices. Examples are directions, search to find objects, fight to defend yourself and inventory. As my combat experience proved, 80 percent of the time you will find

yourself entering fight. To call this game a slugfest would be putting it mildly. While I'm sure there are strategies to be developed, most of the time it's hard enough just staying alive.

Traveling through the various levels you face creatures of increasing power. On each level all the creatures look the same and only the Elf can correctly identify them. The graphics for the rooms and creatures are all very well-done and add considerably to the enjoyment of the game. In addition, for those of you who find spare time hard to come by, the game has a SAVE and LOAD feature allowing you to explore a little at a time.

The program is not copy protected, has a guaranteed free replacement for as long as you own it and is supported by some of the most considerate people I have ever done business with. There are many good companies selling CoCo software today and I can testify, without hesitation, that Prickly-Pear is one of the leaders.

I liked the program and would recommend it to any fantasy buff. I do feel, however, that the more experienced adventurers and role players out there might find the challenge a little too limited for their tastes. On the other hand, inexperienced adventurers who want a sample of Dungeon exploring, would do well to consider this program for their library.

(Prickly-Pear Software, 2640 N. Conestoga Ave., Tucson, AZ 85749, 64K ECB and one disk drive required, \$29.95)

— Ken Boyle

Two-Liner Contest Winner . . .

This one allows you to enter the number of options on your gameboard's spinner. Then it will randomly select one. It might even eliminate those spats about how you "accidentally" bumped the spinner to alter the outcome.

The listing:

```
1 CLS:PRINTTAB(5)"ELECTRONIC DICE":PRINTTAB(10)"HOW MANY SIDES":
INPUT"ANY NUMBER PLEASE ";A:CLS:
PRINT"THE DICE ARE ROLLING":FORT
=1TO50:SOUND25,1:NEXTT:C=RND(A):
CLS:PRINT"YOU ROLLED ";C:PRINT"O
UT OF A POSSIBLE ";A
2 PRINT:PRINT"PRESS ENTER FOR AN
OTHER ROLL":PRINT"TO END PRESS T
HE BREAK KEY":INPUTZ$:GOTO1
```

Aaron Newell
Orlando, FL

(For this winning two-liner contest entry, the author has been sent copies of both *The Rainbow Book of Simulations* and its companion *The Rainbow Simulations Tape*.)

WORKBASE



BUSINESS SOFTWARE \$ PORTFOLIO \$

BUSINESS DATABASE SYSTEMS

★ Reviewed in HOT CoCo Dec. 1984 & RAINBOW Feb. 1985 ★

- DATABASE MANAGEMENT — define, reorganized & update a database
- SPREAD SHEET — calculations to update database
- REPORT MODULE — customized report formats with headings & totals
- WORD PROCESSOR — merge database with custom letters, labels, & reports
- MACRO PROCEDURES — store any report calculations with sorts & selections
- UTILITIES — generate, merge, summarize, & summarize-post
- 216 PAGE MANUAL WITH STEP-BY-STEP TUTORIAL
- WORKBASE I (600 Records) \$49.95 — WORKBASE II (1200 Records) \$59.95

BUSINESS APPLICATION PACKAGES

- READY-TO-USE — 50-page manual, database, calculations, & reports
- SELF-CONTAINED — purchase & use any package independently
- BUILT-IN DATABASE FUNCTIONS — selectively display/print records
- COMPREHENSIVE — all major accounting functions addressed
- EASY TO USE — all packages are entirely menu driven
- EXPANDABLE — use any application database with WORKBASE DATABASE
- PROVEN — currently used in businesses, churches, and accounting firms
- COST EFFECTIVE — \$29.95 per package — \$24.95 when 2 or more purchased

<ul style="list-style-type: none"> ★ INVENTORY CONTROL ★ SALES ORDER ENTRY ★ ACCOUNTS PAYABLE ★ PAYROLL ★ RENTAL PROPERTY 	<ul style="list-style-type: none"> ★ ACCOUNTS RECEIVABLE ★ GENERAL LEDGER ★ PURCHASE ORDER ENTRY ★ CHURCH MEMBERSHIP
--	--

ALL SOFTWARE REQUIRES 32K/64K TRS-80 CoCo & 1 DISK DRIVE
★ FREE CATALOG AVAILABLE ★

ORDERING: CHECK, MONEY ORDER, COD, MASTERCARD, VISA Price includes shipping in USA NC residents add 4.5% sales tax	WORKBASE DATA SYSTEMS P.O. Box 3448 Durham, NC 27702 Call Toll Free 1-800-334-0854 ext 887 (919) 286-3445 NC Residents only
---	---

Wizard's Castle — Great for Novices and Pros Alike

If you remember those Saturday afternoons when you lay in front of the TV and watched the Good Guys save the Princess, you have the premise of *Wizard's Castle* in a nutshell. Don't let me fool you into thinking that it will be quite as easy as that, however. This is a very pleasantly frustrating game.

Wizard's Castle, a graphics Adventure game, comes with excellent documentation. It includes a list of verbs and nouns to use in playing the game. It also covers the creatures you have to kill in order to save the Princess. Remember the descriptions of these creatures or you may try to kill one that just might help you.

One of the frustrating things that makes this game hard is not only do you have to kill the creatures, but just when you think everything is fine, the wizard brings them back to life. Even if you manage to hack the wizard to death, he can come back to life, too. Some of the creatures, like the Orc, follow you around. Others, like the Gnome, will just take all your coins, laugh and leave.

One of the saving graces is the "eerie glow;" just when you think you're going to die, it surrounds you, rejuvenates you, and the game goes on. The game also includes a help function which, if you ask the right question, will give you clues. To keep it interesting the author used riddles for the clues.

The help you receive is dependent upon your status in the game. There are three variables in *Wizard's Castle*: condition, score and experience. Condition is your physical strength and varies with how many dragons you've fought and how well you've done. In wandering around the kingdom you may find apples to eat or water to drink and they will boost your condition. And if you get lucky, the eerie glow will surround you and really give a push.

During your travels you find any of 24 different objects. If you can manage to get these back to the King, you are awarded points (either as score or experience, or both). Experience points can also be earned by actions like killing your enemies. Experience points are needed to be able to do some of the actions in the game. But, with more experience, you fall into more traps. You have the option of trading score for experience. The only thing I could not understand from the documentation was what the score points were for except buying experience.

There are three levels of play. In level one the creatures are a little easier to kill, points are easier to earn and it just seems you are luckier. Level three is hard; even moving through the game drains some of your strength away. The creatures are harder to kill, they're trickier, and traps pop up more often. The documentation states that level three should take about eight hours (or more) to play. The game is in real time, so even if you don't see a cyclops waiting when the screen comes up, don't sit still too long or he may come after you.

There are several nice features with this game, such as the Freeze command. To stop and think, you can enter FREEZE and the game is on hold until you want to play some more. You can also save the game you're playing onto the game disk to be able to pick up where you left off. *Wizard's Castle* will talk to you if you have a Radio Shack Sound/Speech Cartridge, but I didn't think it helped much (at least, it didn't tell me how to win). To quit, type UNCLE, and you can start all over.

Even though I never saved the Princess, I believe you will find *Wizard's Castle* well worth the money no matter what your level of expertise with Adventures. It is easy enough for those of us who play just for relaxation; and difficult enough for the die-hards who think they can master anything.

(Spectrum Projects Inc., P.O. Box 21272, 93-15 86th Drive, Woodhaven, NY 11421, \$24.95 plus \$3 S/H)

— Ruth Graham

64K CoCo Users!

IMAGINE A DOS THAT

- ▶ Is Configured for YOUR System
- ▶ Allows up to 54K of Workspace
- ▶ Handles 40 & 80 Track Drives & Double-sided Drives
- ▶ Simplifies Machine Language with 90 System Calls
- ▶ Automatically Dates Files

HELP IS HERE WITH

SOS

▶▶▶ small (8K) operating system

PROGRAM DISK (including FORMAT BACKUP & COPY UTILITIES) with detailed USER'S MANUAL and 1 PATCH of your choice \$49.95 plus \$3.00 s/h add 1 PATCHES \$9.95 each
*N.J. residents add 6% sales tax

PATCHES AVAILABLE FOR

- MICROWORKS[®] Editor/Assembler Disassembler & DCBUG
- COMPUTERWARE: Editor & MacroAssembler
- DUGGER'S GROWING SYSTEMS C 1 2 & 2 S.
- ELITE SOFTWARE: Elite WORD
- DOUBLE DENSITY: Criterm (3 3 & 4 1)
- COGNITEC: Teletwriter 64 10 & 1
- RADIO SHACK: EDTASM & SCRIPST cartridges

REVIEWED IN MAY, 1986
 RAINBOW



PROGRAMMER'S REFERENCE GUIDE & DISK UTILITIES ALSO AVAILABLE \$22.95 each

SOISTMANN ENTERPRISES, INC.

CALL OR WRITE: SOISTMANN ENTERPRISES, INC.
 P.O. BOX 257 P.O. BOX 330
 BUDD LAKE, N.J. 07828 WEST BERLIN, N.J. 08091
 (201) 347-0763 (609) 768-4183

Hint . . .

Disk Directory Printout

If you have a long disk directory and want to see all of it, or if you simply wish to have a hard copy printout of your directory, one simple command allows you to do this easily.

Just POKE 111,254:DIR and the entire disk directory will appear on your printer, even if it is too long to be fully displayed on the screen.

Rescue Your Disks with *Salvdisk*

Salvdisk (salvage disk) is a machine language utility for salvaging information from a damaged disk. It may be used with files consisting of BASIC, machine language programs or data. Using *Salvdisk*, you can copy one granule at a time to either another disk or a different granule on the same disk. After moving a file, you can modify the disk directory to use the data in its new location. *Salvdisk* requires a Color Computer with a disk drive and 32K of memory.

Salvdisk is supplied on a disk without the usual instructions. (But instructions *are* provided.) After doing the machine language LOADM "SALVDISK" and EXECuting, a title page (with copyright notice) appears. At this point, press any key to continue. The second screen asks whether you desire written instructions. If you respond with a 'Y', the program allows you to select the Baud rate, and the instructions are sent to the printer. If you're familiar with the program, this can be bypassed by responding with an 'N'.

Having entered the main part of the program, you are given a choice to Load Granule, See Granule, Dump Granule, Alter Directory or Return to BASIC.

Load Granule reads the specified granule's contents into CoCo's memory. (Granules one through 68 store files; granules 69 and 70 comprise the directory.)

See Granule displays the contents of a previously loaded granule one sector (256 bytes) at a time. The display, however, is generally illegible — showing primarily graphics patterns and an occasional identifiable character.

Dump Granule allows you to write a previously loaded granule into a new granule of your choice. You may want to write it to the same granule number on another (undamaged) disk, or write it to an unused granule on the damaged disk.

Alter Directory allows you to update the directory after moving a granule (or granules) around. Without this step, the computer would not know where to look for the relocated file.

Return to BASIC allows you to test modifications without having to turn off the computer and accessories. This is convenient because a test file (called "try it") is created when you modify the directory. By using EXEC, RUN or read, you can confirm the correctness of your work.

Being a relative newcomer to the world of disks, I have not (yet) crashed a disk. But I know it's just a matter of time, so I welcomed the opportunity to review this program. Unfortunately, I was disappointed. In order to use *Salvdisk*, it is imperative to be able to identify the granules associated with each file. This task would be easy if I could use the program to read the contents of each sector and granule, but the resulting display when I "view" the granule is predominately graphics patterns with only rarely identifiable characters.

I tried this program with both binary and ASCII files without success. I called the author to discuss my difficulty, and he explained that this was normal. He also explained that determining the granules that contain a program is

accomplished through trial and error. And to further complicate the salvage procedure, the granules must be relocated in correct order, while the order on the damaged disk is not necessarily consecutive — the granules comprising a program may be numbers 34, 35, 50 and 26. When salvaging these, they must be relocated in the correct sequence. In other words, I have to write granule 34 first, then 35, then 50, then 26 to consecutive granules on the new disk — 10, 11, 12 and 13, for example. And, the correct order can only be determined through trial and error.

I also tried, unsuccessfully, to identify the starting granule of the test program by reading the directory (using the read granule activity on granules 69 and 70, as specified in the instructions).

The two pages of instructions are neither complete nor well-written, but are sufficient to experiment with the program.

In summary, attempting to use this program reinforces the necessity of making frequent backups of critical disks. The distribution of *Salvdisk* is unique, in that the author has not set a price; rather, he will send you a copy of the program if you send him a formatted disk. When you execute the program, one of the opening screens explains that the author would appreciate a donation if you find *Salvdisk* useful.

(Free CoCo Software, P.O. Box 2231, Westover, WV 26502)

— Jerry Oefelein

BASIC COMPILER

WASATCHWARE believes that users of the Color Computer deserve the right to use all 64k of RAM that is available in the computer, and have fast machine language programs that use the full potential of the 6809 microprocessor. That is why the BASIC compiler, called *MLBASIC* was developed. Here are some of the reasons that make this compiler one of the best bargains in this magazine:

- Use all 64k of RAM for program storage and/or variables
- Full Floating Point arithmetic expressions with functions
- Full sequential and direct access disk files allowed
- BASIC source and M.L. output I/O to disk, tape or memory
- Many new commands that expand your programming capability

Commands Supported

1. I/O -Commands	CLOSE	CLOADN	CSAVEM	DIR	DRIVE	DSKIS	DSKOS	FIELD	FILES
	GET	INPUT	KILL	LSET	OPEN	PRINT	PUT	RSET	USING
2. Program Control Commands	CALL	END	EXEC	FOR	STEP	NEXT	GOSUB	GOTO	IF
	THEN	ELSE	ERROR	ON..GO	RETURN	STOP	SUBROUTINE		
3. Math Functions	ABS	ASC	ATN	COS	CVN	EOF	EXP	FIX	INSTR
	INT	LEN	LOG	LOC	LOF	PEEK	POINT	PPPOINT	RND
	SGN	SIN	SQR	TAN	TIMER	VAL			
4. String Functions	CHRS	INKEYS	LEFTS	MIDS	MKNS	RIGHTS	STRS	STRINGS	
5. Graphic/Sound Commands	COLOR	CLS	CIRCLE	DRAW	LINE	PAINT	PCLEAR	PCLS	PLAY
	PHODE	PRESET	PSET	RESET	SCREEN	SET	SOUND		
6. Other/Special Commands	DATA	DIM	LIST	MOTOR	POKE	READ	REM	RESTORE	RUN
	TAB	VERIFY	DLD	DST	IBSHFT	LREG	PCOPY	PHODD	PTI
	REAL	SREG	SWP	VECTD	VECTI				

Compiled Program Speed (Time in minutes:seconds)

Program	Interpreter	MLBASIC
Eratosthenes Sieve	6:58.7	0:06.3
Matrix Fill, Mult, Sum		
10x10	0:30.9	0:02.5
String Manipulation	6:22.5	2:17.7
Floating Point	0:32.6	0:30.6
Disk I/O		
(2000 PRINT/INPUTs)	2:21.5	0:27.6



DON'T HESITATE...BUY MLBASIC TODAY

Disk - \$69.95
Tape - \$69.95
Both - \$74.95

64 K REQUIRED

WasatchWare

Include \$4.00 Shipping and Handling
Utah residents add 5.75 % tax
Check or Money Orders Only (No C.O.D.)

7350 Nutree Drive
Salt Lake City, UT
84121

CALL (801) 943-6263

Action-Packed Rommel 3-D Requires Practice

With anxious hands, you hold the controls of your death machine in hopes of finding the enemy. The mission appears simple, but you know in your heart that this will be one of the harder missions you face.

Rommel 3-D is a game of speed and skill. You have a tank that must seek and destroy other tanks and planes trying to destroy you. As you destroy them, you receive points and if you gain enough points you receive bonus tanks. The challenge is to develop a strategy that enables you to increase your scores constantly.

A joystick is not needed to run the game. Use the arrows, or the 'P', 'L', 'W' or 'Q' keys to move and the space bar to fire the cannon. Scoring is accomplished by directly hitting the enemy tanks or planes. Points are given for hitting three different things: dumb tanks worth 1000 points, smart tanks worth 1500 points and planes worth 1300 points. You receive one bonus tank for every 10,000 points you get until 100,000 points after which it takes 20,000 points to get a bonus tank. On the screen you see flat land with mountains on the horizon. Scattered around this land are various obstacles you cannot move through. The enemy vehicles are three-dimensional tanks or airplanes in various colors. In the middle of the screen are the sights for your tank. They become smaller when an enemy tank or plane is in firing range. In the upper right hand corner there is a radar screen. Your tank is the center of that screen with other vehicles appearing as blips in relative position to you.

The only way to win at this game is to practice. If you get in trouble, move your tank backwards and to the left or right very fast and maybe you won't get hit. The only strategy that worked for to me was to keep moving.

When I played this game I got killed very fast at the beginning, but as I played I did get better slowly. The game is a challenge, fast moving and fun. If you are into action-packed war games then this game is worth looking at.

(MichTron, 576 S. Telegraph, Pontiac, Michigan 48053,
313-334-5700, 32K required, disk \$29.95)

— Thomas E. Nedreberg

NEW
ADDRESS

SUMMER ROUNDUP

GRAPHIC ADVENTURE GAMES (disk only)

Darkmoor Hold.....	29.95
Dragon Blade.....	29.95
Hall of the King.....	39.95 +
Hall of the King II.....	39.95 +
Scepter of Ursea.....	24.95
To Preserve Quandic.....	34.95 +
(+ two disk adventure)	

UTILITIES

Colorkit.....	29.95*
Disk Manager.....	19.95
Disk to Tape.....	19.95
Disk Zapper.....	29.95
Mailist (disk only).....	29.95
Microartist.....	19.95*
Oracle.....	24.95
RomFree.....	19.95
RTD Trio.....	44.95

GRAPHIC SIMULATIONS/ARCADE

City War.....	19.95*
Flight.....	19.95*
Gravitor.....	14.95*
Jumbo Jet.....	19.95*
Warp Factor X.....	34.95

MISCELLANEOUS (disk only)

Airnav (flight plans).....	59.95
Color Disk Trivia.....	24.95
Trivia Question disks.....	9.95
Lizpack (statistics).....	175.00
Fantasy Gamer's Pack.....	19.95

GENEALOGY/ASTROLOGY

Family-Tree.....	24.95*
Super Astrology.....	19.95*

TEXT SIMULATIONS/ADVENTURES

Adventure in Wonderland.....	19.95*
Gangbusters.....	14.95*
Viking II.....	19.95*

EDUCATION

Mathpac.....	14.95*
Music Reader.....	29.95*
Phonics I & II.....	14.95*
Preread 1, 2, 3.....	14.95*
Spelling w/voice.....	19.95*

*ADD \$5.00 FOR DISK VERSION

PROTECTION POLICY — We believe our customers are honest — all of our software can be backed up using standard procedures.

YOUR PERSONAL CHECK IS WELCOME — no delay. Include \$1.50 for shipping for each order + \$2.00 for COD. AZ residents add 5% sales tax. Orders shipped within two days.

DEALERS AND AUTHORS INQUIRES are always welcome. Canadian dealers should contact Kelly Software Dist., Ltd., P.O. Box 11932, Edmonton, Alberta T5J 3L1, (403) 421-8003

SUMMER SALES PRICES GOOD ON ORDERS RECEIVED
BY AUGUST 31, 1986

SEND FOR OUR FREE CATALOG OF
GREAT COCO PROGRAMS
FOR QUESTIONS OR ORDERS
CALL (915) 584-7784

PRICKLY-PEAR SOFTWARE
QUALITY PROGRAMS FOR YOUR COCO



SEND ORDER TO:
PRICKLY PEAR SOFTWARE
213 LA MIRADA
EL PASO, TEXAS 79932



Amway Distributors - Cocoachiever

software package drastically reduces time spent hassling with paperwork! Menue-driven - user friendly, assists in preparation and checking SA-1s or warehouse orders; verification of phoned-in orders; supplies monthly PV/BV totals and calculates monthly refunds. Has wholesale price list stock numbers; can add to or delete stock numbers or distributor files from memory. Required for operation: TRS-80 Color, 64K; Disk: 1 - 5 1/4" ssdd; Printer: optional, PRICE: \$49.95. Contact: T&M Enterprises, 2301 Cromwell Drive, St. Maries, ID 83861. Ph: 208-245-3944.

Clever Animation in *Adventure in Mythology*

Fans of graphics Adventure games will enjoy Saguaro oftware's new game, *Adventure In Mythology*. The 64K machine-language game is available on tape or disk. The disk can be backed up, but the backup copy will not run. In loading the backup copy, you get a message that says the files can be copied to the original disk if necessary.

The game does not load from JDOS or from the disk version of ADOS. I had no problem with DECB 1.0. According to the instruction sheet, the game can be used with the Tandy SSC Speech Sound Pak. But even without that accessory, the game is not totally silent — there are bits of music and sound effects built in.

Adventure In Mythology comes in a simple, yet most attractive package. The instructions are short and to the point.

The graphics are cleverly animated. For example, when you are in a rain forest, you can actually see the rain coming down. If you have a key to open the castle door, you see it open up.

As the name of the game implies, the Adventure is based on the popular tales of ancient mythology. Among the characters you encounter are King Minos, Ariadne, Icarus and Galatea, just to name a few. "Your goal," we are told, "is to win the hand of the beautiful Atalanta, the swift-running huntress." I never got to meet her, though, because I kept getting mugged by bandits, trapped in inescapable rooms, drowned in the ocean and tripped up in the darkness of the famous Labyrinth.

Like other games of this type, *Adventures In Mythology* can take many hours to play, so you'll find the ability to save a game in progress and reload it later very handy. The disk actually allows ten different saves — so you can save one game at several landmarks along the way. Then if you get killed, you can go back to any of those saved points and try again from that point.

(Saguaro Software, Box 1864, Telluride, CO 81435, tape \$24.95, disk \$27.95)

— Neil Parks

Hint . . .

What's Your ROM Version?

With all the talk about new ROMs, you may be wondering exactly which ROM you have. If you have an older CoCo with Extended BASIC, just read the version number of your Extended BASIC at the top of the screen on power up. Then, to see which Color BASIC ROM you have, type EXEC 41175 and press ENTER.

If you have the new ROMs, Extended BASIC will be Version 1.1 and Color BASIC will be Version 1.2.

On the CoCo 2, Color BASIC will always be Version 1.2 or 1.3 (which are functionally identical).

The **RAINBOW**
THE COLOR COMPUTER MONTHLY MAGAZINE

Back Issue Availability



Back copies of many issues of **THE RAINBOW** are still available.

All back issues sell for the single issue cover price. In addition, there is a \$3.50 charge for the first issue, plus 50 cents for each additional issue for postage and handling if sent by United Parcel Service. There is a \$5 charge for the first issue, plus a \$1 charge for each additional issue on orders sent by U.S. Mail. UPS *will not* deliver to a post office box or to another country.

Issues July 1981 through June 1982 are available on white paper in a reprint form. All others are in regular magazine form. VISA, MasterCard and American Express accepted. Kentucky residents please add 5 percent state sales tax. In order to hold down costs, we do not bill and no C.O.D. orders are accepted.

Due to heavy demand, we suggest you order the back issues you want now while supplies last.

To order, just fill out the form on the next page and mail it with your payment to:

THE RAINBOW
The Falsoft Building
P.O. Box 385
Prospect, KY 40059



BACK ISSUE ORDER FORM

(See overleaf for instructions.)

(Payment must accompany back issue orders. We do not bill.)

Please send me the following back issues:

NO.	MONTH YEAR	VOLUME 1	PRICE
1	JULY '81	PREMIER ISSUE	\$2.00 <input type="checkbox"/>
2	AUG. '81		\$2.00 <input type="checkbox"/>
3	SEPT. '81	EDUCATION	\$2.00 <input type="checkbox"/>
4	OCT. '81	PRINTER	\$2.00 <input type="checkbox"/>
5	NOV. '81		\$2.00 <input type="checkbox"/>
6	DEC. '81	HOLIDAY	\$2.00 <input type="checkbox"/>
7	JAN. '82		\$2.00 <input type="checkbox"/>
8	FEB. '82		\$2.00 <input type="checkbox"/>
9	MAR. '82		\$2.50 <input type="checkbox"/>
10	APR. '82		\$2.50 <input type="checkbox"/>
12	JUNE '82		\$2.50 <input type="checkbox"/>
11	JUNE '83	PRINTERS	\$2.95 <input type="checkbox"/>
12	JULY '83	ANNIVERSARY	\$2.95 <input type="checkbox"/>
VOLUME 3			
1	AUG. '83	GAMES	\$2.95 <input type="checkbox"/>
2	SEPT. '83	EDUCATION	\$2.95 <input type="checkbox"/>
3	OCT. '83	GRAPHICS	\$3.95 <input type="checkbox"/>
4	NOV. '83	DATA COMM.	\$3.95 <input type="checkbox"/>
5	DEC. '83	HOLIDAY	\$3.95 <input type="checkbox"/>
8	MAR. '84	BUSINESS	\$3.95 <input type="checkbox"/>
9	APR. '84	GAMING	\$3.95 <input type="checkbox"/>
10	MAY. '84	PRINTER	\$3.95 <input type="checkbox"/>
11	JUNE '84	MUSIC	\$3.95 <input type="checkbox"/>
12	JULY '84	ANNIVERSARY	\$3.95 <input type="checkbox"/>
VOLUME 4			
1	AUG. '84	GAMES	\$3.95 <input type="checkbox"/>
2	SEPT. '84	EDUCATION	\$3.95 <input type="checkbox"/>
3	OCT. '84	GRAPHICS	\$3.95 <input type="checkbox"/>
4	NOV. '84	DATA COMM.	\$3.95 <input type="checkbox"/>
5	DEC. '84	HOLIDAY	\$3.95 <input type="checkbox"/>
6	JAN. '85	BEGINNERS	\$3.95 <input type="checkbox"/>
7	FEB. '85	UTILITIES	\$3.95 <input type="checkbox"/>
8	MAR. '85	BUSINESS	\$3.95 <input type="checkbox"/>
9	APR. '85	SIMULATIONS	\$3.95 <input type="checkbox"/>
10	MAY '85	PRINTER	\$3.95 <input type="checkbox"/>
11	JUNE '85	MUSIC	\$3.95 <input type="checkbox"/>
12	JULY '85	ANNIVERSARY	\$3.95 <input type="checkbox"/>
VOLUME 5			
1	AUG. '85	GAMES	\$3.95 <input type="checkbox"/>
2	SEPT. '85	EDUCATION	\$3.95 <input type="checkbox"/>
3	OCT. '85	GRAPHICS	\$3.95 <input type="checkbox"/>
4	NOV. '85	DATA COMM.	\$3.95 <input type="checkbox"/>
6	JAN. '86	BEGINNERS	\$3.95 <input type="checkbox"/>
7	FEB. '86	UTILITIES	\$3.95 <input type="checkbox"/>
8	MAR. '86	BUSINESS	\$3.95 <input type="checkbox"/>
9	APR. '86	HOME HELP	\$3.95 <input type="checkbox"/>
10	MAY '86	PRINTER	\$3.95 <input type="checkbox"/>
11	JUNE '86	MUSIC	\$3.95 <input type="checkbox"/>
12	JULY '86	ANNIVERSARY	\$3.95 <input type="checkbox"/>
VOLUME 6			
1	AUG. '86	GAMES	\$3.95 <input type="checkbox"/>

RAINBOW INDEX A complete index to our first three years, July 1981 through June 1984, is printed in its entirety in our July 1984 issue. Separately bound copies are also available. \$2.50

Note: Our Fourth and Fifth Year Indexes, including RAINBOW ON TAPE indexes, are included in the July 1985 and 1986 issues, respectively.

TOTAL _____

KY RESIDENTS ADD 5% _____

U.S. MAIL CHARGE _____

SHIPPING & HANDLING _____

U.P.S. CHARGE _____

TOTAL AMOUNT _____

ENCLOSED _____

Name _____

Address _____

City _____ State _____ ZIP _____

Payment Enclosed, or charge to my:

VISA MC AE

CARD # _____

EXPIRATION DATE _____ PHONE # _____

SIGNATURE _____

To order by phone (credit card orders only) call (800) 847-0309, 8 a.m. to 5 p.m. EST. All other inquiries call (502) 228-4492.

Take a Chance — Play Skance

Do you like games of chance such as Yahtzee or dice? Do you like to go one-on-one with your computer and sometimes win? If so, you're a likely candidate for *Skance*.

The program is written entirely in BASIC and requires a 16K CoCo with Extended Color BASIC.

When I ran the program, the instructions were simple and straightforward. Besides the instruction screen, there are four other screens you will use: The Player Screen lists all of the players, the Score Screen shows the current scores, the Dice Screen shows the dice being rolled and the Winner Screen gives the winner's name and score.

After the instructions, you are asked how many people will be playing. Up to four people can play or you can play against the computer.

The object of the game is to score as many points as possible. To score, you need to stop rolling the dice before your point number comes up a second time. Your point number is the first number you rolled.

The game consists of seven rounds of play. After the seventh round, the winner's screen comes up and displays the winner's name and score. Although the computer keeps track of all players' scores and who is playing, once a player begins rolling the dice, there is nothing displayed on the screen to tell the players who is rolling. We found this to be a problem.

After you decide how many people are going to play, the screen indicates whose turn it is. There are two options: press the 'A' to roll the dice or press the 'S' to see the current scores. If the 'A' is pressed, a screen comes up showing two dice. After each roll, you are given three choices: roll again, see score, or next player. These are chosen with the 'A', 'S' and 'N' keys. If any other key is pressed, your turn ends and the next player is up.

This game requires no skill to play, but if you like games of chance, this may be for you.

(Bob's Software, P.O. Box 391, Cleveland, OH 44107, send formatted disk and return postage.)

— John H. Appel

One-Liner Contest Winner . . .

Here is a tricky one. Use your joystick to move the racer through the course. Watch out for the obstacles!

The listing:

```
Ø POKE65495,Ø:CLSØ:A=1248:B=9:C=
128:FORT=ØTOA*A:POKE1472+RND(3Ø)
,96:D=2-RND(3):FORS=ØTO4:B=B+D:B
=B-(B=Ø)+(B=19):POKER,C:R=JOYSTK
(Ø)/2+A:PRINTSTRING$(B,"")STRIN
G$(13,CHR$(C)):IFPEEK(R)=C THENP
OKER,86:NEXTS,T ELSECLS4:PRINT"T
IME="T;:PLAY"O1L3G2":RUN
```

Lonnie McClusky
Toney, AL

(For this winning one-liner contest entry, the author has been sent copies of both *The Rainbow Book of Simulations* and its companion *The Rainbow Simulations Tape*.)

Portraits of Christ Presents the Gospel of John

Get out your copy of *2010* by Arthur C. Clarke and you'll see in the introduction he reveals that the entire text of this novel was mailed from Sri Lanka to New York on a single diskette. He was heralding the arrival of the age of technology. Now, in the same tradition, is the book I received for review from Sovereign Grace Software, *Portraits of Christ*.

Two CoCo-formatted diskettes contain ASCII text files which can be loaded by your word processor and read on-screen or printed out. Both the documentation and an introductory file explain the screen and printer formatting necessary for proper hyphenation and paging. Using *Telewriter*, all files loaded without a hitch. Following the formatting parameters produced a well-organized screen layout of 63 characters per line and a printout properly paged and aligned. (A call to the author, Pastor Mark Camp, indicated that the disks now contain a program *APrint*, that can be run to get a hardcopy without a word processor of your own.) There are 21 chapters plus a title page and disk information file.

The book is essentially a discussion of the New Testament Gospel of John. It presents the idea that a unique aspect of Jesus Christ is emphasized in each chapter of John.

Sample titles include "Jesus Christ — Consoler" and "Jesus Christ — King."

In the 15th century, the Spanish mystic Fray Luis de Leon published a work called *Los Nombres de Dios* (The Names of God) which approached the idea with the same method for the entire Bible. But *Portraits of Christ* is not just a theological discussion. The nature of *Portraits of Christ* can be accurately described as fundamental Christianity. Its stated purpose is evangelical.

I got the feeling that each chapter may have originally been a sermon delivered by its author. Each chapter concludes by directly addressing the reader to encourage a decision of a spiritual nature.

To sum up this offering by Sovereign Grace Software without bias, it is a literate, well-prepared presentation of the Gospel of John written for the purpose of teaching about the nature of Jesus Christ from a perspective of evangelical, Protestant Christianity.

Pastor Camp told me that he would like \$10 for the two-disk set but admitted he is willing to accept donations of any amount as well. He is, not surprisingly, more interested in spreading the word than reaping profit.

(Sovereign Grace Software, 221 Highview Dr., Ballwin, MO 63011, 64K disk \$10)

— Dennis A. Church

★ ★ ★ ★ ★ SELECTED SOFTWARE ★ ★ ★ ★ ★

SOLDERLESS UPGRADE KITS

With easy-to-follow instructions

64K FOR E BOARD	\$39.95
64K FOR F BOARD	\$29.95
64K FOR COCO2* (ALL MODELS)	\$29.95

*All Korean models require one solder joint.

NOTE: All ICs used in our kits are first quality 150 NS prime chips and carry one full year warranty.

BASIC ROMs DISASSEMBLY

COLOR BASIC UNRAVELLED	\$17.95
EXTENDED BASIC UNRAVELLED	\$17.95
DISK BASIC UNRAVELLED	\$17.95
ALL 3 BOOKS	ONLY \$39.95
ULTRA 80C DISK EDITOR ASSEMBLER	\$29.95
BUG OUT & THE ORACLE (M.L. Monitor)	\$14.95
ALL 5 ITEMS	ONLY \$59.95
500 POKES, PEEKS, 'N EXECS	\$16.95
UTILITY ROUTINE (VOLUME 1)	\$19.95
WITH ROUTINES ON TAPE OR DISK	\$36.95
ASSEMBLY LANGUAGE PROGRAMMING (TEPCO)	\$16.95
ALL 9 ITEMS	ONLY \$119.95

COCO MAX tape only	\$64.95
COCO MAX II disk only	\$74.95
Y-BRANCHING CABLE	\$27.95
DS-68A DIGISECTOR & C-SEE III SOFTWARE	\$149.95
HJL-57 KEYBOARD	\$69.95
VOLKS MODEM	\$54.95
THE INTRONICS EPROM Programmer	
Program Up to 64K Eprom	\$139.95
DATARASE (Eprom Eraser)	\$39.95
2764 HIGH SPEED COMPATIBLE	\$5.95
27128 HIGH SPEED COMPATIBLE	\$7.95
ROM PACK P.C. BOARD	
with case for 27xx	\$9.95
TEAC 55B DS/DD Half Height Drive	\$109.95

CASE AND POWER SUPPLY	\$49.00
NEW J & M DISK CONTROLLER	
with J Dos 1.2	\$129.00
DISKETTE CAROUSEL	\$24.95
ZENITH ZVM-123 GREEN	\$99.00
ZENITH ZVM-122 AMBER	\$109.00
VIDEO PLUS	\$24.95
VIDEO PLUS IIC	\$34.95
VIDEO PLUS IIU	\$34.95
REAL TALKER I	
With 3 talking games	\$49.95
REAL TALKER II	
With 3 talking games	\$54.95
NUMBER JACK THE HJL Numeric Key Pad	\$79.95

WIZARD'S CASTLE
64K Graphic Adventure
By Spectral Associates
Disk only \$19.95

Top 5 Spectral Associates
games in one package:
Galagon, Lancer, Cubix,
Froggie & Lunar Rover Patrol
for only \$34.95-tape or disk

Take a closer look. . .

	TAPE	DISK		TAPE	DISK
DYNACALC		\$74.95	PS1 MUSTANG	\$23.95	\$27.95
PROCOLOR FILE 20		\$49.95	SAILOR MAN (64K)	\$23.95	\$27.95
MASTER DESIGN		\$29.95	WORLDS OF FLIGHT	\$23.95	\$26.35
TELEWRITER 64	\$39.95	\$49.95	DRAGON SLAYER		\$23.95
SUPER SCREEN MACHINE	\$35.95	\$38.95	SR-71	\$23.15	\$24.75
RAINBOW SCREEN MACHINE	\$23.95	\$26.95	BUZZARD BAIT	\$19.95	\$22.95
PEN PAL		\$64.95	GALAGON	\$16.95	\$18.95
AUTOTERM	\$31.95	\$39.95	LUNAR ROVER PATROL	\$16.95	\$18.95
ADOS		\$27.95	MS GOBLER	\$16.95	\$18.95
SUPER BACKUP UTILITY		\$44.95	LANCER	\$16.95	\$18.95
THE PEEPER WITH SOURCE	\$24.95	\$26.95	CUBIX	\$16.95	\$18.95
GRAPHICOM		\$19.95	FROGGIE	\$16.95	\$18.95
BEST OF COCO TIME 85	\$26.95	\$26.95	SPACE PAC (10 M.L. GAMES)	\$21.95	\$21.95
UTILITIES BONANZA		\$29.95	EDUCATIONAL PAC (6 PROGRAMS)	\$19.95	\$19.95
DISK UTILITIES 2.1A		\$24.95	ADVENTURE PAC (5 GAMES)	\$19.95	\$19.95
TELEPATCH II		\$29.95	TREASURY PAC (30 GAMES)	\$29.95	\$29.95

WE PAY SHIPPING in the United States, Canada & Mexico. Overseas please add 10%. (MN Residents add 6% sales tax.) We accept Visa, Mastercard, check or money order. U.S. funds only for foreign orders. C.O.D. please add \$2.00. (USA only).


Send to: **SELECTED SOFTWARE**
P.O. Box 32228, Fridley, MN 55432
24 HOUR ORDER LINE 612-757-2439
INFORMATION 612-757-1026 (8 A.M. - 5 P.M. C.S.T.)
SAME DAY SHIPPING BEFORE 1 P.M. C.S.T.

NEW DISK DRIVES

STARTING AT

\$ 89.⁹⁵

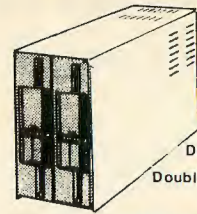
**WITH CASE &
POWER SUPPLY
\$129.95**



TANDON MPI TEAC

Speed 6 ms tk to tk and up
Capacity 250k unformatted
Tracks 40
Warranty **now 1 YEAR**

New Low Price!



40 Tks 6Ms
Double Sided
Double Density
40 or 80 Tracks

1/2 Hght. Teac/Panasonic



We carry only the finest quality disk drives *no seconds* *no surplus

SATISFACTION GUARANTEED!!

ALL DRIVES FULLY TESTED & WARRANTEED

Complete Disk Drive with Power Supply & Case Teac **\$129.95**

Two Drives in Dual Case & Power Supply Teac **\$279.95** CALL

1/2 ht double sided double density Disk Drives (Panasonic/Teac) **\$119.95**

1/2 ht double sided double density Disk Drive with ps & case **\$199.95** CALL



How to use your new drive system on audio cassette

Single ps & case \$44.95 Dual 1/2 ht ps & case \$54.95 Dual ps & case ... **Call**

Color Computer Controller (J&M)



\$129.95

DRIVE Ø FOR RADIO SHACK COLOR COMPUTER

TANDON, MPI OR TEAC DRIVE (SINGLE SIDED 40 TRACKS SPEED 5 MS TRK TO TRK & UP)

POWER SUPPLY and CASE, TWO DRIVE CABLE WITH ALL GOLD CONNECTORS

J&M CONTROLLER, MANUAL and DOCUMENTATION ~~\$249.95~~ **\$ SALE!**

BUY THE BEST
FOR LESS!
CALL!

DRIVE Ø FOR RADIO SHACK COLOR COMPUTER

PANASONIC 1/2 HEIGHT DOUBLE SIDED DOUBLE DENSITY DRIVE 500K unformatted

POWER SUPPLY and CASE, 2 DRIVE CABLE WITH ALL GOLD CONNECTORS

J&M CONTROLLER, MANUAL and DOCUMENTATION ~~\$279.95~~ **Super!! SALE!**

TAKE ADDED SAVINGS ON TWO DRIVE SYSTEMS

DISKETTES with free library case **\$17.95**

Unadvertised Specials **\$Call**

Drives cleaned, aligned & tested **\$29.95**



10 Diskettes
CONTROL DATA

TECHNICAL STAFF ON DUTY, PLEASE CALL FOR ASSISTANCE.


**CALL US TODAY!!
ORDER TOLL FREE**

617-278-6555

1-800-635-0300

* DEALER INQUIRIES INVITED.

617-278-6555



TRUE DATA PRODUCTS

9 SOUTH MAIN ST
UXBRIDGE, MASS. 01569

617-278-6555

HOURS MON-SAT 9-6 (EST)


We welcome

- Visa / Master Charge
- Checks (allow 2 weeks for clearing)
- C.O.D. Add \$2.00

New Hard Drives

----- COMPLETE SYSTEM ----- JUST PLUG IN -----

**Call For
BEST PRICE**



Warranty - One Full Year

5 to 20 Megabyte, ready to run on the TRS
80 Model I/III/IV/4P, color computer,

64K UPGRADES \$19.95

VIDEO DRIVER

ENABLES YOUR COCO TO OPERATE WITH A
VIDEO MONITOR INSTEAD OF A TELEVISION!


\$24.95

Panasonic 1091 Printer 239.95

1091 Printer & SP3 & Screen Dump **299.95**

star PRINTERS

PRINTER CABLES AND
INTERFACES AVAILABLE
Call for current pricing




NEW
MODEL

\$219.95

SG-10

IBM XT

COMPATIBLE



call for low price

SCREEN DUMP PROGRAM

The best screen dump program for the Epson & Gemini
printers ever!! Have the option of standard images
reverse w/regular or double sized pictures **\$19.95**

SP-3 INTERFACE for Color Computer

- 300-19,200 BAUD rates
- External to printer — No AC Plugs
- Built in modem/printer switch—no need for
Y-cables or plugging/unplugging cables

Only:

\$54.95



COMPLETE SYSTEM

299.95

NEW
LOW
PRICE

now
with
screen
dump

Nothing more to buy!

Dealer inquiries invited



TRUE DATA PRODUCTS
9 SOUTH MAIN ST.
UXBRIDGE, MASS.01569



**CALL US TODAY!!
ORDER TOLL FREE**

**617-278-6555
1-800-635-0300**

Check out *Computer and Business Bankbook*

By Neil Parks

Sunrise Software has two new programs available that not only serve as check registers, but also print checks. If you pay the same creditors every month, this could prove to be a real work saver.

Computer Bankbook is designed for home users. *Business Bankbook* — available in two versions — is a similar program designed for business users. Both programs are 100 percent BASIC and come on disks that can be backed up. Both come with a "code plug." This bit of hardware plugs into the right joystick port, and without it the program is unable to run.

Since *Computer Bankbook* is a BASIC program with no machine code, it should be compatible with all operating systems, but it isn't. The disk I tested appeared to run properly under JDOS, but certain data fields, which I wanted to leave empty (as permitted by the program), were filled with random garbage. Attempts to edit the data via the program's edit routine resulted in various crashes and/or loss of entries.

I had no problems with DECB 1.0 or the disk version of ADOS, so I presume that the problem with JDOS is caused by differences in direct-access disk formatting, but I don't know. Copying the program to a JDOS-formatted disk did not help.

The program ends by cold-starting the computer (POKE 113,0:EXEC 40999). With the disk version of ADOS, there is garbage on the screen, but pressing the Reset button restores the built-in DOS. *Computer Bankbook* is a natural for ADOS's RSV high-resolution text screen — or would be, but for some superfluous semicolons which should be removed from the menu-printing routines. The Edit screens actually work much better with RSV than they do with the regular 32-by-16 display.

The eight-page manual is well-written and easy to understand, though a couple of points were left out that probably should have been mentioned.

The first step in setting up the check register is to enter a beginning balance. Although there are only seven items on the main menu, the beginning balance is selected by pressing '8'. That was probably done because, after entering the balance, you won't use that routine again for a year.

There are two ways to enter checks. If you are going to have the computer print your checks, you use the Check Printer routine. When each check is printed, it is automatically entered into the register. For creditors you pay on a regular basis, enter their names and addresses into a file. Then every time you want to send a check to one of those creditors, you call up that file. Enter the last check number used, and the check or checks printed are properly numbered.

There is also the option of special checks, for which the name and address of the payee is not stored in the file.

The second method of entering checks in the register is also the method for entering deposits — the Add Checks/Deposits Manually selection. The manual suggests that you may wish to use the Check Printer routine in preference over the Add Manually option even if you don't plan to have the computer print your checks. Personally, I disagree. I found the Add Manually option much easier to use.

(The manual says that if you wish to use the Check Printer routine without actually printing checks, you must change one line from a GOSUB to a REM. What they forgot to mention is that this change affects only the regular checks, not the special ones.)

Although the manual doesn't make it clear, all checks and deposits must be entered with a two-digit month. For example, January 25 has to be 01/25, not 1/25. If you enter the month with only one digit, the entry is accepted, and the check is printed properly. But the routine that prints out the transactions for a particular month keys on those two digits, so any entry with a one-digit month is omitted from the listing.

The day can go either way — 12/4 and 12/04 are equally acceptable. The year is optional. Although the *Computer Bankbook* manual doesn't expressly say so, it becomes obvious that one year is the maximum length for the file, because the printout for one month doesn't key on the year.

All entries for a given month must be consecutive. Otherwise, the balance column in the printout for that month will look strange. This may cause a slight problem if you write a lot of checks early in the month, before you get your statement and find out how much interest you


GRAF PLOT

NEW! — THE BEST JUST GOT BETTER!

Investment Projection: T-Bills, FY '87

GRAF PLOT DEMO:
\$5.00 DISK & TAPE
REFUND W/PURCHASE
"A GREAT PACKAGE
GETS EVEN BETTER"
— RAINBOW

30 DAY
UNCONDITIONAL
MONEY-BACK
GUARANTEE!!

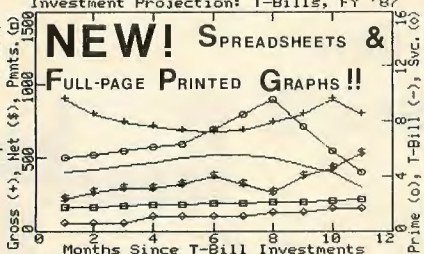


* AUTOMATICALLY LOADS DATA FROM MOST POPULAR SPREADSHEETS.
* 291 GRAPHING SYMBOLS AND UNLIMITED OVERLAY OF DATA.
* AUTOMATICALLY SCALES AND LABELS ALL THREE OF THE AXES.
* CALCULATES MATH FUNCTIONS, INTEGRALS AND MOVING AVERAGES.
* FULLY AUTOMATIC, MENU DRIVEN W/ COMPLETE ERROR TRAPPING.
* FULL-PAGE SCREENPRINTS ON ANY PRINTER. SPECIFY WITH ORDER.

REQUIRES 32K EXT. BASIC; TAPE - \$40.00 DISK - \$45.00

NEW! SPREADSHEETS &

FULL-PAGE PRINTED GRAPHS!!



NEW!! *Picture Perfect* **NEW!!**

PRINTER UTILITY
UNIVERSAL SCREENPRINT PROGRAM

- * GET "PICTURE PERFECT" FULL-PAGE PRINTOUTS EVERY TIME!
- * "PERFECTLY SIMPLE" TO OPERATE — "SIMPLY PERFECT" RESULTS!
- * "PERFECTLY COMPATIBLE" WITH ALL DOT MATRIX PRINTERS!
- * GET "PERFECT CONTROL" OF HEIGHT, WIDTH, POSITION, BAUD RATE, DOT DENSITY, NEGATIVE IMAGES, ETC.
- * THE "PERFECT SOLUTION" TO YOUR GRAPHICS PRINTING NEEDS!
- * COMPATIBLE WITH GRAPHICOM AND COCO MAX PICTURES!

♦ ONLY \$25.00 ON DISK OR TAPE ♦

BUY BOTH PROGRAMS & SAVE \$10.00

CALL NOW FOR FREE INFORMATION (415) 547-7557, OR WRITE:

HAWKES RESEARCH SERVICES; 859 STANFORD AVE, OAKLAND, CA 94608
YOUR PERSONAL CHECK IS WELCOME! SHIPMENT WITHIN 48 HOURS!
ADD \$3.00 SHIPPING ON ALL ORDERS. CA. RESIDENTS ADD SALES TAX

arned for the preceding month. But you can always date the interest deposit as of the first of the new month to get around that. Again, this is a point that should have been mentioned in the manual but wasn't.

Each check is considered to be outstanding until you indicate, either on entry or editing, that it should be canceled (cleared). When you get your monthly statement from the bank, just print out a list of outstanding checks. A total will be printed with it. Add that total to the present balance and, if it agrees with the bank's balance, you've made balancing your checkbook quick and easy. (Deposits are considered canceled on entry, but you can always edit one to outstanding if it occurred too recently to be on the bank statement.)

Each check and deposit may be assigned an account number. Here's where the program really proves its value. You can print out a list of transactions for each account number, for any one month or for the entire file, and the list will be automatically totaled. For example, let's say all your checks for charitable organizations are assigned to account 18. Tax time comes and you want a total of charitable contributions — it's as easy as printing out account 18 for the year. For this feature alone, *Computer Bankbook* is well worth twenty bucks.

There are a few quibbles, albeit minor ones. Author James Goldsberry did not make allowances for writing a check larger than \$999.99. The program can handle it, but the printout looks strange because it exceeds the "print using" format. (Four-figure deposits and balances look OK.)

There is a slight inconsistency in those routines that require a Y/N response. In some of them, the ENTER key is interpreted as Yes, in others as No, and in yet others as no response. Obviously the third situation is the most desirable and should have applied in all cases.

When you enter the beginning balance (via menu option 8), I suggest you enter the amount as zero. Then, as your first transaction, post a deposit in the amount of the balance. Use the edit function to change the name from "deposit" to "beginning balance" or "balance forward" or whatever. That way, if you ever need to recall the file for a prior year, you don't have to make any adjustment to the beginning balance. This method lets you use the same disk for more than one checking account at the same time — your personal account, your spouse's account, a joint account, etc. When you finish working with each account, just copy the CHECKS.INF file to a library disk under the name of your choice, and recall the one wanted by killing CHECKS.INF on the system disk and copying the appropriate file in its place. You can have several years for several accounts stored on one library disk. That makes more sense to me than creating a new system disk for each account file, as the standard procedure would require.

Business Bankbook is essentially the same program, with a few added features. The main difference is that instead of assigning each transaction to one account, you can assign up to four accounts. So if an invoice includes merchandise cost, freight and tax, for example, each of these components can be posted to its own account. Enter the amount for each account, and the total is calculated automatically.

Business Bankbook comes in two different versions. System I (also known as Bank 7.1 or 7.3) uses one disk drive. System II (alias Bank 9.1 or 9.3) assumes two drives — one for the system disk and one for data storage. The beginning

balance entry appears on the menu in *Business Bankbook*, but works the same as in *Computer Bankbook*. (With System II, my alternative method of the zero beginning balance becomes even more useful: You don't even have to kill and copy files to go from one to another. Just rename the appropriate file on the data disk to or from CHECKS.INF.)

The 10-page manual for *Business Bankbook* was apparently written some time after the other one, because it does mention that each file should contain one fiscal year, and it does not suggest using the check printer routine to enter checks without printing them.

I did not test *Business Bankbook* under the non-Tandy operating systems, but since the two programs use similar direct-access disk I/O routines, I would expect the results of such a test to be the same as they were for *Computer Bankbook*.

Business Bankbook allows you to enter a table of Active Accounts, consisting of any account numbers you regularly use, and a name for each account. This chart can be printed out at any time, and will appear in numerical order even if you didn't enter them in order. Also, the account names in the table appear on the check vouchers.

Unfortunately, there are two bugs in this routine. In the Edit mode, you are asked if you want to change the account number or account name. But any change in the account name erroneously produces a random change in the number, and any attempt to change the number fails. Also, if you use an account number that is not in the table, the check printing routine puts an inappropriate name in instead of a blank space. There is one line on the System I program that says RUN BANK.10. However, BANK.10 is a file which occurs only in System II. Somebody didn't debug as thoroughly as he should have.

On the plus side, by the time *Business Bankbook* was written, Mr. Goldsberry corrected the inconsistency in his Y/N routines, so that only a 'Y' or an 'N' would be accepted as a response.

Business Bankbook also has a routine called Convert that allows you to convert your *Computer Bankbook* files to the *Business Bankbook* format if you want to upgrade. The *Business Bankbook* manual says that a *Computer Bankbook* file of about 300 records takes seven granules of disk space. After conversion to the *Business Bankbook* format, the same data occupies eleven granules.

The manuals for both *Computer Bankbook* and *Business Bankbook* state that the check printing routines are expressly designed for use with Nebs Computer Forms tractor feed checks #9025-1, and that Line Printer VII, DMP-100, and possibly other inexpensive printers can't handle such heavy paper.

With each program comes a checklist to fill out and send in if you have occasion to write to Sunrise Software. "Please outline the problem you encountered in as much detail as possible," says Sunrise. "We will do all we can to help you solve it." I like that.

(Sunrise Software, 8906 NW 26 St., Sunrise, FL 33322, *Computer Bankbook*, 32K, one disk, \$19.95; *Business Bankbook*, specify System I for one drive or System II for two drives, \$49.95; \$2 S/H)

New Modem Pak is 'Interesting'

The new Modem Pak from Radio Shack is quite an interesting piece of equipment. As a hardware item it exhibits a concept that is very useful to the Color Computer user. Imagine, a modem you just plug into your CoCo's cartridge port.

Those who have learned the hard way and upgraded from Commodore to the CoCo may remember the old Vic modem. This new modem from Tandy goes a bit further than that one, though. The old Vic modem required the use of a tone capable telephone with a removable handset. The Modem Pak works with either a tone or rotary line and is direct-connect. Just plug the modem into the phone outlet and dial the number with your family phone.

The Modem Pak is a good, basic telecommunications package all wrapped into one small plastic case. It includes the interface to its internal 300 Baud modem via a 6551 ACIA. It also includes communications software in ROM.

The Modem Pak is very easy to operate. If you are using the Multi-Pak Interface, you can put the Modem Pak in slot one, two or three, and then set the selector for the appropriate slot. If you are not using the MPI, just plug the Pak right into the side of the CoCo. Then plug the unit into the phone line, type EXEC &HC000 and you are ready to go. A menu of options appears on the screen. If you press the space bar, a second menu appears. Press it again to return to the first menu.

Several options are included in addition to the standard parameter options. Besides being able to alter the standard communications parameters, you can adjust the printer Baud rate, Xmodem timeout, cassette and printer buffer sizes, and turn the ASCII filter on or off.

The internal software lets you switch the printer Baud rate between 600 and 1200 Baud. Unfortunately, it does not allow you to go any higher than this. My printer likes to operate at 9600 Baud.

The Modem Pak does allow the use of the Xmodem protocol for file transfer. However, any files to be transmitted must be in ASCII format. Also, there is no provision for the user to supply addresses if he or she wishes to save a machine-language program from the buffer to a tape. I found this implementation of Xmodem to be very awkward, primitive and limited. It would still be advisable for users of this product to transfer files using the ASCII transfer method, which seems to be pretty reliable.

The ASCII filter option is very useful. When this option is turned on, all control characters are stripped from the transmitted data. Any characters over 80 Hex are filtered out. If you want to transmit data containing graphics codes or special key codes, just set this option to "off."

A very interesting feature of the Modem Pak is its "dual combined" buffer. When communicating, there are two buffers; a cassette buffer for data you may want to save on a printer buffer for sending data to the printer. The total combined buffer space may not be more than 28K, but you can use any configuration of cassette and printer buffer size not exceeding this limit. I found that, under most circumstances, a printer buffer size of 1K is more than enough. The only time data stays in this buffer is if the printer is offline. Otherwise, if the printer function is turned on, all received data is immediately sent to the printer as well as the screen. This is great for getting a hard copy while online.

With the cassette buffer, you may save or load data to or from tape, clear the buffer, or view its contents. These features are very useful additions to transmitting data from or receiving data into the buffer. They will benefit most users.

A feature that will benefit CoCo owners with 'B' revision CoCo 2s is the true lowercase option. If your CoCo is set up to use the new VDG Tandy has been using, the Modem Pak can recognize this and be set so that you get true lowercase during communications.

One thing I thought was poor was the lack of support for disk systems. As it stands, the Modem Pak works only with tape-based systems. This is because the software in ROM makes it very difficult to work with the disk. The unit is set up so it can operate under OS-9 version 2.00.00 provided you have the M1 or M2 driver and the appropriate descriptor installed. In this case, it will work with a disk system. Who knows? Maybe Tandy has some future terminal package software plans in mind. It sure would be nice, however, to use this package under Disk Basic.

The ROM based operating software of the Modem Pak is much enhanced over that included in the Deluxe RS-232 Pak. The unit itself is a great step in the right direction. However, I feel certain additional features would have increased the value of this product. For instance, inclusion of an RS-232 jack on the side would have allowed use with external modems. Along with this, Tandy might have included a provision for altering the communications Baud rate when using an external modem. With prices dropping, many people are going the extra bit and buying 1200 Baud modems. It is a shame they won't be able to use them with the Modem Pak. Also, I feel the inclusion of what Tandy calls Xmodem is nothing more than a waste of good ROM space. They might as well have left this "feature" out.

Despite any shortcomings, the Modem Pak is a well-built piece of equipment. The documentation is more than adequate and covers all phases of operation. In their usual style, Tandy has included the schematic and programming examples for controlling the modem in BASIC or assembly language. I can recommend this unit for those who do a moderate amount of telecommunicating. Its relatively low price far outweighs its shortcomings for these people. I'll give the Modem Pak a three-star rating on my four-star scale.

(Tandy Corp., available in Radio Shack stores nationwide, \$89.95)

— Cray Augsburg

ANALOG AND DIGITAL I/O PORTS

6809 Processor, ZK Eprom & 8K Static Ram.
Interfaces directly to I/O Port 48K Ram expansion board.

SINGLE BOARD 6809 CPU

Parallel 8 bit input & output for your CoCo, and Models 1, III, 4.

• MODULAR DESIGN FOR ADDITION OF MULTIPLE PORTS

SINGLE BOARDS (Requires 5V Supply)

I/O port kit (J107K)	\$35
A-D/D-A Interface (J202K)*	\$35
CoCo Adapter—required for CoCo (J110K)	\$15
5 Volt Power Supply (D100K)	\$25
Relay Array Kit (J027K)	\$32
*requires J107K I/O Port kit	
Stand Alone 6809 CPU Board (MX 90)	\$40
48 K Static Ram Board (MS 468)	\$50

COMPLETE SYSTEMS

DIGITAL MEMORY SCOPE—Converts the CoCo TV display into an oscilloscope screen. *Maximum Sample Rate . . . 10 khz.	
DIGITAL RECORDER and DELAY—Record and play back audio signals up to ten seconds. (S102M) \$169.00	
2716 EPROM Programmer—Programs and verifies from CoCo's memory. (S103M) \$149.00	

D & A Research
400 Wilson Avenue
Satellite Beach, FL 32937
305/777-7853

ARK ROYAL GAMES

NEW!!!!



BATTLE HYMN THE BATTLE OF GETTYSBURG

BATTLE HYMN The Battle of Gettysburg. Command Lee's army of 39 Divisions, including Stuart's cavalry brigades, and infantry division under the command of such famous names as Johnson, Heth, McLaws, Hood, Early and Pickett. Try to do what the real Confederates couldn't: destroy Mead's army at Gettysburg. New movement and turn structure; form lines, rally, limber and unlimber cannon, back-step, and do your best to outflank the Union line at Culp's Hill, Devil's Den or Big Round top. Historical, with an Ark Royal touch. Available also on the IBM PC (Tandy 1000). Graphics are hi res; game is machine language throughout. **\$29.00**



NEW!!!!

ADVENTURE ISLAND

ADVENTURE ISLAND (32K) Coco, disk only. Your plane has crashed on a deserted island and you must use all of your wits to stay alive. Beautiful half-screen picture graphics take you through jungle and beach in this fun-filled machine language adventure. Comes on two disks. **\$23.00**

Disk only! SAGA-THE SORCERER'S CURSE 32K 100% hi-res, 100% ML graphic adventure. Fantastic!—\$22

Disk only! REDSTAR 32K 100% hi-res 100% ML. Futuristic wargame involving NATO and the WARSAW PACT.—\$22

BARBAROSSA 64K 100% hi-res 100% ML game of the war in Russia 1941-1944. "A Blockbuster," says Hot Coco's Peter Paplaskas. Reviewed Jan. '86 Hot Coco.—\$25 (Tandy 1000)

D-DAY Our second 64K 100% hi-res 100% ML, this one dealing with the Allies invasion of France in 1944. Massive! No review date set yet.—\$23

PHALANX 32K 100% hi-res, 100% ML game of Alexander the Great. No review date set yet.—\$20

ANZIO 32K Semigraphic wargame. 1 or 2 players. Simultaneous movement. No review date set yet.—\$20

COMPANY COMMANDER 32K ML routines. Tactical squad level wargame set in WWII. 12 scenarios, add-on expansion modules. Dec. '85 Rainbow.—\$23 disk or tape

RIVER CROSSING 32K ML routines. A Company Commander add-on module, but you no longer need C/C to play it.—\$23

CINCPAC BATTLE OF MIDWAY 32K 100% hi-res 75% ML. The battle that turned the tide of war. Aug. '85 Rainbow.—\$20

ESCAPE FROM DENNA 32K ML routines. Semigraphic Dungeon adventure game. No review date set yet.—\$18

BATTLE OF THE BULGE 32K Semigraphic wargame. 1 or 2 players. Aug. '85 Rainbow.—\$15

BATTLE FOR TUNIS 32K Semigraphic wargame. 1 or 2 players. Sept. '85 Rainbow.—\$15

ACROSS THE RUBICON 32K Semigraphic wargame. Feb. '84 Rainbow.—\$15

WATERLOO 32K ML routines. Semigraphic wargame. Mar. '84 Rainbow.—\$15

KAMIKAZE 32K Hi-res graphic wargame. Apr. '83 Rainbow.—\$15

BOMBER COMMAND 32K disk, 16K tape. Semigraphic wargame. ML routines. Jan. '84 Rainbow.—\$10

GUADALCANAL 32K Semigraphic wargame. ML routines.—\$10



Prices on all programs include shipping to U.S., APO's, Canada. COD's (USA only) add 10%. Florida Residents add 5%. For disk version add \$2. All Orders shipped within 24 hours. Programs require Color Computer TM (Tandy Corp.) or TDP System 100 Computer TM (RCA). Many programs soon to be available on MS-DOS systems.

P. O. Box 14806
Jacksonville, FL 32238
(904) 786-8603

Interactive *Wishbringer* — A Stimulating Challenge

On a scale of one to 10, I'd give *Wishbringer* 9.95+ points. *Wishbringer* is an interactive fantasy — you interact with the program to create a story with many possible solutions. Unlike many Adventure games, which accept only two-word phrases (typically a verb and object), *Wishbringer* encourages you to talk to it in complete — even compound — sentences. Every aspect of this package has been carefully designed and implemented.

To enjoy this fantasy, you need a CoCo 2 with 64K of memory and a disk drive. Optional items include a second disk drive and a printer.

The object of this fantasy is to free the seaside village of Festeron of trolls, vultures and fortress-like towers. At the fantasy's beginning, you are a postal clerk, with the task of delivering a strange-looking letter to the local Magick Shoppe. When you succeed in reaching the shop, you learn that the proprietor's cat has been kidnapped by the Evil One. She asks you to rescue her cat, and in return she will give you a stone with magical powers — *Wishbringer*. Upon leaving the Magick Shoppe, you discover that the once quiet and peaceful village has become a battleground between the forces of good and evil. Only you, with the magical assistance of *Wishbringer*, can rid the town of its evil inhabitants.

The documentation supplied with this program is superb. The 25-page, color instruction manual contains the legend of *Wishbringer* and complete operating instructions. Suggestions are presented for the novice, and even a sample script is included to illustrate how the fantasy develops. Instructions are given to save a position in the fantasy and to restore to that point. Additional instructions allow you to send the actual script you create to the printer. Appendices describe system commands, list some recognized verbs, explain error messages (called *Wishbringer* Complaints), and present copyright and warranty information. Appendix G gives a brief biography of the fantasy's originator, Brian Moriarty.

But the documentation doesn't stop with the superb manual. Also included is a poster-sized postal map (also in color) of Festeron, showing the roads and identifying many of the buildings (but not the Magick Shoppe). A reference card summarizes much of the information presented in the manual. It also details a diagnostic procedure which will check if the story data are correct (complete and undamaged). (This allows you to determine whether a problem is hardware- or software-related.)

Still another piece of documentation is the sealed letter you are to deliver to the Magick Shoppe. You open this only when instructed by the fantasy to do so.

The packaging is excellent. In addition to the documentation, Infocom has included a warranty registration card (submitting this card gets you a complimentary subscription to the *New Zork Times* newsletter) and several pieces of advertising literature. One of these announces the availability of hints and maps for purchase.

Although I am past the age that is so fascinated with games, I really enjoyed doing this review. I was constantly challenged and frequently surprised as the fantasy evolved. The documentation left nothing to my imagination (except, of course, the fantasy itself). Response was quick, and often revealed the author's sense of humor.

(Infocom, available in Radio Shack stores nationwide, disk \$34.95)

— Jerry Oefelein

Formaker clean paperwork for business

Totally Menu Driven
Customize with company information
Complete "on screen" instructions

FORMS:	STORES:	FIGURES:
invoice	complete forms	quantity
quote	item list	list
purchase order	subquotes	net
mail order	letters	discount
confirm order	footnotes	subtotals
receipt	customer info	tax, etc.
SEPARATE CONFIGURE PROGRAM:	PRINTS:	
for company info	letterhead	
quote & inv. #	envelope	
w/auto sequencing	multiple copy	
auto date	emphasized	

\$49 32k ECB disc

"You have to look good to the customer . . . This program helps . . . by providing neat, well-prepared forms . . ."

The RAINBOW, May 1986

send for more information:

Challenger Software

42 4th Street
Pennsburg, PA 18073
Call (215) 679-8792 (Evenings)



Two-Liner Contest Winner . . .

Pick Me is rather interesting, but you'll have to type it in to find out what it does.

The listing:

```
5 CLEAR500: PMODE4, 1: SCREEN1, 0: PC
LS: DRAW"BM71, 108; C1; L4H4U12E28R6
4F28D12G4L4; BM92, 0; D65R64U64; BM1
84, 96; R15E5U7L12H8L15; BM80, 160; D
12U6R6U6D12R1C0R4C1U12R12D12L12R
13C0R16C1U12D6R6U6D12R1C0R4C1U12
D12R6U12D12R1C0R4C1U12F4E4D12"
10 N$="D12RD10RD8RD7RD6R12U7RU8R
U10RU12H4L12G4": K$="UEU2E2U2E2U2
R11D2F2D2F2D2F": FORY=88TO104 STE
P16: FORX=71TO155 STEP28: C=INT(Y/
104): Z=ABS(Y-192): DRAW"BM=X; , =Z;
C0; "+N$+K$+"BM=X; , =Y; C1; "+N$+"C=
C; "+K$: NEXTX: NEXTY: GOTO10
```

Tim Buck
Akron, OH

(For this winning two-liner contest entry, the author has been sent copies of both *The Rainbow Book of Simulations* and its companion *The Rainbow Simulations Tape*.)

Keep in Touch with Mailing List/Data Information

A number of mailing list programs, capable of storing addresses and printing on self-sticking labels have been available over the years. *Mailing List/Data Information* by Crockett Software, offers several unique features that make it attractive. It can store and sort a large number of addresses, store additional data for each address, sort by number or letter, and can rapidly search using key words or numbers.

My review copy of this program arrived on cassette tape which is easily converted for disk operation. I would strongly recommend disk operation because of the ease of computer/disk interaction versus the difficulty of storing and updating data on tape. The program requires a slight change in a statement (AO\$=DISK from TAPE) to convert to disk. The programmer did an excellent job in making the program so easily convertible.

Mailing List/Data Information contains two programs. The first, *PCEXT* must be run first if you have Extended BASIC to condition the computer. Then run *GEMLIST* which is the operating program. The program runs on 16K or 64K systems with or without Extended BASIC. The number of files available is limited by RAM size. Two hundred files are available for 64K.

The manual is well-written with good, easily followed instructions. It contains a useful appendix of states and commonly used abbreviations, a tapedisk routine for converting tape data files to disk and a merge program for combining two or more records.

On running the program, the user is given the option of creating records or loading recorded data. Input is in the form of a name, three address lines and three data lines. The name is entered with last name first, but a print option allows it to be printed first name first. Commas may not be used. One may use all or a part of the address lines. The data lines, which are not printed for labels, are useful for telephone numbers, occupation names or other descriptive information. This is particularly useful in the search routine where you can call out by address or data item.

The program locates records by I.D. number, name or any term used. It sorts files by file number, name or ZIP code. It also allows editing of all input for changes of address or any input data changes. Files may be reviewed at varying rates of scrolling.

Storing files is easily accomplished using the Record command. Retrieval is facilitated by an automatic DIR which displays stored filenames.

Printing can be for all addresses and data or addresses alone. When printing labels, the Address Only option is used. The program prints two self-stick labels across a page, or single labels. It also prints on one-inch or one-and-one-half-inch labels. One minor irritation was a printed statement following label printout of the number of labels printed, which wasted a label and upset the spacing for more labels. I eliminated that irritant by changing Line 66 in *GEMLIST*.

Need your plumber but can't remember his name? Locate the file with "Plumber" in the data. It would also be useful for Church or other organization mailing lists, small businesses (or larger ones), anywhere you want to file and maintain names, addresses, and pertinent data.

As far as program limitations are concerned, it will store up to 200 records for a 64K system. However you can maintain several 200 record files on a disk by simply using a different filename for each one.

I would recommend this program for maintaining your address and telephone files. It is the best that I have seen because of its speed and multifeatured capability, particularly the Locate and Sort capability.

(Crockett Software, P.O. Box 1221, St. Ann, MO 63074, tape or disk \$29.95)

— Mel Siegel

J & R ELECTRONICS

Complete 256K and 512K Memory Expansion Systems
(Hardware, Software and documentation included)
User friendly software, programmer not required

Easy, Solderless Installation

★ We have eliminated the necessity to piggyback for 512K versions! ★

RAMDISK — Fast disk I/O, 35/40 track (two RAM drives with 512K)
PCOPYMOR — More than 30 PMODE 4 screens in memory at once! PCOPY command modified to accept PCOPY 1 to 128. More than 70 PMODE 4 screens and PCOPY 1 to 302 with 512K versions (or 30 PMODE 4 screens with one RAMDISK).

SPOOLER — HUGE printer buffer for offline storage inside your computer while the printer's busy. Customizable from 30K to over 200K (500K with 512K versions). Buffer can be turned off/on copied using simple PRINT CHR\$ commands.

PAGER — Load multiple BASIC programs into memory at once! 8 (16 with 512K versions) pages of 32K with a PAGE command added to BASIC. Page PEEKs and POKEs access data in other Pages. 4 (8 with 512K versions) pages of 64K in 64K modes. Fully commented source code provided for this one!

Plus — Various utilities and demo's. Detailed documentation, programs, system memory usage, and a lot more included.

OS9 Ramdisk — Fast OS-9 disk I/O! 35/40 track single sided or 40 track double sided (512K) Ramdisk under OS9! GOOD's OS9 Ramdisk (Rainbow Feb '86) with fully commented source code and install files added by J&R. (Requires OS9 operating system)

ALL software above is configurable for 256K/512K operation.

Software shipped on disk, add \$10.00 for software on tape.

(OS9 RAMDISK not available on tape).

ALL boards below are 256K/512K capable, software & documentation included.

New SAM (74LS785) not included (use your 74LS783), 74LS785 recommended for 2.0 MHz operation.

Part number	Price	Description
#1001	\$39.95	Banker II bare board (with long pin socket, does not include memory Expansion Board)
#1002	\$69.95	Banker II bare board + parts (does not include Memory Expansion Board)
#1004	\$129.95	Banker II (256K, upgradable to 512K) assembled & tested with memory
#1005	\$169.95	Banker II (512K) assembled & tested with memory
#1006	\$15.00	Memory Expansion Board
#1007	\$29.95	Memory Expansion Board + parts
#9000	\$69.95	Down Under Controller. Ram Pack size controller with BDOS Gold plated, high reliability edge connectors, jumpers for 24/28 pin ROM. Compatible with COCO I and COCO II.
#9001	\$35.00	BDOS (Enhanced DOS on 27128 EPROM)
#9002	\$5.00	64K switch
#9003	\$19.95	Banker II software pack
#9004	\$24.95	New SAM 74LS785 (required only for 2.0 MHz operation)

To place an order, write to J&R Electronics, P.O. Box 2572, Columbia, MO 21045, OR call (301) 987-9067 or (301) 788-0861.

HOURS: Weekdays 7 p.m.-9 p.m.; Sat. Noon-5 p.m. EASTERN TIME.

Add \$4.00 shipping & handling (FOREIGN ORDERS \$7.00), COD charge \$3.00. Maryland residents add 5% state tax.

CHECKS, MONEY ORDERS OR COD's only please (personal check — 2 weeks for clearance). IMMEDIATE DELIVERY. Give COCO Radio Shack model # (i.e. 26-3136), Disk or Tape when ordering.

QUANTITY DISCOUNT AVAILABLE. For information on shipping or previously placed orders call (301) 788-0861. COCO II 26-31XX owners call (soldering experience may be required).

Visit the
CoCo Community Center
THE RAINBOW'S CoCo SIG
on
DELPHI

A2D Deluxe Joystick: What More Could You Ask?

The A2D Joystick is slightly larger than the standard CoCo joysticks I'm used to. It's about the size and shape of other deluxe joysticks on the market, which is to say just about right. It appears to be well and sturdily constructed. The firebutton has more "throw" than the run-of-the-mill model, and has a very positive action.

Unobtrusively tucked away on the bottom of the case are two small dial-type switches that control the modes of operation. A flip of a switch allows self-centering operation or free-floating operation. The two axes are controlled independently, so the horizontal can be free-floating while the vertical is self-centering (or visa-versa).

The mechanical trim adjustment for each axis is accomplished by way of two slide switch mechanisms located on the top of the case. These slides are stiff enough to prevent accidental adjustment. To test the operation of these trims, I wrote a short BASIC program to display the integer (zero to 63) returned by JOYSTK(0) thru JOYSTK(3), as determined by the positions of the horizontal and vertical axes of both joysticks. In the free-floating mode, centering the trim control allows the full range of zero to 63. Maximum trim adjustment shifts these values by approximately 23 (zero to 40 or 23 to 63). In the self-centering mode, the trim allows adjustment of the "position" returned to by the centering mechanism. The centering mechanism seems to be very precise. Once adjusted to a certain number with the trim adjustment, the centering always returns to that number.

Using the same program mentioned above, I tested the A2D against the common garden variety RS joystick. With the RS it was difficult to move smoothly one number at a time. It was also difficult to stop on a chosen number — I got the feeling that a sneeze two doors down might change the display from 39 to 40. With the A2D, however, one step at a time was a breeze. In free-floating mode I could stop on 39 and set the joystick down on the desk without affecting the display. This level of precision must be an advantage for any application. *CoCo Max* came immediately to mind. While I was not able to test it with *CoCo Max*, I'm certain the additional control offered by the A2D would be very helpful with a system which allows joystick control of the entire 256 by 192 Hi-Res screen.

A2D: what more could you ask of a joystick?

(Cinsoft, 2235 Losantiville Ave., Cincinnati, OH 45237,
\$27.50)

— Stanley Townsend

**See You at
RAINBOWfest-Princeton
October 17 - 19**

Master Disk — A Simple Program to Catalog Files

Master Disk assists in cataloging all your disk files. It requires 32K and is based on a program by Paul Selig in the December 1983 issue of *THE RAINBOW*. *Master Disk* will create, sort and save a disk library of filenames. It can hold up to 18 directories or 250 program names in a single file. Multiple files can be created so you can catalog all your disk files.

After correcting four bugs, I found this program easy to use, and it does its job well. The bugs were minor and probably caused by the author trying to strip out spaces, etc. I have reported these to the author and I'm sure they will be cleaned up by the time you read this review.

Master Disk is menu driven and provides good on-screen prompts. There are two menus. The main menu allows you to create a new directory or recall an existing directory. The activity menu allows you to add to file, find a selected program, review entire file, or save to disk. *Master Disk* will record the disk filename and extension and the disk name (up to nine characters) for each file.

Reports can only be printed to the screen. When looking at the screen reports, 10 files are displayed at a time.

There is no hard copy documentation with this program. There are enough on-screen instructions to satisfy that need. There is no information supplied with the program to indicate what size CoCo is needed.

If you are looking for a simple program to catalog disk files, then this may be the one. But you may be disappointed if you're looking for something that is sophisticated and has lots of features.

Master Disk is a freeware program, so the most you're out is postage if you don't like it.

(Bob's Software, P.O. Box 391, Cleveland, OH 44127, send
blank formatted disk and return postage)

— Michael Hunt

One-Liner Contest Winner . . .

Use the 'P' and the '@' keys to maneuver your racer around the course. Upon running the program, enter a number from one to 15 at the L prompt to enter the skill level (level one is most difficult).

The listing:

```
1 PRINTK"KM":INPUT"L";D:K=Ø:CLS:
PRINT@288,STRING$(192,46);:P=16-
D/2:C=1359:FORB=ØTOL:B=Ø:K=K+1:B
$=INKEY$:PRINT@48Ø+P,"#"STRING$(
D,46)"#":IFPEEK(C)=96THEN1ELSEPO
KEC,42:C=C+(B$="P")-(B$="@"):P=P
+RND(3)-2:P=P-INT(P/(28-D)):D=D+
RND(3)-2:D=D-INT(D/13):NEXT
```

Jeff Noyle
Georgetown, Ontario

(For this winning one-liner contest entry, the author has been sent copies of both *The Rainbow Book of Simulations* and its companion *The Rainbow Simulations Tape*.)

in the present Color Computer) and challenged the audience to imagine the resolution this would provide.

Steve Bjork is now the OS-9 database section leader on RAINBOW's CoCo SIG on Delphi. Welcome aboard Steve and thanks for the inspiring words.

"Sequential ASCII text files from Disk BASIC load into IBM PC editors without a hitch, although you have to add line feeds after each carriage return when using some editors."

Amiga, Apple IIe, Atari ST-520, IBM PC, Macintosh, Robotics and the VME bus were the buzz words at the OS-9 community

buffet Sunday morning at RAINBOWfest Chicago. What do all these computers have to do with OS-9? They will all run it soon! That's the word from James W. Moore Jr., the Coordinator of Technical Services at Microware. Bill told about 35 OS-9 aficionados the 68K world has not had an across-the-board operating system and Microware's OSK is the ideal candidate. Why?

"OSK gives you the ability to move software across many different machines," Moore said. "This will be great for software developers."

After mentioning all the new OSK ports, Moore turned the audience's attention to CD-I, noting that the applications we'll use everyday in our homes in 1988 haven't even been dreamed up yet. "The possibilities are staggering," he said.

And, how does this affect the Color Computer OS-9 user? "They'll be way ahead in the game," Moore said. "CoCo OS-9 gives them a gateway to the 68000 software used heavily by industry today. Since the 6809 and 68000 bear such a strong family heritage, it is very easy to port most applications from the 6809 to the 68000. Besides, the 6809 is the best and probably the last 8-bit processor. It is still an important product, but more importantly, it is a mature product. It has a lot of life yet."

Moore predicted as all these new OS-9 ports and systems appear, the programmer with CoCo OS-9 experience will have an

edge. Their knowledge is directly applicable. "There is a window of opportunity opening up," he said. "Go for it."

Bill Moore and User Group president Brian Lantz both called 1986 the year that OS-9, an underground classic for several years, hits the light of day. "We have seen a lot of interest from the press and the public in the past several months," Moore said. "Some are even naming OS-9 as a potential competitor to MS-DOS in the 68000 world."

With the world waking up to the wonders of OS-9, it's a shame that only 35 people were able to join Users Group members for the OS-9 Community Buffet. I hope to see you at the OS-9 Buffet during RAINBOWfest Princeton.

Getting the Words on Disk

Many people on the CoCo SIG and at RAINBOWfest Chicago have asked us to recommend a good word processor for use on OS-9. It's a personal choice and it depends on the hardware you are using. However, since problems seem to be popping up with many of the established word processors when they are used with some 80-column cards and Tandy's OS-9 Version 2.00.00, we'll offer a few thoughts.

If you are still using a standard issue CoCo without a hardware 80-column card, here's something you might want to think about. Why not use the *DeskMate* editor? Then, feed your file into the Shareware



MicroWorld

230 Moorestown Rd. Wind Gap, PA 18091
(215) 759-7662

Call or write for Price List

LOW PRICES ON 100% Radio Shack Equipment

(with full warranty)

New Slimline Drive 0 \$235.00

Slimline Drive 0 & 1 installed \$399.00

Prices subject to change!

Prices include shipping!

64K Extended \$145.00

Sakata 13" Monitor \$180.00

With monitor driver \$210.00

Multipack Interface \$ 75.00

DMP-105 \$159.00

DMP-130 \$275.00

Diskettes, any quantity, lifetime Warranty \$ 1.50

Tandy 1000 \$695.00

Quantities are limited!

10% off Computerware

10% off all Radio Shack Sale Items

15% off Radio Shack Hardware

20% off all Radio Shack Software

At Last — INTERCOMP SOUND presents:

PROFESSIONAL MIDI PRODUCTS FOR THE COLOR COMPUTER!

At InterComp our objective is to support Midi hardware/software for the Color Computer to the fullest. Within the next year or so you can expect a variety of products such as librarian/patch programs (Korg, Yamaha, Casio, etc. . .), graphics editor and system exclusive software. Don't go out and buy another computer for your MIDI system!!!! Our products are designed with the professional in mind, be it for studio, performance, home recording or music education. Here is the start of more to come!

COLOR MIDI CONNECTION — This interface plugs into the cartridge slot. It contains 3 Midi outputs, 1 Midi input, and a female connector for the disk controller (no Y-cable is required) \$98.00.

SYNTRAX 1.00 — With this sequencer you will quickly control your Midi system! Major features include: 16 polyphonic tracks, interactive editor, 30,000 bytes for note storage, independent repeats for any track, all midi channel control data (program changes, channel #, velocity, pitch wheel, etc.), int/ext sync for Midi drum machines (or another sequencer), programmable tempo, transposition, clefs, key signatures, chords, complex rhythms, use up to 4 disk drives, sequence chaining and linking, notes/Midi-events can be specified with a resolution of 1/384 note! Requires 64K, disk drive, COLOR MIDI CONNECTION — \$75.00.

SYNTRAX 2.00 — All the features of SYNTRAX 1.00 plus: real/step time record (notes, velocity, program changes, and controllers), input filtering, programmable split points, punch in/out anywhere, easy and quick editing of Midi data, supports J&R's 512K upgrade for a tremendous amount of storage for recording! \$125.00 (Customers that already have SYNTRAX 1.00 can upgrade to ver. 2.00 for \$50)

SYNLIB 1.0 — Expandable Multi-Instrument Voicing Librarian. Buy what you need, when you need it. Includes pull down menus, SYNTRAX 2.0 compatibility and ease of expandability to set up the studio instantly. Synlib with one librarian Module — \$45. Roland TR707/727 Lib. Module — \$20.00. Korg EX800 Lib. Module — \$20. Yamaha, Casio Lib. Modules Avail. soon!

Include \$3 for shipping (CODs add \$2). Residents of N.Y. state add sales tax. Mail check or money order to:

INTERCOMP SOUND
129 LOYALIST AVE
ROCHESTER, NY 14624
Phone: 716-247-8056

because it lets you perform physical input/output operations directly to a disk. Normally, you would be reading or writing to a directory or a file. When you append the commercial "at" sign (@) to a device, you are telling OS-9 that you want to treat the entire disk mounted in the drive as one logical file. And, since Logical Sector Number 0 is the first logical sector on any disk, *patch* looks at it as soon as it is called. Now let's look at the two script files.

Script File Number 1

```
m 0001
05
A0
/
q
```

Script File Number 2

```
m 0001
08
00
40
01
00
/
i 01B4 01FF 00
q
```

The first script file simply positions *patch*'s edit pointer to the second byte in the file. The 05 then replaces the 08 and the A0 replaces the 00. The slash (/) tells *patch* you want to exit the edit mode. The 'q' lets you exit from *patch*.

The second script file is used after the RAM disk contains the information from your floppy disk. First, it changes the second and third bytes back to 08 00, or 2,048 sectors. Then, it changes the number of sectors per track, 12 Hex, in the floppy, back to 40 Hex or 64 in the RAM disk and restores the number of bytes in the RAM disk allocation map to 0100.

The two additional changes are needed because when you backup the floppy to the RAM disk, Logical Sector Number 0 from the floppy disk is copied into Logical Sector

Number 0 of the RAM disk. If you didn't change it back, OS-9 would think the RAM disk was a 1,440 sector floppy disk.

The next to last line in the second script file restores the last part of the RAM disk's bit map to its original state. In *patch*, the 'i' means initialize. We are initializing, or clearing, each byte between 01B4 and 01FF to 00. Here's why.

The bit sector allocation map begins at 0100 on both the floppy disk and the RAM disk. The bit map from the 1,440 sector floppy disks ends at 01B3. We need to tell OS-9 that all the sectors beginning with sector number 01B4 are free and may be used by other files. We do this by clearing them. The same procedures work with any size floppy disk and any size RAM disk if you change the two script files to match the two disks you are working with.

OS-9 at RAINBOWfest Chicago

Congratulations to Steve Bjork of SRB Software in Simi Valley, California. Steve, who just last February received the "most improved attitude award" from the OS-9 Users Group when he finally started writing programs for OS-9, delivered the keynote address at the CoCo Community Breakfast, and much of his speech was about OS-9. He gave a sneak preview of the new "Model 13" from Tandy complete with slides of the two "Mickey Mouse" processors it reportedly contains. It looked like he shot them on location at Disneyland where he once worked.

Following his short audio-visual presentation, Bjork highlighted the progress the Color Computer has made, spotlighting the new 80-column cards, the Tandy Sound/Speech Cartridge and the Deluxe RS-232 Pak. Asked why he uses the RS-232 cartridge instead of the pseudo serial port on the back of the CoCo, Bjork replied that he doesn't do "bit banging."

He talked about selling computers to people who have never used one. "Some can't even use a hammer!" he said. "We need to make it easier for them to run a computer. I'm no different. When I want to write a

letter, I want to write a letter, not write a program to write a letter."

After mentioning the new hardware, Bjork revealed the secret of why Tandy has moved all its software production over to OS-9. "When you add all these devices, you need an operating system. Without OS-9, all you have is Microsoft BASIC. Besides, Microsoft doesn't know how to write an operating system. Just look at MS-DOS," he said, generating a round of laughter from the crowd.

"After much research, Tandy picked up a then relatively obscure operating system named OS-9," Bjork said. "Today they only support three operating systems: MS-DOS, OS-9 and Xenix. They needed an operating system to carry their software in case they changed their machine."

Bjork also praised the OS-9 programming languages, noting that they are almost completely bug free. Few operating systems manufacturers can say that today. Non-experienced users will find it much easier to use the CoCo in the future. He said the OS-9 based *DeskMate* was a step in the right direction, giving beginners a lot of easy-to-use functions at a reasonable price.

He sparked the imagination of the audience when he talked about the new CD-I standard recently introduced by Sony and Phillips. CD-I, which features interactive audio, video and computer data, is driven by a special version of OS-9. To get people thinking, he talked about a "bird book," telling the audience they would be able to give their CD-I based portable computers the location, time of year and a description of the mystery bird they were looking at. The computer could then return the name of the bird. He thought it might be possible to feed the sound of the bird into the computer and match it with the pre-recorded sound of the bird stored on the compact disk.

Bjork called CD-I an appliance computer and said it would give birth to entertainment disks beyond our wildest imagination. As a technical aside, he mentioned that the VDG chip in the CD-I players uses 100K of memory for each picture (compared to 6K

OS-9™ SOFTWARE/HARDWARE

SDISK—Standard disk driver module allows the full use of 35, 40 or 80 track double sided disk drives with COCO OS-9 plus you can read/write/format the OS-9 formats used by other OS-9 systems. (Note: you can read 35 or 40 track disks on an 80 track drive). Now updated for OS-9 ver. 02.00.00 **\$29.95**

SDISK + BOOTFIX—As above plus boot directly from a double sided diskette **\$35.95**

L1 UTILITY PAK—Contains all programs from Filter Kits Nos. 1 & 2 plus Hacker's Kit #, plus several additional programs. Over 35 utilities including "wild card" file cmds, MacGen command language, disassembler, disk sector edit and others. Very useful, many of these you will find yourself using every time you run your system. These sold separately for over \$85. **\$49.95**

SKIO—Hi res screen driver for 24 x 51 display; does key click, boldface, italics; supports upgraded keyboards and mouse. With graphics screen dump and other useful programs. **Now UPDATED FOR OS-9 Ver 2.0 \$29.95**

PC-XFER UTILITIES—Utilities to read/write and format ss MS-DOS™ diskettes on CoCo under OS-9. **\$45.00 (requires SDISK)**

CCRD 512K Byte RAM DISK CARTRIDGE—Requires RS Multipak interface, two units may be used together for 1MB RAM disk. OS-9 driver and test software included. **\$199.00**

All disk prices are for CoCo OS-9 format; for other formats, specify and add \$2.00 each. Order prepaid or COD, VISA/MC accepted, add \$1.50 S&H for software, \$5.00 for CCRD; actual charges added for COD.

**D.P. Johnson, 7655 S.W. Cedarcrest St.
Portland, OR 97223 (503) 244-8152**

(For best service call between 9-11 AM Pacific Time)

OS-9 is a trademark of Microware and Motorola Inc.
MS-DOS is a trademark of Microsoft, Inc.

experiments, you gain a practical tool and a knowledge of another facet of OS-9 at the same time.

This month, the desire to experiment was driven by the fact that I do not own 80-track double-sided drives but do own one of Tony DiStefano's brand new 512K Super RAM cards from CRC Inc. If I used the tricks I published in June with the 512K RAM Disk and double-sided 40-track drives, I would lose nearly 200K of fast RAM disk, not a viable alternative. I wanted to put every byte of the 512K RAM Disk to work.

Finally, one afternoon while plodding along the Mt. Vernon bicycle trail, I had a brainstorm. "Why not format the RAM disk to its full 512K capacity and then go in and change Logical Sector Number 0 to make the backup command think the RAM disk was the same size as the floppy disk. I could then do the backup quickly. After the backup command had finished its job, I could change Logical Sector Number 0 back to its original state and make OS-9 believe the RAM disk was full size. In real life, it wasn't quite that simple, but it worked.

We'll look first at Logical Sector Number 0. At the highest level, OS-9 communicates with many different types of hardware through a hierarchy of file managers, device drivers and device descriptors. An OS-9 module named IOMan, short for Input/Output Manager, manages the flow of information. To do this job, it relies on several subroutine packages designed to communicate with different types or classes of hardware.

The most used of these subroutine packages are SCF, short for Sequential Character Files, and RBF, for Random Block Files. SCF contains a set of routines designed to work with any hardware that sends or receives data sequentially. For example, a terminal sends one character at a time from its keyboard. Likewise, the printer receives one character at a time. SCF manages the flow of these characters to the modem, printer, terminal or any other serial device you have attached to the Color Computer.

However, floppy disks, hard disks and RAM disks behave differently — they send, receive and store information one block at a time. If you were to describe them academically, you would probably call them random-access or block-oriented mass storage devices.

The RBF module is intelligent enough to maintain the logical structure of every file stored on all random access devices. It sends and receives 256 bytes at a time to your hardware by using the proper device driver. However, RBF never needs to deal with the physical details of the read or write operation. The device driver keeps track of things like the physical track and sector address of all data on each disk. RBF only needs to worry about the logical sector number.

The first logical sector on a disk is Logical Sector Number 0. The number of the last logical sector is one less than the total number of sectors available on the disk. The

device driver, CCDisk in Color Computer OS-9, translates each logical sector number passed by RBF to the physical track and sector address.

RBF is generic and knows how to communicate with many different storage devices. But before it communicates, RBF must know what type of device it is talking to. To find out, it reads the information stored in Logical Sector Number 0 of the disk mounted in the device. During this read, the driver picks up a lot of information about the physical layout of the disk. Two of the most important details are the number of tracks on the disk and the number of sectors in each track.

This first logical sector is also known as the identification sector. The next logical sector contains the first part of a bit map, or allocation map, that may fill as many as 256 sectors on a large hard disk drive. This bit map tells OS-9 which sectors have already been used to store data and which may be used by additional files. The bit map in the 512K RAM disk we are going to modify just fills Logical Sector Number 1.

Following the bit map, you will find the root directory of the disk. When we modify Logical Sector Number 0 of our RAM disk to make it look like a floppy disk, we are changing the first four bytes in the sector. Later, after we have backed up the floppy disk to the RAM disk, we need to change the first six bytes back to their original state and rewrite part of the bit map. But first let's look at the information stored in Logical Sector Number 0.

During our experiment, we are going to change the value of the total number of sectors on the RAM disk to equal the total number of sectors on our floppy disk. If we

So to pull our first trick we must change the 00 08 00 to 00 05 A0. Since the first byte of each value is zero, we need only change the second and third bytes of each three-byte value.

While we are examining Logical Sector Number 0 of our RAM disk, we need to note two other values. We need to know the number of sectors per track and the number of bytes in the allocation map. When we look at the chart, we see that this information is stored at an offset of three and four bytes, respectively, from the beginning of the sector. During our examination, we'll notice that our 512K RAM Disk was formatted with 40 Hex or 64 sectors per track. We'll also see that our RAM disk has 01 00 Hex or 256 bytes in its allocation map. Jot this information down; we'll need it later.

We used the *patch* utility from Computerware's OS-9 Disk Fix and Utilities package to make the changes. Further, we put our input to *patch* in two script files and wrote a short procedure file to do the entire job for us. First, here is the procedure file.

```
load echo
echo Formatting Ram Disk Now
format /r0 >/nil
yDistro Ram Disk
echo Patching Ram Disk Now
patch /R0@ <script1 >/nil
echo Backing Up Disk Now
backup #90 /D0 /R0 >>/nil
yy
echo Restoring Ram Disk Size Now
patch /R0@ <script2 >/Nil
echo Enjoy Your New Super Ram
echo from Tony Distefano and CRC
unlink echo
```

Information Stored	Offset	Name in OS9Defs File
Number of sectors on disk	00	DD.TOT
Number of sectors on each track	03	DD.TKS
Number of bytes in allocation map	04	DD.MAP
Number of sectors in each cluster	06	DD.BIT
Root directory	08	DD.DIR
Owner's User Number	0B	DD.OWN
Attributes of Disk	0D	DD.ATT
Internal disk ID number	0E	DD.DSK
Number of sides and density	10	DD.FMT
Number of sectors per track	11	DD.SPT
Reserved space	14	DD.RES
First sector in boot file	15	DD.BT
Size of boot file	18	DD.BSZ
Time/date disk created	1A	DD.DAT
Name of Volume	1F	DD.NAM
Path Descriptor Stuff	3F	DD.OPT

look at Logical Sector Number 0 immediately after we format the RAM disk, we find the first three bytes are 00 08 00 Hex or 2,048 decimal sectors. That makes sense since $2,048 * 256$ equals 524,288 or 512K. On the other hand, our double-sided, 40-track floppy disk contains 1,440 decimal sectors. If you translate 1,440 to Hex you get 05 A0.

There are a couple of things you should notice in the procedure file above. First, we are patching something called "/R0@." And second, the device descriptor nil. The latter allows you to throw away the output of a program. It comes with Version 2.00.00 of OS-9 from Tandy.

The pathlist above, /R0@, is special

KISSable OS-9

Experimenting with RAM Disks

By Dale L. Puckett
Rainbow Contributing Editor

Progress has been plodding along at a snail's pace here at KISSable OS-9 headquarters. Our original \$499, 4K, 1979 "Model D" CoCo finally bit the dust and we were forced to lay out \$69 to replace it with a 16K CoCo 2. The 16K status didn't last long, however; about an hour after we picked it up, MOTD Editor Bruce Warner and I had installed 64K memory chips. I needed to get online fast because I was falling behind in the testing of all the new equipment/software now available to CoCo OS-9 aficionados.

One of the most exciting opportunities came from Fran McGee at Tandy who loaned us a 15-megabyte hard disk to use for a month or two. Next month, we hope to present an action-packed chronology of our adventures. This month, we follow up on the RAM disk experiments we presented in the June issue. We'll show you another trick that lets you do backups from a floppy and still use all the available space on the RAM disk.

Dale L. Puckett, who is author of The Official BASIC09 Tour Guide and co-author, with Peter Dibble, of The Official Rainbow Guide to OS-9, is a free-lance writer and programmer. He serves as director-at-large of the OS-9 Users Group and is a member of the Computer Press Association. Dale works as a U.S. Coast Guard chief warrant officer and lives in Alexandria, Virginia.

We'll be telling you about some of the information stored in Logical Sector Number 0 on all OS-9 disks. We'll also look at a CoCo/IBM data transfer utility package and feature a UNIX-like stat routine written in assembler for OS-9, a BASIC09 pretty printing program and a C program that adds a header to the standard *line.c* utility.

First however, we must pass along an addendum and a correction. Tom Roginski of Owl-Ware, P.O. Box 116-D, Mertztown, PA 19539, 800-245-6228, contacted us about the *Winchester* BASIC we described in the June issue. Al Reinhart, the program's author, sent us the information earlier this year. He called the program *WBASIC*. The proper name for the program is *Winchester* BASIC and you can buy it from Owl-Ware. The price is \$50 when you buy an Owl-Ware hard disk drive — \$75 when you buy it alone. We try to include the name and address of the vendor when we describe a program, but this one slipped through the cracks.

Turning to corrections, in May we gave you a really slick shortcut to use when you need to OS9Gen a new disk. Unfortunately, my fingers weren't listening to my mind and I typed the wrong command line. The command line should have read, `ls ! os9gen /D1 <ENTER>`. To use this tip, create a new directory. Then, copy or save the modules you want in the new OS-9 boot file into this new directory. Finally, use the CHD utility command to make the new directory, the current data directory and type the command line above. Of course, you must

have a freshly formatted disk loaded in Drive /D1 when you execute this command.

After developing and testing the procedures needed for this month's RAM disk experiments, I was surprised to receive a message from Dennis Skala on RAINBOW's Delphi CoCo SIG. He had taken a similar approach with his RAM disk.

"I read your June column with interest, especially the handstands you were doing while trying to get a floppy disk quickly copied to a RAM disk without losing a large chunk of the RAM disk's capacity. I went through a similar process when I first started using my RAM disk," Dennis said.

"I didn't think of formatting the floppies in a non-standard way. Rather, I rewrote the backup utility and removed the requirement that the drives have the same number of sectors. This means I can copy any type of disk to the RAM disk — single- or double-sided, 40- or 80-track. I wrote the new backup command so that the balance of the RAM disk in excess of the floppy's capacity remains free," Skala said. "I also picked up a bonus — I can now quickly backup a standard Radio Shack 35-track disk to one of my 40-track drives." You'll be happy to know that Skala has uploaded his new backup command to the OS-9 database section of RAINBOW's CoCo SIG on Delphi and it is available there for you to download.

One of the main reasons we publish these little experiments is to provide a practical project to share some of the details that make a complex operating system like OS-9 powerful. When you duplicate one of these

A nd even then you couldn't access as many CoCo goodies as you get in Public Domain Software Copying Company's special pre-selected package deals. Check it out:

1 TOOLS—4 disks, 62 files. Includes: Basic 64, BSearch, DiskTest, DOS64, DSBoot, Print-Dir, Recover, Romback, Romfix, Scrns51, Backup, Unlock, MultiBack, Spell & Fix Free Ware, Manual, Dict, Build, List, Append, Addword, Teleterm, Kermit, Superforth, 16KForth, Editor, 32KForth, Manual. **\$25**

2 GAMES—4 disks, 59 files. GAMES IN BASIC include: Gunner, Life, Poker, Bio Rhythm, Hangman, Go, Fractal, World 3D, Lovetrek, Nude, Star-trek, Reverse, Scramble, Pizza, FAST MACHINE LANGUAGE: Pong, Squash, Blockade, Germ, Grid, 3D-Tictac, Zerog, SIMULATIONS & ADVENTURE: Cave, Wargame, NORAD, KingTUT, arcyle, KingTUT, Icewar. **\$25**

3 MUSICA MANUAL & UTILITIES—4 disks, 80 files. Includes: AdDisplay, Boogie, Circus, Clowns, Hyden, JBGood, Sonata3, Straw, #3 Foggy, Funeral, Hardday, Joplin, Peanuts, Rock, Stranger, Camelot, Diamond, Fantasy11, Greengras, StarWars, Superman, RoofBeer, Ghos-Bust, Mash, 201, Stelmo, Balstar, Messiah, Raiders, Watermus, Toc-cata, Fuge, etc. **\$25**

4 GRAPHICON PICTURES—these pictures demonstrate the ability of the Color Computer to produce exciting art. Graphicon needed. Modifiable. **\$25**
4 disks.

5 PICTURE DISKS—2 disks, 35 files. Turn your CoCo into a Mac includes: McPaint, Icons, Epsn/DRV, Animate, Balloon, Hebrew, Typing, RSDMP/DRV, Animation Disk includes Rotate, Shuttle, Triangle, Glass, Star, Baseball, Donduck. **\$15**

6 FOR THE 059 OPERATING SYSTEM—2 disks, 20+ files. Includes programs from BASIC09, ASM and C: Finance, Clk, MathDemo.c, Bounce.c, rafDemo.c, Primes.c, WC.c. Six text adventures for 059 operating system. **\$15**

7 ALL THE ABOVE—**\$80**
*130 value.

ORDERS: Include full name, complete address, phone with area code (important!). Specify for CoCo. Include \$3 P/H per ord. Phone: credit cards only. Overseas: add 80¢ per disk U.S. postage. N.Y. include 8.25% tax, prepaid only. Canada: postal money orders, U.S. \$ only. We also have P.D. Software for Ms.Dos, CP/M. Catalogs: \$4. We sell 2 Drive Ms.Dos portable 512k, \$895. We are a copying service providing programs from Users Groups; corrections solicited. Please include \$2.40 handling with any returned (postal mangled etc.) disk. Content not warranteed.

The Public Domain Software Copying Company
(est. 1983)
33 Gold Street, New York City 10038
212/732-2565

SHACK UP WITH A LIBRARIAN

changes, subscripting and superscripting. For example, you could call for extended letters to type a title or heading and return to normal type for the body of text.

Print formatting commands change format settings in *PenPal* itself like margins, page lengths, line spacing, centering of text, right justification, page numbering options, form feed (new page) and wait after each page is printed. The only thing missing is page headers. These formatting commands permit changes to be made in the middle of the text. For example, you could change the left margin to indent a quotation or a list. When the quotation is entered, a formatting command is included to reestablish the original margin for the following text. If you don't like the default settings for the basic document, lead off with print formatting commands at the beginning of the document. Justification and page numbering choices would certainly be made there.

Write has a few limits. You cannot print out a book manuscript by queuing files as with *Telewriter* and *DynaForm*. It does not do mail merge. It lacks headers, footers and footnoting capability. But, most users will never miss these.

A final consideration is the way *PenPal* saves the text buffer. Like *DeskMate* and a bunch of non-CoCo programs, paragraphs are written into the buffer without delineation of lines within the paragraph. A carriage return character ends the paragraph.

The file on disk is in ASCII format, but apparently lacks the end-of-file designation BASIC expects. To read a file into a BASIC program, two things must be done. First, carriage returns must be inserted into long paragraphs to break them into segments short enough to fit into a BASIC string variable. This must be done by editing the file in *PenPal* and inserting carriage returns at the end of every second or third line on the screen. *PenPal* shows you where there are carriage returns in the document. Next, the file must be run through a BASIC program to save the text to a new disk file that handles the end-of-file properly. The following is an example of a program to do this.

The program simply opens an input and an output file as defined by the user. The directory for each drive used is displayed as a convenience. Strings are read in with `LINEINPUT#1,A$` and printed both to the screen, so one sees some action, and to the second file. One

```
4 CLEAR10000
5 CLS:PRINT:INPUT"DRIVE # INPUT
FILE";ID$:PRINT:ID=VAL(ID$):DIRI
D:PRINT:INPUT"INPUT FILE NAME";F
I$:IP$=FI$+"":ID$
10 OPEN"1",#1,IP$
12 PRINT:INPUT"DRIVE # OUTPUT
FILE ";OD$:PRINT:OD=VAL(OD$):DIR
OD:PRINT:INPUT"OUTPUT FILE
NAME";FO$:OP$=FO$+"":OD$
15 OPEN"0",#2,OP$
20 IFEOF(1)THEN CLOSE:END ELSE L
INEINPUT#1,A$
30 PRINTA$:PRINT#2,A$
40 GOTO20
```

would expect EOF(1) in Line 20 to detect the end of file and close both files. Since a proper end of file is lacking, the program ends with an IE Error which causes BASIC to close the files anyway. The output file will be a proper ASCII file that will load into a BASIC program or into *Telewriter*.

Though I am typing this in *PenPal's* Write, I will transport it to *Telewriter* for printing because I want headers on each page.

From this examination of the Write module, you can get the flavor of the rest of *PenPal*. The Calc, Database and Telecom modules each combine much more than minimum functionality coupled with some unique features. Each are easy to learn and use. Some operations like the screen update in the Write module and the recalculation in Calc are unusually fast while none seem especially slow. All are function key driven with a function key strip displayed or, in Graphit, displayable.

My overall impression was good at RAINBOWfest, and a full day with the package has reinforced that. The only problem that might be significant is in the file saving operation on a JDOS-formatted, 40-track disk. It seems to be wasting disk granules. Fewer granules are reported to be available than should be for the number reported used. For example, if I add up the granules used by the files on a 40-track disk, I find 19 of 78 granules used, but only 45 free. Fourteen granules have been lost somewhere. This problem appears to be associated with a 40-track disk formatted with JDOS since disk space all adds up on a 35-track disk formatted by Disk BASIC.

Next month I will discuss the other modules.

PenPal is available from Four Star Software, Box 730, Streetsville P. O., Mississauga, Ontario, Canada, L5M 2C2. Price is \$89.95 U.S. Canadian price is \$119.95. The program is also available from some U.S. dealers so check RAINBOW advertisements. ☺


Metric Industries



Model 101 Interface \$39.95

The Model 101 is a serial to parallel interface intended for use with a COCO and any Centronics compatible parallel input printer. The 101 has 6 switch selectable baud rates (300-9600). The 101 is only 4" x 2" x 1" and comes

with all cables and connectors for your computer and printer.



The Model 104 Deluxe Interface \$51.95

The Model 104 is a serial to parallel interface like the Model 101 but it has the added feature of a serial port (sometimes referred to as a modem switch). This feature allows the connection of a parallel printer and any serial device (modem, serial printer

etc.) to your computer. You may then select either output, serial or parallel, with the flip of a switch. The 104 is only 4.5" x 2.5" x 1.25" and comes with all cables and connectors for your computer. You supply the serial cable for your modem or other serial device.



Model 103 Combo \$68.95

With the turn of a knob the model 103 switches your computer's RS232C serial port to any one of 3 outputs — 2 serial and 1 parallel. The serial ports may be used for modems, serial printers or even another computer. The parallel port can

be used with any Centronics compatible printer. The 103 has the best features from the 101 and 102: color coded position indicator lights, 6 switch selectable baud rates, heavy anodized aluminum cabinet, and many more.



Model 102 Switcher \$35.95

The Model 102 has 3 switch positions that allow you to switch your computer's serial output between 3 different devices (modem, printers or another computer). The 102 has color coded lights that indicate the switch position. These

lights also act as power indicators to let you know your computer is on. Supplied with the 102 are color coded labels that can be applied to your accessories. The 102 has a heavy gauge anodized aluminum cabinet with non-slip rubber feet.



Cassette Label Program \$6.95

New Version 1.2-Tape transferrable to disk. Now save and load Labels from tape or disk.

This fancy printing utility prints 5 lines of information on pinfeed cassette labels. "Cassette Label" is menu driven and is very easy to use. It uses the special features of your printer for standard, expanded or condensed characters. Each line of text is automatically centered. Before the label is printed, it is shown on your

CRT — enabling you to make changes if you like — then print 1, 2 or 100 labels. The program comes on tape and it is supplied with 24 labels to get you started. 16K ECB required.



Other Quality Items

High Quality 5 Screw Shell C-10 Cassette Tapes **\$7.50 per dozen**

Hard Plastic Storage Boxes for Cassette Tapes **\$2.50 per dozen**

Pin Feed Cassette Labels
White **\$3.00 per 100**
Colors **\$3.60 per 100** (Red, Blue, Yellow or Tan)



THE 101, 103 AND 104 ALL REQUIRE POWER IN ORDER TO OPERATE. MOST PRINTERS CAN SUPPLY POWER TO YOUR INTERFACE. STAR, RADIO SHACK, AND OKIDATA ARE JUST A FEW THAT DO. EPSON DOES NOT. THE INTERFACES CAN ALSO BE POWERED BY AN AC ADAPTER (RADIO SHACK MODEL 273-1431 PLUGS INTO ALL MODELS). IF YOU REQUIRE A POWER SUPPLY, ADD A "P" TO THE MODEL NUMBER AND \$5.00 TO THE PRICE. (MODEL 101P \$44.95, MODEL 104P \$56.95 AND MODEL 103P \$73.95)

The Model 101, 102, 103 and 104 will work with any COCO, any level basic and any memory size. These products are covered by a **1 year warranty**.

The Model 101, 103 and 104 work with any standard parallel input printer including Gemini, Epson, Radio Shack, Okidata, C. Itoh and many others. They support BASIC print commands, word processors and graphic commands.

We manufacture these products. Dealer inquiries are invited.

To order call our 24 hour order line 513-677-0796 and use your VISA MASTERCARD request C.O.D. or send check or money order to:

Metric Industries
P.O. Box 42396
Cincinnati, OH 45242

Free shipping on orders over \$50.00. Ohio residents add 5.5% sales tax.
Orders under \$50.00 please add \$2.50 for shipping.

name); F3, Free; F4, Kill; and F5, Dir, are identical to Disk BASIC functions. The real fun begins with F6, Step, which changes the stepping rate of the disk drives and F8, Trks, which allows selection of 35- or 40-track drives. You need another DOS like ADOS, CDOS or JDOS to format disks to 40-tracks.

I ran into problems when I tried to set up a 40-track disk. I used JDOS to format a disk with 40 tracks and backup the *PenPal* program disk to it. I ended up with a 35-track disk probably because the file allocation table copied is for 35 tracks. Next I formatted another disk for 40 tracks and used JDOS to copy a number of files across. Part of each file was lost. Next I formatted a 40-track disk and placed it in Drive 1. I booted *PenPal* and checked available sectors on Drive 1. Free reported 73 granules rather than 78. I was able to load files into *PenPal* from the 35-track data disk and save them onto the "40-track" disk, but never recovered the five lost granules. More on JDOS 40-track format problems later.

Finally, from the Main Menu, F7 saves all current settings to a Config file. This way, when you boot *PenPal*, Drive I can automatically be the default drive. All current printer defaults are set as well.

As I mentioned before, the files pertaining to a particular application are listed under its name on the main menu. The extensions clue *PenPal* on what belongs where. For example, all files saved from Write and saved as ASCII files from other applications carry a WP extension. Move the cursor over a blank entry under the application to start a new file or over an existing file name to start editing. If a new file is chosen, you are asked for a filename.

Write is the word processor. One of the first things I noticed was the 32,510 byte text buffer. This holds a lot of text. Any article in this RAINBOW would fit. This compares with about a 12K buffer in *DeskMate*.

PenPal is much like *DeskMate* in cursor movement and editing methods. It supports block commands to delete, copy and move text. It also supports buried printer control commands with the ability to tailor these commands to your printer and save these codes to the Config file using F7 from the main menu. Nine commands are available, each with a toggle on and a toggle off form. While six come predefined for RS-DMP printers, you can change these for your printer. These are needed to provide for underlining, font

ACCESSIBLE APPLICATIONS

Getting in Touch with *Pen Pal*

By Richard A. White
Rainbow Contributing Editor

Many people I spoke with at the Chicago RAINBOWfest are very satisfied with *DeskMate*, considering it is a beginner's level program. But, the folks at Four Star Software aren't satisfied since they are selling *PenPal* to do the same things. James Norrie of Four Star gave me a demonstration and ended up selling a copy to me. The last thing I need is another program to do word processing, spreadsheets, databases, graphing and telecommunications. However, *PenPal* looked so good, I felt I had to give it a real workout and let you know what I found. *PenPal* requires a 64K CoCo with one disk drive. Two drives are better.

There needs to be two sets of standards when judging software of this type. One is the power and usefulness of the individual modules and the other is the value of the total package to the average user who doesn't want or need most of the bells and whistles in the more powerful, single-application packages. Let's look at each application in *Pen-*

Richard White lives in Fairfield, Ohio, and has a long background with micro-computers and specializes in BASIC programming. With Don Dollberg, he is the co-author of the TIMS database management program.

Pal, then make a judgment on the whole and look at the pieces more critically.

All applications use a common 51-character by 24-line screen in the high resolution graphics mode. Screen update is the fastest I have seen on the CoCo. One problem I have with *Telewriter* is that characters are lost when the wordwrap scrolls the screen and starts a new line. This has not happened on *PenPal*. The whole screen seems to move up one line as a unit and the word being wordwrapped goes to the left margin.

The top line of the screen displays a command line in reverse video. This is where things like the module name and current filename are displayed. The bottom two lines display a function key strip, again in reverse video. Up to 10 functions are displayed which are called by pressing the CLEAR key and a number together. Some applications have more than 10 functions in which case the F0 (CLEAR-'0') toggles the display of the alternate function key strip. Only those functions currently displayed by the function key strip can be called, but the alternate strip is easily toggled into view.

The five alternate functions are called by pressing SHIFT, CLEAR and the number key together. AF1 invokes a simple calculator that uses the com-

mand line at the top of the screen and does not interfere with the display for the application you are in. AF2 allows the user to change the printer defaults such as margins, page lengths, Baud rate and the like. The defaults are displayed one at a time in the command line at the top of the screen and pressing ENTER leaves the setting unchanged and moves to the next. This is much faster than loading graphics configuration screens and saving them as *DeskMate* does. You have the option of saving the new defaults from the main menu. In addition, the defaults are maintained as you move from application to application during a session.

AF3 toggles the screen background color between green and buff. AF4 calls the help file appropriate for the application and AF5 produces a directory of the default drive. AF12 exits an application without saving the file. What is key 12? It's the minus sign. CLEAR and the minus key (F12) will exit any function, application, or the program from the main menu.

When you LOADM *PenPal* and type EXEC, you see the main menu. It presents a five-part table headed by the application name with the names of the files listed below. The function key strip displays disk file functions. F1, Swap, changes the default drive. F2, Name(Re-

Listing 3: CHARGEN

300234
500181
END1

```
100 'CHARACTER GENERATOR TEST PR
OGRAM
110 CLEAR 100,&H3FFF
120 POKE &H413C,&H42
130 POKE &H413D,&H00
140 FOR I=&H4200+65*8 TO &H4200+
65*8+26*8-1
150 READ A: POKE I,A
160 NEXT I
170 FOR I=&H4200+32*8 TO &H4200+
32*8+7
180 POKE I,0
190 NEXT I
200 LOADM"CHARGEN",&H4000
210 DEFUSR0=&H4000
220 PMODE 4,1
230 SCREEN 1,0
240 PCLS
250 A$=CHR$(0)+CHR$(0)+CHR$(1)+"
TANDY"
260 B=VARPTR(A$)
270 A=USR0(B)
280 C$=CHR$(50)+CHR$(50)+CHR$(2)
+"COLOR COMPUTER"
290 B=VARPTR(C$)
300 A=USR0(B)
310 D$=CHR$(40)+CHR$(100)+CHR$(6
)+"SUPER"
320 B=VARPTR(D$)
330 A=USR0(B)
340 GOTO 340
350 DATA 16,40,68,68,124,68,68,0
360 DATA 120,36,36,56,36,36,120,
0
370 DATA 56,68,64,64,64,68,56,0
380 DATA 120,36,36,36,36,36,120,
0
390 DATA 124,64,64,120,64,64,124
,0
400 DATA 124,64,64,102,64,64,64,
0
410 DATA 60,64,64,76,68,68,60,0
420 DATA 68,68,68,124,68,68,68,0
430 DATA 56,16,16,16,16,16,56,0
440 DATA 4,4,4,4,4,68,56,0
450 DATA 68,72,80,96,80,72,68,0
460 DATA 64,64,64,64,64,64,124,0
470 DATA 68,108,84,84,68,68,68,0
480 DATA 68,100,84,76,68,68,68,0
490 DATA 56,68,68,68,68,68,56,0
500 DATA 120,68,68,120,64,64,64,
0
510 DATA 56,68,68,68,84,72,52,0
520 DATA 120,68,68,120,80,72,68,
0
530 DATA 56,68,64,56,4,68,56,0
540 DATA 124,16,16,16,16,16,16,0
550 DATA 68,68,68,68,68,68,56,0
560 DATA 68,68,68,40,40,16,16,0
570 DATA 68,68,68,68,84,108,68,0
580 DATA 68,68,40,16,40,68,68,0
590 DATA 68,68,40,16,16,16,16,0
600 DATA 16,56,84,16,16,0,0,0
```

CoCo's Best & Fastest Spreadsheet

RS-DOS VERSION

(WITH GRAPHICS)

Computer Systems Center
42 Four Seasons Center #122
Chesterfield, MO 63017
(314) 576-5020



OS-9
VERSION

Exclusively
from
Radio Shack
Stock No. 26-3275

Works with 80-Column Hardware

whether that pattern is a character or some other symbol.

Next month we'll be back with more CoCo assembly language topics. In the meantime, use those PCRs and move around a little! □

Listing 1:

```

    3E99      00100 *MOVE CHARACTER SUBROUTINE
    3E99      00110      ORG      $3E99
    3E99      00120 CHAR      RMB      1      RESERVE FOR CHARACTER CODE
    3E91      00130 SPEED     RMB      1      RESERVE FOR SPEED
    3E92 B6   3E99      00140 START  LDA      CHAR      GET CHARACTER
    3E95 F6   3E91      00150      LDB      SPEED     GET SPEED
  
```

Listing 2:

```

    00100 *
    00110 * WRITE TEXT ON GRAPHICS SCREEN PROGRAM
    00120 * INPUT: INPUT ARGUMENT POINTS TO STRING PAR BLK
    00130 * A$=CHR$(X)+CHR$(Y)+CHR$(SF)+"TEXT..."
    00140 * OUTPUT: OUTPUT ARGUMENT CONTAINS NEXT X, Y
    00150 *

    0000 BD   B3ED   00160 WTEXT JSR      $B3ED   CONVERT POINTER TO SPB
    0003 1F   00170      TFR      D,X      NOW IN X
    0005 A6   84     00180      LDA      ,X      GET LENGTH OF STRING
    0007 09   00190      SUBA     #3      ADJUST FOR X,Y,SF
    0009 25   3A     00200      BLO     WTE020 GO IF NULL STRING
    000B A7   8D 011D 00210      STA      CCNT,PCR STORE FOR LOOP CONTROL
    000F AE   02     00220      LDX     +2,X   GET STRING ADDRESS
    0011 EC   84     00230      LDD     ,X      GET XY
    0013 ED   8D 011A 00240      STD     XX,PCR STORE
    0017 A6   02     00250      LDA     +2,X   GET SF
    0019 A7   8D 0116 00260      STA     SF,PCR SAVE SCALE FACTOR
    001D 39   03     00270      LEAX   +3,X   BUMP PAST SF
    001F AF   8D 010A 00280      STX     TEXT,PCR STORE AS POINTER

    0023 A6   9D 0106 00290 *MAIN LOOP HERE
    0027 C6   08     00300 WTE010 LDA     [TEXT,PCR] GET NEXT CHARACTER
    0029 3D   00310      LDB     #8      8 BYTES PER CHARACTER
    002A E3   8D 010E 00320      MUL     CHTAB,PCR FIND OFFSET FROM START
    002E ED   8D 00FD 00330      ADDD   NOW POINTS TO CHAR
    0032 8D   19     00340      STD     CHAR,PCR STORE FOR OUTPUT
    0034 EC   8D 00F5 00350      BSR     WRITEC WRITE THIS CHARACTER
    0038 C3   0001 00360      LDD     TEXT,PCR GET TEXT POINTER
    003B ED   8D 00EE 00370      ADDD   #1      GET TEXT POINTER
    003D 8D   8D 00E9 00380      STD     TEXT,PCR STORE FOR NEXT ACCESS
    003F 6A   8D 00E9 00390      DEC     CCNT,PCR DECREMENT COUNT
    0043 26   DE     00400      BNE     WTE010 GO IF MORE CHARS
    0045 EC   8D 00E8 00410 *NO MORE CHARACTERS HERE
    0049 BD   B4F4   00420 WTE020 LDD     XX,PCR GET CURRENT X,Y
    004C 39   00430      JSR     $B4F4   CONVERT BACK FOR OUTPUT
    004E 00   00440      RTS

    004F 00   00450 *
    0050 00   00460 *WRITE A CHARACTER SUBROUTINE
    0051 34   02     00470 WRITEC LDA     YY,PCR GET CURRENT Y
    0053 86   08     00480      PSHS   A      SAVE FOR RETURN
    0055 A7   8D 00DB 00490      LDA     #8      8 ROWS PER CHARACTER
    0059 A6   8D 00D6 00500 *MAIN LOOP HERE
    005D A7   8D 00D4 00510      STA     SF,PCR GET SCALE FACTOR
    0061 A6   9D 00CA 00520 WRI010 LDA     WORK1,PCR SAVE FOR SET ROW SR
    0065 A7   8D 00CD 00530      LDA     [CHAR,PCR] GET ROW BIT PATTERN
    0069 8D   31     00540      STA     ROW,PCR SAVE
    006B 6C   8D 00C3 00550      BSR     SETROW WRITE A ROW
    006F 6A   8D 00C2 00560      INC     YY,PCR BUMP Y POINTER
    0073 26   EC     00570      DEC     WORK1,PCR DECREMENT SF COUNT
    0075 EC   8D 00B6 00580      BNE     WRI020 GO IF MORE EXPANSION
    0079 C3   0001 00590      LDD     CHAR,PCR GET ROW PATTERN PTR
    007C ED   8D 00AF 00600      ADDD   #1      BUMP ROW PATTERN PTR
    007F 6A   8D 00B9 00610      STD     CHAR,PCR SAVE FOR NEXT ROW
    0084 26   D3     00620      DEC     WCNT,PCR DECREMENT ROW COUNT
    0086 A6   8D 00A9 00630      BNE     WRI010 GO IF NOT 12
    0088 A6   06     00640      LDA     SF,PCR GET SCALE FACTOR
    008C 3D   8D 00A9 00650      LDB     #6      6 BITS PER ROW
    008E EB   8D 00A9 00660      MUL     COMPUTE X EXPANSION
    0091 E7   8D 009C 00670      ADDD   XX,PCR ADJUST X
    0095 35   02     00680      STB     XX,PCR POINT TO NEXT CHAR POS
    0097 A7   8D 0097 00690      PULS   A      GET ORIGINAL Y
    0099 B9   8D 0097 00700      STA     YY,PCR RESTORE Y
    009B 39   00710      RTS

    009C A6   8D 0091 00720 *SET A ROW SUBROUTINE
    00A0 34   02     00730 SETROW LDA     XX,PCR GET CURRENT X
    00A2 86   06     00740      PSHS   A      SAVE FOR RETURN
    00A4 A7   8D 008F 00750      LDA     #6      6 COLUMNS/ROW
    00A8 A6   8D 0087 00760 *MAIN LOOP HERE
    00AC A7   8D 0088 00770      STA     SF,PCR GET SCALE FACTOR
    00B0 6F   8D 0085 00780 WRI020 LDA     WORK2,PCR SAVE FOR EXPANSION OF X
    00B4 A6   8D 007E 00790      LDB     BIT,PCR SET BIT TO 0
    00B8 2A   04     00800      BPL     ROW,PCR GET REMAINING PATTERN
    00BA 6C   8D 007B 00810      BSR     GO IF 0
    00BE 8D   1B     00820      INC     BIT,PCR SET BIT TO 1
    00C0 6C   8D 006D 00830      BSR     PSET SET ONE BIT
    00C4 6A   8D 0079 00840      INC     XX,PCR BUMP X POSITION
    00C6 6A   8D 0079 00850      DEC     WORK2,PCR DECREMENT SCALE FAC
  
```

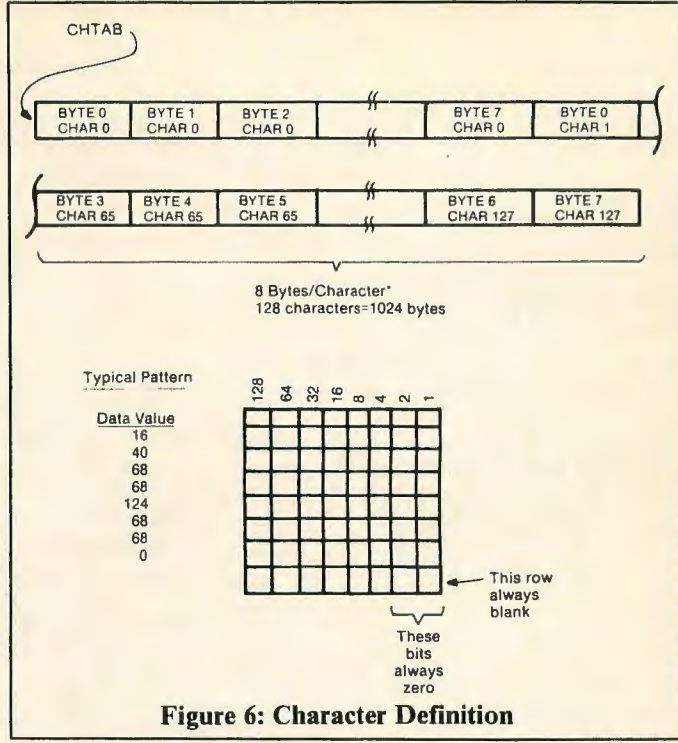


Figure 6: Character Definition

```

    00CA 26   E6     00920      BNE     SET020 GO IF MORE X BITS
    00CA 68   8D 0068 00930      LSL     ROW,PCR SHIFT BIT PATTERN LEFT
    00CA 6A   8D 0065 00940      DEC     CCNT,PCR DECREMENT COLUMN COUNT
    00D2 26   D4     00950      BNE     SET010 GO IF MORE COLUMNS
    00960 *ONE ROW DONE HERE
    00D4 35   02     00960      PULS   A      RESTORE X
    00D6 A7   8D 0057 00970      STA     XX,PCR FOR NEXT ROW
    00DA 39   00980      RTS

    00990 *
    00990 *PSET OR PSET SUBROUTINE
    00DB E6   8D 0053 01020 PSET  LDB     YY,PCR GET CURRENT Y
    00DF 86   29     01030      LDA     #32     32 BYTES PER ROW
    00E1 3D   0000 01040      MUL     FIND BYTE OFFSET
    00E2 C3   0000 01050      ADDD   NOW POINTS TO BYTE ROW
    00E5 ED   8D 0051 01060      STD     LOC,PCR SAVE FOR ACCESS OF BYTE
    00E9 E6   8D 0044 01070      LDB     XX,PCR CURRENT X
    00ED 86   29     01080      LDA     #32     THIS IS DIVIDE BY 8
    00EF 3D   0000 01090      MUL     QUOTIENT IN A
    00F1 1F   89     01100      TFR     A,B     Q NOW IN B
    00F3 4F   0000 01110      CLR    A      Q NOW IN D
    00F5 E3   8D 0043 01120      ADDD   LOC,PCR NOW POINTS TO ACTUAL BYTE
    00F7 ED   8D 003F 01130      STD     LOC,PCR STORE FOR ACCESS
    00F9 E3   8D 0043 01140      CMPD   #0      TEST FOR OUT OF PAGE
    00FB 24   2A     01150      BHS    PSET99 DO NOTHING IF OUT
    0101 1083 0000 01160      CMPD   #0      TEST FOR OUT OF PAGE
    0105 25   24     01170      BLO    PSET99 DO NOTHING IF OUT
    0107 E6   8D 0026 01180      LDB     XX,PCR GET CURRENT X
    0109 C4   07     01190      ANDB   #7      GET BIT POSITION
    010B 86   89     01200      LDA     #128   MS BIT FOR MASK
    010D 1F   0000 01210 PSET10 TSTB   TEST BIT COUNT
    010F 27   04     01220      BEQ    PSET15 GO IF FOUND
    0111 44   0000 01230      LSR    LSEQ   SHIFT MASK
    0113 5A   0000 01240      DEC    DECB   DECREMENT COUNT
    0115 29   F9     01250      BRA    PSET10 CONTINUE SHIFTING
    0116 6D   8D 001F 01260 PSET15 TST  BIT,PCR TEST BIT FOR 0 OR 1
    011A 26   07     01270      BNE    PSET20 GO IF 1
    011C 43   0000 01280      COXA   COMPLEMENT MASK
    011D A4   9D 0019 01290      ANDA   [LOC,PCR] RESET THE BIT
    0121 29   04     01300      BRA    PSET25 GO TO STORE
    0123 AA   9D 0013 01310 PSET20 ORA   [LOC,PCR] SET BIT
    0127 A7   9D 000F 01320 PSET25 STA   [LOC,PCR] STORE BYTE WITH BIT
    012B 39   0000 01330      RTS

    01340 *
    01350 *WORKING VARIABLES - COULD BE STACKED, BUT ...
    01360 CCNT RMB 1 * OF CHARACTERS TO DISPLAY
    01370 TEXT RMB 2 POINTER TO BASIC TEXT
    01380 CHAR RMB 2 POINTER TO CURRENT CHAR PAT
    01390 XX FCB -1 CURRENT X
    013A0 YY FCB -1 CURRENT Y
    013B0 SF RMB 1 SCALE FACTOR
    013C0 WCNT RMB 1 * OF ROW COUNTER
    013D0 WORK1 RMB 1 WORKING
    013E0 ROW RMB 1 CURRENT ROW BITS
    013F0 CCNT RMB 1 CURRENT COL COUNT
    01400 WORK2 RMB 1 WORKING
    01410 BIT RMB 1 CURRENT BIT
    01420 LOC RMB 2 BYTE CONTAINING BIT
    01430 *
    01440 *CHARACTER PATTERN TABLE. 8 ROWS/CHARACTER
    01450 *FOR 128 CHARACTERS-1024 BYTES.
    013C      0000 01520 CHTAB RMB 2
    0000      01530      END

    00000 TOTAL ERRORS
  
```


The effective address is therefore \$3E0C, the location of ARG1.

The other program counter relative instructions compute the address in the same fashion. Since PCR-type instructions don't contain an absolute address, they can be placed anywhere in memory and execute properly, even if they refer to locations inside the relocated program. The expense of using the PCR instructions is memory (PCR instructions are longer), more complexity and giving up a few other addressing modes (you can't use auto-increment addressing together with PCR, for example).

A Character Generator for Graphics Mode

To tie all of these concepts together, we've written a *Character Generator* program, shown in Listing 2. The program allows you to write any normal text character on the screen in graphics mode in upper- and lowercase. It also allows you to change the size of the characters. The program assumes you are in PMODE 4 (256 by 192, two-color mode), you are using graphics page one and you have a disk system.

The input parameters to the system take the form of a BASIC string. The first character of this string is the 'X' position representing the upper left-hand corner of the first character. The second character of the string is the corresponding 'Y' position. The third character is the size of the characters to be written on the screen, from one to 16. The remainder of the string is the text to be written. As an example, suppose that you wanted to write "This is a test" in the center of the screen. The height of text for a text screen is 12 pixels high and the width is eight pixels. However, character positions for this program are eight pixels high by eight pixels wide to allow packing 24 lines on the screen. The center of the screen is at X=128, Y=96. The input string looks like this:

```
ZZ$=CHR$(128)+CHR$(96)+CHR$(1)+"THIS IS A TEST"
```

The screen output looks like Figure 4.

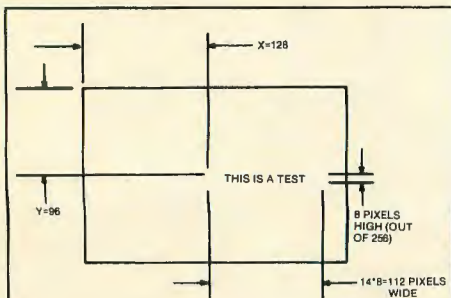


Figure 4:

Sample Character Generator Output

To change the size of the text, use another value in the third byte. This byte represents the magnification factor. To display characters 24 pixels high you'd have:

```
ZZ$=CHR$(124)+CHR$(99)+CHR$(3)+"This is larger text"
```

The ZZ\$ string variable string was used only as an example. Any string variable can be used, as long as it has the 'X' and 'Y' positions and magnification factor in the first three bytes. The sequence for calling the *Character Generator* uses the VARPTR function:

```
1000 ZZ$=. . .
1010 B=VARPTR(ZZ$)
1020 A=USR(B)
```

Of course, the program must have been relocated to protected memory and a DEFUSR done to define the start — all of the steps we described earlier. The program is relocatable, by the way, so that it can be used anywhere in memory you want to put it. Program counter relative addressing is used throughout the code.

Listing 3 shows a typical use of the *Character Generator* in writing sample text. The program must be on the disk in binary form (the output of an assembler). The program is relocatable and may be moved anywhere in RAM, but allow 318 bytes for the program. Change DEFUSR0 accordingly. The resulting display for this test driver is shown in Figure 5.

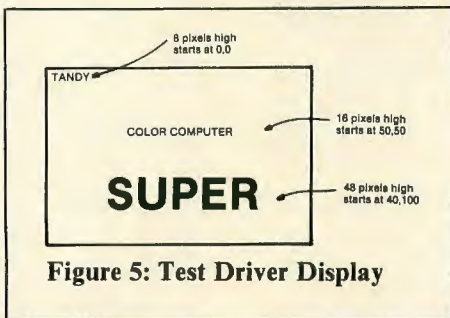


Figure 5: Test Driver Display

The program uses a 1,024-byte character pattern area called CHTAB, or Character Table. The address of this table must be POKE'd into locations \$13C and \$13D as shown in Listing 3. The Character Table can be directly after the *Character Generator* program, or may be anywhere else in memory. The first eight bytes in this table represent the pattern for an ASCII character of zero, the next eight bytes the pattern for an ASCII character of one, the 65th set of eight bytes represent the pattern for 'A', and so forth. You can fill in your own characters for ASCII codes not normally used in the Color Computer, such as codes zero through 31. Each set of eight bytes represents the eight rows that make up a character, as shown in Figure 6.


The BASIC test program shows the patterns for the uppercase alphabetic characters A through Z and for a space character. Fill in the remaining characters as the need arises. All 128 positions in the table can be used, and any symbols meaningful to you can be used. Don't forget that the "scale factor" allows an expansion of each pattern,

The Universal MacInker(s)TM are here

Re-ink any Fabric ribbon automatically for less than

5¢

Now one **Universal Cartridge MacInker (UC)** re-inks all fabric cartridges and one **Universal Spool MacInker (US)** re-inks all spools. We have **MacInker(s)** dedicated to specialized cartridges, zip pack, harmonica etc. Over 1000 printer brands supported. Use your **MacInker** to re-ink your dry, fabric cartridges (for less than 5 cents in ink) and watch the improvement in print-out quality. Our new, residue-less, lubricated, dot matrix ink yields a darker print than most new ribbons. Or get any of our basic ink colors: brown, blue, red, green, yellow, purple and use **MacInker** to create and/or Re-ink your own colored cartridges. We have uninked or colored cartridges for the popular printers and ribbon re-loads for any printer. Operation is extremely simple & automatic with new, twin drive electric motor that supports CW and CCW rotating cartridges. A good quality fabric ribbon of average length can be re-inked almost indefinitely. In our tests one re-inked Epson* 80 ribbon has outlived the estimated life of the print-head!! We receive consistent & similar feedback from our customers. As of August 85 we have over 40,000 MAC INKER(s) in the field, in 5 continents (220 V motors available). **MacInker (UC) is \$60.00.** Cartridge drivers are **\$8.50/ea.** We still have our first generation, dedicated **MacInker(s)** for most popular printers. Prices start at **\$54.95** with most units below \$60.00. **MacInker** has been reviewed, approved and flattered in most magazines and even in the NEW YORK TIMES and the CHICAGO SUN TIMES.



Universal Cartridge Mac Inker

Computer Friends

6415 S.W. Canyon Ct.
Portland, OR 97221
(503) 297-2321

Order toll free 1-800-547-3303 or ask for free detailed brochure. Dealers inquiries welcome.

*EPSON is a trademark of EPSON CORP.

Assembly language:

```

START JSR $B3ED      point to block
      TFR D,X        get 45
      LDA ,X         get 233, etc.
      LDB 1,X
      .
    
```

Is this really better than just assigning a block of protected memory for the parameter block? Probably not, but it is an alternative method.

VARPTR is handy, though, when working with strings. If VARPTR is used to find the location of a string, it returns not the address of the string, but the address of a five-byte string parameter block as shown in Figure 3. The third and fourth bytes of this parameter block (+2 and +3) point to the location of the string itself. If this string address is used in the assembly language subroutine, it must again be converted to an integer value in D by a JSR \$B3ED as shown here:

BASIC:

```

100 A$="COLOR COMPUTER"
110 B=VARPTR(A$)
120 DEFUSR0=&H3E00
130 A=USR0(B)
    .
    .
    .
    
```

Assembly language:

```

START JSR $B3ED      convert to integer address
      TFR D,X        X now points to string
    
```

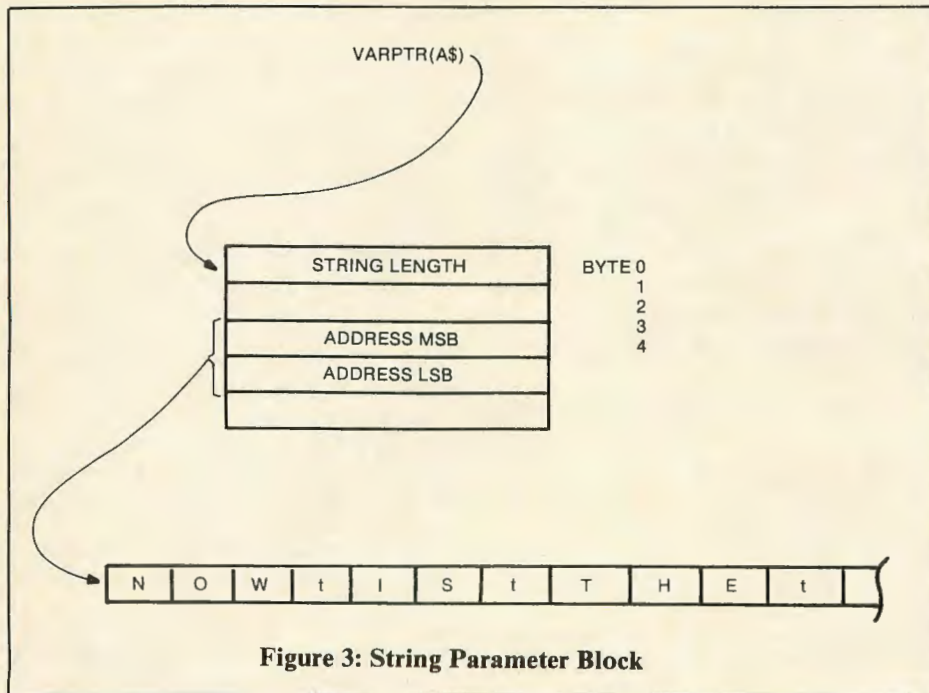


Figure 3: String Parameter Block

Relocatability

In our examples and in last month's column, we assumed for the most part the machine language code generated and stored in DATA statements started at a fixed location — &H3E00 in our examples. A typical assembly language program can't be stored and executed just anywhere in memory. Let's see why.

Suppose we had a program that referenced a parameter block at the beginning of the program area, something like this:

```

3E00 00 00100 XPOS FCB 0 for x position
3E01 00 00110 YPOS FCB 0 for y position
3E02 B6 3E00 00120 START LDA XPOS get X position
3E05 F6 3E01 00130 LDB YPOS get Y position
    
```

You can see that the LDA and LDB assembled as "extended" addressing types of instructions. Each instruction consists of a one-byte operation code (\$B6 and \$F6) followed by a two-byte address (\$3E00 and \$3E01). What would happen if this code were incorporated into DATA statements and then moved to the \$4000 area? The result would look like this:

```

4000 00 00100 XPOS FCB 0 for x position
4001 00 00110 YPOS FCB 0 for y position
4002 B6 3E00 00120 START LDA $3E00 get X position
4005 F6 3E01 00130 LDB $3E01 get Y position
    
```

Although the locations in which the instructions were stored changed, the references were still to \$3E00 and \$3E01. Obviously, when this program was executed, A was loaded with the contents of location \$3E00 and B with the contents of location \$3E01 instead of the new locations at the beginning of the program, \$4000 and \$4001.

This problem occurs for all references to data locations inside the program, but not to external fixed areas. If there were a parameter block at memory area \$5000, for example, an LDA \$5000 would be valid

in which the effective address for the branch is computed by adding the contents of the program counter to a displacement value within the instruction. Look at this program:

```

3E00 00100 ORG $3E00
3E00 7E 3E05 00110 FIRST JMP NEXT
3E03 00 00120 FCB 0
3E04 00 00130 FCB 0
3E05 20 F9 00140 NEXT BRA FIRST
      0000 00150 END
    
```

This program doesn't do anything; it's a infinite loop. It does illustrate jumping on branching, however. The JMP NEXT instruction assembles with a jump location (after the 7E op code) of 3E05. The BR FIRST, though, does not use an absolute address. Instead, it uses a displacement value of F9. When this displacement value is added to the contents of the program counter, the result is the branch address. The program counter always points to the next instruction after the current one being executed, in this case, at \$3E07. Adding \$3E07 and \$F9:

$$\begin{array}{r}
 \$3E07 \\
 + \$FF9 \\
 \hline
 \$3E00
 \end{array}$$

The displacement value is "sign extended" to the left, which must be done for negative displacements of \$FF through \$80 (indicating branches backwards). Positive displacements of \$00 through \$7F (indicating branches forward) may be added without sign extension. In any event, the result is the jump address of \$3E00. The BRA FIRST could have been replaced with a JMP FIRST instruction, but this instruction would have used three bytes instead of two bytes and not have been relocatable.

There's a way to make all instructions relocatable. It's a special addressing mode called "program counter relative." An example is shown here:

```

3E00 00100 ORG $3E00
3E00 A6 8D 0008 00110 LDA ARG1,PCR
3E04 E6 8D 0005 00120 LDB ARG2,PCR
3E08 6E 8D 0002 00130 FIRST JMP NEXT,PCR
3E0C 00 00140 ARG1 FCB 0
3E0D 00 00150 ARG2 FCB 0
3E0E FD 0000 00160 NEXT STD BOTH
3E11 86 01 00170 LDA #1
    
```

The machine language assembled for the LDA ARG1,PCR starts off with an op code of A6, followed by an addressing mode byte of 8D. The addressing mode byte is used by the 6809 to determine how the address should be computed. In this case, the effective address is computed by adding the contents of the program counter to the displacement value of 0008, found in the third and fourth bytes of the machine language. The program counter points to \$3E04 at this point so:

$$\begin{array}{r}
 \$3E04 \\
 + \$0008 \\
 \hline
 \$3E0C
 \end{array}$$

the D register to an integer value and returns it in the variable used on the left side of the JSR call.

Here's a simple example of the whole process. The assembly language subroutine adds one to an input argument and returns the incremented value. It's a useless subroutine, but it'll give you a better idea of how the process works.

```

00 'TRIVIAL AL SUBROUTINE
10 CLEAR 1000,6H3DFF 'protect memory
20 CLS
30 FOR I=6H3E00 to 6H3E09 'move mach lang
40 READ A: POKE I,A
50 NEXT I
60 DEFUSR0=6H3E00 'define start of ml
70 INPUT "VALUE=";V 'input value
80 V = USR0(V) 'call al subroutine
90 PRINT "VALUE NOW"; V 'return and print
00 GOTO 170 'loop
10 DATA 6HBD,6HB3,6HED,6HC3,6H00,6H01
20 DATA 6HBD,6HB4,6HF4,6H39

```

The assembly language code for this is:

```

1000 BD B3ED 00100 JSR $B3ED 'convert input
1003 C3 0001 00110 ADDD #1 'bump by one
1006 BD B4F4 00120 JSR $B4F4 'reconvert
1009 39 00130 RTS 'return

```

As you can see from the assembly language program, the only processing actually done in the program is to add one to the contents of the D register. The first JSR converts the input argument (found in variable V in the BASIC program) to a value in D. The second JSR reconverts the contents of D (now V plus one) to variable V for output. The RTS, of course, just returns to BASIC.

Packing Arguments

Although only one integer value is allowed, there's no reason several arguments can't be packed into that single value. Suppose you have an assembly language subroutine to move a character around the screen. The inputs to the subroutine would be the character and the speed of movement. These two arguments could be packed into the single 16-bit integer value of the USR call by doing this:

```

100 'MOVE CHARACTER SUBROUTINE
110 CLEAR 1000,6H3DFF 'protect memory
120 CLS
130 FOR I=6H3E00 to 6H3E0X 'move mach lang
140 READ A: POKE I,A
150 NEXT I
160 DEFUSR0=6H3E00 'define loc'n of al
170 INPUT "CHARACTER=";C$ 'input character
175 INPUT "SPEED (0-255)=";S 'input speed
176 CLS
180 A = USR0(ASC(C$)*256+S) 'pack two arguments
200 GOTO 170 'return here

```

The character is converted to an eight-bit ASCII code by the ASC(C\$). It is then packed into the most significant byte of the input argument by the ASC(C\$)*256. The speed is also an eight-bit value and is in the least significant byte of the input argument. In the assembly language subroutine, the two arguments appear in the D register as shown in Figure 1, after they have been converted by a JSR \$B3ED.

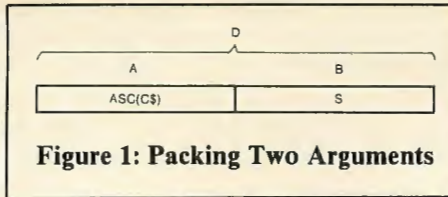


Figure 1: Packing Two Arguments

This same scheme of packing multiple arguments can be used for input and output to pack as many as 16 single-bit arguments into the input or output parameter. On the input side, the arguments are packed by multiplying the value by a power of two so that it's shifted left and adding in other arguments. On the output side, the arguments are unpacked by ADDing and then dividing by the same power of two. Some examples are given in Figure 2.

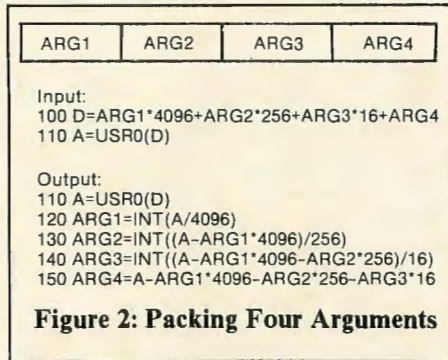


Figure 2: Packing Four Arguments

Parameter Block

Another way of passing multiple arguments to and from an assembly language subroutine is by a parameter block. The parameter block is a special area in memory set aside to hold input and output arguments. A simple example of this is shown in Listing 1, which is the partial assembly language listing of the move character subroutine. The first two bytes of the subroutine are reserved for the character and speed input parameters. The actual subroutine starts at &H3E02 rather than &H3E00.

The BASIC code for calling this subroutine is:

```

100 'MOVE CHARACTER SUBROUTINE
110 CLEAR 1000,6H3DFF 'protect memory
120 CLS
130 FOR I=6H3E00 to 6H3E0X 'move mach lang
140 READ A: POKE I,A
150 NEXT I
160 DEFUSR0=6H3E00 'define start of al
170 INPUT "CHARACTER=";C$ 'input character
175 INPUT "SPEED (0-255)=";S 'input speed
176 CLS
180 POKE 6H3E00,ASC(C$) 'poke character value
190 POKE 6H3E01,S 'poke speed value
200 A = USR0(0) 'go to al subroutine
200 GOTO 170 'return here

```

The USR call uses dummy arguments rather than packing the two input parameters into a single argument. The two input parameters are stored in &H3E00 and &H3E01 by two POKEs. As long as the input parameters are byte values (zero to 255), the POKEs work fine. The assembly language subroutine does not make a call to \$B3ED, as there is no argument to convert. It simply

picks up the first argument from &H3E00 (character) and puts it into A and the second argument from &H3E01 (speed) and puts it into B.

This concept can be used to pass any number of arguments. Just allocate a large enough chunk of memory to accommodate all of the input and output arguments and then do POKEs before the subroutine is called and PEEKs after the subroutine is called to access the arguments.

It's important to note that the parameter block holding input and output arguments must be in a protected portion of memory. Any address greater than the CLEAR address can be used, and the parameter block can be before or after the actual subroutine. Don't forget to specify the actual starting address of the subroutine, rather than the start of the parameter block, if the parameter block is located before the subroutine.

Using VARPTR

The VARPTR function in BASIC is also handy for passing parameters to assembly language subroutines. The VARPTR function returns an address to a specified variable. Suppose that you had a variable called AA. This code:

```

100 AA=3
110 B=VARPTR(AA)
120 PRINT PEEK(B),PEEK(B+1),PEEK(B+2),PEEK(B+3),
PEEK(B+4)

```

prints 130, 64, 0, 0, 0. Where's the 3? That's a long story.

You'd expect to see a zero byte followed by a three byte, representing a binary integer number of three. However, Color Computer BASIC variables are always a "floating-point" format, even when you are working with integer limits, such as PEEKs and POKEs. The 130, 64, 0, 0, 0 represents a power of two equal to 130 minus 128 and a fraction of 0.11000000. The result is the power of two (2 squared or 4) multiplied by $(\frac{1}{2} + \frac{1}{4}) = 4 \times (\frac{3}{4}) = 3$. This is not the easiest way to represent numbers, and it would be very tedious to have to convert to this floating-point format every time you wanted to pass parameters to assembly language. The floating-point representation is why the JSR \$B3ED and JSR \$B4F4 are used to convert and reconvert variables passed to and from assembly language subroutines.

There's nothing that says that a dummy variable cannot be used to store parameters, however. This code stores 100, 45, 233, 15 and 37 in the location of dummy variable AA. The location of the dummy variable AA is then passed to the assembly language subroutine. However, the assembly language subroutine must still go through the "convert" subroutine to get a 16-bit address value in D to point to dummy variable AA.

BASIC:

```

100 AA=0
110 B=VARPTR(AA)
120 POKE B,100: POKE B+1,45: POKE B+2,233: POKE B+3,15:
POKE B+4,37
130 DEFUSR0=6H3E00
140 A=USR0(B)

```


More Interfacing Tricks for Assembly Language and BASIC

By William Barden, Jr.
Rainbow Contributing Editor

Last month we described the elementary steps in tying together short assembly language subroutines with a BASIC program. Although assembly language is a more difficult language in which to write computer programs, it offers one big advantage over BASIC and other "high level" languages — speed. There are many things that can be done in assembly language that just cannot be done in other languages. In the last column we suggested you start using assembly language by interfacing, or joining together, short assembly language subroutines to improve your BASIC program's efficiency.

We discussed the difference between assembly language and machine language — machine language is made up of the binary data the 6809 recognizes as part of its instruction set while assembly language is a more English-like representation of instruction mnemonics. The assembly language form is translated into machine language by a program called the assembler, typically the Radio Shack *EDTASM+* assembler.

We also described some assembly language programs and mechanisms to interface them to BASIC. The BASIC statement that

Bill Barden has written 27 books and over 100 magazine articles on various computer topics. His 20 years experience in the industry covers a wide background: programming, systems analyzing and managing projects ranging from mainframes to micro-computers.

defines where in memory the assembly language code resides is `DEFUSR`, as in `110 DEFUSR = &H3E00`. The BASIC statement to actually make the jump is `USRn`, as in `180 A = USR0(0)`. Each assembly language subroutine must have an ending `RTS` instruction, which acts like a BASIC `RETURN` statement, returning to the point just after the `USR` call.

Before an assembly language subroutine can be used, however, the memory area in which it is to reside must be protected by a BASIC `CLEAR` statement, as in `110 CLEAR 1000,&H3DFF`. This prevents BASIC from overwriting the machine language bytes as it stores data such as strings and its own internal variables. The machine language code making up the assembly language subroutine is moved into this protected area by loading a machine language program from disk or cassette, or by reading `DATA` statements in BASIC and doing a series of `POKEs`. We chose the `POKE` route for our examples.

The `USRn` statement in BASIC has an argument in it that represents an integer value. A single integer value can be passed to the assembly language subroutine by this argument in a statement such as `180 A = USR0(1000)`, which passes the value of 1,000. The assembly language subroutine may pass an argument back by the `USR`. The argument is returned in the variable on the left side of the `USR` statement; in this example, Variable A contains the result. However, it's perfectly all right to pass no arguments

and to use dummy variables in the `USR` statement.

We'll continue with more tricks in interfacing assembly language with BASIC in this column.

Passing Multiple Arguments to AL Subroutines

The argument passed to an assembly language subroutine must be an integer argument — a numeric expression, variable, or combination that can be resolved down to the value of -32768 through +32767. Here are some typical `USR` calls:

```
100 A = USR0(10000)
200 VX = USR1(AC)
300 AN = USR4(10000 - ZT)
```

Passing One Argument

In the assembly language subroutine itself (as we saw last month), the code must do a `JSR $B3ED` to convert the input argument to a 16-bit value in the D register (the A and B accumulators). After this is done, the assembly language subroutine can use the input argument as required — to define a delay, to point to a work area, to define a character, or any other application.

To pass an argument back to BASIC, a `JSR $B4F4` is done in the assembly language code. This converts an output argument in

he CD interface. The article also said that OS-9 operating language will be used in these interfaces. Have you heard about this or is it just another rumor?

Jim Casselman
Goodfellow AFB, TX

Jim, the 68000 microprocessor and Microware were the hot subject of discussion at the last RAINBOWfest. Microware has been awarded a contract to develop the operating system for Phillips and Sony, the two pioneers in Compact Disc technology. It seems to be the next major breakthrough in storage media. I can't wait to see one.

Device Overload

• I have a 64K Color Computer 1 with a J&M disk drive system and a DCM-5 Auto/Answer modem. How does one operate a disk controller, a DS-69A Digitizer, a CoCoMax joystick port and an RS-232C Deluxe Pak all at once? It is all on one switch, and obviously it would be very difficult to switch to each slot. This leaves the option of switching using software.

Jeff Wozniak
Apply Valley, MN

Even though you can both hardware- and software-select a Multi-Pak slot, the address and data lines are connected to the device at all times, Jeff. This means by adding address decoding circuitry to the accessories you mention, they can all be resident at the same time. Remember, the CoCo can switch between these devices about 250,000 times a second.

Nonexistent Clock Signal

• I recently purchased a VIC 1525 graphics printer by Commodore. It resembles the DMP-100 printer by Radio Shack.

I would like to use the 1525 with my CoCo. Can it be done? What wiring configuration do I make to connect serial I/O ports?

Philip Tack
Worthington, PA

Philip, according to the diagram you sent us, the VIC 1525 requires a clock signal from the computer. This signal is not present on the CoCo serial port.

Disk Drive Debate

• I am debating buying a hard disk or a floppy disk drive. How compatible is an Amdek hard disk with the software on the market, and how much extra storage does it have?

Byron Fast
Kleefeld, Manitoba

Byron, I am not aware of an Amdek hard disk. I do know that Amdek makes a 3½

inch floppy disk. It is the same as a 5¼ inch floppy disk, except it is packaged a little differently. It has the same storage capacity. I would recommend you have at least one 5¼ inch disk drive in your system.

New VDG for Older CoCos

• The CoCo has an MC6847 Video Display Generator (VDG) that is less than perfect. Motorola has designed a new VDG, the MC6847T1, which will soon be released for full production. What does it do? It makes clearer symbols, changes the 'o' from square to circular, adds a slash to the zero and gives lowercase with descenders. The MC6847T1 has a data latch 74LS273 and a buffer 74LS244 on board.

How can you use it? Find the VDG (MC6847T1) when released. Remove the 74LS273 from the circuit board and jumper the socket so the lines go straight through. Use two sockets (40 pin) to make a jumper socket for the VDG. Jumper the data lines 3 through 8. Connect pin 10 to pin 25 with a 2.5K ohm resistor. This allows pseudo colors. Connect pins 12, 17 and 24. This disables the I/O lines not used by the CoCos. This is the area that replaces the 74LS244 (buffer). It would require extensive wiring to use it. Connect pin 13 of the VDG to pin 11 of the 74LS273 socket. This is the RAS signal and it stabilizes the output. Connect an SPDT switch by connecting one side to pin 1 of the VDG, center to pin 31 of the VDG, and the other side to pin 31 of the VDG socket. Make sure pins 12, 13, 25, 26 and 31 are not connected through to the circuit board side.

What happened to the lowercase? This is caused by a ROM text screen 0 reset; to disable it use POKE 359,57. The only problem with this poke is that if you are running a graphics program and have an error in it, the text screen does not come back with the error message. You must enter text screen. Next enter POKE 65314,X.

If X is:	Text is:
0-7	Black letters on green uppercase and reverse video.
8-15	Red letters on orange uppercase and reverse video.
16-23	Black letters on green uppercase and lowercase.
24-31	Red letters on orange uppercase and lowercase.
32-39	Light green letters on dark green uppercase and reverse video.
40-47	Orange letters on red uppercase and reverse video.
48-55	Light green letters on dark green uppercase and lowercase.
56-63	Orange letters on red uppercase and lowercase.
64-71	Dark green letters on light green uppercase and reverse video.
72-79	Red letters on orange uppercase and reverse video.

80-87	Black letters on light green with light green border uppercase and lowercase.
88-95	Red letters on orange with orange border uppercase and lowercase.
96-103	Light green letters on dark green uppercase and reverse video.
104-111	Orange letters on red uppercase and reverse video.
112-119	Light green on dark green uppercase and lowercase.
120-127	Orange letters on red uppercase and lowercase.
128-255	Graphics.

You can get data sheets on the MC6847 and MC6847T1 from Motorola, as well as any other component they produce, by requesting it.

William Capich
FPO, NY

Thanks for the information, William. There seems to be a lot of interest in the 6847T1, and due to your help we can all put one in our older CoCos now.

Memory Exploration

• I'm writing a machine language program to allow exploring CoCo memory. I want it to work in 64K RAM mode without the ROM support. I have to build every routine and most of them are finished except two:

INKEY — I can't figure out how I can scan the PIA for the SHIFT key.

RS-232 — I don't understand how to send information to the printer and how the timing process works.

Marc Gagnon
Cap-de-la-Madeleine, Quebec

Marc, you need to obtain a disassembly of BASIC to fully understand the INKEY\$ and RS-232 routines. Color BASIC Unravelled will do nicely.

If you want to try on your own, the INKEY\$ routine starts at \$A564. The test for the SHIFT key routine is at \$A22E. The RS-232 output routine starts at \$A2BF. All of the above addresses are for Color BASIC 1.2. Good luck.

Your technical questions are welcomed. Please address them to: Downloads, THE RAINBOW, P.O. Box 385, Prospect, KY 40059. We reserve the right to publish only questions of general interest and to edit for space and clarity. Due to the large volume of mail we receive, we are unable to answer letters individually.

Your technical questions may also be sent to us through the MAIL section of our new Delphi CoCo SIG. From the CoCo SIG prompt, pick DELPHI MAIL, then type SEND and address TO: DANDOWNARD. Be sure to include your complete name and address.

Non-Standard Disk Drive Troubles

By Dan Downard
Rainbow Technical Editor

• *I have a problem with a Tandon Disk drive 1 system. I own a 64K Extended BASIC CoCo 2 and a TRS-80 Drive 0 with Disk BASIC 1.1 (Cat. No. 26-3029).*

When the Tandon Drive 1 is connected, it works fine, but when I try to use my Radio Shack Drive 0, I always get an I/O Error. To use the Radio Shack Drive, I have to disconnect or turn off the Tandon Drive.

When both are connected, the indicator light on the Radio Shack Drive goes on, but the head inside the Tandon Drive goes back and forth searching for the program or tries to read a directory for Drive 0.

*Ben Takemura
Honolulu, HI*

Ben, it appears that the drive select lines on your Drive 1 are being enabled for both Drive 0 and Drive 1. A normal disk drive uses two pins for drive select and has binary decoding circuitry to distinguish which drive it's supposed to be. CoCo disk systems use a separate drive select pin for each of four possible drives.

Get a copy of the RAINBOW for July 1985 and read "Getting On the Right Track" by Colin Stearman. This is an excellent article discussing the use of non-standard disk drives (non-Tandy) with a CoCo.

Dan Downard is an electrical engineer and has been involved in electronics for 27 years through ham radio (K4KWT). His interest in computers began about eight years ago and he has built several 68XX systems.

Keep Your Cool

• *Some time ago someone offered a schematic to change the RS Modem I to auto-answer (and possibly auto-dial). I would like some information, please.*

I own an F board and am running 64K, one drive, 1.1 Disk BASIC and 1.1 Color BASIC. I have upgraded to 150 ns 64K chips, a 68B09E and a 68B21. I am able to run the CoCo in 3x mode and, about 50 percent of the time, retain graphics. Is there anything I can do about the 2N6594 transistor which creates a heat problem? I replaced it with heavy-duty NTE219 and heat sunk it, but I still need to run a fan on it.

*Kenneth Harman
Bakersfield, CA*

You are correct Kenneth. In the November 1984 RAINBOW, Tony Sharp wrote an article on how to convert a Modem I to auto-answer. It was titled "Adding an Auto Answer."

The only thing a heat sink does is allow the heat to dissipate. Unless the heat sink is external to the computer, the heat stays inside until air from the ventilation holes cool it. It's best not to block the ventilation holes by enclosing your computer. If you do, it's necessary to add a fan to get rid of the heat.

Elusive I/O Error

• *I am 12 years old and I own a 64K Color Computer 2 and a CCR-82 cassette recorder. Whenever I try to load a long program I receive an I/O Error. Sometimes, such as early morning, everything works*

fine. When I take my equipment to Radio Shack it works great! I take it home and it doesn't work.

I have tried everything, cleaning the heads, turning off different appliances etc., but it still does not work. Any help would be appreciated.

*Josh Alkire
Toledo, OH*

It sounds like you have some type of power line disturbance in your home, Josh. I suggest you operate the tape recorder from batteries just to see if it's the power line.

Half-Power 64K?

• *I have a 64K ECB CoCo and a cassette recorder. I know that without a disk drive and operating system I can only access 32K RAM. Does this mean I only have a 32K system or can I run cassette programs like The Sailor Man that require 64K?*

*Mike Frei
Horicon, WI*

Mike, you don't need a disk drive, or an operating system to use 64K in your CoCo. You can indeed play your favorite 64K games from tape. A disk operating system allows for more efficient use of your 64K, but it's not necessary.

CD Rumors A-flyin'

• *I read in the Computer Shopper that the 68000 processor will be used as the CPU for*

00300	FDB	JPORT-JOYTAB	INPUT	10700	LDB	\$20,X	AND DAC LEVEL DATA		
00400	FDB	GETMAX-JOYTAB		10800	TFR	D,Y	AND SAVE THEM		
00500	FDB	XPAD-JOYTAB		10900	ANDA	#255-8	TURN OFF SOUND BIT		
00600	FDB	HIRES-JOYTAB		11000	STA	\$23,X			
00700				11100					
00800	JOYSTK	LDA	JOYTYP,U	GET JOYSTICK TYPE	11200	LDA	1,X	GET JOYSTICK/AUDIO	
00900		LSLA		MUL BY 2 FOR 16 OFFSET	11300	LDB	3,X	SELECTOR BIT	
01000		LEAX	JOYTAB,PCR	GET VECTOR OFFSET TABLE INPUT	11400	TFR	D,U	AND SAVE THEM TOO	
01100		LDD	A,X	GET OFFSET FOR THAT ONE	11500	ORA	#8	SELECT Y READING	
01200		JMP	D,X	CALL THE INPUT READING	11600	STA	1,X		
01300					11700	ANDB	#\$FF-8	SET RIGHT JOYSTICK FOR NOW	
01400	*THIS	ONE	READS	JOYSTICK POSITION FROM HI-RES INTERFACE FROM R-S	11800	PSHS	B	AND SAVE IT OR NOW	
01500	HIRES	CLRA		SELECT RIGHT JOYSTICK	11900	LDB	JOYTYP+DATA,PCR	GET RIGHT/LEFT FLAG	
01600		BSR	BUTSTA	AND GET BUTTON STATUS	12000	LSLB		PUT THE BIT (0) IN BIT 2	
01700		LDD	YJOY,U	GET OLD X & Y POSITION	12100	LSLB			
01800		COM	FLIP,U	DO THE READING 30 TIMES A SEC.	12200	LSLB			
01900		BMI	HIRES9	(SKIP READING 1/2 THE TIME!)	12300	ORB	,S+	NOW SELECT LEFT/RIGHT	
02000					12400	STB	3,X		
02100		LDX	#\$FF00	BASE ADDRESS OF PORTS	12500				
02200		LDA	\$23,X	GET THE SOUND ON/OFF BIT	12600	BSR	JOYSK0	DO 6 BIT DAC READ FOR Y	
02300		LDB	\$20,X	AND DAC BITS	12700	LDA	#3	AND MAKE THE 0 TO 63	
02400		PSHS	D	SAVE THEM	12800	MUL		TO 0 TO 189 STEPS OF 3	
02500		ANDA	#\$F7	TURN OFF SOUND	12900	PSHS	B	AND SAVE IT	
02600		STA	\$23,X		13000	LDA	1,X	NOW SELECT X POSITION	
02700					13100	ANDA	#255-8	BY RESETTING THE SELECT BIT	
02800		LDA	1,X	GET THE L.S.BIT AND	13200	STA	1,X		
02900		LDB	3,X	M.S.BIT OF THE JOY SELECTOR	13300	BSR	JOYSK0	DO 6 BIT DAC FOR X POSITION	
03000		PSHS	D	SAVE THEM	13400	LSLB		MAKE 0 TO 63 TO 0 TO 126 STEP 2	
03100					13500	PSHS	B	SAVE IT FOR NOW	
03200		ANDB	#\$F7	SELECT JOYSTICK 0	13600	TFR	U,D	RESTORE JOY/AUTO	
03300		STB	3,X		13700	STB	3,X	SELECTOR	
03400		ORA	#8	AND SELECT Y INPUT OF JOYSTICK	13800	STA	1,X		
03500		STA	1,X		13900				
03600					14000	TFR	Y,D	RESTORE SOUND ON BIT AND DAC	
03700		BSR	HIRES1	READ Y VAL 0-255	14100	STB	\$20,X		
03800		LDA	#192	MAKE IT 0 TO 191	14200	STA	\$23,X		
03900		MUL			14300	PULS	B	GET X POSITION DATA	
04000		PSHS	A	SAVE THE Y POSITION	14400	PULS	PC,U,A	GET Y POSITION DATA AND EXIT	
04100					14500				
04200		LDA	1,X	SELECT X INPUT FOR READING	14600	JOYSK0	LDD	#\$4000	START DAC LEVEL
04300		ANDA	#\$F7	BY RESET LSB OF SELECTOR	14700	JOYSK1	PSHS	A	SAVE START NUMBER
04400		STA	1,X		14800	ORB	#2	MAKE PRINTER HIGH	
04500		BSR	HIRES1	DO A 0 TO 255 READING	14900	STB	\$20,X	SEND IT TO THE DAC	
04600		LSRB		MAKE IT 0 TO 127 FOR X	15000	EORB	#2	REMOVE PRINTER BIT	
04700		PULS	A	GET SAVED Y POSITION	15100	LDA	,X	IS IT ABOVE OR BELOW?	
04800		TFR	D,Y	SAVE BOTH X & Y	15200	BMI	JOYSK2	SKIP IF ABOVE	
04900					15300				
05000		PULS	D	GET OLD DATA OF SELECTOR	15400	SUBB	,S	REMOVE 1/2 IF BELOW	
05100		STA	1,X	AND RESTORE THE PORTS	15500	BRA	JOYSK3		
05200		STB	3,X		15600				
05300					15700	JOYSK2	ADDB	,S	ADD 1/2 IF ABOVE
05400		PULS	D	GET SOUND ON/OFF AND DAC DATA	15800	JOYSK3	PULS	A	
05500		STB	\$20,X	AND RETORE	15900	LSRA			
05600		STA	\$23,X		16000	CMPA	#1		
05700		TFR	Y,D	LOAD UP X & Y VAL (SAVED IN Y)	16100	BNE	JOYSK1	LOOP 6 TIMES	
05800	HIRES9	RTS		EXIT	16200	LSRB		PUT THE DAC BITS IN 0-5 BIT	
05900					16300	LSRB		FOR JOYSTICK VAL	
06000	* THIS	IS	A	HI-RES INTERFACE READ (0 TO 255)	16400	RTS		AND EXIT	
06100	HIRES1	PSHS	CC	SAVE IRQ & FIRQ FLAGS	16500				
06200		LDA	#\$FF	USE DAC (OF CASSETTE) TO RESET	16600	XPAD	LDB	\$\$\$F00	GET X-PAD X POSITION
06300		STA	\$20,X	THE TIMING RAMP GEN.	16700	LSRB		MAKE IT 0 TO 127	
06400		LDA	#45	THIS SHOULD DO IT	16800	LDA	\$\$\$F61	GET X-POS Y POSITION	
06500	HIRES2	DECA		DO A TIMING LOOP	16900	PSHS	D	SAVE IT FOR UPDATEING	
06600		BNE	HIRES2		17000	LDB	\$\$\$F62	GET STATUS OF X-PAD	
06700					17100	BITB	#2	IS PEN IN PROXIMITTY?	
06800		LDD	#2*256+126	USED TO START TIMING RAMP	17200	BNE	XPAD1	DON'T UPDATE JOYVAL IF NOT	
06900		ORCC	#\$50	DISABLE IRQ & FIRQ	17300	LDD	YJOY,U	ELSE GET OLD X & Y POSITION	
07000		STA	\$20,X	START TIMEING RAMP	17400	STD	,S	AND SAVE IT	
07100	HIRES3	DECB			17500	CLRB		MAKE PEN UP (NOT PRESSED)	
07200		BNE	HIRES3		17600	BRA	XPAD9	DO NOT LOOK AT NEW X & Y	
07300	HIRES4	LDA	,X	HAS J-STICK MATCH RAMP?	17700	XPAD1	BITB	#4	IS PEN IN X MARGIN?
07400		BMI	HIRES5	YES, THEN EXIT LOOP!	17800	BEQ	XPAD2	YES, THEN USE IT	
07500		NOP		MAKE LOOP THE RIGHT TIMING	17900	LDA	XJOY,U	GET THE OLD X POSITION	
07600		NOP			18000	STA	1,S	UPDATE THE OLD X VAL.	
07700		NOP			18100				
07800		INCB		NO, DOWN COUNT THEN	18200	XPAD2	BITB	#8	IS PEN IN Y MARGIN?
07900		BNE	HIRES4	IF NO TIME OUT THEN LOOP AGAIN	18300	BEQ	XPAD9	YES, THEN UPDATE	
08000					18400	LDA	YJOY,U	ELSE USE OLD Y POSITION	
08100		DECB		MAKE IT 255 IF TIMED OUT	18500	STA	,S	UPDATE THE OLD Y VAL.	
08200	HIRES5	PULS	PC,GC	EXIT WITH ERROR (RESTORE IRQS)	18600	XPAD9	ANDB	#1	GET PEN STATUS
08300					18700	STB	BUTDWN,U		
08400					18800	PULS	PC,D	EXIT READ X-PAD	
08500	*THIS	DOES	A	BUTTON READ OFF THE RIGHT/LEFT JOYSTICK	18900				
08600	BUTSTA	PSHS	A	SAVE RIGHT/LEFT FLAG	19000	GETMAX	PSHS	D	SETUP TEMP FOR JOY VAL.
08700		LDX	#\$FF00	POINT TO THE I/O PORT	19100	LDX	#\$FF90	POINT TO COCO MAX PORT	
08800		LDA	2,X	GET THE KEY SELECT DATA	19200	BSR	READMX	READ PORT AND SKIP IT	
08900		LDB	#\$FF	SELECT NO KEYS	19300	BSR	READMX	READ PORT	
09000		STB	2,X	TO READ JUST THE BUTTONS	19400	LDB	#192	AND MAKE 0 TO 255 TO	
09100		PULS	B	GET RIGHT/LEFT BUTTON SELECT	19500	MUL		0 TO 191	
09200		INCB		MAKE IT "01"(R) OR "10" (L)	19600	STA	,S	FOR Y POSITION	
09300		COMB		MAKE SELECTED BIT ZERO	19700	BSR	READMX	READ PORT	
09400		ORB	,X	IS GET THAT BUTTON BIT	19800	LSRA		MAKE IT 0 TO 127	
09500		STA	2,X	RESTORE KEY SELECT DATA	19900	STA	1,S	AND SAVE X POSITION	
09600		COMB		MAKE IT A ONE IF PRESS	20000	BSR	READMX	READ PORT	
09700		ANDB	#3	ONLY RIGHT/LEFT BUTTON BITS!	20100	COMA		FOR BUTTON	
09800		STB	BUTDWN,U	UPDATE BUTTON DOWN STATUS	20200	ANDA	#128	<128 THEN DOWN	
09900		RTS		AND EXIT	20300	STA	BUTDWN,U	>127 THEN UP	
10000					20400	PULS	PC,D	GET X & Y AND EXIT	
10100	*THIS	ONE	READS	THE 6 DAC PORT FOR THE RIGHT/LEFT JOYSTICKS	20500				
10200	JPORT	LDA	JOYTYP,U	GET RIGHT/LEFT FLAG	20600	READMX	LDA	,X+	READ COCO MAX PORT
10300		BSR	BUTSTA	GET BUTTON DOWN STATUS	20700	LDB	#10	DO A TIME DELAY LOOP	
10400		PSHS	U	SAVE VARIABLE BLOCK POINTER	20800	RDHX1	DECB		
10500		LDX	#\$FF00	POINT TO I/O PORTS	20900	BNE	RDHX1		
10600		LDA	\$23,X	GET SOUND ON BIT	21000	RTS		AND EXIT	


```

02800 CMPB #128-12 NOW TEST IF PART OF X LEN OFF
02900 BHS CURON0 OF SCREEN (SKIP IF SO)
03000 COM FAST,U DO FAST CURSOR DRAW ALL ON SCREEN
03100
03200 CURON0 PSHS B SAVE X POSITION
03300 TFR X,U LOAD U WITH CURSOR SHAPE DATA
03400
03500 CMFA #192+5 IS THE LINE A NEGATIVE LINE?
03600 PSHS CC SAVE TEST FLAGS
03700 BLO CURON1
03800 NEGA IF SO THEN MAKE POSITIVE LINE
03900 CURON1 LDB #32 CONVERT LINE TO MEMORY POSITION
04000 MUL
04100 PULS CC GET TEST FLAGS
04200 BLO CURON2 SKIP IF PLUS
04300 COMA NEG THE D REG
04400 COMB
04500 ADDD #1
04600 CURON2 ADDA SSTART OFFSET TO BASIC SCREEN POSITION
04700 TFR D,X AND PUT IN 16-BIT POINTER
04800 LDB ,S GET X POSITION
04900 ASRB GET BYTE POSITION ON SCREEN
05000 ASRB BY 1/4
05100 STB STRIP+DATA,PCR SAVE FOR COUNTING LATER
05200 LEAX B,X ADD IT TO THE SCREEN POINTER
05300 STX MEMPOS+DATA,PCR AND MEMORY POINTER TOO
05400 PULS A GET THE X POSITION
05500 ANDA #3 GET THE OFFSET INTO THE BYTE ON LINE
05600 LDB #3*16*2 SIZE OF SHAPE
05700 MUL MUL IT BY THE SHAPE SIZE IN "B"
05800 LEAU D,U AND OFFSET THE SHAPE POINTER BY IT
05900
06000 LDA #16 NUMBER OF LINE IN CURSOR OF DATA
06100 LDB FAST+DATA,PCR DO WE DO A FULL OR PART DRAW?
06200 BNE ONFAST SKIP IF FAST!
06300
06400 CURON3 CMPX SSTART IS THIS LINE ABOVE THE SCREEN?
06500 BLO CURON6 SKIP IF OFF THE SCREEN
06600 PSHS X,U,A SAVE POINTER AND Y-COUNT
06700 LDA #3 3 BYTE PER LINE
06800 LDB STRIP+DATA,PCR GET (BYTE) LINE POSITION
06900 CURON4 CMPB #32 ARE WE TO FAR LEFT/RIGHT?
07000 BHS CURON5 SKIP THIS BYTE IF SO
07100 CMPX SEND IS THE BYTE ABOVE SCREEN?
07200 BHS CURON5 SKIP BYTE IF SO
07300 PSHS A SAVE X COUNTER
07400 LDA ,X GET DATA OFF THE SCREEN
07500 STA ,Y+ SAVE IT IN UNDER BUFFER
07600 ANDA ,U AND IT WITH MASK OF CURSOR
07700 EORA 3*16,U THEN FLIP BITS WITH EOR DATA
07800 STA ,X AND PLACE IT ON THE SCREEN
07900 PULS A GET X COUNT
08000 CURON5 LEAX 1,X MOVE NEXT BYTE ON THE LINE
08100 LEAU 1,U AND NEXT BYTE IN SHAPE DATA
08200 INGB MOVE TO NEXT BYTE STRIP
08300 DECA DONE WITH THIS LINE?
08400 BNE CURON4 NO, LOOP BACK THEN
08500 PULS X,U,A RESTORE POINTERS TO START OF LINE
08600 CURON6 LEAX 32,X MOVE SCREEN POINTER TO NEXT LINE
08700 LEAU 3,U MOVE SHAPE POINTER TO NEXT LINE
08800 DECA ARE ALL LINES DONE?
08900 BNE CURON3 NO, LOOP BACK
09000 PULS PC,CC,U RESTORE IRQS, VAR POINTER & EXIT
09100
09200 *THIS IS A FAST CURSOR DRAWER
09300 ONFAST STA COUNT+DATA,PCR SET LINE COUNTER
09400 ONFST1 LDD ,X GET FIRST 2 BYTES OF LINE
09500 STD ,Y++ SAVE THEM IN UNDER BUFFER
09600 ANDA ,U AND THE MASK DATA
09700 EORA 16*3,U FLIP DATA TOO
09800 ANDB 1,U NOW THE NEXT BYTE ON LINE
09900 EORB 16*3+1,U
10000 STD ,X++ PUT BOTH ON SCREEN
10100 CURON5 LEAX 32,X MOVE TO NEXT LINE
10200 DECA ARE ALL LINES DONE?
10300 BNE CUROF1 NO, THEN LOOP BACK
10400 PULS PC,CC TURN ON IRQS AND EXIT
10500
10600 OFFAST STA COUNT,U SET UP LINE COUNTER
10700 OFFST1 LDD ,Y++ GET FIRST 2 BYTE OF UNDER DATA
10800 STD ,X++ AND PUT IT ON SCREEN
10900 LDB ,Y+ GET LAST BYTE ON LINE OF UNDER
11000 STB ,X AND PUT IT TOO ON SCREEN
11100 LEAX 32-2,X MOVE TO NEXT LINE ON SCREEN
11200 DEC COUNT,U ALL LINES DONE?
11300 BNE OFFST1 LOOP IF NOT
11400 PULS PC,CC TURN OF IRQS AND EXIT
11500
11600 *DISABLE MOUSE SOFTWARE (UNLINK) (#6)
11700 DSABLE LBSR TURNOFF TURN OFF CURSOR IF ON SCREEN
11800 LDY OLDIRQ,U GET OLD IRQ VECTOR
11900 STX $10D AND PUT IT BACK
12000 LDD OLDIO,U GET OUTPUT VECTOR
12100 STD $168 AND PUT IT BACK
12200 LDD OLDCOM,U GET OLD COMMAND TABLE VECTOR
12300 STD $123 AND PUT IT BACK
12400 CLRB RETURN A ZERO FOR FUCTION
12500 RTS AND EXIT
12600
12700 * SELECT TYPE OF JOYSTICK TO USE (9-13)
12800 * 9 = RIGHT JOYSTICK
12900 * 10 = LEFT JOYSTICK
13000 * 11 = COCO MAX HI-RES INPUT MODULE
13100 * 12 = RADIO SHACK X-PAD
18200 * 13 = HI-RES JOYSTICK INTERFACE
18300 SELJOY SUBB #9 FIRST SELECT COMMAND (RIGHT)
18400 STB JOYTYP,U SELECT JOYSTICK TYPE
18500 RTS AND EXIT
18600
18700 *THIS IS THE IRQ PATCH FOR THE MOUSE SOFTWARE
18800 IRQ LEAU DATA,PCR SETUP VARIABLE POINTER
18900 LDY NEWJOY,U GET THE NEW JOYSTICK X & Y POSITION
19000 LDA HOLD,U MAKE SURE THAT CURSOR IS OFF IF
19100 ORA CSTAT,U ON HOLD
19200 CMPA #64 IF CURSOR IS TURNED OFF OR HOLD
19300 BEQ IRQ1 >0 THEN REMOVE CURSOR... ELSE...
19400 CMPX YJOY,U IS THE OLD AND POSITION THE SAME?
19500 BEQ IRQ2 SKIP DRAW CURSOR THEN
19600 PSHS X SAVE NEW X & Y POSITION
19700 LBSR CUROFF REMOVE CURSOR
19800 PULS X RESTORE NEW X & Y POSITION
19900 LDA HOLD,U IS CURSOR ON HOLD?
20000 BNE IRQ2 SKIP IF SO
20100 LDA ,X GET LAST BYTE ON LINE
20200 STA ,Y+ SAVE IN UNDER BUFFER
20300 ANDA 2,U AND WITH MASK
20400 EORA 2+16*3,U FLIP WITH DATA
20500 STA ,X PUT ON SCREEN
20600 LEAU 3,U GOTO NEXT LINE IN SHAPE
20700 LEAX 32-2,X SKIP TO NEXT LINE ON SCREEN
20800 DEC COUNT+DATA,PCR ARE ALL LINES DONE
20900 BNE ONFST1 NO, LOOP BACK
21000 PULS PC,U,CC RESTORE IRQS, VAR POINTER & EXIT
21100
21200 * TURN OFF CURSOR (#0)
21300 TURNOFF PSHS CC SAVE IRQ FLAGS
21400 ORCC #550 TURN OFF IRQS
21500 LDB CSTAT,U GET CURSOR STATUS FLAG
21600 ANDB #255-64 DISABLE DRAWING CURSOR ON IRQ
21700 STB CSTAT,U AND SAVE NEW STATUS
21800 BSR CUROFF REMOVE CURSOR IF ON SCREEN
21900 PULS PC,CC TURN ON IRQS AND EXIT
22000
22100 CURROFF PSHS CC SAVE IRQ FLAGS
22200 ORCC #550 TURN OFF IRQS
22300 LDB CSTAT,U GET CURSOR STATUS
22400 BFL OEXIT EXIT NO CURSOR ON SCREEN
22500 ANDB #127 SET CURSOR ON SCREEN FLAG
22600 STB CSTAT,U TO OFF AND SAVE
22700 LEAY CURBUF,PCR GET BUFFER OF DATA UNDER CURSOR
22800 LDY MEMPOS,U GET SCREEN (MEM) POSITION OF CURSOR
22900 LDA #16 NUMBER OF LINES OF CURSOR
23000 LDB FAST,U WAS CURSOR DRAWN FAST OR CLIPED?
23100 BNE OFFAST SKIP IF FAST!
23200
23300 CUROF1 CMPX SSTART IS MEMORY POINTER BELOW SCREEN?
23400 BLO CUROF5 SKIP IF SO
23500 PSHS A,X SAVE SCREEN POINTER & LINE COUNTER
23600 LDB STRIP,U GET BYTE X POSITION
23700 LDA #3 3 BYTES PER LINE
23800 STA COUNT,U SET X COUNTER WITH IT
23900 CUROF2 CMPB #32 TOO FAR LEFT OR RIGHT?
24000 BHS CUROF3 SKIP IF SO
24100 CMPX SEND IS MEMORY POINTER ON SCREEN?
24200 BHS CUROF3 SKIP IF OFF SCREEN
24300 LDA ,Y+ GET UNDER CURSOR BYTE
24400 STA ,X PUT IT ON SCREEN
24500 CUROF3 LEAX 1,X MOVE TO NEXT BYTE ON LINE
24600 INGB MOVE INDEX COUNTER
24700 DEC COUNT,U ARE ALL BYTE DONE ON THIS LINE?
24800 BNE CUROF2 NO, THEN LOOP BACK
24900 PULS X,A GET START OF LINE POINTER & COUNTER
25000 IRQ1 STX YJOY,U UPDATE CURSOR POSITION
25100 LBSR CURON DRAW CURSOR
25200 BRA IRQ3
25300 IRQ2 LDB HOLD,U ARE WE ON HOLD?
25400 BEQ IRQ3 SKIP IF NOT
25500 DEC HOLD,U COUNT IT TILL ZERO THEN
25600
25700 IRQ3 LEAX <IRQ5,PCR SETUP RETURN ADDRESS
25800 PSHS X PUT IT ON STACK FOR AN RTI
25900 PSHS U,Y,X,D,CC,DP FILL IN THE REST OF RTI STACK DATA
26000 JMP [OLDIRQ,U] CALL BASIC'S IRQ VECTOR
26100
26200 IRQ5 BSR JOYSTK NOW WE ARE BACK, DO JOYSTICK READ
26300 STD NEWJOY,U AND SAVE THE X & Y POSITIONS
26400 LDB BUTDWN,U GET BUTTON UP/DOWN FLAG
26500 LDA BUTCNT,U AND BUTTON DE-BOUNCE COUNTER
26600 BEQ IRQ6 SKIP IF AT ZERO
26700
26800 TSTB IS BUTTON PRESSED?
26900 BNE IRQ7 RESTART BUTTON COUNT (SKIP TO IT)
27000 DEC BUTCNT,U ELSE DEC DEBOUCE COUNT
27100 BRA IRQ9 SKIP (ALL DONE HERE)
27200
27300 IRQ6 TSTB IS BUTTON UP?
27400 BEQ IRQ9 SKIP IF SO
27500 STB BUTTON,U SET JUST PRESSED FLAG
27600 LDA #2 RESET DE-BOUNCE COUNTER
27700 STA BUTCNT,U
27800 IRQ9 RTI EXIT IRQ

```

Listing 3:

00100 * JOYSTICK DRIVERS
00200 JOYTAB FDB JPORT-JOYTAB VECTOR TABLE FOR DOING JOYSTICK


```

11700 STX $168 AND SET SYSTEM WITH IT
11800 CLR PHODE,U CLEAR (RESET) PRINTING MODE
11900 LDX $123 GET ADDRESS OF COMMAND TABLE
12000 LDB $129 GET # OF COMMANDS
12100 CMPB #335 IS IT 53 COMMANDS?
12200 BNE COMERR SKIP ADDING @ IF NOT
12300
12400 LEAY COMBUF,PCR GET SPACE FOR HOLDING TABLE
12500 LSLB 2 BYTES PER COMMANDS (FOR COPY)
12600 STX OLDCOM,U SAVE OLD POINTER ADDRESS
12700 STY $123 POINTER TO MOUSE COMMANDS BUF
12800 SLOOP LDA ,X+
12900 STA ,Y+
13000 DECB
13100 BNE SLOOP
13200
13300 LDD COMBUF+7*2,PCR GET ADDRESS OF OLD PRINT COMMAND
13400 STD OLDPRNT,U SAVE FOR PATCH SUBR.
13500 LEAX NPRINT,PCR GET ADDRESS OF THE PATCH FOR PRINT
13600 STX COMBUF+7*2,PCR UPDATE JUMP TABLE FOR NEW PRINT
13700 COMERR PULS X,Y,U,D THEN RESTORE THE REGS
13800
13900 USR1 TSTA IS THE VARIABLE A STRING OR NUMBER
14000
14100 BNE USR9 EXIT IF STRING
14200 JSR $B3ED PUT FUNCTION NUMBER IN THE D REG
14300 CMPD #LASTCH IS IT TOO BIG?
14400 BHI USR9 EXIT IF SO
14500 PSHS X,Y,U,B SAVE SOME REGS
14600 LEAU DATA,PCR SET U REG TO VARIABLE BLOCK
14700 LEAY COMTAB,PCR GET FUNCACTION (COMMANDS) TABLE
14800 LSLB MUL FUNCTION BY 2 (16 BIT)
14900 LDD B,Y GET OFFSET FROM TABLE
15000 LEAY D,Y ADD IT TO Y FOR ADDRESS OF IT
15100 PULS B RESTORE FUNCTION NUMBER IN B REG
15200 JSR ,Y AND CALL THE FUNCTION
15300 PULS X,U,Y RESTORE OTHER REGS
15400 CLRA CLR TOP HALF OF 16 BIT RETURN
15500 JMP $B4F4 CONVERT D REG TO NUMBER & EXIT
15600
15700
15800 * GET X POSITION FUCTION (#2)
15900 GETX LDB XJOY,U GET CURSOR X POSITION
16000 USR9 RTS AND RETURN IT
16100
16200 * GET Y POSITION FUCTION (#3)
16300 GETY LDB YJOY,U GET CURSOR Y POSITION
16400 RTS AND RETURN WITH IT
16500
16600 GETBUT LDB BUTTON,U GET JUST PRESS BUTTON FLAG
16700 CLR BUTTON,U AND RESET THAT FLAG
16800 RTS THEN EXIT
16900
17000 GETDWN LDB BUTDWN,U GET BUTTON UP/DOWN STATUS
17100 CEXIT RTS AND EXIT
40000
40100 * MY ASSEMBLER USES "+GET" TO INCLUDE A FILE WHEN THE SOURCE CODE
40200 * IS TOO BIG FOR ONE FILE
40300 * THE +GET IS LIKE "USE" IN THE OS-9 ASSEMBLER
40400
40402 +GET MOUSE2 GET CURSOR DRAW CODE
40500 +GET MOUSE3 GET JOYSTICK DRIVERS
40600 +GET MOUSE4 GET SOUND & SCREEN DRIVERS
40602 +GET MOUSE5 GET SOUND & SCREEN (PART 2)
40700 +GET MOUSE6 GET CHR DATA FILE
40800
40900 FCC 'MOUSE VERSION 2.0 '
41000 FCC 'COPYRIGHT 1986 BY SRB SOFTWARE '
41100 FCC 'ALL RIGHTS RESERVED '
41300 FCC 'PUBLIC DOMAIN BY STEVE BJORK '
41500
41600 ENDPRG EQU END OF PROGRAM POINTER
41700
41800 END

```

Listing 2:

```

00100 *MOUSE2/ASH FILE NUMBER 2
00200
00300 TURNON PSHS CC SAVE IRQ ENABLE FLAG
00400 ORCC #550 DISABLE IRQ CURSOR DRAW
00500 LDB CSTAT,U GET CURSOR STATUS
00600 ORB #64 SET DRAW CURSOR FLAG
00700 STB CSTAT,U AND SAVE IT
00800 BSR CURON DRAW CURSOR IF NOT ALREADY ON
00900 PULS PC,CC TURN IN IRQ AND EXIT
01000
01100 CURON LDB CSTAT,U IS CURSOR ON SCREEN ALREADY?
01200 BMI CEXIT SKIP IF SO
01300 BITB #64 SHOULD CURSOR BE PLACED?
01400 BEQ CEXIT NO, THEN EXIT
01500
01600 PSHS CC,U SAVE BLOCK POINTER CPU STATUS
01700 ORCC #550 DISABLE IRQS
01800 ORB #128 SET CURSOR STATUS TO SHOW
01900 STB CSTAT,U THAT CURSOR IS ON SCREEN
02000 LEAX CURDAT,PCR GET CURSOR SHAPE DATA
02100 LEAY CURBUF,PCR GET BUFFER FOR SAVE SCREEN UNDER IT
02200 LDD YJOY,U GET CURSOR POSITION
02300 SUBA ,X+ UPDATE POSITION WITH HOT SPOT
02400 SUBB ,X+ DATA FOR NEW POSITION
02500 CLR FAST,U RESET FAST FLAG TO CLIP DRAW
02600 CMPA #192-16 IS THE FULL CURSOR ON THE SCREEN
02700 BHS CURON0 SKIP IF PART OF Y OFF SCREEN

```

The Crossword Creator Contest

Can you create a totally symmetrical crossword puzzle using the *Word+* program and the specifications outlined in the accompanying article on Page 38 of the May 1986 issue of THE RAINBOW? If so, you may wish to enter The Crossword Creator Contest. And, if we choose to print your crossword puzzle, you will be awarded a special prize.

Send us a disk or cassette copy of the data file of your puzzle created by *Word+* along with a printed copy of the crossword puzzle — including the clues and answers. Be sure to put a title on the puzzle and if possible, follow a general interest theme.

Entries will be judged on the following criteria:

- Puzzle symmetry
- Number of words
- Spelling
- Creativity
- Thematic originality
- Understandability
- Ease of loading data
- Neatness
- Packaging

Enter as often as you like! Please note: We consider your act of entering the contest as consent to publish your creation.

The Crossword Creator Contest is open to all RAINBOW readers, advertisers and employees of Falsoft, Inc.

Send entries to:
Crossword Creator Contest
c/o THE RAINBOW
The Falsoft Building
P.O. Box 385
Prospect, KY 40059

cursor drawing, fast and clipped.

The cursor is put down byte by byte rather than dot by dot to speed up the drawing. If only one image of the cursor was used, there would be only 32 positions across the screen. But the shape data has four-image offset (0,1,2,3) to give 128 positions. Of course, there are 192 positions up and down.

TURNOF (Line 28300) is the turn off cursor function (zero). This subroutine resets the cursor-enable bit and turns off the cursor.

CUROFF is used to remove the cursor if it is on the screen. The cursor is removed by getting the old screen data from CURBUF and putting it on the screen. As with the cursor draw there are two types of removes, fast and clipped.

DSABLE is the subroutine for function number six, disable (or unlink) *The Mouse*. After turning off the cursor, the old interrupt, output and command vector are restored.

SELJOY is for functions nine to 13, select joystick type.

BASIC's 60-hertz interrupt vector is passed through IRQ to move the cursor, poll the joystick and button status. First the status cursor and HOLD flag are tested along with the joystick position to see if it has moved. If the cursor should be removed, then CUROFF is called. Next, if the cursor should be turned on (because of a new position or hold is no longer on), then CURON is called.

Lines 37800 to 38100 call BASIC's old interrupt subroutine. The disk drive MOTOROFF and TIMER function will still work. Before end, the interrupt subroutine, the joystick and button status are polled.

At the end of Listing 1 are three +GET instructions that include the other files needed to assemble the program. This +GET of my assembler is very similar to the USE directive of the OS-9 assembler.

The FCC in lines 40900 to 41300 add the copyright text to the end of *The Mouse* program. ENDPRG is the length of the program.

Mouse 2 (Listing 3) is the joystick drivers used by *The Mouse*. The table of offsets called JOYTAB, is used by JOYSTK to call the right subroutine. Each polling subroutine updates the button up/down status flag (BUT DWN) and returns the Y-position (zero to 191) in the A register and the X-position (zero to 127) in the B register.

Next month we will look at *The Mouse* source code for the Hi-Res screen text driver in files four, five and six.

Editor's Note: Since this month's and next month's listings are intended for reference purposes, no addresses appear with the assembly language listings. The listings are available for downloading from the SOURCE FOR 6809 ASSEMBLERS topic area of the Delphi CoCo SIG database. □

Listing 1:

```

99199 *MOUSE/ASM  VERSION 2.9          LAST DATE 94/19/86
99299
99399 * THIS IS THE SOURCE CODE FOR MOUSE SOFTWARE ON A COLOR COMPUTER
99499 * COPYRIGHT 1986 BY SRB SOFTWARE, ALL RIGHTS RESERVED
99599 * THIS PROGRAM IS PLACED IN THE PUBLIC DOMAIN BY STEVE BJORK
99699 * FOR THE PRIVATE USE ONLY!
99799 * THIS CODE (ALL/PART) MAY NOT BE USED IN ANY MARKETED PRODUCT
99899 * WITHOUT WRITTEN CONSENT FROM SRB SOFTWARE.
99999 *
91099 * THIS PROGRAM WILL PLACE A CURSOR ON THE SCREEN AND MOVE IT EVERY
91199 * 1/69 OF SEC.
91299 * IS ALSO HAS A HI-RES SCREEN TEXT DRIVE.
91399
91499 SSTART EQU    $8A    16 BIT POINTER TO START OF GRAPHIC SCREEN
91599 SEND EQU    $87    16 BIT POINTER TO END OF GRAPHIC SCREEN
91699
91799
91899 ORG    9          START OF PROGRAM
91999
92099 BEGPRO LBRA    USR    VECTOR FOR USR FUNCTION
92199 CURDAT RMB    16*3*2*4+2  SPACE FOR CURSOR DATA
92299
92399 * THIS TABLE IS USED TO SELECT WHAT FUNCTION TO DO
92499 COMTAB FDB    TURNOF-COMTAB 9 CURSOR OFF
92599 FDB    TURNON-COMTAB 1 CURSOR ON
92699 FDB    GETX-COMTAB 2 GET X POSITION
92799 FDB    GETY-COMTAB 3 GET Y POSITION
92899 FDB    GETBUT-COMTAB 4 GET BUTTON PRESS
92999 FDB    GETDWN-COMTAB 5 GET BUTTON STATUS
93099 FDB    DSABLE-COMTAB 6 DISABLE IRQ FROM SYSTEM
93199 FDB    PING-COMTAB 7 BELL
93299 FDB    CLICK-COMTAB 8 CLICK SOUND
93399 FDB    SELJOY-COMTAB 9 SELECT RIGHT JOYSTICK
93499 FDB    SELJOY-COMTAB 10 SELECT LEFT JOYSTICK
93599 FDB    SELJOY-COMTAB 11 SELECT COCO MAX
93699 FDB    SELJOY-COMTAB 12 SELECT X-PAD
93799 FDB    SELJOY-COMTAB 13 SELECT HI-RES JOYSTICK
93899 LASTCM EQU    (,-COMTAB)/2 NUMBER OF COMMANDS
93999
94099 * NEXT IS THE ALL THE VARIABLES NEEDED BY THE MOUSE SOFTWARE
94199 * VARIABLES ARE INDEXED OFF THE U REG FOR SPEED AND SMALLER SIZE
94299 DATA EQU    -16 -16 TO +15 ARE THE FASTEST!
94399 COUNT EQU    -.-DATA MAKE ALL LABLES AS OFFSET TO U
94499 FCB    9 COUNT IS A COUNTER REG
94599 CSTAT EQU    -.-DATA STATUS FLAG FOR CURSOR
94699 FCB    9
94799 XJOY EQU    -.-DATA CURSOR Y POSITION
94899 FCB    9
94999 XJOY EQU    -.-DATA CURSOR X POSITION
95099 FCB    9
95199 BUTDWN EQU    -.-DATA BUTTON UP/DOWN
95299 FCB    9
95399 BUTTON EQU    -.-DATA BUTTON BEEN PRESSED
95499 FCB    9
95599 BUTCNT EQU    -.-DATA COUNTER FOR TEST BUTTON
95699 FCB    9
95799 STRIP EQU    -.-DATA STRIP COUNT FOR DRAW CURSOR
95899 FCB    9
95999 MEMPOS EQU    -.-DATA SCREEN POSITION OF CURSOR
96099 FCB    9
96199 FAST EQU    -.-DATA FAST FLAG FOR DRAWING CURSOR
96299 FCB    9
96399 XCPOS EQU    -.-DATA Y POSITION FOR PRINTING ON SCREEN
96499 FCB    9
96599 XCPOS EQU    -.-DATA XPOSITION FOR PRINTING ON SCREEN
96699 FCB    9
96799 PMODE EQU    -.-DATA WHAT PRINT MODE IS PROGRAM IN
96899 FCB    9
96999 INVERT EQU    -.-DATA FLAG FOR INVERTED TEXT
97099 FCB    9
97199 JOYTTY EQU    -.-DATA TYPE OF JOYSTICK INPUT (9-4)
97299 FCB    9
97399 HOLD EQU    -.-DATA USE TO HOLD DRAWING CURSOR
97499 FCB    9
97599 OLDIRQ EQU    -.-DATA PLACE TO PUT OLD IRQ VECTOR
97699 FCB    $FFFF
97799 OLDIRQ EQU    -.-DATA PLACE TO PUT OLD OUTPUT VECTOR
97899 FCB    9
97999 NEWJOY EQU    -.-DATA NEW X & Y FOR NEXT CURSOR POSITION
98099 FCB    9
98199 OLDCOM EQU    -.-DATA
98299 FCB    9
98399 OLDFRT EQU    -.-DATA
98499 FCB    9
98599 WDYPOS EQU    -.-DATA SCROLL WINDOW Y POSITION
98699 FCB    9
98799 WDXPOS EQU    -.-DATA SCROLL WINDOW X POSITION
98899 FCB    9
98999 WDYLEN EQU    -.-DATA SCROLL WINDOW Y SIZE
99099 FCB    24
99199 WDXLEN EQU    -.-DATA SCROLL WINDOW X SIZE
99299 FCB    32
99399 FLIP EQU    -.-DATA FLAG FOR HI-RES JOYSTICK
99499 FCB    9
99599
99699 CURBUF RMB    16*3+2 BUFFER FOR DATA UNDER CURSOR
99799
99899 COMBUF RMB    $35*2 TABLE USED FOR HOOKING PRINT @
99999
100099 USR    PSHS    X SAVE VARIABLE POINTER
100199 LEAX    >IRQ,PCR GET MOUSE'S IRQ VECTOR
100299 CHPX    $19D IS SYSTEM VECTOR THE SAME?
100399 PULS    X RESTORE VARIABLE POINTER
100499 BEQ    USR1 SKIP VECTOR ARE THE SAME
100599
100699 PSHS    X,Y,U,D ELSE SAVE ALL REGS
100799 LDD    $19D GET OLD IRQ VERTOR
100899 LEAU    DATA,PCR POINT TO VARIABLE BLOCK
100999 STD    OLDIRQ,U AND SAVE IT
101099 LBSR    JOYSTK GET CURSOR X & Y POSITION
101199 STD    YJOY,U SAVE SET IT
101299 LEAX    IRQ,PCR GET NEW IRQ VECTOR
101399 STX    $19D AND SET SYSTEM VECTOR WITH IT
101499 LDD    $168 GET OUT VECTOR
101599 STD    OLDIRQ,U AND SAVE IT
101699 LEAX    SPRINT,PCR GET NEW OUT VECTOR

```


rick to use the full range of the 5-bit offset (-16 to 15) is to set the U register 16 bytes in the variable list. The value of the first variable is now -16 (previously zero), still in the 5-bit range. But now 16 more bytes (and a few more variables) can use the faster 5-bit offset.

Let's see how the first file (Mouse 1 — Listing 1) breaks down. The first 13 lines are the standard comments and copyrights. SSTART and SEND are constants for BASIC's screen pointer variables in direct page. SSTART holds the starting address of Hi-Res screen memory and SEND holds the ending address plus one.

The first instruction is a long branch over the program variable tables, data buffers and command offset vectors to the USR handling code. The next 386 bytes is the shape data for the Hi-Res cursor. By loading data over this space, a new cursor shape can be displayed.

COMTAB is a table vector offset for the 13 user functions. Each 16-bit entry in the table is an offset (how far way) from the start of the table to the address of the function.

Next is the variable list used by the program. The Data label is set up 16 bytes into the list for maximum use of the 5-bit offset.


CURBUF is the buffer for saving what's on the screen before the cursor is placed. The cursor is removed by copying the old screen data from this buffer to the screen's memory. COMBUF is used as BASIC's command vector to intercept the '@' function in the PRINT command.

So much for the variables and buffers, now for code. First is the USR function and commands. The routine first checks to see if *The Mouse* is linked into BASIC's system. If needed, it hooks into the 60-hertz interrupt, output port and the PRINT command.

Down at the label USR1 (Line 13900) the program tests for a string variable and aborts if it is. After getting the function number, the program jumps to a subroutine based on it. When the program returns, the number is passed to BASIC and ends the USR function. The subroutines for USR functions two to four are in lines 15800 to 17100.

TURNON (Listing 2) is used to perform function 1, turn on the Hi-Res cursor. This subroutine sets the cursor-enable bit of the cursor-status flag byte and draws the cursor on the screen.

CURON is the code that does the drawing. After checking if it's OK to draw, it finds the screen's memory location for the cursor and determines if it should use the clip draw. A clip drawer only draws the part of the cursor that is on the screen. A clipper could be used even when it is not needed, but it is very slow, about seven times slower than the cursor draw without clipping. Because of this there are two types of



What's Inside a Mouse?

To refresh your memory, *The Mouse* is an assembly language program that displays and moves a cursor and prints upper- and lowercase text on the Hi-Res graphics screen. A BASIC program may access this interface by 13 user functions and the PRINT command.

This month we are going to dive into the assembly language source code and see just how *The Mouse* does its magic. Because *The Mouse* is about 35K bytes long, it is broken down into six files. We will talk about three of them this month. We will see the assembly language side of the USR function and PRINT command along with the code for drawing the cursor (pointer). Also, we will look at how the joystick and button information is polled.

Steve Bjork has been a programmer for over 15 years. In his association with Datasoft he has authored such programs as Zaxxon, Sands of Egypt and Mega-Bug. He now handles product development for his own company, SRB Software, and has produced Stellar Life Line, Ghana Bwana and PitFall II among others. Steve lives in Simi Valley, California

Before getting started I should remind you that *The Mouse* and its source code are copyrighted (1986) by SRB Software with all rights reserved. It is presented in RAINBOW magazine for private use only and cannot be used (all or part) in any marketed product without written consent from SRB Software.

A Few Points about Relative Code

The Mouse is a code-relative program just like OS-9. The only difference is there is no direct page for the program (the direct page is already used by BASIC's system variables). The standard for address relative variables is LDA YJOY,PCR.


This instruction (when using a 16-bit offset) is about four bytes and nine clock cycles long, a little on the big and slow side. If *The Mouse* was a small program with just a few variables, this would not be much of a problem. But the program is about 3K in size and contains 26 variables, which could waste about 200 or so bytes and make it run a little slower.

If a 16-bit register was set up to point to where the variables are at run time, then a smaller and faster instruction

could be used. In *The Mouse* the U register (User stack pointer, but not used by BASIC as such) is pointed to the variable block. The previous example could be changed to LDA YJOY,U.

True, it does not look that different but it is only about 2 bytes and 5 clock cycles long (about half the time and size). In *The Mouse* two types of offsets are used, 5-bit and 8-bit. The 5-bit offset has an advantage over the 8-bit by being one byte shorter and one clock cycle faster. But there is one problem with the 5-bit offset, its limited range of -16 to +15 from where the pointer is addressing. Any offset out of this range must use an 8-bit offset, which is longer and slower. For this reason the most used variables are placed at the start of the variable table.

If the U register was just a pointer to the start of the variables list, only the first 16 bytes (offset 0 to 15) would use the 5-bit offset and all other variables would use the longer 8-bit offset. One



By Steve Bjork

Part Two: Examining the point-and-pick interface

If you don't need graphics, type PCLEAR1. On a tape-based system you can type POKE 25,6:NEW.

Unless Brother has changed its design, that 12-pin connector is not a standard serial port. You must send the signal from it to an additional optional \$150 device sold by Brother, called the Brother IF 50 Interface. The IF 50 Interface plugs into the typewriter at one end with the required 12-pin plug, and at the other end provides a buffered (2K size) serial and parallel port (you select one by a switch on the IF 50).

On the DB-25 plug, which you will plug into the IF 50 Interface, you must short pins 4, 6 and 8. Then, hook up that plug via a three-wire cable to the standard CoCo four-pin DIN connector in the following manner: Pin 3 of the CoCo DIN goes to Pin 7 of the DB-25 which will plug into the IF 50, Pin 4 of the CoCo DIN goes to Pin 3 of the DB-25 plug, and Pin 2 of the CoCo DIN goes to Pin 20 of the DB-25 connector. You will also have to properly set the Baud rate and word length, etc., on the IF 50 and the CoCo.

• *I noticed a peculiarity when writing a space game in BASIC's PMODE 4. The blue ship I drew might be red the next time I turn on the computer or press the Reset button. Why is this? Is there any way to predict what color it will be?*

Jason France
Yuba City, CA

You have discovered the "artifact color flip" peculiarity of the CoCo. The Video Display Generator (VDG) chip initializes itself to either the rising or the falling edge of the video clock at any power up or reset cycle in a manner that is both random and can neither be detected nor affected by software. This determines whether your ship will be red or blue (and whether the background will be blue or red!). There is no way to predict or control which set you will get unless you make some very sophisticated hardware modifications.

• *When running artifact color programs like Black Sanctum and Pitstop II, my CoCo 2 presents a red and green artifact color set, not the red and blue set the game's instructions say I should have. Is something wrong with my computer?*

Todd A. Black
Merced, CA

Before I can tell if something is wrong with your computer, I'd need to know if you are using a TV or a monitor. Have you tried adjusting the tint control on your TV or monitor? You might be able to adjust it to become red-blue using the tint control. If

not, you may have a problem in your TV, monitor, computer or, most likely if you are using one, your color video monitor driver circuit.

• *My Extended BASIC 64K 'F' board computer loses all color when I press Reset. Replacing the VDG chip did not help. I damaged the "flying circuit" in the plastic tube while I was working on my computer. The colors I do get are now strange. This circuit is not shown in the schematic I have. Do you know the values of the components?*

Edwin J. Mullican
Gulfport, MS

The CoCo I 'F' Board is a particularly odd case, because Tandy went into production with a board that in most cases simply failed to produce artifact colors. They had to add a fix after production of the board; that is the thing you referred to as the "flying circuit."

The flying circuit consists of a 33K ohm resistor, a 27-micro henry inductor (choke) and a 75-pico farad capacitor all hooked in series, with one end connected to Pin 33 of the VDG (the video clock line) and the other connected to the composite video input to the Aztec RF Modulator. This point can also be found on the circuit board as the junction of R45 (470 ohms) and R45 (1.5K ohms). The video clock signal can also be picked up at one end of R37 (10K ohms).

Note that early models of the CoCo I 'F' board had a different sort of fix: Tandy merely soldered a 56K ohm resistor between Pin 2 and Pin 12 of the 1372 chip (U6). You might want to experiment with using resistors between 33K and 56K between pins 2 and 12 of the 1372 chip. In your testing, be sure to solder the resistor directly to the chip. The test won't be valid if you use any kind of jumper clip cables.

• *I am interested in a quality printer that is both fast and does not produce "dotty-looking" characters. In general, I have not seen print quality that I like from less than a 24-wire print head. What do you recommend? I do not want to get involved in interfaces or DIP switch settings or changes in wiring.*

Dorothy Dow
Jacksonville, FL

Brands to look for are Toshiba and Fujitsu, both of which, in my opinion, make better high-end 24-wire print head printers. Some of the slower Toshibas are offered for under \$600.

There is no way to avoid having to set DIP switches on printers no matter what printer or computer you own. Under Disk BASIC, essentially all features of any printer except

proportional spacing can be accessed using *Telewriter* or *VIP Writer*. Under OS-9, *Stylograph* allows use of proportional spacing options.

• *I own a Zenith 123A monochrome monitor and a Mark Data Products video driver. Both work well on my CoCo. The Zenith is rated at 640 by 200 dots resolution, or 15 MHz band width. I see other monitors comparably priced rated at 700 by 200 dots and 20 MHz. What is the best resolution the CoCo can handle? What do add-ons like the Word-Pak RS and the DISTO 80-column card do for the CoCo's resolution?*

Bill Condie
Freehold, NJ

All monochrome monitors have adequate resolution to display the CoCo's Hi-Res image of 256 by 192 pixels. Indeed, specifications such as dot resolution and megahertz band width are not good indicators in determining if one composite monitor is better than another. You simply must compare monitors with your own eyes.

Both the *Word-Pak RS* and the *DISTO* 80-column card have separate video signal creation hardware that produces a higher resolution video signal for display of text (only) in an 80-column by 25-line format. The *DISTO* card has the advantage of supporting underline and boldface display, and the *Word-Pak RS* has the advantage of allowing a hacker to tinker with both its character set and its display parameters to match it to odd-ball monitors. Both draw their characters in a roughly 5 by 7 matrix on a 640 by 200 pixel resolution screen. Compare this with the 256 by 192 pixel matrix that is the maximum a normal CoCo can display.

Your technical questions are welcomed. Please address them to CoCo Consultations, THE RAINBOW, P.O. Box 385, Prospect, KY 40059.

We reserve the right to publish only questions of general interest and to edit for brevity and clarity. Due to the large volume of mail we receive, we are unable to answer letters individually.

For quicker response time, your questions may also be posted in the FORUM section of RAINBOW's CoCo SIG on Delphi. In FORUM, type ADD and address your questions to the username MARTYGOODMAN. Marty is on most every evening to respond to FORUM messages, and other CoCo SIG members may also reply to questions posted in this public message area. Please be sure to leave your name and address in any FORUM questions, since those of wide interest will be selected for publication in this column.

Introducing a new Rainbow column . . .

Remedies from the CoCo Clinic

By Marty Goodman

• *I would like to upgrade my old (gray) CoCo to display lowercase characters and would like to know what type of VDG is used. Is it a new standard IC, and if so, what is the type number, or is it a custom MC-6847 specially made for Tandy?*

*J.P. Schreur
the Netherlands*

I suggest you purchase one of the lower kit adaptors commercially available. These are boards that utilize the ability of the old 6847 to derive its character set from an external character generator EPROM. One is made by Green Mountain Micro of Roxbury, Vermont. It offers the advantage that you can reprogram the character generator EPROM with your own character set of choice.

• *I need to purchase a color monitor. While referencing ads in RAINBOW I see that some monitors do not have a Hi-Res dot-matrix of 255 by 192 dots. How could this affect the CoCo display if the monitor matrix is 300 by 300 dots, or 200 by 200 dots? Also, is there another VDG available for my CoCo that*

Martin H. Goodman, M.D., a physician trained in anesthesiology, is a longtime electronics tinkerer and outspoken commentator — sort of the Howard Cosell of the CoCo world. Marty is the database manager of RAINBOW's CoCo SIG on Delphi. His non-computer passions include running, mountaineering and outdoor photography. Marty lives in San Pablo, California.

would change the Hi-Res dot-matrix from 255 by 192?

*Charles Stierhoff
Dallas, TX*

Essentially, any make or model of composite color monitor will work fine on the CoCo. The ads that claim a given dot resolution merely refer to the maximum possible resolution the monitor can display. Thus, a monitor rated at 300 by 300 will nicely display the 256 by 192 CoCo Hi-Res screen. I do not believe there is a color monitor with resolution below 256 by 192.

• *I purchased a 16K standard BASIC CoCo 2 and upgraded it to 64K ECB myself. I [later] purchased a second CoCo 2 16K and when I went to upgrade it to 64K ECB I found the PC board had changed. The PC board we have is Revision F. When I talked with the Radio Shack Computer Center they told me this board is [difficult] and costly to upgrade — the price is \$120. You can purchase a CoCo 2 64K ECB for about \$150. The price to perform the upgrade does not make economic sense. Is there a solution?*

*John Huth
SCS, MI*

It would have helped if you had given the catalog number of the CoCo 2 you want to upgrade, but it sounds like an A or B model (number 26-3134A or 26-3134B). Inside this model are two (not eight) socketed RAM chips, usually flanked by two white single inline female connectors. Each of these chips (numbered 4416) has a total of 18 pins, not 16 like the RAM chips in older CoCos. They are found more or less in the center of the circuit board.

If your CoCo meets this description: upgrading to 64K is both cheap and simple. First, purchase two 4464 RAM chips. (They are available from Microprocessors Unlimited of Beggs, Oklahoma, phone 918-264-4961, for roughly \$4.50 per chip.) Remove the two old 4416 chips and replace them with the 4464 chips. Look to the left and the front (toward the keyboard) from the area with the two RAM chips; you will spot two jumper solder pads enclosed in a white rectangular-like screen box drawn on the circuit board, labeled either J4 or 64K on both. Just connect those two points together (using a short piece of wire and a low-power soldering iron) and your upgrade is complete.

• *When I turn on my Color Computer and ask for the amount of available memory, it returns about 22K (I have a 64K computer). What instruction do I give to obtain the most amount of memory?*

My typewriter is a Brother Compactroni 60 and is computer-interfaceable. I have contacted the manufacturer and they indicate that it is fully compatible with the Color Computer. Unfortunately, its serial port has 12 pins. Do you know where I can get a 12 pin male plug?

*Anthony Depalme
Plainfield, N.J.*

The BASIC operating system of the CoCo was only designed to use 32K of RAM. To use all 64K you need to write or buy appropriate machine language programs, or use OS-9. Expanding available memory for use with Disk BASIC is virtually impossible because of the machine setup and the way BASIC was written in the ROMs. However, to get the most memory on a disk system,

Protect Your Valuable Magazine Collection With . . .



DISTINCTIVE, DURABLE RAINBOW BINDERS

For greater convenience, order RAINBOW Binders through the shopping area of the CoCo SIG of Delphi!

Each issue of THE RAINBOW is a vital resource that you will refer to again and again, to gain insights, to explore new areas of interest or simply to refresh your memory. So, you need to keep your copies of THE RAINBOW safe — in high-quality, vinyl binders that provide complete protection.

These distinctive red binders not only ensure that your RAINBOWs stay in mint condition, but they showcase your collection as well. Each binder is clearly embossed with the

magazine's name in gold lettering on both the front and the spine. They're a handsome addition to any room.

They also make it possible for you to organize your work space and eliminate the clutter on a permanent basis. You'll spend more time on your CoCo and eliminate those frustrating searches for misplaced magazines.

A set of two handsome binders, which hold a full 12 issues of THE RAINBOW, is only \$13.50 (please add \$2.50 for shipping and handling).

Special Discounts On Past Issues With This Offer

To help you complete your collection of THE RAINBOW, we're offering a special discount on past issues with the purchase of one or more sets of binders.

When you place an order for six or more back issues of THE RAINBOW at the same time you order your binders, you are entitled to \$1 off each magazine, which normally sells for the single issue cover price. For an order form, please refer to our "Back Issue Information" page (check Table of

Contents under departmental listings). Also with this offer, copies of the "Official And Compleat Index To THE RAINBOW" (a comprehensive index of RAINBOW's first three years, July 1981 through June 1984), usually priced at \$2.50, may be purchased for only \$1 with a set of binders.

Due to heavy demand, we suggest you order back issues now while supplies last.

.....
_____ **YES.** Please send me _____ set(s) of RAINBOW binders at \$13.50 per two-binder set (plus \$2.50 per set for shipping and handling). If your order is to be sent via U.S. Mail to a post office box or to another country, please add \$2. Kentucky residents add 5% sales tax. **U.S. currency only, please.**

Order one or more sets of binders and take advantage of these exciting offers:

_____ I also want to take advantage of a special savings of \$1 off the single issue cover price for back issues with the purchase of a set of binders. (Minimum order of 6 magazines. An order form from a recent issue indicating the back issues you wish to receive should accompany this order.)

_____ I want to purchase the first three-year index to THE RAINBOW (July 1981 through June 1984) at the special price of \$1 (regular price \$2.50) with my purchase of one or more sets of binders.

Name _____

Address _____

City _____ State _____ ZIP _____

My check in the amount of _____ is enclosed. (In order to hold down costs, we do not bill.)

Charge to: VISA MasterCard American Express

Account Number _____ Expiration Date _____

Signature _____

Mail to: **Rainbow Binders, The Falsoft Building, Prospect, KY 40059.**

To order by phone (*credit card orders only*) call 800-847-0309, 8 a.m. to 5 p.m. EST.

For other inquiries call 502-228-4492.

chived polls, go to the Topics section of the SIG. Jim archives older polls to allow users to create even more polls. Only 20 polls can be active at any given time. To vote on an active poll, type POLL from the CoCo SIG prompt.

Jim has also been quite busy answering Mail and Forum messages, as well as weeding out older Forum messages that no longer have any information value. It appears we have found a quick way to correspond with other CoCo enthusiasts. For the newcomers to the CoCo SIG, we ask that certain guidelines be followed in sending messages. Questions and suggestions involving normal SIG operation should be sent to Jim Reed or me. This can be in either the Forum or via Mail, although we would like to see them in the Forum to keep them public. Questions about the database should be referred to **Marty Goodman** (MARTYGOODMAN) or **Steve Bjork** (6809ER). Any questions about the production of the RAINBOW should be sent to EDITORS and those concerning subscriptions should be sent to ORDERS. Any messages sent to EDITORS or ORDERS should be sent via the Mail section only, since they are not of general interest.

Free SIG Time!

We are pleased to announce the opening of a new section on our CoCo SIG. The section is titled Questions & Feedback and is accessible from the main CoCo SIG menu. Selections offered in this new section include Feedback to Sig Staff, Order RAINBOWfest Tickets, Request for Free Upload Time and Trouble Report.

The intent of the new section is to provide a quick method of obtaining help or services. To use this new feature just type QUE at the main CoCo SIG prompt. You will be presented with the menu of choices. Type the first three characters of the appropriate choice and then type READ. You will then be allowed to fill out a "form" that is simpler than typing your name. Just follow the prompts.

To Jim Reed goes a big chunk from that pot-o'-gold for all his perseverance (and late nights) working on getting this much-welcomed addition in operation!

Next Month

Next time I hope to continue our discussion of the database. Emphasis will be placed on uploading of files to our CoCo SIG.

ics world. Paul Normand has given us a curious *CHAIR-R-Us* program, and **Roger Bouchard** (HARBIE) has uploaded some striking animal images: in particular, a wildcat picture worth downloading and examining.

Ira Goldwyn (IRAG) recently arrived on the SIG with an immense number of graphics images. Most of these are cartoons or enhanced digitized pictures. His *Famous Faces* group includes W.C. Fields, Groucho Marx, Mr. Spock and (my favorite) Alfred E. Neuman. His *Looney Tunes* group includes Speedy, Tweety, Coyote, Elmer, Daffy and others of our friends. His cross-eyed *Mona Lisa* is an amusing bit of digitizer vandalism. I expect we'll be seeing more of Ira's material over the next few months.

In the Product News section I have uploaded a 15K piece that describes nearly all I know [Editor's exclamation!] about 80-column cards for the CoCo. This is an exhaustive comparative review of all four 80-column cards made for the CoCo, with material for the novice and dedicated hardware hacker alike. This review has already been more popular in terms of download count in its first two weeks of existence than most other reviews that have been there for months. I also have uploaded a comprehensive review of the new Tandy Modem Pak for the CoCo.

In the OS-9 database **Kent Florian** (DALEK) has given us the *Dolphin Editor*, a screen editor written in C. **Denny Skala** (DENNYSKALA) has provided a patch for function keys for Version 1.0 and Version 2.0. He has also given us an OS-9 driver for the J&R Banker 256/512K RAM upgrade. **Allan H. Smith** (LUTHER) has given us a driver for the Tandy Speech Sound Pak. (There are versions of this driver for both OS-9 Version 1.0 and Version 2.0.)

We have a number of new games. Paul Normand has provided us with three new entries: *Egyptian*, *Birdcreatures* and *Dicegame*. The first two are "U-Zap-Em" sorts of games. Steve Macri has given us *Drag.BAS*, a drag race game. Finally, one of the authors of *Graphicom* and *WEFAX* decided to doodle with his FORTH system, and, as a little exercise, whipped out a simple version of that classic computer game *Lunar Lander*. This is in compiled FORTH (it is downloaded and executed like any other binary program) and features very smooth graphics. A word of caution: This file is 27K long!

In the Music topic area, **Ken Bragg** (KILRCOCO) has submitted the first new music file we have seen in ages! The submission, *Open Arms*, is a darn good one.

The CoCo SIG staff heartily thanks all

members for their contributions to the database.

A Look Back and a Look Forward

Our database has been steadily growing. The largest growth has been in the Graphics section, with the Utilities section close behind. Ira Goldwyn, a long-term CoCo BBS user, has amassed an immense library of Color Computer art, consisting of original art, cartoons and digitized pictures. He has contributed heavily to our Graphics database. Ira says he has over 2,000 CoCo art files in his library. I expect we'll be seeing quite a bit more from him. Soon, we expect to have the RAINBOW's "CoCo Gallery" pictures in the Graphics section, available to members without surcharge.

The labors of our new OS-9 section leader, Steve Bjork, are beginning to be felt in the OS-9 database. OS-9 files are now promptly enabled. Steve has worked closely with some of the more recent contributors to improve their files. Arrangements are now in progress for software from the OS-9 users group to start appearing in our OS-9 library. And the "KISSable OS-9" program files from RAINBOW will soon be available in the OS-9 Data Library section, though accessing those "KISSable OS-9" files will incur a \$3.50 surcharge, as is the case with regular RAINBOW ON TAPE material. Members will be alerted to this by a dollar sign (\$) in the filename.

Soon, I hope to find time to upload all of the *WEFAX* program material I have in my personal library, including a dozen or more graphics files of the documentation for *WEFAX*, hand-drawn by the authors of *WEFAX* and *Graphicom*. Coming from these same folks will be an RTTY program to allow amateur radio operators to receive and transmit RTTY signals using the CoCo, and a Morse Code practice program that incorporates all of the latest ideas about how to properly learn the code and improve speed. **Don Hutchison** (DONHUTCHISON) will soon be uploading some useful schematics and associated documentation for simple, rugged disk drive power supplies to the Hardware Hacking section. He and I have been working on these for the last few weeks, collaborating via Delphi Mail. I may also have time to upload some more font sets for *Graphicom*. I plan to write some new product reviews, including a comparison of all available 256K RAM disk upgrades for the CoCo, and a comprehensive product review of the new DS 69A video digitizer from Microworks, which is a most impressive product.

— Marty
(MARTYGOODMAN)
Delphi CoCo SIG Database Manager

Once you are in the file room and in front of the appropriate file cabinet, start opening the drawers to see what's there. Just type DIR to get a directory of the various groups. Make sure to jot down any items you may want to download. When the directory has finished (use CONTROL-'O' to abort the output), type READ XXXX where "XXXX" is the name of the group of files you want to see. You *must* READ a group before you can download it.

What you should see now is a slew of information about the group, such as file size, who submitted the files, what the files do and a list of the files in that group. The last thing to appear on the screen is the ACTION> prompt. This is Delphi's way of saying you can download or list the file now. If you press ENTER at this prompt, the information about the next group in the directory is sent to your screen.

Ready to Download

To initiate an XMODEM download, type XM. You are prompted with: type three consecutive <Control->'s to abort.
K, receive! (text)

In this case, the file is an ASCII file as indicated by "text" in the above example. If the file is binary, "text" is replaced by "blocked." At this point initiate XMODEM receive on your terminal program. On *Mikeyterm*, this is done by using CONTROL-'4'.

The file should begin transfer into your computer. When transfer is complete, your terminal program prompts you. Save the file to tape or disk. It is wise to look at the contents of the buffer first. If you can read each character in the buffer, the file should be saved as an ASCII file. If, however, the buffer contains what appears to be graphics characters and other "garbage," the file is in binary (not necessarily machine-language) and should be saved accordingly.

To initiate an ASCII download, type DOW at the ACTION> prompt. Delphi responds with:

Ready... Press RETURN to begin:

At this point, open the buffer on your communications software and press RETURN. As the file is transferred, you will see its contents scroll down the screen. Since binary files cannot be transferred in this manner, remember to save the file to tape or disk in ASCII.

Final Notes on Downloading

That's all there is to it! Once the file

is saved, simply return to the communications mode and continue having fun. If the group from which you downloaded contains more than one file, you will probably want to get others, too. When you return to communications, Delphi will still be just "sitting" there. If you press ENTER, Delphi responds by starting a transfer of the next file in the group. If the group only contained one file, when you press ENTER, Delphi responds by sending the information for the next directory group to the screen. This is handy for downloading several consecutive files and groups.

If there is more than one file in a particular group, you don't have to download them all. If you only want to

download the third file listed in the group, for example, just type XM 3 or DOW 3 accordingly at the ACTION> prompt.

To return to the database prompt for the database you are in, use CONTROL-'Z'. To change to a different topic area, type SET XXX where "XXX" is the first three letters of the database area you want.

If you have further questions, please direct them to Marty Goodman or me in Forum so that others may learn as well.

On Other Items

CoCo SIG Manager Jim Reed is busy archiving older polls. To see the ar-

a delete disk file utility. **Milton Webb** (MILTWEBB) contributed a disk utility program, and **Paul Normand** (PAUL-NORMAND) has provided a program for cataloging video tapes (*BETA.BAS*). **Chris Bergerson** (CHRISB) donated a *Disk Label Maker* utility.

In the Hardware Hacking topic area Steve Bjork has uploaded a utility for checking out the memory in a DISTO RAM Disk card. I've uploaded an article on how to upgrade all models of CoCo 2, and one discussing the use (and abuse) of high speed pokes on the CoCo. I also have uploaded a technical file for owners of the J&R Banker on how to fix the hardware so you'll never have to disable the unit to run any CoCo program. This hardware fix cures the unit's problem of not working with programs that talk to the SAM using CLR instructions. Finally, I have uploaded some alternate fonts for burning into 2716-1 EPROMs to improve the appearance of the character set of the PBJ *Wordpak-RS*. Included are utilities to create your own fonts.

In the Graphics database, there is a staggering number of new and lovely uploads. **Stephan Macri** (DRACMAN) has given us a utility to convert the output of the C64 Doodle converter into *CoCo Max* file format. Mark Kowitt has provided us with a beautiful enhanced digitized image from the movie *The Color Purple*: a striking silhouette of Celie. Mark has also given us a whole group of digitized faces entitled *Strange Faces*, which further establishes digitized images as a true art form. **Keith W. Smith** (UGLY) has provided us with a poster showing some of *Murphy's Laws*, and **Loren J. Howell** (XENOS) has given us a CGP-115 dump program. Loren has also uploaded two pictures of butterflies, one of a Monarch and one of a Cyrus Morphus. I am impressed with the detail and accuracy of these images, and with their sheer beauty. Loren appears to be a budding Audubon of the CoCo graph-

Database Report

By Marty Goodman

In May, I uploaded a file to the General topic area describing the tragic loss of a GOES weather satellite because of a malfunction in its Delta booster rocket. Also present is a file on how to use DOT commands in messages to make them appear on the forum nicely formatted.

Steve Bjork (6809ER) has contributed a random number generator in assembly language source code to our Source For 6809 Assemblers topic area. Steve, one of the best known CoCo games programmers has, over the last year, been producing a lot of code he has been placing in the public domain. His excellent *Mouse* utilities have been appearing in the pages of RAINBOW over the last couple of months. I have uploaded to the Source For 6809 Assemblers area the source code file for the *MS19SET* format program that allows a CoCo to format MS-DOS type disks. This code is highly commented, and while written to create a single-sided MS-DOS disk, can easily be modified to generate double-sided MS-DOS format. **Art Flexser** (ART-FLEXSER), author of *ADOS* and *Peeper*, has continued to upload more of his tutorials to the Source code section. Among them is a tutorial on how to program the PIAs of the CoCo to read the keyboard and an introduction to ML sorting.

Our Utilities section has been expanding with new files from many members. **Mark Kowit** (TOBOR8) has uploaded *Real Estate Management and Evaluation* programs. **Jim Manning** (JIMBM) has uploaded a *Homebudget* program, and **Bill Lippert** (BEERBELLY) has given us

Using the CoCo SIG

By Cray Augsbury
Rainbow's CoCo SIG
User Name: RAINBOWMA

Let's take a trek into the workings of the database on the CoCo SIG, and while we're on this voyage, we'll look in detail at how to download and upload files while on Delphi. However, we first need to become more familiar with the fundamentals.

File Formats

A file is a group of related characters and symbols. Generally the term "file" refers to a program, an article or a set of data. There are two different formats for the storage of information in files: ASCII and binary. Binary files are sometimes referred to as compressed or tokenized. An ASCII file contains readable characters, while a binary file contains characters that represent the zeroes and ones the computer works with.

ASCII is the preferred format for text files or articles. It is sometimes best to store BASIC programs in the ASCII format. Incidentally, we request all BASIC files for uploading be stored in ASCII. Binary is used for the storage of tokenized BASIC files, machine language programs, graphics and music files. Infrequently, text files are stored in binary format.

File Transfers

There are two distinct methods of uploading and downloading files. These are the ASCII transfer method and XMODEM transfer. While the ASCII transfer can only be used to transfer ASCII files, XMODEM can be used to transfer both ASCII and binary files.

Cray Augsbury is RAINBOW's technical assistant and has an associate's degree in electrical engineering. He and his wife, Ruth Ann, have two children and live in Louisville, Kentucky. His user-name on Delphi is RAINBOWMAG.

ASCII transfer is simply the transmission or reception of a character-by-character image of a file. Since the ASCII code uses only the lowest-order seven bits of each byte, control codes and other special information (binary code) cannot be transmitted in this way. ASCII transfer involves no automatic error detection, so it is frequently unreliable for the transfer of information.

The XMODEM protocol transfers complete bytes and, therefore, allows the transfer of binary information and control codes. When a file is being transferred via XMODEM from a host computer to a remote computer, the information is sent in groups (blocks) of 128 bytes rather than a continuous stream. This allows for error detection in the transfer.

Once a block is transferred, the host computes a checksum value based on the information contained in the block. The remote computer also does this, and sends the value back to the host. The host compares the computed values and, if they are the same, transfers the next block in the file. If the values do not match, the host knows the sent block was not correct and resends the block. Most XMODEM terminal programs allow the host to send a correct block up to 10 times, if necessary. This allows for the transfer of error-free ASCII or binary files. It is for these reasons we suggest you use a terminal program that includes XMODEM capability. If you do not have access to one, you can download *Mikeyterm* from the data communications database via ASCII transfer. *Mikeyterm* is an easy-to-use XMODEM terminal program that supports several system configurations including tape-based systems.

Database Organization

The CoCo SIG database can be

viewed as a room full of file cabinets. There are 16 file cabinets; one for each topic area of the database. Each cabinet contains several drawers (we call the groups on Delphi.) Each drawer contains one or more folders (files, programs) in it.

Type DAT to get the database for the CoCo SIG. You will see a TOPIC prompt; enter the name of the topic area you want to peruse (see Table 1.) Remember, Delphi allows you to enter the first few unique characters in place of the entire name. A shorter method is to include the topic name on the command line with DAT. For instance, at the CoCo SIG prompt type DAT GAM to enter the games database.

Table 1

Topic Areas of the CoCo SIG Database

- 1) General Information
- 2) Info on RAINBOW
- 3) BASIC Programming
- 4) OS-9
- 5) Source For 6809 Assemblers
- 6) Help
- 7) Utilities & Applications
- 8) Product Reviews & Announcements
- 9) Hardware Hacking
- 10) RAINBOW ON TAPE
- 11) Games
- 12) Data Communications
- 13) Graphics
- 14) Managers Only*
- 15) Music & Sound
- 16) Preview*

* These areas are accessible only by SIG staff. Managers Only is used for the storage of suggestions by the staff. Preview is the area where new submissions wait before they are moved into the public areas.


```

590 IFX$="@ "THEN770
595 X=ASC(X$)-64:IFX<1 OR X>PC T
HEN585
600 IFK(X)=1THEN615
605 PRINT:PRINT" SORRY, BUT IT I
S";Z$;:NW=NW+1
610 GOTO620
615 PRINT:PRINT" YES! THE ANSWER
IS"Z$;:NC=NC+1
620 NT=NT+1:IF NT<10THEN630
625 GOSUB785:NT=1
630 X$=INKEY$:IFX$=""THEN630
635 IFX$="@ "THEN770
640 IFX$=CHR$(13)THEN370
645 GOTO630
650 CLS:PRINT:PRINT" HOW WOULD Y
OU WRITE OUT THE FOLLOWING D
IGIT ?"
655 PRINT:PRINT" => ";Z$
660 TM$=R$:TX=RND(2):IFTX=2THEN6
70
665 D$(1)="A" "+R$:D$(2)="B" "+A
L$:AN$="A":GOTO675
670 D$(2)="B" "+R$:D$(1)="A" "+A
L$:AN$="B"
675 GOSUB680:GOTO725
680 PRINT:FORY=1TO2:R$=D$(Y)
685 T=LEN(R$):IF T<=30THEN710
690 FORI=30TO0STEP-1:IFMID$(R$,I
,1)=" "THEN705
695 IFMID$(R$,I,1)="-"THEN705
700 NEXTI:GOTO710
705 L$=" "+LEFT$(R$,I):R$=RIGHT$(
R$,T-I):PRINTL$:GOTO685
710 PRINT" "R$
715 IFY=2THENRETURN

```

```

720 PRINT:NEXTY
725 X$=INKEY$:IFX$="A"THEN745
730 IFX$="B"THEN745
735 IFX$="@ "THEN770
740 GOTO725
745 PRINT@160,"";:FORI=1TO320:PR
INT" ";:NEXT:PRINT@192,"";
750 IFX$=AN$THENPRINT" CORRECT!
THE ANSWER IS":NC=NC+1
755 IFX$<>AN$THENPRINT" SORRY! T
HE ANSWER IS":NW=NW+1
760 D$(1)=TM$:D$(2)="" :GOSUB680
765 GOTO620
770 CLS:PRINT@101,"YOU TRIED"NC+
NW"PROBLEMS &":PRINT@165,"ANSWER
ED"NC"CORRECTLY"
775 PRINT@229,"WHILE DOING"NW"WR
ONG."
780 GOSUB785:GOTO825
785 NQ=NC+NW:IF NQ=0THEN NQ=1
790 MS=INT(NC/NQ*100)
795 IF MS<70 THEN RR=RR-1
800 IF RR<0 THEN RR=1
805 IF MS>95 THEN RR=RR+1
810 IF RR>5 THEN RR=5
815 ON RR GOSUB155,160,165,170,1
75
820 RETURN
825 PRINT@293,"YOUR SCORE IS"MS"
%."
830 PRINT@357,"ANOTHER TRY (Y/N/
C) ?";
835 X$=INKEY$:IFX$="Y"THEN RUN
840 IFX$="N"THENCLS:END
845 IFX$="C"THEN370
850 GOTO835

```

PRINTERS!!!

NEW! Star Micronics NX-10	\$295
Okidata 192 (Parallel)	\$370
Okidata 192 (Serial)	\$425
Okidata 182	\$240
Silver Reed 550 (Daisy Wheel)	\$395
Silver Reed 400 (Daisy Wheel)(Par. or Serial)	\$200

Other Printers, Monitors, and Accessories for CoCo and IBM upon request.
 \$15 off interface with purchase of printer.
 Find your cheapest published price and we'll beat it!!!

SP-2 INTERFACE for EPSON PRINTERS:

- 300-19,200 BAUD rates
- Fits inside printer — No AC Plugs
- Optional external switch (\$5.00 extra) frees parallel port for use with other computers
- \$49⁹⁵ (plus \$3⁰⁰ shipping)

SP-3 INTERFACE for MOST OTHER PRINTERS:

- 300-19,200 BAUD rates
- External to printer — No AC Plugs
- Built in modem/printer switch—no need for Y-cables or plugging/unplugging cables
- \$64⁹⁵ (plus \$3⁰⁰ shipping)

Both also available for IBM, RS-232 and Apple IIC computers.

DISK DRIVE SYSTEMS

ALL 1/2 HEIGHT DOUBLE SIDED

Drive 0 (addressed as 2 drives!)	\$235
Drive 0,1 (addressed as 4 drives!)	\$350
All above complete with HDS controller, cable, & drive in case with power supply	

Bare Double Sided Drives	\$109
Dual 1/2 Height Case w/Power Supply	\$49
Double Sided Adapter	\$25
HDS Controller, RS ROM & Instructions	\$99
25 CDC DS/DD Diskettes	\$32 & \$3 s/h

We use the HDS controller exclusively. Can use 2 different DOS ROM's.

Shipping Costs: \$5/drive or power supply, \$10 max.

Co Co Serial Cables 15 ft.—\$10. Co Co/RS-232 Cables 15 ft.—\$20.

Other cables on request. (Add \$3⁰⁰ shipping)

**C
N
R** ENGINEERING

P.O. Box 293
 Raritan, NJ 08869
 (201) 722-1055


```

$):L$=L$+A$(P)
340 RETURN
345 W=LEN(Z$):FORI=1TOW:IFMID$(Z
$,I,1)="."THEN355
350 NEXTI
355 D$=LEFT$(Z$,I):E$=RIGHT$(Z$,
W-I):A=VAL(D$):GOSUB265:R$=L$+"A
ND":Q=LEN(E$):A=VAL(E$):GOSUB26
5:AL$=R$+L$+C$(Q+1):R$=R$+L$+C$(
Q):L$=""
360 IF LEFT$(R$,9)="ZERO AND "TH
EN R$=RIGHT$(R$,LEN(R$)-9)
365 RETURN
370 CLS:F=RND(G):L=RND(H)
375 Q$="" :PQ$="" :IF F=0THEN405
380 FORY=1TO F:K=RND(10)-1:IF K=
0 AND F=1 THEN K=1
385 K$=STR$(K):K$=RIGHT$(K$,1):Q
$=Q$+K$:NEXTY
390 IF VAL(Q$)=0 THEN370
395 IF VAL(LEFT$(Q$,2))=0 THEN37
0
400 IF L=0 THEN430
405 Q$=Q$+"." :FORY=1TO L-1:K=RND
(10)-1:IFK<4THEN K=0:GOTO415
410 K=RND(10)-1
415 K$=STR$(K):K$=RIGHT$(K$,1):P
Q$=PQ$+K$:NEXTY
420 K=RND(9):K$=STR$(K):K$=RIGHT
$(K$,1):PQ$=PQ$+K$
425 Z$=Q$+PQ$:GOSUB345
430 IF DM=2THEN650
435 CLS
440 IF DM=0THEN455
445 PRINT:PRINT" ENTER A DIGIT W
HICH REPRESENTS THE FOLLOWING W
RITTEN NUMBER.":PRINT
450 GOTO460
455 CLS:PRINT:PRINT" WHICH DIGIT

```

```

BELOW REPRESENTS THE FOLLOWI
NG WRITTEN NUMBER ?":PRINT
460 T=LEN(R$):IF T<=30THEN485
465 FORI=30TO0STEP-1:IFMID$(R$,I
,1)=" "THEN480
470 IFMID$(R$,I,1)="-"THEN480
475 NEXTI:GOTO485
480 L$="" "+LEFT$(R$,I):R$=RIGHT$
(R$,T-I):PRINTL$:GOTO460
485 PRINT" "R$
490 IF DM=0THEN510
495 PRINT:PRINT" => ";:LINEIN
PUTZZ$
500 IF VAL(ZZ$)=VAL(Z$)THEN615
505 GOTO605
510 P(1)=VAL(Z$):P(4)=P(1)*10:P(
3)=P(1)*10/100
515 V=P(1)-INT(P(1)):V=V*10/100:
P(2)=INT(P(1))+V
520 IF LEFT$(PQ$,1)<>"0"THEN530
525 TT=LEN(PQ$):QT$=RIGHT$(PQ$,T
T-1):QL$=Q$+QT$:P(2)=VAL(QL$)
530 P$(1)=Z$:FORI=2TO4:P$(I)=STR
$(P(I)):NEXT:P$(5)=P$(1)+"0"
535 FORY=1TO PC:IF RIGHT$(P$(Y),
3)<>"001"THEN550
540 RT=LEN(P$(Y))-1:FORJ=RT TO 1
STEP-1:IF MID$(P$(Y),J,1)="0"THE
NNEXTJ
545 P$(Y)=LEFT$(P$(Y),J)
550 NEXTY
555 FORY=1TO PC
560 K=RND(PC):IF L(K)=1THEN560
565 L(K)=1:K(Y)=K:NEXT
570 FORI=1TO5:L(I)=0:NEXTI
575 PRINT
580 FORI=1TO PC:PRINTTAB(6);CHR$
(64+I);" ";P$(K(I)):NEXT
585 X$=INKEY$:IFX$=""THEN585


```

Robotize Your Co Co with EMC

Our unique expansion hardware enables you to create a versatile automated control system. All EMC boards come fully assembled and computer tested.

- | | |
|---|----------------|
| Model 100 Parallel Port (PIA)
Features: Two 8 Bit Bi-Directional Ports, 4 Control Lines, Sample Software Provided | \$53.85 |
| Model 200 Buss Driver
Features: TTL, Fanout of 10, 2 Card Slots and Flexible Ribbon Buss Provided. Additional Connectors Available. | \$83.75 |
| Model 400 Mother Board
Features: 4 Slots, 5 Gold Pin Connectors, PC Board, for all Addr. Decoded Boards. | \$54.75 |
| Model 500 Motor Control Amp
Features: TTL Compatible, LED Direction Indicators, Drives DC Motors 500 MA Max at 12 VDC. | \$43.70 |

Purchases Add \$3.00 Shipping & Handling with Check • Shipping is FREE with Money Orders • Florida residents add 5% sales tax • Send for FREE Brochure • For Information Call (813) 896-8295



ELECTRONIC MOTION CONTROL
P.O. Box 17271 • ARPT Station
Clearwater, Florida 33520

Dealer Inquiries Welcome


```

175 G=4:H=4:PC=5:RETURN
180 PRINT@453," (D)IGIT OR (W)RI
TTEN ";
185 X$=INKEY$:IFX$="D"THEN200
190 IFX$="W"THEN DM=2:GOTO235
195 GOTO185
200 PRINT@453," (S)ELECT OR (I)N
PUT ";
205 X$=INKEY$:IFX$="S"THEN220
210 IFX$="I"THEN225
215 GOTO205
220 DM=0:GOTO230
225 DM=1
230 CLS
235 K=RND(-TIMER)
240 DATAONE,TWO,THREE,FOUR,FIVE,
SIX,SEVEN,EIGHT,NINE,TEN,ELEVEN,
TWELVE,THIRTEEN,FOURTEEN,FIFTEEN
,SIXTEEN,SEVENTEEN,EIGHTEEN,NINE
TEEN,TWENTY,THIRTY,FORTY,FIFTY,S
IXTY
245 DATASEVENTY,EIGHTY,NINETY,HU
NDRED,THOUSAND,TENTHS,HUNDRETHS,
THOUSANDTHS,TEN-THOUSANDTHS,HUND
RED-THOUSANDTHS
250 FORI=1TO19:READA$:A$(I)=A$+"
":NEXT:FORI=2TO9:READA$:B$(I)=A
$+" ":NEXT:READH$,TH$:H$=H$+" ":

```

```

TH$=TH$+" ":A$(20)=B$(2)
255 FORI=1TO5:READC$(I):NEXT
260 GOTO370
265 L$=""
270 IFA=0THENL$="ZERO ":GOTO340
275 N$=STR$(A):W=LEN(N$):N$=RIGH
T$(N$,W-1):W=W-1
280 ON W GOTO320,320,305,300
285 P$=LEFT$(N$,2):P=VAL(P$):IFP
>20 THEN295
290 L$=L$+A$(P)+TH$:W=3:N$=RIGHT
$(N$,3):GOTO305
295 P$=LEFT$(N$,1):P=VAL(P$):L$=
L$+B$(P):P$=MID$(N$,2,1):P=VAL(P
$):L$=L$+A$(P)+TH$:N$=RIGHT$(N$,
3):GOTO305
300 P$=LEFT$(N$,1):P=VAL(P$):L$=
L$+A$(P)+TH$:N$=RIGHT$(N$,3):W=3
305 P$=LEFT$(N$,1):P=VAL(P$):IF
P=0THEN315
310 L$=L$+A$(P)+H$
315 W=LEN(N$):N$=RIGHT$(N$,W-1)
320 P$=RIGHT$(N$,2):P=VAL(P$):IF
P>20 THEN335
325 L$=L$+A$(P)
330 GOTO340
335 P$=LEFT$(N$,1):P=VAL(P$):L$=
L$+B$(P):P$=RIGHT$(N$,1):P=VAL(P

```

ADOS ENHANCED, EPROM-ABLE DISK BASIC

Now, you can supercharge Basic with an impressive array of extra features WITHOUT sacrificing compatibility! ADOS is compatible with virtually 100% of commercial software. Customizing utilities are provided to allow user-defined command abbreviations, baud rate, step rate, tracks per disk (35 or 40), support of double-sided drives, and more. After customizing ADOS, you can have it burned into an EPROM that plugs into the Disk Basic ROM socket, or just use it in RAM as a 64K disk utility. (EPROM + burning will cost about \$20—we provide information concerning how you can have this done.) Features include: • repeat and edit of the last direct-mode command • 26 definable control-key abbreviations • automatic line-number prompts • DOS command • lowercase command entry (a fine complement to a LowerKit or PBJ WordPak) • COPY (filename) to (drive number) • AE error override option • RAM command (64K) • RUNM command • text echoing to printer • ML monitor • text file scan • enhanced directory • error trapping • hi-res text utility included (42, 51, or 64 characters per line)

"I COULD NOT FIND ANY SOFTWARE THAT WOULD NOT RUN UNDER ADOS."
THE RAINBOW, December 1984

"I LOVE ADOS! ... A GENUINELY FIRST RATE PRODUCT."
Color Micro Journal, February 1985

"I WON'T PART WITH MY ADOS EPROM FOR ANYTHING ... NO COMPATIBILITY PROBLEMS."
Hot CoCo, May 1985

Disk...\$27.95

THE PEEPER ML PROGRAM TRACER

Monitor machine-language programs AS THEY ARE RUNNING! Peeper actually timeshares with the target program, giving FULL CONTROL as ML programs run. Switch instantly between watching regular program output and Peeper's trace of registers and stack on screen or printer. Inspect memory in any of 26 display modes. Execution speed can be varied from full speed to the barest crawl, or halted entirely, as programs run. Single-stepping, breakpoints, memory or register examine/change. Relocatable, supports 64K use. (16K required) See February '85 review.
Disk...\$23.95 Tape...\$21.95 Assembler source listing...Add 3.00

FASTAPE THE NEXT BEST THING TO A DISK DRIVE

Fastape allows cassette I/O at 3000 baud—TWICE NORMAL SPEED. It uses the high-speed (POKE 65495,0) mode, and makes it convenient to stay in this mode throughout. Features automatic adjustment of cassette and printer parameters when speed mode is changed. Control-key functions for many Basic commands and for changing speed modes. Compatible with all file types, and can be used with Teletwriter 64 and many other tape utilities. (16K required) See July '83 review.
*Tape...\$21.95 \$11.95 (NEW DISCOUNT PRICE!)

SPECTROSYSTEMS

11111 N. Kendall Drive,
Suite A108
Miami, Florida 33176
(305) 274-3899 Day or
Even

No delay on personal checks

Please add \$4.00 shipping, but no credit cards or CODs

● **COLOR BANKBOOK \$19.95**

● **BUSINESS BANKBOOK
SYSTEM ONE
FOR ONE DISK DRIVE
\$49.95**

**SYSTEM TWO
FOR TWO DISK DRIVES
\$49.95**

● **SUPERDISK UTILITY
SEE REVIEW IN MAY '86 \$ 9.95
RAINBOW PAGE 191**

● **RADIOLOG \$ 9.95
SEE REVIEW IN MAY '86
RAINBOW PAGE 209**

● **CODE PRACTICE \$ 9.95**

ORDERS OR INFORMATION

**CALL 1-800-628-2828
EXTENSION 552**

ALL PROGRAMS INCLUDE MANUALS,
REQUIRE 32K AND 1 DISK DRIVE.
ADD \$2.00 SHIPPING & HANDLING
FLORIDA RES. ADD 5% SALES TAX

**SUNRISE
SOFTWARE**



**8901 NW 26 ST DEPT R
SUNRISE, FL 33322**

must enter the correct digit number to get a correct response. Keep in mind that the number entered must not have any commas in it. After a response has been given, you may press '@' for the score, but not during the input part. Otherwise, the '@' symbol is interpreted as an incorrect response.

When you finally go to the score card, either press 'C' to continue, 'Y' to run the program again, or 'N' to end the program.

The program should fit easily into a 16K CoCo, but if you have any doubts, PCLEAR1 first. You could also include the speed-up POKE as one of the lines, but quite honestly, the program runs rapidly enough as it is.

A Few Words About Title Maker

I have gotten letters from a few people who have had difficulty with the CoCo *Title Maker* from several months ago. While I don't have the time for

individual replies, this should cover most of the concerns.

First, some have written and asked if there were any mistakes in the listing. No, the listing is without error. Some of you may have made typing errors when keying it in. When in doubt, subscribe to RAINBOW ON TAPE.

Some have said they get a ?DS error when trying to reload the BASIC program created by *Title Maker*. This happens only if you have left out a semicolon somewhere in the original listing. Recheck your typing. If that doesn't work, you could always load the new BASIC program into a word processor like *Color Scribes*. First try loading the program into BASIC. If you get the ?DS error, it means you have a direct statement without a line number. List what has loaded to see in what line the problem appears. Then load the BASIC program into the word processor, and remerge the lines where this error oc-

curs. Save the result and then reload into BASIC.

Others say they have gotten the ?F error when trying to load the new BAS program from disk. This only happens if you analyze the screen and then save the screen to disk in machine language. What happens is that the machine language screen is saved with a /B extension. Use RENAME to give the machine language listing a /BIN extension, reload it into the *Title Maker*, and then analyze it to disk. This should solve this very rare quirk.

As a rule of thumb, it is better to save first, and then analyze second.

Conclusion

I hope this fourth installment in the Life Skills series proves valuable to you whether you are a teacher or have youngsters in the family. Keep thinking up those ideas, and I'll see what I can come up with. See you next month. [

95.....6
180.....250
270.....188
355.....68
450.....230
540.....156
640.....240
750.....156
END.....29

The listing: LIFESKL4

```

10 REM*****
15 REM* LIFE SKILLS MATH DRILL *
20 REM* WRITTEN NUMBERS *
25 REM* BY FRED B.SCERBO *
30 REM* 60 HARDING AVE *
35 REM* NORTH ADAMS,MA 01247 *
40 REM* COPYRIGHT (C) 1986 *
45 REM*****
50 CLEAR800:DIMA$(20),B$(9),C$(5)
,P(5),P$(5),K(5),L(5),D$(2)
55 CLS0:FORI=1TO32:PRINTCHR$(188)
);:NEXT
60 FORI=1TO192:READA:IFA=0THENA=
16
65 PRINTCHR$(A+128);:NEXT
70 FORI=1TO32:PRINTCHR$(179);:NE
XT
75 DATA125,120,80,125,120,116,12
6,124,122,125,124,125,,,30,28,26
,29,,16,30,20,30,20,30,16,20,30,
,21,28,29
80 DATA117,,,117,,,122,80,120,11

```

```

7,,116,112,,26,,24,21,,22,16,,26
,,26,,26,,21,,20
85 DATA117,,,117,,,123,122,80,11
7,115,114,,,27,19,18,21,22,,,26
,,26,,26,,21,19,19
90 DATA117,,,117,,,122,120,,117,
112,,,,,26,21,20,18,,26,,26,,
26,,,,21
95 DATA117,,122,117,,,122,,,117,
,113,,26,,26,21,16,20,18,,26,,2
6,21,,26,21,21,,21
100 DATA119,115,122,119,114,113,
123,112,,119,115,119,,,27,19,26,
23,18,,27,17,27,17,27,23,17,27,2
3,21,19,23
105 PRINT@293," COMPUTER MATHDR
ILL ";
110 PRINT@325," WRITTEN NUMBE
RS ";
115 PRINT@357," BY FRED B.SCER
BO ";
120 PRINT@389," COPYRIGHT (C) 1
986 ";
125 PRINT@453," SKILL LEVEL (1
-5) ";
130 X$=INKEY$:IFX$=""THEN130
135 RR=VAL(X$):IFRR<1THEN130
140 IF RR>5THEN130
145 ON RR GOSUB155,160,165,170,1
75
150 GOTO180
155 G=2:H=1:PC=2:RETURN
160 G=2:H=2:PC=3:RETURN
165 G=3:H=3:PC=3:RETURN
170 G=3:H=4:PC=4:RETURN

```


The CoCo Calligrapher

Use your CoCo, your 8-bit dot addressable graphics printer and the **CoCo Calligrapher** to create beautiful signs, invitations, flyers, greeting cards, diplomas, certificates, awards and love letters.

The original **Calligrapher** letters are 36 points (1/2 inch) high and variably spaced. It includes an easy-to-use, menu-oriented program and these three typestyles:

Old English Cartoon
Old English Cartoon
 Gay Nineties
Gay Nineties
The CoCo Calligrapher requires 32K ECB.
 Tape \$24.95/Disk \$29.95

ADDITIONAL TYPESTYLES

These tapes of additional typestyles are available for **\$19.95 each**. They can be easily moved to disk. *The original Calligrapher program is required.*

Tape 1 - Reduced, Reversed, and Reduced-Reversed versions

Old English Gay Nineties Cartoon

u v w x y n o l d s b a b e d e

All typestyles on Tapes 2, 3, 4, 5, and 6 include Standard (1/2 inch), Reversed, Reduced, and Reduced-Reversed unless otherwise noted.

Tape 2: Broadway/Old Style

Broadway Oldstyle

Tape 3: Business/Antique

Business Antique

These disks of additional typestyles are available for \$49.95 each.

Disk 1 - all type styles on Tapes 1, 2 and 3.

Disk 2 - all type styles on Tapes 4, 5 and 6.

Tape 4: Wild West/Checkers

Wild West Checkers

Tape 5: Star

Hebrew

Stars ש ל ו ם

Victorian (Standard and Reverse only)

Victorian

Tape 6: Block/Computer

**Block
COMPUTER**

The OS-9 Calligrapher

\$39.95

Requires OS-9 Version 01.01.00 and a dot matrix printer. **The OS-9 Calligrapher** reads a standard input text file which contains text and formatting directives to produce standard output for printer or disk. You can specify which font to use; centering; left, right or full justification; line fill; narrow mode; margin; line width; page size; page break and indentation.

These disks of additional typestyles are available for \$49.95 each. They are not compatible with the CoCo Calligrapher typestyles or program. OS-9 typestyle disk must be used with the OS-9 Calligrapher.

Disk 1 - OS-9 version of all type styles on Tapes 1, 2 and 3.

Disk 2 - OS-9 version of all type styles on Tapes 4, 5 and 6.

Dealer and author inquiries are always welcome. Canadian dealers should contact Kelly Software Distributors, Ltd., P.O. Box 11932, Edmonton, Alberta T5J-3L1, (403) 421-8003.

Disk software compatible with Radio Shack DOS only.

SUGAR SOFTWARE

1710 N. 50th Ave.

Hollywood, Florida 33021

(305) 981-1241

A complete catalog of other sweet Sugar Software products is available.

Add \$1.50 per program for postage and handling. Florida residents add 5% sales tax. COD orders are welcome. CIS orders EMAIL to 70405, 1374. No refunds or exchanges.



level of the material if the work presented is either too easy or too difficult for the user.

To make this program more adaptable, I have limited the BASIC keywords to only those found in 16K Color BASIC. I have also intentionally left out any keywords which are not found in the MC-10 Color BASIC language such as ELSE or STRING\$. MC-10 users should change the value in Line 235 (235 K=RND(-TIMER)) to 235 K=RND(-9999) or some other number. You may want to insert this value in the middle of Line 185, too, if you want to make the program truly random on the MC-10.

The first task I encountered in creating this program was to write an algorithm (set of program commands) to take a number and translate it to its written form. This requires storing the names of the numbers in string arrays and combining them to create the correct written equivalent.

Naturally, we can't store all the possible written numbers; our program would be gigantic. We want to store only those root parts to be combined as needed. For example, we don't save a string as sixty-three but combine the strings for sixty and three to form our answer. Therefore, the DATA statements contain all our possible written roots.

The next trick is to devise a way to create multiple-choice answers for a randomly generated number. However, since we need to deal with our numbers in their string form, a strange bug in BASIC caused me many hours of head scratching. It seems that every now and then, if we are dealing with STR\$ and the VAL(X\$) commands, BASIC decides to add a useless decimal tail to our number. Therefore, our string number of 23.56 may end up appearing as the mutant form 23.560001 when displayed on the screen. This causes great confusion to our user, so I had to find a way to chop off this tail whenever it appears.

After some trial and error, I was able to come across a set of lines to do just that. You may notice that the commands to create and analyze the numbers and strings are longer than necessary and may cover circumstances which our random numbers may not require. This was necessary in order to make the algorithm work.

These lines soon expanded into a full-blown program of 170 program lines. Funny how a simple idea can be expanded to such a degree. These are the

steps we must take, however, in order to cover all the circumstances we want our program to deal with.

The earliest version of this listing incorporated this CPL concept only if the student checked his progress. Since my recent programs have allowed the user to check progress, then continue, I have found many students will check their progress every two minutes. I felt this would be a way to discourage that practice by having the difficulty level increase if the score was above 95 percent, or decrease if it was lower than 70 percent.

answer is one hundred and twenty-one hundredths, but was entered as one hundred and twenty one hundredths, it would be marked as incorrect. This only frustrates our student.

Recently I was presenting some of my earlier educational programs to a group of teachers in a private school when one of them expressed concern over my program's use of the word Wrong when an incorrect answer was used. She asked, "Couldn't you say Sorry instead of Wrong? Wrong sounds so negative." Therefore, I have started using Sorry when an incorrect answer is entered.

"The program will vary the skill level to match the student's ability."

This did not prove suitable in cases where the student did not check the progress by pushing the '@' key. Therefore I included a routine to check the progress, without displaying it, every ten problems. If you want to change the minimum and maximum scores which trigger the change, alter the values of 70 and 95 in lines 795 and 805. The variable 'MS' stands for the Math Score for the program at that point.

The result of these line changes is that the student can be using the program, reviewing the material, and the program will vary the skill level to match the student's ability. Thus, if a student is left on autopilot, (which I do not advise), there is less likelihood of wasting time on unsuitable material.

If our program generates a number to be identified and has to create multiple choice answers, it usually generates them by moving the decimal place to the left or right. Some students noticed a pattern in my earliest version so I later included commands to break this pattern. Therefore, if a zero appears in the tenths place, one of the multiple choice answers will extract the zero. This allows us a truly random creation of multiple choice responses. This extraction occurs in about half of our cases.

One option I have avoided is having the user enter a written number to match a number in digits. This would cause great confusion as the user might include an extra space or misspell one of the root words. For example, if an

Using the Program

On running the program, our Life Skills title card appears. I have tried to use a different color scheme with each one. You are asked to select a skill level from one to five with one being the easiest level. If a higher level is selected it continues to select problems from an easier level as well in order to allow for greater variety of selections.

Your next choice is digit or written.

Choosing 'W' displays a number that must be identified from the two choices listed below it. For example:

HOW WOULD YOU WRITE OUT THE FOLLOWING DIGIT ?

72.41

A) SEVENTY TWO AND FORTY ONE THOUSANDTHS

B) SEVENTY TWO AND FORTY ONE HUNDRETHS

The user must press either 'A' or 'B' to respond. Pressing '@' gives the user a score card.

If 'D' is selected for digit, then there are two possible choices, either select or input.

The Select mode offers multiple choice digit answers to a written number. There may be anywhere from two to five multiple choice responses displayed, depending on the difficulty of the material. Pressing '@' gives the score card.

If you choose the Input mode, then a written number is displayed. The user

Computer-Paced Learning

By Fred Scerbo
Rainbow Contributing Editor

Editor's Note: If you have an idea for the "Wishing Well," submit it to Fred c/o THE RAINBOW. Remember, keep your ideas specific, and don't forget that this is BASIC. All programs resulting from your wishes are for your use but remain the property of the author.

As time passes, and more and more programs are written for our Tandy computers, software authors discover new uses for the BASIC language burned into the chips of our machine's ROM. This month's "Wishing Well" offering is no exception as we will introduce a new concept to our pages: CPL or Computer Paced Learning. This is done with our fourth Life Skills program titled *Written Numbers*.

The Wish: What is CPL?

More classrooms now have computer

Fred Scerbo is a special needs instructor for the North Adams Public Schools in North Adams, Massachusetts. He holds a master's in education and has published some of the first software available for the Color Computer through his software firm, Illustrated Memory Banks.

terminals in them. Teachers across the country have purchased millions of dollars of software and have quite often been cheated out of their school district's limited financial resources. There have been two very serious drawbacks to this development.

First, some school districts have joined in a game of one-upmanship by comparing expenditures on computers and software as if they were comparing new cars. This type of attitude can have a very negative impact on the goals of any computer program. What is needed is software geared to specific needs.

The second error that occurs is the tendency to put students on "autopilot" once appropriate software is found. Some students will gladly work on a program covering material too easy for their ability. Unless the student's level and progress are closely monitored, the student will drift off, running like a plane on autopilot, oblivious to all real learning.

Since we have a CPU (Central Processing Unit) in our machine capable of executing any logical command set given it, we can develop, with a little care, software which just might help us deal with these two problems. That's where the concept of CPL or Computer

Paced Learning comes in. Our goal is to have our software actually monitor the student's progress during the running of the program and make adjustments in skill level based on that student's performance.

The Program: *Written Numbers*

Our first Life Skills program was a simulation that dealt with money handling skills and subtraction. Our second program was *Number Evaluation* in which the place value of numbers was examined. Program three dealt with *Ruler Reading Skills*. In *Written Numbers*, however, we return to the math skills originally introduced in *Number Evaluation*. Rather than identify the place in a number as was done in that program, this time we want to evaluate a number such as 55,697.25 and translate it to its written form of fifty-five thousand six hundred ninety-seven and twenty-five hundredths.

The first requirement of the program is that it have a variable skill level which can be selected from a menu. Next, it must deal with an evaluation of the numbers in both written and digit form. Third, it must allow for periodic checking of student score and progress. Finally, it must adjust the difficulty

HI-RES II SCREEN COMMANDER

Are you tired of looking at the 16 line by 32 character display on your CoCo? Do you wish you could see more lines and characters? Then HI-RES II is the answer, it can give you the big screen display you've always wanted. It will display 24 lines of 32, 42, 51, 64 and even 85 true upper and lower case characters per line without any hardware modifications.

HI-RES II is the most powerful screen enhancement package available for the Color Computer, yet it is the least expensive. It is completely compatible and transparent to Basic. Once the program is loaded, everything works the same as before, only you have a much better display to work with. It even allows you to have mixed text and Hi-resolution graphics on the same screen or have separate text and graphics screens. It also has an adjustable automatic key repeat feature and allows you to protect up to 23 lines on the screen. HI-RES II features over 30 special control code functions that allow you to change characters per line, protect display lines, change background color, position cursor, switch normal/reverse video, underline, double size characters, erase line/screen/to end of screen, home cursor, character highlight and much more. It works on all models of the CoCo with 16, 32 or 64K and provides automatic reset control so HI-RES II won't disappear when you press reset.

Only \$24.95 for Tape and \$29.95 for Disk

EDT/ASM 64D

64K DISK EDITOR ASSEMBLER w/DEBUG

EDT/ASM 64D is a Disk based co-resident Text Editor & Assembler. It has a Hi-Resolution 51, 64 or 85 column by 24 line display, so you see your program listings easily. It also supports the PBJ 80 Column Word-Pak cards. The disk also contains a free standing Machine Language Debug Monitor, to help you debug your assembled programs.

The Editor in EDT/ASM 64D is the most powerful, easy to use Text Editor available in any Editor/Assembler package for the Color Computer. It even has automatic line number generation for easy entry of program material. Some of its features include:

- ☞ Local and Global string search and and/or replace.
- ☞ Full screen line editing with immediate line update.
- ☞ Easy to use Single keystroke editing commands.
- ☞ Load & Save standard ASCII formatted Tape/Disk files.
- ☞ Move or Copy single & multiple text lines.
- ☞ Create and Edit disk files larger than memory.
- ☞ Hi-Res Text Display 28 to 85 columns by 24 lines.
- ☞ Supports the PBJ 80 Column cards Word-Pak I & II.

The Assembler portion of EDT/ASM 64D is the part that creates the Machine Language program. It processes the source file(s) created or edited by the text editor and creates a LOADM or CLOADM binary file on either Disk or Tape. Using library files you can assemble an unlimited size file, using several different disk drives.

- ☞ Supports conditional IF/THEN/ELSE assembly.
- ☞ Supports Disk Library files (include).
- ☞ Supports standard motorola assembler directives
- ☞ Allows multiple values for FDB & FCB directives.
- ☞ Generates listings to Hi-Res text screen or printer.
- ☞ Assembles directly to disk or tape in LOADM format.
- ☞ Supports up to 9 open disk files during assembly.
- ☞ Allows assembly from editor buffer, Disk or both.
- ☞ Full description text error messages.

DEBUG is a free standing program debugger which provides all the functions supported by most system monitors. Some of them include:

- ☞ Examine and change the contents of memory.
- ☞ Set and display up to 10 breakpoints in memory.
- ☞ Remove single or multiple breakpoints.
- ☞ Display/Change processor register contents.
- ☞ Dump Memory in Hex and ASCII format.
- ☞ Fill Memory range with a specified data pattern.
- ☞ Move a block of memory.
- ☞ Search memory range for data pattern.
- ☞ Disassemble memory into op-code format.

Requires 32K and Disk \$59.00

"The Source"

Now you can easily Disassemble Color Computer machine language programs directly from disk and generate beautiful, Assembler Source Code for a fraction of the cost of other Disassembler/Source generator programs. And, the Source has all the features your looking for in a Disassembler.

- ☞ Automatic Label generation.
- ☞ Allows specifying FCB, FCC and FDB areas.
- ☞ Save, Load and Edit FCB, FCC, and FDB map on Disk.
- ☞ Disassembles programs directly from Disk
- ☞ Output complete Disassembled listing with labels to the Printer, Screen or both.
- ☞ Generates Assembler compatible source files directly to disk.
- ☞ Generated source files are in standard ASCII format.
- ☞ Built in Hex/ASCII dump/display to locate FCB, FCC and FDB areas in a program.
- ☞ Built in Disk Directory and Kill file commands.
- ☞ Menu display with single key commands for smooth, Easy, almost foolproof operation.
- ☞ Written in fast machine language, one of the quickest and easiest to use Disassemblers available.

Requires 32K and Disk \$34.95

TEXTPRO III

"The Advanced Word Processing System"

- ☞ 9 Hi-Resolution Display Formats from 28 to 255 columns by 24 lines.
- ☞ True Upper and Lower Case display format.
- ☞ Three Different Programmable Header lines, re-definable at anytime.
- ☞ Programmable Footer line & Automatic Footnote System.
- ☞ 10 Programmable Tab stops & 7 Tab Function Commands.
- ☞ Automatic Line Justification, Centering, Flush left and Flush right.
- ☞ On screen display of underlining and Double size characters.
- ☞ Change indents, margins, line length, etc. at anytime in a document.
- ☞ Create and Edit files larger than memory, up to the size of a full disk.
- ☞ Easily imbed any number of format and control codes for printers.
- ☞ Automatic Memory sense 16-64K with up to 48K of workspace.
- ☞ Typist Friendly line and Command format entry w/ auto key repeat.
- ☞ Fully supports the use of 80 column hardware cards.

TEXTPRO III is an advanced word processing system designed for speed, flexibility and extensive document processing. It is not like most of the other word processing programs available for the Color Computer. If you are looking for a simple word processor to write letters or other short documents, then most likely you'll be better off with one of the other word processors. But, if you want a powerful word processing program with extensive document formatting features to handle large documents, term papers, manuals, complex formatting problems and letter writing, then TEXTPRO is what your looking for. TEXTPRO works in a totally different way than most word processing programs. It uses simple 2 character abbreviations of words or phrases for commands and formatting information that you imbed directly in your text. There are over 50 different formatting commands you can use without ever leaving the text your working on. There are no time consuming, and often frustrating menu chases, you are in total control at all times. The formatted output can be displayed directly on the screen, showing you exactly what your printed document will look like before a single word is ever printed. This includes margins, headers, footers, page numbers, page breaks, underlining, column formatting and full justification.

Disk \$59.95 Tape \$49.95

To order products by mail, send check or money order for the amount of purchase, plus \$3.00 for shipping & handling to the address below.

To order by VISA, MASTERCARD or C.O.D. call us at the number listed below (Monday thru Saturday, 8am to 5pm PST).

CER-COMP

**5566 Ricochet Avenue
Las Vegas, Nevada 89110
☎ (702) 452-0632 ☎**

HOT HARDWARE

UNIVERSAL VIDEO DRIVER

IT'S THE BEST!!! Great Price! Only \$29.95

Carefully engineered to work with ALL Color Computer models including the newest COCO II. Enables your COCO to operate with a video monitor instead of a television.

- Works with monochrome monitors!
- Works with color monitors!
- Audio Connection included!
- Easy installation—no soldering!

PCX-II COMPUTER

Total IBM compatibility at sensational prices!!!

Complete computer systems starting as low as \$649.00.
Check our performance and prices.

TANDY 1000 UPGRADES

640K upgrade board with real time clock	\$189.95
Serial Interface Board	49.95
Parallel Interface Board	29.95
Hayes compatible 300/1200 Baud deluxe modem	189.95

QUALITY VIDEO MONITORS

Sakata SC-100 Color monitor with speaker and earphone jack	\$179.95
Samsung MD-1251K Amber Screen - great price	89.95
Magnavox BM-7622 Amber Screen - high quality, low price ..	99.95

Order a quality monitor from us and get a Universal Video Driver for only \$24.95 — Save \$5.00.

PRINTERS AND ACCESSORIES

Citizen 120-D Printer, Deluxe features	Only \$219.95
Star NX-10 Printer, New model for '86	279.95

GRAFX SCREEN - versatile screen dump software. Print horizontal or vertical, image magnification, positive or negative and more - 5 1/4" disc.
ONLY \$14.95

GRAFX SCREEN — FREE with your printer order.

SERIAL TO PARALLEL INTERFACE

300 to 9600 baud. Complete with all cables and connectors. **Only \$49.95**

DISC DRIVES

Teac 55B DSDD Drive	\$119.95	Drive one upgrade for new Tandy dual horizontal cabinet ..	119.95
J&M JFD-CP Controller with DOS	139.95	Disc drive cable	24.95
Dual cabinet, power supply holds 2 horizontal 1/2 height drives ..	79.95	Radio Shack DOS Rom 1.1 w/manual	29.95

DISCS • CASSETTES • ROMS • CHIPS

5 1/4" discs, double density, reinforced hub w/sleeve, guaranteed.
\$12.95 for 10 discs in an attractive storage box.

C-10 Cassettes w/labels	10 for \$5.50
Cassette storage box	10 for \$2.00
Basic 1.2 ROM	\$39.95
Extended 1.1 ROM w/Manual	\$49.95

DISC STORAGE CASE - Attractive, heavy duty acrylic case with lock. Holds and protects 50 5 1/4" discs.

SUPER BARGAIN ONLY \$9.95


Purchase this attractive storage case including 10 discs for \$21.95.

64K Memory Expansion Kit.

All parts and complete instructions (for 'E' and 'F' boards and COCO II)
NOW ONLY \$19.95

SUPER SOFTWARE

CyberTank



ORDER NOW! 64K Disk only.
\$27.95



Tired of flying wimpy airplanes???

Want to try something macho for a change??

CYBERTANK is a real-time tank simulation that will get your adrenalin flowing!

Your survival depends upon lightning-fast tactical decisions. Penetrate deep into enemy territory with powerful intelligence gathering devices and sophisticated armaments. Cannons, heat seeking missiles, flame throwers, pill boxes, battle tanks... **THIS ONE HAS IT ALL!!**

Other Super Arcade Games:
Tut's Tomb
Time Fighter

SHOCK TROOPER



Intelligence has intercepted a coded message revealing a plan to conquer Earth. Four of your Shocktroopers must infiltrate the heavily defended underground enemy base and steal all of the secret TRG-5 attack saucer sub-assemblies.

SUPER ACTION ARCADE GAME!!

THE VORTEX FACTOR

The Sixth & Most Challenging of our Adventures

What is it? What secrets does it hold? The seeker of treasures through time and space must find out! From the Coliseum of ancient Rome to the futuristic world of tomorrow.
UNFORGETTABLE ODYSSEY.

Other Exciting Adventures

Calixto Island
Shenanigans
Sea Search • Trekboer
Black Sanctum

All games -
Cassettes \$24.95
Discs \$27.95
32K required.

COCO UTIL II - NEW VERSION

Transfer Coco disc files to your IBM compatible computer. You may also transfer MS-DOS files to a Color Computer disc. Save hours of retyping. Coco Util has been so popular we decided to make it even more powerful and versatile... extended directories, faster, improved menu selection system and more!



\$39.95

Coco Util users upgrade to the new version for only \$12.95 including shipping and handling.

FOR THE SERIOUS COCO USER

Accounting System - very popular ledger system for small businesses.	\$99.95 disk
Order Entry - an excellent companion to the accounting system	\$99.95 disk
Easy File - get organized with this user friendly data management system	\$59.95 disk
Super Screen - Best screen enhancement program available. Cassette \$29.95 Disk \$32.95	

FREE — Send for our free flier.



Mark Data Products

24001 Alicia Parkway, No. 207, Mission Viejo, CA 92691 • (714) 768-1551

SHIPPING: All orders under \$100 please add \$2 regular, \$5 air. All orders over \$100 please add 3% regular, 8% air. California residents please add 6% sales tax. Orders outside the continental U.S., check

with us for shipping amount; please remit U.S. funds. Software authors—contact us for exciting program marketing details. We accept MasterCard and VISA. Distributed in Canada by Kelly Software.


```

140 *****
150 **GET FILE TO CORRECT **
160 *****
170 '
180 CLS:PRINT@230,"";:INPUT "E
NTER FILE # T
O BE CORRECTED";FI
190 GOSUB 670
200 IFFI<1ORFI>LOF(1) THENCLOSE#1
:GOTO180
210 GET#1,FI:A1$=A$:B$=B1$:CLOSE
#1
220 '
230 *****
240 ** PROCESS ROUTINE **
250 *****
260 '
270 PS=1:POKE65495,0:CLS:IFSE=1T
HENB$=STRING$(64," ")
280 IFSE=1THENPRINT@448,"TYPE PU
ZZLE THEN PRESS ENTER":ELSE PRIN
T@448,"DO CORRECTIONS THEN PRESS
ENTER"
290 C1$=MID$(B$,PS,1):IFASC(C1$)
>64ANDASC(C1$)<91THENCUR$=CHR$(A
SC(C1$)+32):ELSECUR$=CHR$(128)
300 C$=INKEY$:PRINT@0,B$:PRINT@P
S-1,CUR$;:IFC$=""THEN290
310 IFC$=CR$THENPOKE65494,0:GOTO
380
320 IFC$=L$ANDPS>1THENPS=PS-1:GO
TO300
330 IFC$=R$ANDPS<64THENPS=PS+1:G
OTO300
340 IF C$=L$ORC$=R$THEN300
350 MID$(B$,PS,1)=C$
400 INPUT "
(6)-BIBLE PHRASE
MAKE SELECTION";A1$
410 IFA1$<"1"ORA1$>"6"THEN390
420 GOSUB670
430 LSETA$=A1$:LSETB1$=B$
440 IFSE=1THENPUT#1,LOF(1)+1:ELS
EPUT#1,FI
450 CLOSE#1:RETURN
460 '
470 *****
480 ** LIST FILE ROUTINE **
490 *****
500 '
510 CLS:PRINT@230,"";:INPUT"DO Y
OU WANT HARD
COPY Y/N";CO$:IFCO$<>"Y"ANDCO$<
>"N"THEN510
520 GOSUB670
530 CLS:PRINT"FILE LENGTH=";LOF(
1):INPUT"ENTER FILES:START,END";
ST, EN:IF EN>LOF(1)THENEN=LOF(1)
:ELSEIFST<1ORST>LOF(1)OR EN<1OR
EN >LOF(1)ORST> EN THEN530
540 IFCO$="Y"THENPRINT#-2,CHR$(2
7);CHR$(20):PRINT#-2,"CATEGORIES
";CR$;"(1)-PHRASE";CR$;"(2)-TITL
E";CR$;"(3)-PLACE";CR$;"(4)-PERS
ON";CR$;"PRESIDENT"
550 IFCO$="Y"THENPRINT#-2:PRINT#
-2:PRINT#-2,"RECORD CATAGORY
NOMENCLATURE"
560 FORX=ST TO EN
570 GET#1,X:A1$=A$:B$=B1$
580 PRINT"RECORD";X;CR$;"CATAGOR
Y";CR$;A1$;"-";CAT$(VAL(A1$));CR
$;B$
590 IF CO$="Y" THEN PRINT#-2, U
SING P$ ; X,A1$,B$
600 IFCO$="N"THENFORX=1TO1500:NE
XTX
610 NEXTX:CLOSE#1:IF CO$="Y"THEN
PRINT#-2,CHR$(27);CHR$(19);:RETU
RN:ELSE RETURN
620 '
630 *****
640 ** OPEN FILES **
650 *****
660 '
670 OPEN "D",#1,"CATEGORY",65
680 FIELD#1,1AS A$,64 AS B1$:RET
URN
690 DATA PHRASE,TITLE,PLACE,PERS
ON,PRESIDENT,BIBLE PHRASE

```

JANES	SCORE \$ 105.00
JOHNS	SCORE \$ 0.00

♦♦ GAME OVER ♦♦
(1)-NEW GAME (2)-END

```

360 IFPS<64THENPS=PS+1
370 GOTO300
380 CLS:PRINT@0,B$
390 PRINT@230,"ENTER CATEGORY
(1)-PHRASE
(2)-TITLE

```

```

400 INPUT "
(6)-BIBLE PHRASE
MAKE SELECTION";A1$
410 IFA1$<"1"ORA1$>"6"THEN390
420 GOSUB670
430 LSETA$=A1$:LSETB1$=B$
440 IFSE=1THENPUT#1,LOF(1)+1:ELS
EPUT#1,FI
450 CLOSE#1:RETURN
460 '
470 *****
480 ** LIST FILE ROUTINE **
490 *****
500 '
510 CLS:PRINT@230,"";:INPUT"DO Y
OU WANT HARD
COPY Y/N";CO$:IFCO$<>"Y"ANDCO$<
>"N"THEN510
520 GOSUB670
530 CLS:PRINT"FILE LENGTH=";LOF(
1):INPUT"ENTER FILES:START,END";
ST, EN:IF EN>LOF(1)THENEN=LOF(1)
:ELSEIFST<1ORST>LOF(1)OR EN<1OR
EN >LOF(1)ORST> EN THEN530
540 IFCO$="Y"THENPRINT#-2,CHR$(2
7);CHR$(20):PRINT#-2,"CATEGORIES
";CR$;"(1)-PHRASE";CR$;"(2)-TITL
E";CR$;"(3)-PLACE";CR$;"(4)-PERS
ON";CR$;"PRESIDENT"
550 IFCO$="Y"THENPRINT#-2:PRINT#
-2:PRINT#-2,"RECORD CATAGORY
NOMENCLATURE"
560 FORX=ST TO EN
570 GET#1,X:A1$=A$:B$=B1$
580 PRINT"RECORD";X;CR$;"CATAGOR
Y";CR$;A1$;"-";CAT$(VAL(A1$));CR
$;B$
590 IF CO$="Y" THEN PRINT#-2, U
SING P$ ; X,A1$,B$
600 IFCO$="N"THENFORX=1TO1500:NE
XTX
610 NEXTX:CLOSE#1:IF CO$="Y"THEN
PRINT#-2,CHR$(27);CHR$(19);:RETU
RN:ELSE RETURN
620 '
630 *****
640 ** OPEN FILES **
650 *****
660 '
670 OPEN "D",#1,"CATEGORY",65
680 FIELD#1,1AS A$,64 AS B1$:RET
URN
690 DATA PHRASE,TITLE,PLACE,PERS
ON,PRESIDENT,BIBLE PHRASE

```



```

22G1L2H1U1
217Ø DATA BR5BD1ØU8G4R6, BR6BD2L4
D3R3F1D3G1L2H1U1, BR6BD3H1L2G1D6F
1R2E1U3H1L1G1, BR2BD2R4D2G3D3
218Ø DATA BR3BD2R2F1D2G1L2R2F1D2
G1L2H1U2E1H1U2E1, BD9BR2F1R2E1U6H
1L2G1D2F1R2, BR4BD3D1BD3D1, BR4BD3
D1BD3D1G1
219Ø DATA BR6BD2G4F4, BD4BR2R4BD3
L4, BD2BR2F4G4, BR2BD3E1R2F1D1G2D1
BD2D1
22ØØ DATA BR4BD6H1G1F1E1U1D1R2U2
H1L3G1D3F1R4E1, BD9BR2U4R3L3U2E1R
2F1D6, BR2BD2R3F1D1G1L2R2F1D2G1L3
U7, BR6BD2D1U1L4D7R4U1
221Ø DATA BR2BD2R1D7L1R3E1U5H1L3
, BR6BD2L4D3R2L2D4R4, BR6BD2L4D3R2
L2D4, BR6BD3U1L4D7R4U3L1
222Ø DATA BR2BD2D7BR4U4L3R3U3, BR
4BD2L1R2L1D7L1R2, BR6BD2D6G1L2H1,
BR2BD2D7U4R1E3G3F3D1
223Ø DATA BR2BD2D7R4, BD9BR2U7F2E
2D7, BD9BR2U7F4D3U7, BR2BD2D7R4U7L
4
224Ø DATA BD9BR2U7R3F1D2G1L3, BR2
BD3D5F1R2E1F1H3F2U5H1L2, BD9BR2U7
R3F1D1G1L2F3D2, BR6BD3U1L4D3R4D4L
4U1
225Ø DATA BD2BR2R4L2D7, BR2BD2D7R
4U7, BR2BD2D5F2E2U5, BR2BD2D7E2F2U
7
226Ø DATA BR2BD2D1F4D2BL4U2E4U1,
BR2BD2D1F2E2U1BL2BD2D5, BD2BR2R4D
1G4D2R4, BR5BD2L3D7R3
227Ø DATA BR2BD2D1F4D2, BR3BD2R3D
7L3, BR4BD2G2E2F2H2D7, BD6E2G2F2H2
R4
228Ø DATA BR2F2, BD6BR6H1L2G1D2F1
R2E1U1D3, BR2BD2D7R2E1U2H1L1G1, BD
5BR3F1BD2G1L1H1U1E1
229Ø DATA BR5BD2D6G1L2H1U1E1R1F1
, BD6BR2R3U1H1L2G1D3F1R2E1, BD9BR3
U3L1R2L1U2E1R1F1, BD8BR2F1R2E1U4H
1L2G1D1F1R2
23ØØ DATA BR2BD2D7BR4U2H1L2G1, BR
4BD3D1BD2D3, BR5BD2D1BD2D3G1L1H1,
BR2BD3D4E3G2F3BL4U2
231Ø DATA BR4BD3D6, BD9BR2U4F2E2D
4, BD9BR2U4D2E2R1F1D3, BD9BR2U4R4D
4L4
232Ø DATA BD9BR2U5R2F1D1G1L2, BD9
BR5U4H1L2G1D1F1R2, BD9BR2U4D2E2R1
, BD9BR2R2E1H1L1H1E1R2
233Ø DATA BD9BR4U6D2L2R4, BD9BR2U
4D4R5L1U4, BD7BR2U2D2F2E2U2, BD9BR
2U4D4E2F2U4
234Ø DATA BD9BR2E4BL4F4, BD9BR4U2
H2F2E2, BR6BD9L4E4L4
235Ø **LAST ALPHA CHARACTER**

```

```

236Ø '
237Ø '*****
238Ø '***DATA FOR MENU ***
239Ø '*****
24ØØ '
241Ø DATA *****
242Ø DATA * (1)-SOLVE *
243Ø DATA * (2)-BUY VOWEL *
244Ø DATA * (3)-SPIN *
245Ø DATA *****
246Ø DATA 125,75,5,152,92,1Ø,159
,115,9Ø,152,136,2Ø,12Ø,151,BR,92
,14Ø,3Ø,81,114,7Ø,91,9Ø,8Ø
247Ø DATA 152,8Ø,176,1Ø8,172,136
,156,16Ø,1Ø6,162,84,14Ø,84,1ØØ,1
ØØ,8Ø
248Ø DATA PHRASE, TITLE, PLACE, PER
SON, PRESIDENT, BIBLE PHRASE
249Ø '
25ØØ '*****
251Ø '** THEME SONG **
252Ø '*****
253Ø '
254Ø FORTS=1TO2:PLAY"T6O2L8D#EGA
L4CBAA-GG#L2AL4GG#AB-BP16O+CO-BA
A-GG#L2AL4GG#ABO+C":NEXTTS:PLAY"
T255L255O5":RETURN

```

190	27
350	174
540	20
END	143

Listing 2: CREATOR

```

1Ø '*****
2Ø '* CREATE & CORRECT FILES *
3Ø '* FOR FORTUNE WHEEL *
4Ø '* (C)-OCT.1984 *
5Ø '* BY:ARRON W.BRANIGAN *
6Ø '*****
7Ø '
75 FOR X=1TO6:READCAT$(X):NEXTX
8Ø CR$=CHR$(13):L$=CHR$(8):R$=CH
R$(9)
9Ø P$="#### %% %"
%
1ØØ CLS:PRINT@23Ø,"";:INPUT "
(1)-CREATE FILES
(2)-CORRECT FILES
(3)-LIST FILES
(4)-END
MAKE SELECTION";SE
11Ø IFSE=4THENPOKE65494,Ø:END
12Ø ON SE GOSUB 27Ø,18Ø,51Ø:GOTO
1ØØ
13Ø '

```



```

UB187Ø
157Ø CX=1:IFWI=1THENRETURN
158Ø X1=3Ø:Y1=172:SP=8:CH=Ø:CX=Ø
:FX=Ø:GOSUB187Ø:A$="SORRY BAD GU
ESS":GOSUB114Ø:GOSUB187Ø:RETURN
159Ø '
160ØØ '*****
161Ø '** END GAME ROUTINE **
162Ø '*****
163Ø '
164Ø FORTG=1TORD:K$(TG)="":NEXTT
G:'***ZERO K$(TG)***
165Ø Y1=36:X1=8:Y=Ø
166Ø IFPL=1THEN177Ø
167Ø '****BUBBLE SORT****
168Ø C=Ø
169Ø FORY=1TOPL-1
170ØØ IFSC(Y)<=SC(Y+1)THEN175Ø
171Ø S=SC(Y):S$=N$(Y)
172Ø SC(Y)=SC(Y+1):N$(Y)=N$(Y+1)
173Ø SC(Y+1)=S:N$(Y+1)=S$
174Ø C=1
175Ø NEXTY
176Ø IFC=1THEN168Ø
177Ø PCLS1:LINE(Ø,Ø)-(255,192),P
RESET,B:LINE(2,2)-(253,19Ø),PRES
ET,B
178Ø X1=8:Y1=Ø:FOR BU= PL TO 1 S

```

```

TEP-1:Y1=Y1+12:A$=N$(BU)+"S"+STR
ING$(1Ø-LEN(N$(BU)) , " ")+" SCO
RE $" +STR$(SC(BU))+" .ØØ":GOSUB11
4Ø:N$(BU)="":SC(BU)=Ø:NEXTBU:'**
PRINT SCORES"
179Ø X1=8*8:Y1=172-12:SP=8:A$="*
* GAME OVER *":GOSUB114Ø
180ØØ X1=8*6:Y1=172:SP=8:EX=1:A$=
"(1)-NEW GAME (2)-END":GOSUB114Ø
181Ø G$=INKEY$:'***RESET KEYBOAR
D***
182Ø G$=INKEY$:IFG$=""THEN182Ø
183Ø IFG$<"1"ORG$>"2"THEN182Ø
184Ø IFG$="1"THENGOSUB13ØELSEPOK
E65494,Ø:END
185Ø GOTO 53Ø
186Ø '
187Ø '*****
188Ø '*COPY SCREENS 5-8 TO1-4 *
189Ø '*****
190Ø '
191Ø FORD=4TO1STEP-1:PCOPYD+4TOD
:NEXTD:RETURN
192Ø '
193Ø '*****
194Ø '**FOLLOWING DATA IS FOR**
195Ø '**LEARNING THE ARROWS **
196Ø '*****
197Ø '
198Ø DATA U23G4E4F4
199Ø DATA E15L4R4D4
200ØØ DATA R23H4F4G4
201Ø DATA F15U4D4L4
202Ø DATA D23E4G4H4
203Ø DATA G15U4D4R4
204Ø DATA L23E4G4F4
205Ø DATA H15R4L4D4
206Ø '
207Ø '*****
208Ø '**FOLLOWING DATA'S FOR **
209Ø '**LEARN THE ALPHABET **
210Ø '*****
211Ø '
212Ø DATA C1BR1BD1D1ØR1U1ØR1D1ØR
1U1ØR1D1ØR1U1ØR1D1ØR1U1ØCØ, BR4BD
2D3BD2BD1D1, BR2BD2D1BR3U1, BR3BD3
D6BR2U6BF2L6BD2R6
213Ø DATA BR4BD2D8U1H2F2E2H4E2F2
, BR3BD2D1BR3BU1D2G4D2BR3U1, BD1ØB
R6U2H4U1E2F2G4D1F2E3, CØBR4BD2D2C
1
214Ø DATA BR5BD2G2D4F2, BR3BD2F2D
4G2, BR4BD4G2F1E2F1G2, BR4BD4D4BH2
R4
215Ø DATA BR4BD9D1G1, BD6BR2R4, BR
4BD8D1, BR2BD8E5
216Ø DATA BR4BD2L1G1D6F1R2E1U6H1
L1, BR4BD2BG2E2D8L2R4, BD4BR2U1E1R
2F1D2G4D1R5, BR2BD4U1E1R2F1D2G1F1

```

THE SOFTWARE HOUSE

(A DIVISION OF DATAMATCH, INC.)



DATAMATCH DISKETTES

DOUBLE SIDE / DOUBLE DENSITY

1Ø/\$9.ØØ 1ØØ/\$85.ØØ



DATAMATCH "FLIPPYS"

DS/DD - 2 NOTCHES, 2 ID HOLES

1Ø/\$9.95 1ØØ/\$95.ØØ



SENTINEL COLORS

SS OR DS, DD - 12 AST'D COLORS

12/\$12.95 1ØØ/\$99.95

ALL DISKS COME WITH TYVEK SLEEVES, LABELS, W.P. TABS

COLOR RIBBONS: Red, Green, Blue, Brown

GEM/OKI 4/\$10.ØØ

EPSON 4/\$24.ØØ

APPLE/NEC 4/\$24.ØØ

Add \$2.50 S/H in U.S.A. - Canada Add \$3.50

Michigan Residents Add 4% Sales Tax

Send check or money order payable to:

THE SOFTWARE HOUSE

9020 Hemingway, Redford, MI 48239

(313) 937-3442

Send Card Number and Exp. Date

Min. Charge Order \$20.00




```


1080 NEXTX3
1090 FL=FL+1:CH$(FL)=LT$:'**REME
MBER CHECK VALUE***
1100 PCOPY1TO5
1110 CLS:X=0:R=0:SCREEN1,1:RETUR
N
1120 '
1130 '*****
1140 '*DRAW CHARACTER ROUTINE *
1150 '*****
1160 '
1170 Y6=0
1180 X4=0:FORX2= 1TOLEN(A$):X$=S
TR$(X1+X4*SP):Y$=STR$(Y1+Y6):PLA
Y"1":A1=ASC(MID$(A$,X2,1))-31:DR
AW"BM"+X$+", "+Y$+L$(A1):X4=X4+1:
IFY6=0ANDX4=32ANDEX=1THENY6=12:X
1=0:X4=0:NEXTX2:ELSE NEXTX2:PLAY
"V31":DRAW"S4"
1190 RETURN
1200 '
1210 '*****
1220 '*BUY VOWEL AND DRAW **
1230 '*BLANKS & PUNCTUATION **
1240 '*****
1250 '
1260 IFE$="2"ANDSC(PI)<25THENRET
URN
1270 IFE$="2"THENDRAW"S4":X1=8:Y
1=172:SP=8:GOSUB1870:A$=N$(PI)+"
ENTER VOWEL?":GOSUB1140
1280 IFE$="2"THENV$=INKEY$:IFV$=
""THEN1280
1290 PLAY"V31":FORDD=1TO5:PLAY"C
DEFGAB":NEXTDD:PLAY"V31"
1300 IFE$="2"THENIFV$=CHR$(13)OR
V$><"A"ANDV$><"a"ANDV$><"E"ANDV$
><"e"ANDV$><"I"ANDV$><"i"ANDV$><
"O"ANDV$><"o"ANDV$><"U"ANDV$><"u
"THENPLAY"AAAAAAAAAAAA":GOTO128
0
1310 VC=0:X1=-8:Y1=1:FORX5=1TOLE
N(C$):X1=X1+8:A$=MID$(C$,X5,1):I
FX5=33THENX1=0:Y1=13
1320 IFE$=""THENIFA$="!"ORA$="!"
ORA$="#"ORA$="$"ORA$=":"ORA$=";"
ORA$=","ORA$="."ORA$="?"THENGOSU
B1140
1330 IFA$=" "ANDES=""THENL$(1)=B
K$:GOSUB1140:L$(1)=B1$
1340 IFE$="2"ANDV$=A$THENCH=1:GO
SUB1140:VC=1
1350 NEXTX5:IFE$="2"THENSC(PI)=S
C(PI)-25:PCOPY1TO5:RETURN:ELSE P
COPY1TO5:RETURN
1360 '
1370 '*****
1380 '** SOLVE ROUTINE ***
1390 '*****

```

```

1400 '
1410 WI=0:SLV$="":X1=0:Y1=36:SP=
8:A$=CHR$(123):GOSUB1140
1420 SV$=INKEY$:IFSV$=""THEN1420
1430 IFSV$=CHR$(13)THEN1540
1440 IFSV$=CHR$(8)THENSLV$=MID$(
SLV$,1,LEN(SLV$)-1):A$=CHR$(124)
:GOSUB1140:X1=X1-8:GOTO1470
1450 IFASC(SV$)>=8ANDASC(SV$)<=1
3THENPLAY"01AAAAAAAAAAAAO5":GOT
O1420:ELSEIFASC(SV$)>=91ANDASC(S
V$)<=95ORSV$=CHR$(21)THENPLAY"01
AAAAAAAAAAAAO5":GOTO1420:'***KIL
L UNWANTED KEYS***
1460 A$=CHR$(124):GOSUB1140:SLV$
=SLV$+SV$:A$=SV$:GOSUB1140:X1=X1
+8

```

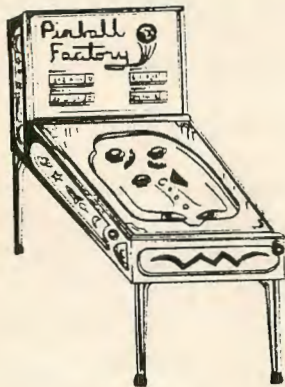


```

1470 LS=LEN(SLV$)
1480 IFLS>31THENY1=48
1490 IFLS=32THENX1=0
1500 IFLS=31THENX1=248
1510 IFLS<32THENY1=36
1520 IFSV$=CHR$(8)THENA$=" ":GOS
UB1140
1530 A$=CHR$(123):GOSUB1140:GOTO
1420
1540 SOV$=SLV$+STRING$(64-LEN(SL
V$)," "):'***ADD BLANK SPACES***
1550 IFC$=SOV$THENSC(PI)=SC(PI)*
3:FORTY=1TO10:FORFD=0TO1:SCREEN1
,FD:PLAY"04EFG":NEXTFD:NEXTTY:PL
AY"01":FORDD=1TO2:FORCC=1TO4:PLA
Y"1;2;3;4;5;6;7;8;9;10;11;120+":
NEXTCC:FORCC=1TO4:PLAY"12;11;10;
9;8;7;6;5;4;3;2;10-":NEXTCC:NEXT
DD:PLAY"05":WI=1
1560 IFWI=1THENX1=0:Y1=1:EX=1:A$
=SLV$:GOSUB1140:FORE=2TO4:PCOPYE
+4TOE:NEXTE:X1=8:Y1=172:SP=8:DR
AW"S4":A$=N$(PI)+" WINS ROUND $"
+STR$(SC(PI))+".00":GOSUB1140:GOS

```


The art of entertainment



Pinball Factory by Kary McFadden

The video game comes full circle in this glorious tribute to the original. Classic pinball springs to life as never before, with fresh new angles that only the computer can offer. Crisp graphics, sound, and fast, smooth action give this machine-language arcade game a realistic, responsive feel you'll hardly believe. There are even "tilt" buttons that let you "bump" the machine!


In addition to playing a great game of pinball, you can enjoy hours of creative pleasure as you design, build, and edit your own screens. Save and load your favorite creations. The joystick-controlled cursor makes it all easy.

Change the board: build with bumpers, tabs, and a multitude of solid obstacles to form any configuration imaginable.

Change the face: draw your own title board with lines, rays, and shape patterns. Add text in three different colors, and two different sizes.

Change the rules: alter the gravity, bounce, and scoring!

64K Color Computer required. \$34.95




Speed Racer by Steven Hirsch

The checkered flag drops as your pulse rises in this lively new arcade game. The road twists to the horizon on the 3-D panorama that sets the stage for the most exciting race the CoCo has ever seen!

Vie for time as you speed through the curves at incredible speeds. Step through the gears to stay ahead of the pack, but step lively since some will stop at nothing to see the end of the race, or the end of you!

Four challenging raceways, complete with obstacles and colorful 3-D scenery, put your skills to the test in this Pole Position™ type game.

32K Color Computer required. \$34.95



Rommel 3-D by Kary McFadden

You clutch the tank controls, searching for any sign of the enemy. Suddenly a blip appears on radar! Frantically, you move your tank into position. At last you spot the elusive enemy tank! Facing it, you race to lock sights and fire before he does!

Enter the ultimate battle-zone in this exciting 3-D tank combat game. Strategy, speed, and your tank's cannon are your only hope as you wind through a three-dimensional course inhabited by impenetrable barriers and enemy tanks.

Dazzling graphics and lifelike sound take you a step beyond the ordinary in this fast, machine-language arcade game. Enter the next dimension, ROMMEL'S troops are waiting for you!

32K Color Computer required. \$29.95

MichTron

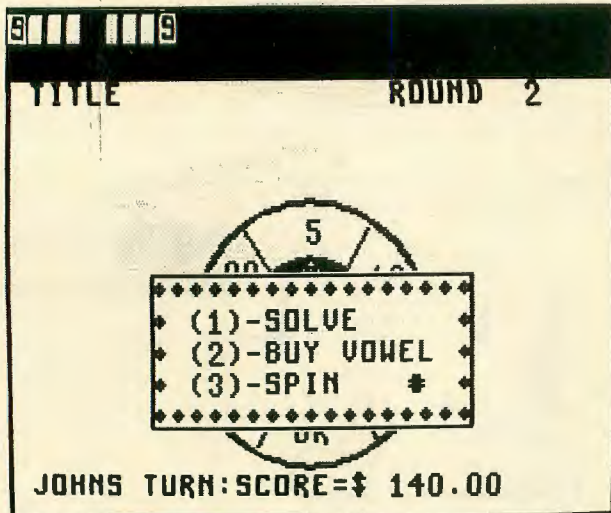
576 S. TELEGRAPH, PONTIAC, MI 48053
ORDERS AND INFORMATION (313) 334-5700
PRICES DO NOT INCLUDE SHIPPING AND HANDLING




```

10:ELSE DRAW"BM128,120C1S5;XA$(1
);":"**COPY PAGE 5-8 TO 1-4 AND
GO PRINT PUNCTUATION AND SPACES*
**
770 IFGY=1THENX1=8:Y1=25:SP=8:DR
AW"S4":A$=STRING$(12,""):GOSUB1
140:A$=CAT$(CAT):GOSUB1140:X1=16
0:A$=STRING$(9,""):GOSUB1140:A$
="ROUND "+STR$(RO):GOSUB1140:PCO
PY 1 TO 5:GY=0:GOSUB2540
780 IF CW>= CV THENE$="1":GOTO83
0
790 DRAW"C0S4":CH=0:CX=0:X1=8:Y1
=172:SP=8:A$=N$(PI)+"S TURN:SCOR
E=$"+STR$(SC(PI))+"00":GOSUB114
0
800 PUT (60,96)-(196,156),M,PSET
:X1=168:Y1=132:**DISPLAY MENU**
810 E$=INKEY$:IFE$><"THEN820ELS
EA$="":GOSUB1140:A$="#":GOSUB11
40:GOTO810

```



```

820 IF E$<"1"ORE$>"3"THEN810ELSE
E=VAL(E$)
830 PLAY"V31":FORDD=1TO5:PLAY"CD
EFGABV<":NEXTDD:PLAY"V31"
840 IF CW >= CV THEN PZ=PZ+1:X1=
-16:Y1=172:SP=8:EX=1:DRAW"S4":GO
SUB1870:A$="ONLY VOWELS REMAIN "
+N$(PI)+" SOLVE":GOSUB1140:PLAY"
T2L2GL255T255":E=1:CH=0
850 ON E GOSUB 1370,1210,950:**
GOTO GUESS BUY VOWEL OR SPIN ROU
TINE**
860 IF CH=1THEN760
870 IFCX=1ORFL=64ORWI=1 THENX1=0
:Y1=1:SP=8:EX=1:FOREE=1TOFL:CH$(
EE)="":NEXTEE:FL=0:NEXTRO:GOTO16
00
880 IF PZ>= PL THENX1=0:Y1=1:SP=
8:EX=1:A$=MID$(C$,1,TL):GOSUB114
0:X1=8:Y1=36:EX=1:A$="SORRY NO W

```

```

INNER THIS ROUND":GOSUB1140:FORE
E=1TOFL:CH$(EE)="":NEXTEE:FL=0:N
EXTRO:GOTO1600
890 GOTO 750
900 '
910 '*****
920 '** SPIN ROUTINE **
930 '*****
940 '
950 DRAW"S5":T=RND(20)
960 GOSUB1870
970 FORE=1TOT:FORX=1TO8:Y=X-1:DR
AW"BM128,120C0;XA$(Y);":DRAW"BM1
28,120C1;XA$(X);":PLAY"GFE":IFR>
T+100THENGOTO980 ELSE R=R+3:FORT
Z=1TOR:NEXTTZ:NEXTX:NEXTE:GOTO97
0:'***SPIN***
980 IFX=5THENX1=8:Y1=25:SP=8:SC(
PI)=0:DRAW"S4C0":FORTP=1TO20:FOR
TK=0TO1:SCREEN1,TK:PLAY"O3BC":NE
XTTK:NEXTTP:A$=STRING$(15,""):G
OSUB1140:A$="BANKRUPT":GOSUB1140
:PLAY"T4L4":FOREC=1TO5:PLAY"O3CO
1C":NEXTEC:CH=0:CX=0:PLAY"T255L2
5505":GOTO1110
990 DRAW"S4C0":X1=30:Y1=172:SP=8
:A$=N$(PI)+" INPUT LETTER?":GOS
UB1140
1000 PLAY"T255L255":W$=INKEY$: '*
*SET PLAY & RESET KEYBOARD**
1010 LT$=INKEY$:IFLT$=""THEN1010
1020 IFASC(LT$)>=8ANDASC(LT$)<=1
3THENPLAY"01AAAAAAAAAAAAAAAAAAAA
05":GOTO1010:ELSEIFASC(LT$)>=91A
NDASC(LT$)<=95ORLT$=CHR$(21)THEN
PLAY"01AAAAAAAAAAAAAAAAAA05":GOTO1
010:'***KILL UNWANTED KEYS***
1030 IF LT$=CHR$(32)ORLT$="A"ORL
T$="a"ORLT$="E"ORLT$="e"ORLT$="I
"ORLT$="i"OR LT$="O"ORLT$="o"ORL
T$="U"ORLT$="u"THENPLAY"03AAAAAA
AAAAAAAAAA05":GOTO1010:'***KILL
VOWELS***
1040 PLAY"V3105":FORDD=1TO5:PLAY
"CDEFGABV<":NEXTDD:PLAY"V31"
1050 FOREG=1TO52:IFLT$=CH$(EG)TH
ENX3=0:CH=0:CX=0:PLAY"05":FOR5=
1TO4:PLAY"12;11;10;9;8;7;6;5;4;3
;2;10-":NEXTY5:PLAY"05":X1=8:Y1=
172:GOSUB1870:A$="LETTER ALREADY
USED":GOSUB1140:EG=0:GOTO1110:E
LSENEXTEG
1060 X1=-8:Y1=1:SP=8:FORX3=1TOLE
N(C$):X1=X1+8:A$=MID$(C$,X3,1):I
FX1>248THENY1=13:X1=0
1070 IFA$=LT$THENSC(PI)=SC(PI)+V
AL(NB$(X)):CH=1:CW=CW+1:GOSUB114
0:'**INCREASE SCORE BY NUMBER OF
LETTERS CORRECT***

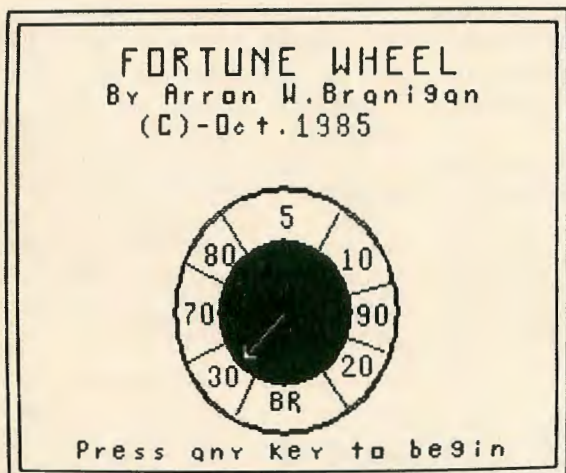
```



```

28Ø *****
29Ø *****SET UP GRAPHICS*****
30Ø ***** &TITLE SCREEN *****
31Ø *****
32Ø '
33Ø PLAY"T255L255O5"
34Ø PCLS1:X1=Ø:SP=8:FORY=ØTO4:DR
AW"CØS4":Y1=Y*12:A$=M$(Y+1):GOSU
B114Ø:NEXTY:'**DRAW MENU**
35Ø LINE(1,1)-(135,59),PRESET,B:
GET(Ø,Ø)-(136,6Ø),M,G:'**STORE M
ENU**
36Ø PCLS1:CIRCLE(128,12Ø),3Ø,Ø
37Ø PAINT(128,12Ø),Ø,Ø

```



```

38Ø CIRCLE(128,12Ø),5Ø,Ø:CIRCLE(
128,12Ø),51,Ø
39Ø SP=8:FORS=1TO8:READX1,Y1,A$:
NB$(S)=A$:GOSUB114Ø:NEXTS:'**DR
AW NUMBERS ON WHEEL**
40Ø FORS=1TO8:READX,Y:LINE(128,1
2Ø)-(X,Y),PRESET:NEXTS
41Ø FORS=1TO6:READCAT$(S):NEXTS:
'**READ CATAGORIES**
42Ø LINE(Ø,Ø)-(255,192),PRESET,B
:LINE(5,5)-(25Ø,187),PRESET,B
43Ø DRAW"BM128,12ØC1S5;XA$(1);CØ
"
44Ø FOR X=1 TO 4:PCOPY X TO X+4:
NEXTX
45Ø DRAW"C1S5BM128,12Ø;XA$(1);"
46Ø PLAY"V31O5":PMODE4,1:SCREEN1
,1:X1=51:Y1=12:SP=12:DRAW"S6CØ":
A$="FORTUNE WHEEL":GOSUB114Ø:X1=
45:Y1=27:SP=9:DRAW"S4":A$="By Ar
ron W.Branigan":PLAY"O3":GOSUB11
4Ø:X1=6Ø:Y1=39:A$="(C)-Oct.1985"
:GOSUB114Ø
47Ø X1=3Ø:Y1=172:SP=9:A$="Press
any key to begin":PLAY"O1":GOSUB
114Ø:PLAY"O5":DRAW"S5"

```

```

48Ø FORG=1TO8:DRAW"BM128,12ØC1;X
A$(G);":PLAY"BAGFED":DRAW"BM128,
12ØCØ;XA$(G);":IFINKEY$><"THEND
RAW"BM128,12ØC1;XA$(1);":GOSUB25
4Ø:GOTO49Ø:ELSE NEXTG:GOTO48Ø
49Ø DRAW"BM128,12ØC1;XA$(G);":DR
AW"S5":PMODE4,5:LINE(5,5)-(25Ø,1
87),PSET,B
50Ø SCREEN 1,1:DRAW"S4"
51Ø '
52Ø *****
53Ø *****GAMEPLAY*****
54Ø *****
55Ø '
56Ø PT=PL
57Ø FORRO=1TORD
58Ø POKE65494,Ø:OPEN "D",#1,"CAT
EGORY",65:'**OPEN FILE**
59Ø FIELD#1,1 AS CT$,64 AS K$
60Ø SS=Ø:DS=RND(LOF(1)):GET#1,DS
:CAT=VAL(CT$):C$=K$:GY=1
61Ø FORSS=1TORO:IFK(SS)=DS THEN
6ØØELSENEXTSS:'**COMPARE IF FIL
E IS ALREADY USED THIS GAME**
62Ø K(RO)=DS:CLOSE#1:POKE65495
,Ø:'**SAVE FILE FOR FUTURE COMPA
RE**
63Ø TL=Ø:FORTL=64TO1STEP-1:IFMID
$(C$,TL,1)><" THEN64Ø:ELSENEXTT
L:'**FIND LENGTH OF C$ MINUS BLA
NK SPACES**
64Ø '
65Ø *****
66Ø '* COUNT CONSONANTS *
67Ø *****
68Ø PZ=Ø:CV=Ø:CW=Ø:FORZZ=1TO64:R
$=MID$(C$,ZZ,1)
69Ø IFASC(R$)>65THENIFR$><"A"AND
R$><"a"ANDR$><"E"ANDR$><"e"ANDR$
><"I"ANDR$><"i"ANDR$><"O"ANDR$><
"o"ANDR$><"U"ANDR$><"u"THENCV=CV
+1
70Ø IFASC(R$)>47ANDASC(R$)<58THE
NCV=CV+1
71Ø NEXTZZ:'**END COUNT CONSONAN
TS**
72Ø PT=PT+1:IFPT> PL THENPT=Ø:'*
**SELECT WHO GOES FIRST EACH ROU
ND**
73Ø PI=PT:E$=""
74Ø PMODE4,5:SCREEN1,1:DRAW"S4":
X1=Ø:Y1=Ø:SP=8:EX=1:A$=STRING$(6
4,CHR$(125)):GOSUB114Ø:PMODE4,1:
SCREEN1,1:CX=1:'**DRAW SQUARES O
N PAGE 5**
75Ø WI=Ø:PI=PI+1:IFPI> PL THENPI
=1
76Ø GOSUB187Ø:IFE$=""THENGOSUB12

```


by the value of the spin multiplied by the number of times the letter appears in the puzzle.

After the final round is played, the computer displays the scores from highest to lowest. If all consonants are shown before the puzzle is solved, the computer asks for the solution to the puzzle. If no one guesses correctly, then it displays SORRY NO WINNERS THIS ROUND and advances to the next round.

Listing 1, *Fortune Wheel*, is the main game. Listing 2 is for creating puzzle and category files for *Fortune Wheel*. When keying in Listing 1 be careful to space it just as it is in the listing. If you don't space correctly, you will get an SN Error. Be sure to type in both listings and save them on disk before using Listing 2 to create the puzzle file. This listing creates direct files and it will write on top of any file or program saved after establishing the puzzle file. This should be a dedicated disk.

This game will only run on a 64K Extended BASIC machine. It uses direct

access files so it works only with a disk drive. If you want to use it with a cassette, you need to modify lines 580 through 620.

I have used the speed up and slow down pokes (POKE 65495,0 and POKE 65494,0) in several places in the program. I found that you must use them in lines 580 and 620 because these lines are in the retrieve record routine.

One final note on Listing 1: In the alphabet DATA lines, I have created a data record for the computer to draw every alphabet character (true upper- and lowercase) and all the punctuation characters on the keyboard. So when using Listing 2 to create puzzle and category records, feel free to use lowercase letters and punctuation.

When you load and run the program, a menu appears giving the options to Create Records, Correct Record, List Records and End. When creating records, the computer enters a short word processing routine that allows you to type in a puzzle record up to 64 char-

acters long. Once the record is the way you want it, press ENTER. The Enter Category menu pops up giving the choice of phrase, title, place, person, president and Bible phrase for categories.

If you choose the Correct Record option from the first menu, the computer asks you to enter the number of the record you want and retrieves the record so you can correct it. After all corrections are made, press ENTER and the Enter Category menu pops up again for you to enter the record category.

If you select Option 3 (List Records) the computer asks if you want a hard copy. Next it asks you to ENTER RECORD:START,END. Just enter the number for the first then the last record to be listed. The computer will list the records on the screen and printer.

(You may direct any questions about this program to Mr. Branigan at 105 Briarfield Cove, Jacksonville, AR 72076, 501-982-6067. Please enclose an SASE when writing.) □

18071	1360169
370184	154099
49010	167020
66050	188088
770216	213049
87091	2220199
990226	2310165
1060205	END136
126026		

Listing 1: WHEEL

```

10 *****
20 **      FORTUNE WHEEL      **
30 **      (C)-OCT.1985      **
40 **      BY:ARRON W.BRANIGAN  **
50 *****
60 '
70 CLEAR 1000:PCLEAR8:DIM L$(94)
,M(15,15);CH$(56):PT=1:GOSUB130:
GOTO160
80 '
90 ' *****
100 ** PLAYER INPUT ROUTINE **
110 *****
120 '
130 CLS(RND(8)):PRINT@224,"";IN

```

```

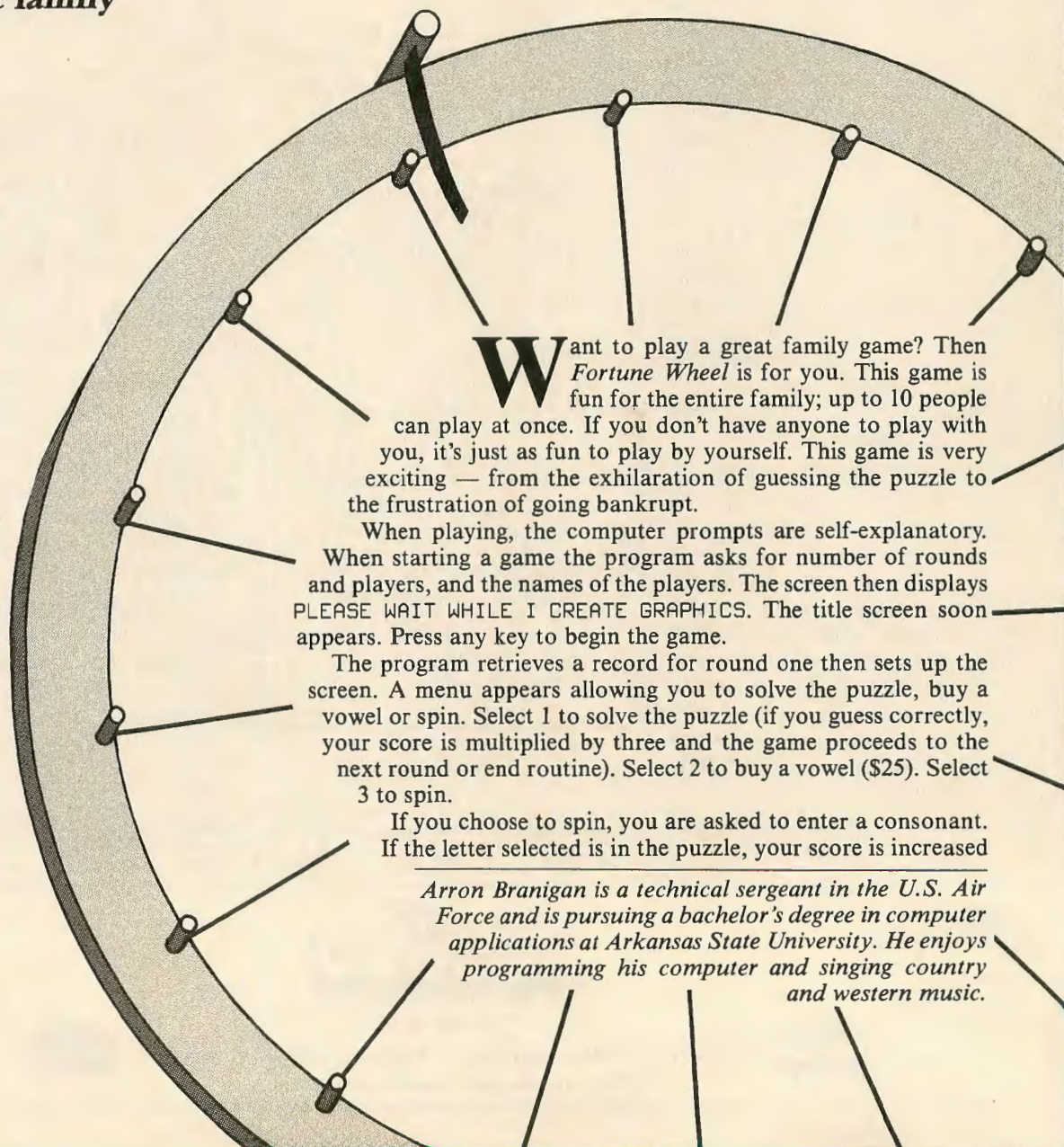
PUT"ENTER NUMBER OF ROUNDS 1-10"
;RD:IFRD1ORRD>10THEN130
140 CLS(RND(8)):PRINT@224,"";:IN
PUT"ENTER NUMBER OF PLAYERS (10
MAX)";PL:IFPL<1ORPL>10THEN140
150 CLSRND(8):FORX=1TOPL:PRINT"E
NTER PLAYER";X;"S NAME";:INPUTN$
(X):NEXTX:RETURN
160 CLS(8):PRINT@224,          "
PLEASE WAIT WHILE
I CREATE GRAPHICS          ":SCR
EEN0,1:PMODE4,1
170 POKE65495,0
180 L$(92)="BD12R8":L$(93)="C1BD
12R8C0":'***BUILD UNDERLINE STRI
NG**
190 '
200 *****
210 **LEARN ALPHABET & ARROWS**
220 *****
230 '
240 FORX=1TO8:READA$(X):NEXTX:FO
RX=1TO91:READL$(X):NEXTX:FORX=1T
O5:READM$(X):NEXTX:A$(0)=A$(8):L
$(94)="C1BD1D12R1U12R1D12R1U12R1
D12R1U12R1D12R1U12C0L8D12R8U12"
250 B1$=L$(1):BK$="C0"+MID$(L$(1)
),3,LEN(L$(1))
260 **END LEARN ALPH & ARROWS**
270 '

```


Fortune Wheel

This challenging game provides fun and excitement for the whole family

By Arron W. Branigan



Want to play a great family game? Then *Fortune Wheel* is for you. This game is fun for the entire family; up to 10 people can play at once. If you don't have anyone to play with you, it's just as fun to play by yourself. This game is very exciting — from the exhilaration of guessing the puzzle to the frustration of going bankrupt.

When playing, the computer prompts are self-explanatory. When starting a game the program asks for number of rounds and players, and the names of the players. The screen then displays PLEASE WAIT WHILE I CREATE GRAPHICS. The title screen soon appears. Press any key to begin the game.

The program retrieves a record for round one then sets up the screen. A menu appears allowing you to solve the puzzle, buy a vowel or spin. Select 1 to solve the puzzle (if you guess correctly, your score is multiplied by three and the game proceeds to the next round or end routine). Select 2 to buy a vowel (\$25). Select 3 to spin.

If you choose to spin, you are asked to enter a consonant. If the letter selected is in the puzzle, your score is increased

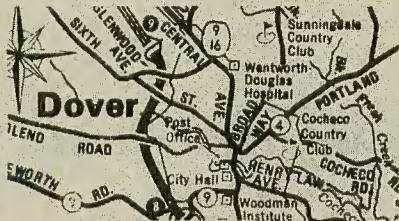
Arron Branigan is a technical sergeant in the U.S. Air Force and is pursuing a bachelor's degree in computer applications at Arkansas State University. He enjoys programming his computer and singing country and western music.

The Educational Answers

SCIENCE GAME

32K EB - disk only/\$29.95

Over 600 questions in 9 categories. Makes learning science facts fun. Game format, 1 or 2 players, teams. Grade 8 and up.



STREET MAP GAME

32K - \$19.95 tape/\$24.95 disk

Hi-res. screen and graphics portray a typical section of a street map. This one shows people's homes, the school, the park, etc. Questions on how to get from one place to another are asked and the footsteps are shown.

CHEMISTRY TUTOR

32K - disk only - \$29.95

A hi-res. 4 part program that drills high school students in Elements, Symbols, Naming Compounds, Common Ions, and Balancing Equations. Correct answer given after 2 incorrect responses. A valuable tool for studying chemistry.

5 LIGHTPEN PROGRAMS

32K EB - \$44.95

Five menu driven educational programs designed for children in grade 1 and 2, and special educational students. Basic addition, basic multiplication, shape series matching, number series matching and word rhyming are included. All on a HI-RES screen, with graphics. User need only to use the light pen to operate the programs. (LIGHT PEN INCLUDED)

VERBAL MATH PROBLEMS

PIZZA GAME

32K EB - tape/\$19.95

Learn to locate coordinates on a grid. HI-RES text and graphics.

AREA & PERIMETER

32K EB - tape/\$19.95

Triangles, rectangles, and circles are covered in this HI-RES text and graphics program.

SALES & BARGAINS

32K EB - tape/\$19.95

Learn to find the discounted price. HI-RES text and beautiful graphics.

DISTANCE PROBLEMS

32K EB - tape/\$19.95

Moving graphics and text combines on a HI-RES screen. Rate x Time = Distance in all its forms.

STREET MAP GAME 32K E.B.
\$19.95 Tape \$24.95 Disk

Hi - res screen and graphics portray a typical section of a street map. This one shows people's homes, the school, the park, the post office, etc. Questions are asked on how to get from one place to another and the footsteps are shown after response. A fun way to improve map skills.

OPENING A BANK ACCOUNT

32K - Disk Only - \$24.95

A set of programs designed to introduce and provide practice in the skills of filling out bank applications, deposit and withdrawal slips, and computing bank account balances. Loaded with graphic presentations. Grades 3-6.



DOLLARS & SENSE

16K-Ext. - \$14.95 tape/\$19.95 disk

Learn to make purchases. Graphic displays of items kids love. Player buys items using dollars and coins to practice using money correctly. Solutions given.

McCOCO'S MENU

16K-Ext. - \$19.95 tape/\$24.95 disk

America's favorite pastime-going out to eat. Learn to buy and add up your purchases from a typical fast food restaurant menu. Gain skill in using money. Different prices each time.

COCO WHEEL OF FORTUNE


32K - \$19.95 tape/\$24.95 disk

Hi-res. graphics and screen in this version of the popular TV show. 1-6 players. Spin the wheel for points and guess a letter to solve one of the 200 puzzles. Have fun while strengthening LA skills.

COLORGRADE

32K - disk only - \$29.95

An easy to use classroom grading program. Keeps grades for up to 6 classes of up to 40 students per class. Many options including weighted averages and hard copy to printer.



(718) 948-2748

Dept. R 227 Hampton Green, Staten Island, N.Y. 10312



Send for catalog with complete descriptions.

Please add \$1.00 per order for postage. N.Y. residents, please add proper tax. FREE set of BINARY DICE, including full directions, with orders of 2 or more items.

Dealer Inquiries Invited.

TRS-80 Color Computer

All Payments in U.S. Funds.

Computer Island Educational Software

227 Hampton Green, Staten Island, New York 10312

(718) 948-2748

PROGRAM TITLE	GRADES	MEMORY	PRICE	PROGRAM TITLE	GRADES	MEMORY	PRICE
PRESCHOOL				MATH			
Preschool I - counting	Pre-K	16K Ext.	11.95	Opening a Bank Account	4-7	32K-disk	24.95
Preschool II - adding	Pre-K	16K Ext.	11.95	Dollars & Sense	2-4	16K-Ext.	14.95
Preschool III - alphabet	Pre-K	16K Ext.	11.95	McCoco's Menu	3-5	16K-Ext.	14.95
Music Marvel-play songs	Pre-K,1	16K-Ext.	11.95	Moneypak	2-5	32K-Ext.	24.95
Arrow Games - 6 games	Pre-K,1	32K-Ext.	21.95	Graph Tutor	3-7	32K-Ext.	19.95
First Games - 6 games	Pre-K,1	32K-Ext.	24.95	Graph-It	7-up	16K-Ext.	14.95
Mr. Coccohead-facemaker	K-3	16K-Ext.	16.95	Math Invaders	1-8	16K-Ext.	17.95
Bentley Bear	Pre-K	32K-Disk	29.95	Mathquiz - 4 operations	2-5	32K-Ext.	19.95
				Addition & Subtraction	2-3	16K	11.95
LANGUAGE ARTS				Skill Tutor Series			
Beyond Words 1-3 parts	3-5	32K-Ext.	19.95	Division Tutor	3-7	16K-Ext.	14.95
Beyond Words 2-3 parts	6-8	32K-Ext.	19.95	Multiplication Tutor	3-7	16K-Ext.	14.95
Beyond Words 3-3 parts	9-12	32K-Ext.	19.95	Factors Tutor	5-8	16K-Ext.	19.95
Vocabulary 1-1000 words	3-5	32K-Ext.	19.95	Fractions Tutors (3 programs)			
Vocabulary 2-1000 words	6-8	32K-Ext.	19.95	addition, subtraction or multiplication	4-8	16K-Ext.	19.95ea.
Vocabulary 3-1000 words	9-12	32K-Ext.	19.95	Trigonometry	8-10	32K-Ext.	24.95
Context Clues	4,5,6,or 7	16K-Ext.	17.95	Equations Linear	7-9	32K-Ext.	19.95
Cocojot - jotto game	3-up	16K	11.95	Equations Quadratic	8-11	32K-Ext.	19.95
Reading Aids - 4 parts	2-4	16K-Ext.	19.95	Arith. Diagnostic Disk	3-8	32K-disk	49.95
King Author - writing tool	2-6	16/32 Ext.	29.95	Fraction Diagnostic Disk	4-9	32K-disk	49.95
Cocowheel of Fortune	4-up	32K-Ext.	19.95	Verbal Problems Series			
Context Clues	2-3	32K-Ext.	19.95	Distance Problems	5-8	32K-Ext.	19.95
				Area & Perimeter	5-8	32K-Ext.	19.95
FOREIGN LANGUAGES				Pizza Game	3-5	32K-Ext.	19.95
French Baseball-200wds.	4-up	16K-Ext.	11.95	Sales & Bargains	6-8	32K-Ext.	19.95
French Baseball-500wds.	4-up	32K-Ext.	19.95	Comparison Shopping	4-7	32K-Ext.	19.95
Spanish Baseball-200wds	4-up	16K-Ext.	11.95	Binary Dice Game	4-up	32K-Ext.	19.95
Spanish Baseball-500wds	4-up	32K-Ext.	19.95	SOCIAL STUDIES			
Italian Baseball-200wds.	4-up	16K-Ext.	11.95	Know Your States	5-up	32K-Ext.	19.95
Hebrew Alphabet	beginners	16K-Ext.	11.95	History Game	5-up	32K-Ext.	14.95
Hebrew Utility	drawing utility	16K-Ext.	15.95	States & Capitals	5-up	32K-Ext.	19.95
				Explorers & Settlers	4-up	32K-Ext.	19.95
CRITICAL THINKING PROBLEMS				Famous American Women	6-up	32K-Ext.	19.95
Memory Castle-Sunburst	4-up	32K-disk	44.95	Street Map Game	3-5	32K-Ext.	19.95
Factory by Sunburst	4-up	32K-disk	44.95	MISCELLANEOUS			
Pond by Sunburst	2-up	32K-disk	44.95	Name That Song 1,2,or 3	2-up	16K-Ext.	11.95
Teasers by Tobbs-Sunb.	4-up	32K-disk	44.95	Music Drill	3-up	16K-Ext.	19.95
Inner City - simulation	7-up	32K-disk	49.95	Science Game	8-up	32K-disk	29.95
Find The Math Sequence	4-up	32K-Ext.	19.95	Computer Literacy	6-up	32K-Ext.	19.95
Stranded-graphic advert.	4-up	32K-disk	24.95	5 Educational Programs	1-2 or		
				with Lightpen	3-6	32K-disk	44.95
TEACHER/STUDENT AIDS				Chemistry Tutor	10-up	32K-disk	29.95
Colorgrade - gradebook	Adult	32K-disk	29.95				
Quizmaker - write quizzes	5-up	32K-Ext.	24.95				
ETT typing tutor (CocoWarehouse)	4-up	16K-Ext.	21.95				
The Puzzler (ColorConnection)	4-up	32K-disk	29.95				

Disk indicates available on disk only.
Tape prices given.
Add \$5.00 for any program on disk.



can also be used to set up custom reports, print mailing labels, etc. The limits seem only to be in the user's ability to program in BASIC. Action templates could even be used on data files created by other programs if the user has sufficient experience.

One of the other major differences between *CoCo Base I* and other database managers is *CoCo Base I's* ability to create and execute batch files. These are created using Schedule and executed using Jobs. Schedule creates a job file of Action templates. Schedule allows the user to specify the templates to be used as well as the order and type of execution of these templates. For example, a report could be produced by using one template to print a header, the next to find, format and print a list of selected records, and a third to print a footer and totals. Templates can be executed once, once for each record in order, or once for each record in indexed order. Since templates can contain many lines of BASIC code, each one can be quite complex.

Two final options are of interest to those who need to construct new databases from old ones, those who want to create very complex databases, or those like me who invariably enter large amounts of data into a database before they realize that the data structure is wrong. Transfer creates a new database which includes data from an existing database file. Additional fields can easily be included in the new database format, so additional fields can be added to a database. This feature alone could save countless hours of aggravation and programming. I always seem to need just one more field in any database I create after it is in use.

Update gives *CoCo Base I* its claim to being a relational database manager. Update does not access several different related data files at once. Instead it moves selected fields from one data file to another. This requires that each of the files has a field common to the other. Update places fields in the correct record in the receiving database by looking at this "related field." Of course only one related field is used.

This ability to combine data from several data files is useful for a number of things. To me, the most important use is in keeping individual files short and combining information from different files later when the combined information is needed.

If you get the feeling that I am impressed with *CoCo Base I* you are correct; it fits my needs quite well. However, it has a few problems. First is error handling. There are

instructions in the manual that tell you what to type in case of an error. This works and is adequate, but it is inelegant. There should be some way of trapping errors before they dump the user back to the OK prompt. Another annoyance was with *CoCo Base I's* inability to allow a record to be removed from a database. There are many times when a user would like to delete a record from a file. *CoCo Base I* does not allow this in a simple way.

The last complaint has to do with nearly every database management system I have used. I have to keep telling the program the name of the files I am working on. I realize that this is the price one pays for having the ability to store different versions of each file, index, etc., but I still find it a nuisance. Unfortunately, if this "problem" is fixed it would have to be at the expense of flexibility. Given the choice, I'll vote for flexibility.

The last comment I have is not so much a complaint as a suggestion to potential *CoCo Base I* users. Learn BASIC. Although *CoCo Base I* can be used by any non-programmer, the power of the program is best released by someone familiar with BASIC. You could learn BASIC as you go, but previous knowledge is extremely helpful. At first the program may seem weak or difficult to use, but after some practice I find that it can do a great many powerful and useful things.

(JTJ Enterprises, P.O. Box 110841, Nashville, TN 37211, disk \$49.95 plus \$2 S/H)

Co Co - Cooler



- Brings operating temperature to ambient, regardless of accessory load
- Reduces temperature of ENTIRE computer... not just the SAM chip
- Easy 1-minute installation
- \$44.95



Companion Keyboard Cover \$9.95

Send For Free Catalog Of Co Co Software & Computerware

- For Fastest Service Send Money Order Or Certified Check
- Add \$2.50 Shipping For Continental U.S.
- Add \$4.00 Shipping For: AK, HI, APO's, P.O. Boxes, & Canada
- Add \$15.00 Shipping For Overseas
- Add \$3.00 For 220-250 Volt Model
- California Residents Add 6½% Sales Tax
- Add \$3.00 For C.O.D.

REM Industries, Inc.

9420 "B" Lurline Ave., Chatsworth, CA 91311

(818) 341-3719

One-Liner Contest Winner . . .

This little one-liner produces some interesting graphics designs. It is almost kaleidoscopic.

The listing:

```

Ø IFT=1THENX=9*RND(8):FORI=1TO58
STEP2:A=2Ø9-X-I:B=258-X-I:C=49+I
:PUT(X+I,I)-(X+C,C),D,NOT:PUT(X+
I,148-I)-(X+C,99-I),D,NOT:PUT(A,
I)-(B,C),D,NOT:PUT(A,148-I)-(B,9
9-I),D,NOT:NEXT:GOTOØ:ELSEPMODE4
,1:SCREEN1,1:PCLS1:DIMD(Ø,98):GE
T(Ø,Ø)-(5Ø,5Ø),D,G:T=1:GOTO
    
```

Rob Weinberg
San Francisco, CA

(For this winning one-liner contest entry, the author has been sent copies of both *The Rainbow Book of Simulations* and its companion *The Rainbow Simulations Tape*.)

Powerful CoCo Base I is Full of Surprises

By D. McGarry

CoCo Base I is the latest offering from JTT Enterprises of Nashville, Tennessee. I mention this because there is a strong family resemblance between CoCo Base I and CoCo Solver, JTT's other product. Several neat programming tricks were included in both programs and both use the same machine language data entry editor. CoCo Base I stands on its own as a good, solid database program. If, however, you own and use CoCo Solver you will be able to extract maximum performance and flexibility from CoCo Base I with less effort than someone with no prior experience. Several features help CoCo Base I to stand out from the crowd of other database management systems. First, CoCo Base I is a relational database manager. This means that it can access more than one data file by referencing a field common to all files. Second, through the use of Jobs and Schedule options it allows the processing of batch files. Third, the Action option allows for the inclusion of BASIC statements to manipulate data.

CoCo Base I comes on an unprotected disk which includes 10 program files and several sample files. All work is started by typing RUN "MENU" at the OK prompt. Menu options are Create, Put, Index, Action, Schedule, Jobs, Transfer and Update.

The first step in creating a database is to use the Create option to create a structure file of the data fields. Each field is given a two-character name, description, length and type. Field types can be either character or numeric. The structure file can be edited at any time and can extend over several screen pages allowing for large or complex records.

Once the structure file is saved, the Put option is used to add, edit, find and print records. Put uses the structure file defined with Create to show records and for data entry. Put can use an existing file or create a new one as records are added. This allows the creation of several database files which all use the same data format.

The next option is Index which does exactly what the name implies. Index files can be saved with their own names, so several index files can exist for the same data file.

Up to this point, CoCo Base I looks and acts similar to most database management systems. The additional options make CoCo Base I different from any other database manager I have used.

The most unusual and powerful uses of CoCo Base I start with the Action option. Action allows the creation of template files which can act on the database. Templates are sets of BASIC language statements that are added to the Action program as it runs. Action statements can be used to do nearly anything to the data file as far as I can tell. I used Action templates to average a set of grades for one of my physics classes. The grades each had a weighting factor. Some of the grades were numeric and some alphabetic. Even though it took some experimentation to get the template correct, Action allowed me to do this job more quickly than any other method I have used. Action

TANDY COMPUTER DISCOUNTS

COLOR COMPUTERS

26-3127 64k color comp	185.00
26-3131 1st disk drive	269.95

PRINTERS

26-1276 DMP 105	160.00
26-1277 DMP-430	660.00
26-1278 DWP-220	369.00
26-1280 DMP-130	269.00

MODEL 4 and MSDOS COMPUTERS

25-1000 mod 1000	700.00
25-1004 128K memory board	169.95
25-1005 2nd drive mod 1000	160.00
25-1020 VM-4 Monochrome monitor	125.00
26-1070 mod 4D 64k 2dr.	920.00
26-5103 mod 2000 2dr.	1,400.00
26-5104 mod 2000 HD	2,200.00



**We Carry the Complete Line of Tandy
Computer Products at Discount Prices
CALL FOR A FREE PRICE LIST 800-257-5556
IN N.J. CALL 609-769-0551**

WOODSTOWN ELECTRONICS

Rt. 40 E. WOODSTOWN, N.J. 08098

CoCo Keyboard Beats the Chiclets

Imagine . . . could someone actually like the "chiclet" keyboard on their 'F' board CoCo? I did. I was accustomed to using that keyboard and I can hunt and peck with the best of them. Well, all that changed when I received my review assignment for the replacement keyboard offered by Spectrum Projects.

I received the keyboard and immediately installed it in my Color Computer. The documentation was brief and appeared incomplete. Nevertheless, replacing a keyboard is perhaps one of the easiest upgrades to perform on a CoCo. To make it even easier, the keyboard is the same as the 26-3016 keyboard retailing for \$24.95 at Radio Shack (less installation). This means there is no cutting or soldering involved at all.

Simply open the case (keep in mind this voids your warranty), unplug the old keyboard, plug in the new one and close the case. That's all there is to it. After that, you have a keyboard with full-size keys and a better overall feel.

I found it very easy to get used to the new keyboard. Particularly since the key placement is the same as on my old one, but the new keyboard feels better and typing goes a lot smoother. Even touch-typists should like this keyboard more than some others on the market.

The keyboard is designed to fit into any revision of Color Computer from the old 'F' board to the present CoCos. The cable is the transparent, super-thin mylar conductor type. If you have a version earlier than the 'F' board, Spectrum also sells an adapter that allows you to easily install the keyboard in your computer as well. Keep in mind, if you have one of the newer CoCo 2s this is the same keyboard you already have.

I highly recommend this keyboard for anyone and everyone. Its low cost as well as ease of installation make it one of the best upgrade buys on the CoCo market today.

(Spectrum Projects, Inc., P.O. Box 21272, 93-15 86th Drive, Woodhaven, NY 11421, keyboard \$14.95, adapter \$9.95, plus \$3 S/H)

— Vic Roberts

One-Liner Contest Winner . . .

Here's a little disk utility for your toolbox. Just enter the track, sector and drive numbers at the prompt and you will be able to examine the disk.

The listing:

```
1 CLEAR 300:INPUT"TRACK:";T:INPU
T"SECTOR:";S:INPUT"DRIVE:";D:DSK
I$ D,T,S,A$,B$:PRINT A$;B$:RUN
```

Anton Sipos
Los Angeles, CA

(For this winning one-liner contest entry, the author has been sent copies of both *The Rainbow Book of Simulations* and its companion *The Rainbow Simulations Tape*.)

No Frills U-Buffer is an Excellent Value

As much as we hate to admit it, the present-day world puts much emphasis on time. Hurry this and hurry that; it is as if we were in a race to the finish! Well, the U-Buffer printer buffer from Digital Devices fits in nicely.

I have given this little gem a thorough run for its money. Over the last month and a half, I have sent it files from Delphi, files from my word processor, data from my BASIC programs and graphics. It hasn't let me down yet. It has always printed each character reliably.

For those who don't know, a printer buffer is nothing more than a go-between. It goes between your computer and printer. A printer is limited in speed. The print head can only move so fast across the page. However, a computer can send data much faster. So the buffer allows the computer to finish sending its data more quickly. Therefore, you don't have to wait all day for the printer to finish before going ahead with your work.

As an example, when I told my system to print a 40.5K file, the prompt was back on the screen in 83.5 seconds. I was already involved in my favorite game when my printer finished printing out the 30 double-spaced pages 15 minutes and 53 seconds later.

The U-Buffer is available in two configurations: 16K memory and 64K memory. A nice added feature is the average user can upgrade the unit from 16K to 64K by himself. The manual gives information on what chips to buy and how to install them properly. The only drawback is that the one-year warranty only applies to the configuration purchased from Digital Devices. Still, I believe this is very reasonable.

The buffer is designed to accept input from any computer having a Centronics interface. Since my serial/parallel converter terminates in a Centronics plug, I had no problems. The unit also terminates in a Centronics plug for the printer's parallel port.

The U-Buffer comes with a 14-page, easy to read pamphlet. The instructions cover installation, testing, troubleshooting, upgrades and a whole slew of technical information plus a glossary.

Despite its usefulness, keep in mind a printer buffer isn't for everybody. But anyone with a business or who does a lot of printing will surely welcome anything to help them out.

The U-Buffer is an excellent, no-frills printer buffer. For the reasonable price it is a good work horse with a good deal of backing from the manufacturer. This one gets four stars.

(Digital Devices Corporation, 430 Tenth St., Suite N205, Atlanta, GA 30318, 16K \$119.95, 64K \$149.95)

— Cray Augsburg

formatter we published recently, or the *TSWord* formatter. The *DeskMate* editor is very easy to use and a nice way to enter text. Add the dot commands required by *TSWord* or other formatter and you can print it in any way you like.

Many people also like *TSEdit*. It is based on the UNIX VI text editor and does an excellent job. The only reason I haven't bothered to use it is the fact that my fingers already have the *DynaStar* diamond memorized. I would hate to have to learn to touch type all over again. Yet, a friend of mine really likes *TSEdit*. He learned to touch type on *TSEdit* first. He enjoys working with the *TSWord* formatter but he has discovered one problem. I have confirmed the problem but still haven't figured out a solution. If you come up with one, please let me know.

Since memory is limited, divide the writing into shorter files and use *TSWord's* .NX command. That's fine. In fact, it's a good way to work, even if you don't need to. Unfortunately however, *TSWord* breaks to a new page every time it hits an .NX command. What we need is a way to disable this page break so we can print continuously one page after the other. Here's an example you can use to print three individual files at one time.

```
.nx part_one
.nx part_two
.nx part_three
```

Many people on the CoCo SIG forum seem to believe *DeskMate* files are not compatible with other OS-9 programs. Not so. The secret can be uncovered in the documentation for the terminal program in *DeskMate*. The *DeskMate* editor automatically adds an extension, .DOC, to the end of the filename. Therefore, if you save a file named "Column" it will actually be named "Column.DOC." Save a *DeskMate* file then exit and run the *dir* utility. Then, go ahead and list or dump the file using the complete filename. It worked, didn't it?

The reverse is also true and you could build a file and then edit it with the *DeskMate* editor if you give the file you are building a .DOC extension. For example:

```
OS9: build Example.DOC <ENTER>
```

While we're still talking about *DeskMate*, we should clear up another point. The *DeskMate* terminal program requires you to use the Deluxe RS-232 Pak. You cannot use the /T1 port on the back of the CoCo. Again, bit banging just doesn't work in a multi-tasking environment. If it did, the *DeskMate* programmers would have provided the option to change it. They clearly state that you need the hardware ACIA in the *DeskMate* manual.

Good News for Graphics Programmers

Eric at ColorVenture Software, P.O. Box 1729, Huntington Station, NY 11746 needs a good graphics programmer for an exciting CoCo project. He has been negotiating with Broderbound Software about porting *The*

Print Shop, a best-selling program on the Apple and Commodore to the Color Computer. He wants to market it to Tandy, so it must be done in OS-9. Here's your chance! Give him a call at 516-271-8456.

The CoCo/IBM Connection

Many people use an IBM PC or clone at work these days. That's the bad news. The good news is that we can now work at home on our Color Computers, save our efforts on an IBM-compatible disk and carry it to work. In fact you can often get a lot more work done when you get away from the constant interruptions of the workplace.

We owe our new freedom to James Hornsby, who has developed a set of utilities to let you read or write standard Radio Shack DOS single-sided disks as well as standard IBM PC single-sided disks. They use Dan Johnson's Color Computer OS-9 SDisk driver and can also read and rename files on double-sided IBM PC disks. Since they run in OS-9 they also let you send OS-9 files to either Disk BASIC and IBM PC disks, or vice versa. They are most useful for transferring standard ASCII data files. Additionally, if you save a BASIC program in ASCII and transfer the file to the other computer, it should load without a problem.

Sequential ASCII text files from Disk BASIC load into IBM PC editors without a hitch, although you have to add line feeds after each carriage return when using some editors. When you move ASCII text files from an IBM to the Color Computer, you must strip off the extra linefeeds. Hornsby gives you two utilities, *addlf* and *strip lf*, to take care of these jobs.

All of Hornsby's utilities use OS-9's standard input and output path. This means their output can be redirected to a file or used in a pipeline. If you avoid using pipes, you can even run these transfer utilities on a single-drive system. A typical single-drive command looks like this:

```
OS9: RSread -s #19K /d0/filename.dat
>/d0/documents/myfile
```

Here is a typical command line that uses a pipe.

```
OS9: RSread /d1/filename.ext ! addlf
```

When you run this command, RSread reads data from a standard Color Computer disk and writes it to OS-9's standard output path. But the pipe, noted by the exclamation mark (!) diverts this output to the input of the next program in the pipeline, *addlf*. The latter command adds a linefeed after every carriage return and sends its output to OS-9's standard output path. Since there are no more pipes and the standard output has not been redirected, the output of *addlf* appears on the terminal. Programs that work like *addlf* and *strip lf* are called filters.

To copy a file to an IBM disk use a command line similar to this:

```
OS9: PCWrite /D1/letter.txt
</d0/letters/myletter
```

Notice that PCWrite gets its input from a file named myletter, in a directory named letters on a disk mounted in Drive /d0. It does that because the standard input path it reads has been redirected to receive information from the file. It stores the file letter in an IBM file named letter.txt on a disk mounted in Drive /d1.

In addition to the standard read and write operations, you can also format IBM disks and delete or rename IBM files with additional utilities in the package. Be careful with IBM filenames containing the characters special to the OS-9 Shell — !, # and &. You can only access files stored in the root directory of an IBM disk that uses hierarchical directories.

This Month's Listings

Gregory A. Law, who has contributed several OS-9 tips in the past, has contributed his version of Dennis Derringer's *Pager.B09*. The program first appeared in MOTD several months ago. Law modified the program to make it print 66 lines per page, rather than 67 and taught it to recognize a second procedure in the source code. When the new *Pager.B09* encounters an additional procedure, it skips to the next page and changes the header on the page to the name of the new procedure. The page numbering remains intact. He also corrected the way the program handles line numbers. Additionally, it prompts for an output device so you can use any parallel printer or even /TERM. Law challenges you to come up with a way to handle a BASIC09 program line in the form of:

```
IF variable=data THEN
variable=null \ ENDIF
```

Presently, *Pager.B09* treats the rest of the program following this line as if it were still in the IF loop. In other words, *Pager* only recognizes control structure keywords when they are at the beginning of a line.

And here's another tip. Why not write this program so that it receives input from standard input and sends output to standard output. If you do this, you could use it as a filter. To make *Pager.B09* read from the standard input path, take out this line and the conditional code following it:

```
INPUT "File to list: "filename
```

To make *Pager.B09* send output to the standard output path, you must make similar changes. Take out the prompt for the output device and the code that uses it. Then, remove the following four lines:

```
OPEN #path, filename:READ
OPEN #printer,output:WRITE
CLOSE #path
CLOSE #printer
```

Then, early in the program add the following two lines:

```
path:=0
printer:=1
```


After you do this, the program gets input from the standard input path when it encounters the line, "READ #path, line". Likewise, it sends output to the standard output path when it encounters any line containing "print #printer".

Run *Pager.B09* with OS-9 command lines like this:

```
OS9: basic09 Pager
<any_BASIC09_file >/P
OS9: basic09 Pager
<more_BASIC09_Source >a_spooler_file
OS9: basic09 Pager
<any_BASIC09_Source
```

The first command line sends its output to the printer. The second line saves the output in a file on disk which you can later print, and the last line sends the output to the Color Computer screen.

While you are typing *Pager.B09* into the CoCo you will find several program lines longer than the length of the screen. To get around this problem, type a linefeed character and continue to type the program line. Remember, do not press the ENTER or RETURN key after you press the linefeed key — just keep typing. To generate a linefeed character on the Color Computer, hold down the CLEAR key and press the 'J' key. BASIC09 will let you enter the long series of IF ... OR ... OR ... THEN statements in *Pager.B09* if you do this. This series appears twice in the listing and both times the three lines of code in the listing should be entered as one line of code.

A New line.c

Law also modified the standard *line.c* program that comes with the Microware C compiler from Tandy. The program now paginates the listings at 66 lines per page and includes a header that prints the filename and pager number. He also gives you the ability to add the string "/*page*/" to your own code. When the *line.c* sees this string it automatically skips to the top of the next page. This is a handy feature since it allows a way to add a simple comment to programs to keep a routine from being listed on two pages.

Our final listing this month comes from Matthew Belmonte of Alexandria, Virginia. The listing *stat.a* is written in the RMA assembler format. RMA is the assembler called C.Asm in Microware C. It just might come in handy if you are trying to port C programs from UNIX over to OS-9. The short C program, *example.c*, shows how to use "stat()" from within your own C programs. To link stat() with *example.c*, use the following command line.

```
c.link /dl/lib/cstart.r
example.r stat.r -0=/dl/
example -l=/dl/lib/clib.1
```

That's it for August! But, never fear, next month should be just as much fun as we try to come up with a way to organize your disks. Till then, keep on hacking! □

Listing 1: new.pager

```
(* BASIC09 Listing Utility *)
(* Written by Dennis Derringer *)
(* Modified by Greg Law *)

DIM filename:STRING[200]; line:STRING[200]
DIM temp:STRING[200]
DIM xline:STRING[60]
DIM path,printer,page,linecount,tabset:BYTE
DIM proc:STRING[50]
DIM output:STRING[5]
DIM a,start,endpos:INTEGER
DIM cnt:BYTE

INPUT "Output device (/P): ",output
IF output="" THEN
    output:="/p"
ENDIF

(* Main Loop *)
10 PRINT CHR$(12)
PRINT "BASIC09 Listing Pager"
PRINT "Type 'end' or press [ENTER] to exit"
PRINT
INPUT "File to list: ",filename
IF filename="end" OR filename="END" OR filename="" THEN
    END
ENDIF

page:=1
linecount:=1
tabset:=10
OPEN #path,filename:READ
READ #path,line
proc:=line
OPEN #printer,output:WRITE
GOSUB 100
WHILE NOT(EOF(#path)) DO
    READ #path,line
    REPEAT
        start:=SUBSTR(CHR$(10),line)
        IF start<>0 THEN
            line:=LEFT$(line,start-1)+" "+MID$(line,start+1,200)
        ENDIF
    UNTIL start=0
    IF LEFT$(line,4)="ELSE" THEN
        PRINT #printer,TAB(tabset-2); line
        linecount:=linecount+1
    ELSE
        IF LEFT$(line,7)="ENDEXIT" OR LEFT$(line,5)="ENDIF" OR
            LEFT$(line,7)="ENDLOOP" OR LEFT$(line,8)="ENDWHILE" OR
            LEFT$(line,5)="UNTIL" OR LEFT$(line,4)="NEXT" THEN
            tabset:=tabset-2
        ENDIF
        IF LEN(line)>60 THEN
            temp:=line
            xline:=LEFT$(line,60)
            start:=1
            endpos:=61
        REPEAT
            IF start=1 THEN
                a:=tabset
            ELSE
                a:=tabset+2
            ENDIF
        REPEAT
            endpos:=endpos-1
```



```

UNTIL MID$(xline,endpos,1)=" " OR endpos>LEN(line) OR
endpos=0
IF endpos=0 THEN
endpos=60
ENDIF
xline:=LEFT$(xline,endpos)
line:=MID$(line,endpos+1,200)
PRINT #printer,TAB(a); xline
linecount:=linecount+1
start:=endpos+1
endpos:=61
xline:=LEFT$(line,60)
UNTIL line=""
line:=temp
ELSE
IF ASC(line)<58 AND ASC(line)>46 THEN
cnt:=1
REPEAT
xline:=LEFT$(line,cnt)
cnt:=cnt+1
UNTIL MID$(line,cnt,1)=" "
line:=MID$(line,cnt+1,200)
PRINT #printer,TAB(5); xline; TAB(tabset); line
linecount:=linecount+1
ELSE
IF LEFT$(line,9)="PROCEDURE" THEN
FOR a=1 TO 65-linecount
PRINT #printer,CHR$(13);
NEXT a
proc:=line
GOSUB 100
ELSE
PRINT #printer,TAB(tabset); line
linecount:=linecount+1
ENDIF
ENDIF
ENDIF
IF LEFT$(line,2)="IF" OR LEFT$(line,6)="EXITIF" OR
LEFT$(line,4)="LOOP" OR LEFT$(line,5)="WHILE" OR
LEFT$(line,6)="REPEAT" OR LEFT$(line,3)="FOR" THEN
tabset:=tabset+2
ENDIF
ENDIF
IF linecount>60 THEN
FOR a=1 TO 65-linecount
PRINT #printer,CHR$(13);
NEXT a
GOSUB 100
ENDIF
ENDWHILE
FOR a=1 TO 65-linecount
PRINT #printer,CHR$(13);
NEXT a
CLOSE #path
CLOSE #printer
GOTO 10

(* Subroutine to print page heading *)
100 PRINT #printer," "
PRINT #printer USING "t10,s32,t65,'Page: ',i3",proc,page
PRINT #printer,TAB(10); " Date / Time: "; DATE$
PRINT #printer," "
page:=page+1
linecount:=3
RETURN

```

* LOCAL * IN * LOS * ANGELES *

THE E.D.C.



FLIPPY
ATTACK!

DON'T RUIN YOUR DISKS!

Highest Quality Certified Diskettes. True
Flippies—Already "Doubled". DS/DD
10/\$17.95 + \$2.50 S & H

2764 Eprom (10)	\$4.50 ea.
27128 Eprom (10)	\$5.50 ea.
6809E CPU	\$17.95
6847 VOG	\$17.95
6883 SAM	\$24.95
LS785 NEW SAM	\$29.95
RS DOS 1.1	\$22.95
Ext. Bas. 1.1	\$24.95
Est. Bas (28 Pin)	\$29.95
4464 DRAM (2 chips)	\$34.95
4164 DRAM (8 chips)	\$19.95
Model 100 8K Upgrade	\$34.95
Gold Rom "Y" Cable	\$22.95

Quadrature Fan Module B

Piezo Electric — .11 Watts
Fits IN Coco — No Surge
5 CFM — Low Noise — UL
\$29.95 + 2.50 S & H

*E.D.C. carries the most
complete line of software
and hardware in the market.*



232 RemotePlus by David Cherin

- ✓ Requires RS232 Pak or PBJ 2SP
- ✓ Remote Terminal Program
- ✓ Parallel to Keyboard
- ✓ No Lost or Garbled Data
- ✓ Error Trapping ✓ Software Clock
- ✓ Disable Break Key ✓ Inkey\$ Support
- ✓ New Terminal Program
- ✓ Conversation Mode
- ✓ All Ext. & Disk Commands
- ✓ 20 Commands Added
- ✓ Perfect for BBS
- ✓ 4 Versions Incl: Ext., 1.0,1.1 & JDOS
- ✓ Much More - Uses 4K



\$24.95 + 2.50 S & H (CA. res + tax)

VIP Writer/Speller is so good, it doesn't
need the ads. **\$59.95**

Always \$2.50 S & H = 1 lb. Can = Call



COLOR & MICRO COMPUTERS

Software • Hardware • Support
Educational • Small Business • Games
VOICE (213) 254-6809 10 A.M.-10 P.M.
BBS (213) 258-0640 24 HRS.
300 and 1200 Baud
Extended Hours + Call before coming.

**6130 YORK BOULEVARD
POST OFFICE BOX 42718
LOS ANGELES, CA. 90042**

MAKE CHECKS PAYABLE TO E.D.C.

Listing 2: line.c

```
/* line: list lines of file with numbers */

#include <stdio.h>

main(argc,argv)
char **argv;
(
char line[256];
register int count = 0;
int linecount = 1;
int page = 1;
int a;

if(--argc)
if(freopen(++argv,"r",stdin) == NULL) {
fprintf(stderr,"can't open file: %s\n",*argv);
exit(errno);
}

put_header(*argv, 1);
linecount = 4;
while(gets(line)) {
if(strncmp(line, "/*page*/", 8) != 0) {
printf("%5d %s\n", ++count, line);
linecount++;
if(linecount > 64) {
for(a = 1 ; a <= 67 - linecount; a++)
printf("\n");
put_header(*argv, page++);
linecount = 4;
}
} else {
for(a=1; a <= 67 - linecount; a++)
printf("\n");
put_header(*argv, page++);
linecount = 4;
}
}
for(a = 1 ; a <= 67 - linecount; a++)
printf("\n");
}

put_header(line, page)
char *line;
int page;
{
printf("\n%-60sPage: %5d\n\n", line, page);
}
}
```

Listing 3: stat.a

```
*stat.a
*C stat() call for OS9
*by Matthew Belmonte
*860208
READ. equ %00000001
DIR. equ %10000000
ifpl
use /D1/DEFS/os9defs.a
endc
psect stat_a,0,0,0,0,0
nam stat_a
ttl stat
stat:
pshs u,y
ldd #-65
lbsr _stkcheck make sure enough room
leas -33,s for scratch area
ldx 39,s pathname argument
leau ,x points to filename
cpynam lda ,x+
beq cpdone
cmpa #'/'
bne cpynam
leau ,x save addr of last '/'
bra cpynam
cpdone lda ,u
sta 1,s save char after the '/'
lda #'+$80 parent dir
sta ,u replace it w/ '.'
ldx 39,s
lda #READ.+DIR.
os9 I$OPEN open it
sta ,s save dir path desc
lda 1,s
sta ,u restore filename
lbs error
find lda ,s
```

S*S*S OUTLINER

SNAP · STUDY · SYSTEM

- *UNIQUELY FRIENDLY, learn in minutes.
 - *NO FORMS to set up. Just start entering records. Use ARROW keys to change levels, browse MAIN headings, SUB-headings, ITEMS.
 - *ADD - REVISE - DELETE at any level.
 - *NO FILE NAMES TO REMEMBER. Just choose a file box (A-H) from the screen listing.
 - *3 SAMPLE FILES and examples included.
 - *PRINT REPORT (printer codes permitted)
 - *NOT COPY PROTECTED *CLEAR MANUAL
- Best used every day to plan, check, review. Plan an outline for reports, jobs, duties. ideas, things to do. Reference notes for studies, books, checklists etc, etc.

JOBS FILE PARTIAL PRINTOUT

HOME
HOUSE MAINTENANCE
Change kitchen washers
Paint utility room
Check smoke alarm ****
Car service MON 9AM
YARD
Prune hedge, shrubs
Gate hinges - fix
Clean out eave troughs
Marigolds-seed MAR 1st
ENGINEERING
PROJECT '200
Preliminary plan
Call traffic consultant
re Tues 8:45 meeting

BE ORGANIZED!

REQUIRE 32K DISK
PRINTER RECOMMENDED

ONLY \$19.95
CANADA \$25
ADD \$2 shipping

COZY SOFTWARE
25142 53RD Ave
ALDERGROVE, B.C.
CANADA VOX 1A0


```

leax 1,s buffer
ldy #32 record length
os9 I$READ directory
bcs error
leax 1,s
leay ,u target filename
cmpnam lda ,x
anda #%01111111 strip MSb
cmpa ,y+
bne find look @ next entry
lda ,x+
bpl cmpnam
lda ,y must be same length
bne find so check for '\0'
lda ,s
os9 I$CLOSE directory
bcs error
leax device,pcr "@"
lda #READ.
os9 I$OPEN
bcs error
sta ,s path desc
ldx 30,s LSN (MS 16)

```

```

lda 32,s LSN (LS 8)
clrb
tfr d,u
lda ,s
os9 I$SEEK
bcs error
ldx 41,s &stbuf argument
ldy #100 sizeof(stbuf)
lda ,s
os9 I$READ file desc sector
bcs error
lda ,s
os9 I$CLOSE
bcs error
ldd #0 no error
clenup leas 33,s done w/ scratch area
puls y,u,pc
error clra
std errno error code
ldd #-1 error flag
bra clenup
device fcs "@"
endsect

```

Listing 4: *stat.demo*

```

/*a demonstration of the stat() call in OS9
   written by Matthew Belmonte*/
#include <stdio.h>
#include <direct.h>
main()
{
    int i, mask;
    char name[80];          /*pathlist*/
    struct fildes stbuf;   /*inode info*/
    static char attrb[] = {'d','s','e','w','r','e','w','r'};
    printf("filename? "); /*prompt*/
    scanf("%s",name);      /*get pathlist*/
    if(stat(name,&stbuf) == -1) /*call stat()*/
        printf("stat: error!\n");
    else
    {
        printf("\nowned by %d\n",stbuf.fd_own);
        printf("created on %02d/%02d/%02d\n",stbuf.fd_dcr[0],stbuf.fd_dcr[1],
stbuf.fd_dcr[2]);
        printf("last modified on %02d/%02d/%02d at %02d:%02d\n",stbuf.fd_date[0],
stbuf.fd_date[1],stbuf.fd_date[2],stbuf.fd_date[3],stbuf.fd_date[4]);
        printf("%d links.\n",stbuf.fd_link);
        mask = 0X80;
        for(i = 0; i != 8; i++)
        {
            if(mask & stbuf.fd_att)
                putchar(attrb[i]);
            else
                putchar('-');
            mask >>= 1;
        }
    }
}

```


THESE FINE STORES CARRY THE RAINBOW

The retail stores listed below carry THE RAINBOW on a regular basis and may have other products of interest to Tandy Color Computer users. We suggest you patronize those in your area.

ALABAMA

Birmingham Jefferson News Co.
Brewton McDowell Electronics
Florence Anderson News Co.
Greenville M & B Electronics
Madison Madison Books
Montgomery Trade 'N' Books

ALASKA

Fairbanks Electronic World

ARIZONA

Phoenix TRI-TEK Computers
Sierra Vista Livingston's Books
Tempe Books Etc.
Tucson Computer Library
Anderson News Co.

ARKANSAS

Fayetteville Vaughn Electronics/Radio Shack
Little Rock Anderson News Co.

CALIFORNIA

Chula Vista R & R Software
Citrus Heights Software Plus
Grass Valley Advance Radio, Inc.
Half Moon Bay Strawflower Electronics
Hollywood Levity Distributors
World Book & News Co.
Lompoc L&H Electronics Emporium
Los Angeles E.D.C. Industries
Polygon Co.
Sacramento Tower Magazine
Santa Rosa Sawyer's News, Inc.
Sunnyvale Computer Literacy

COLORADO

Westminster Software City

CONNECTICUT

Danbury Computer Serv. of Danbury

DELAWARE

Middletown Delmar Co.
Milford Milford News Stand
Wilmington Normar, Inc.—The Smoke Shop

FLORIDA

Boca Raton Software, Software, Inc.
Cocoa The Open Door
Davie Software Plus More
Fl. Lauderdale Electronics Engineers
Mike's Electronics Distributor
Jacksonville The Book Nook
Book Town
Deano's TV
Melbourne City Newsstand
The Little Store
North Miami Almar Bookstore
Beach Book Mania
Orlando Boyd-Ebert Corp.
Panama City Anderson News Co.
Pensacola Wolf's Newsstand
Pinellas Park Family Computers
Sarasota Sunny's at Sunset, Inc.
Sunrise Anderson News Co.
Tallahassee Fine Print Bookstore
Tampa Sound Trader & Computer Center
Computrac
Titusville

GEORGIA

Bremen Bremen Electronics/Radio Shack
Cumming Kent Radio Shack
Jesup Radio Shack
Marietta Act One Video
Toccoa Martin Music Radio Shack

IDAHO

Moscow Johnson News Agency

ILLINOIS

Aurora Kroch's & Brentano's
Belleville Software or Systems
Champaign Book Market
Chicago B. Dalton Booksellers
N. Walbush St.
West Jackson St.
Bob's in Newtown
Bob's News Emporium

Bob's Rogers Park
Book Market
East Cedar
North Cicero
West Diversey
E.B. Garcia & Associates
Kroch's & Brentano's
South Walbush
West Jackson
516 N. Michigan
835 N. Michigan

Parkway Drugs
Parkwest Books
Sandmeyer's Bookstore
Univ. of Chicago Bookstore
Univ. of Illinois Bookstore
Videomat, Inc.
Book Emporium
Book Market
Book Emporium
K-Mart Plaza
Northgate Mall
Book Emporium
Chicago-Main News
B & J Supply
Book Emporium
Book Nook
Bill's TV Radio Shack
Kroch's & Brentano's
Kroch's & Brentano's
Book Emporium
Book Emporium
Sheridan Village
Westlake Shopping Center

Book Market
Illinois News Service
Kroch's & Brentano's
Kroch's & Brentano's
Book Emporium
Sangamon Center North
Town & Country Shopping Ctr.
Book Emporium
Paper Place
North Shore Distributors

White Cottage Electronics
Micro Computer Systems, Inc.
Finn News Agency, Inc.
The Computer Experience
Computer Health Consultants
Bookland, Inc.
Delmar News
Indiana News
Elex Mart

Arco Office Supplies
Radio Shack
Mitling's Electronics

Interstate Book Store

Palmer News, Inc.
Town Crier of Topeka, Inc.
Amateur Radio Equipment Co.
Lloyd's Radio

Boyle Electronics
Goodwin Electronics
Daniel Boone Gulf Mart
Hobby Shop
The Computer Store
Radio Shack
R-Kat Electronics
Gus-Stan Enterprises
Miller Electronics

Acadiana Newsstand
The Book Rack

Voyager Bookstore
Radio Shack
Radio Shack

MARYLAND

Silver Spring Layhill Newsstand

MASSACHUSETTS

Brockton Voyager Bookstore
Cambridge Out Of Town News
Fitchburg Corners Book Shop
Ipswich Ipswich News
Littleton Computer Plus
Lynn North Shore News Co.
Quincy Soft Ware House
Rehoboth Arel Computer & Electronics

MICHIGAN

Allen Park Book Nook, Inc.
Dearborn DSL Computer Products
Durand Robbins Electronics
Harrison Harrison Radio Shack
Lowell Curt's Sound & Home Arcade Center
Mt. Clemens Key Book Shop
Michigan Radio
Muskegon The Eight Bit Corner
Owosso C/C Computer Systems
Perry Perry Computers
Perry Pery Oil & Gas
Roseville New Horizons
Royal Oak Software City
St. Johns Clinton Electronics
Sterling Heights
Tecumseh Sterling Book Center
Wyoming White Electronics
Geny's Book Co.

MINNESOTA

Minneapolis Read-More News
Willmar The Photo Shop

MISSISSIPPI

Grenada Stereo Store of Grenada, Inc.

MISSOURI

Farmington Ray's TV & Radio Shack
Kirksville T&R Electronics
Moberly Audio Hut
St. Louis Book Emporium
Computer Xchange
Software Centre
Final Edition
University City

MONTANA

Whitefish Consumer Electronics of Whitefish

NEBRASKA

Lincoln Hobby Town
Omaha Computers & Components

NEVADA

Las Vegas Hurley Electronics

NEW HAMPSHIRE

West Lebanon Verham News Corp.

NEW JERSEY

Cedar Knolls Village Computer & Software
Cherry Hill Software City
Clinton Micro World II
Lawrenceville Micro Con Software Center
Linwood Software City
Marmora Outpost Radio Shack
Montvale Software City
Pennsville Daye's Elect. Radio Shack
River Edge Software City
Rockaway Software Station
Villas Art's Electronics

NEW MEXICO

Alamogordo New Horizons Computer Systems
Albuquerque Desert Moon Distributors
Page One Newsstand

NEW YORK

Brockport Liff Bridge Book Shop, Inc.
Elmira Heights Southern Tier News Co., Inc.
Fredonia On Line: Computer Access Center
Hudson Falls G.A. West & Co.
Johnson City Unicorn Electronics
New York Barnes & Noble—Sales Annex
Calleum Books
Eastern Newsstand
Grand Central Station, Track 37

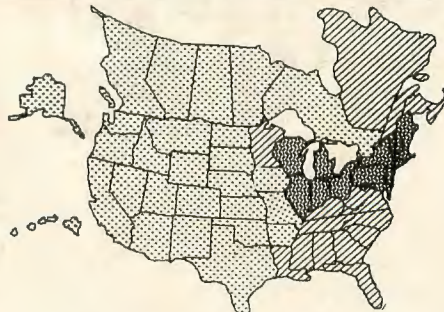
	200 Park Ave., (Pan Am #1) 55 Water Street World Trade Center #2 First Stop News Idle Hours Bookstore International Smoke Shop Jonil Smoke Penn Book Software City State News Usercom Systems, Inc. Walden Books World Wide Media Services				
N. White Plains Rochester	Software City Village Green World Wide News Spectrum Projects				
Woodhaven					
NORTH CAROLINA					
Aberdeen	King Electronics Radio Shack				
Cary Charlotte	News Center in Cary Village Newsstand Int'l Papers & Paperback Computer Plus C ² Books & Comics Boomers Rhythm Center				
Havlock Hickory Marion					
NORTH DAKOTA					
Fargo	Computer Associates				
OHIO					
Blanchester Canton Chardon Cincinnati Columbiana Coshocton Dayton	JR Computer Control Little Professor Book Center Thrasher Radio & TV Cinsoft Fidelity Sound & Electronics Utopia Software Huber Heights Book & Card Wilke News News-Readers Girard Book & News The News Shop T.W. Hogan & Associates Lakewood International News Brunner News Agency Edu-Caterers Wilke News Mount Orab Radio Shack Programs Unlimited Leo's Book & Wine Shop Fine Print Books				
Fairborn Girard Kent Kenton Lakewood Lima					
Miamisburg Mount Orab Rocky River Toledo Xenia					
OKLAHOMA					
Hobart Oklahoma City Tulsa	Shortgrass Electronics Merit Micro Software Steve's Book Store				
OREGON					
Portland	Fifth Ave. News				
PENNSYLVANIA					
Allison Park Altoona Brookville Malvern Philadelphia	Software City Newborn Enterprises Larry's Stereo Shop Personal Software City Software Center Newsy Stevens Radio Shack All-Pro Souvenirs Pitt Computer & Software Software Corner The Donna Comm. Co. Micro World The Computer Center of York				
Phoenixville Pittsburgh Pleasant Hills Temple Tunkhonnock Wind Gap York					
RHODE ISLAND					
Warwick	Software Connection				
SOUTH CAROLINA					
Charleston Hts. Gaffney Greenville Hilton Head Spartanburg Union	Software Haus, Inc. Gaffney Book Store Palmetto News Co. Megatron Corporation Software City Reming's Electronics				
TENNESSEE					
Chattanooga	Anderson News Co. Guild Books & Periodicals Highland Electronics Anderson News Co. First Byte Computer Co. Computer Center Software, Inc. Mosko's Book Store Delker Electronics				
Dickson Knoxville					
Memphis					
Nashville Smyrna					
TEXAS					
Elgin Ft. Worth Houston Orange San Antonio	The Homing Pigeon Software Terminal MicroSolutions Northway Books & News CoCo Nuts				
UTAH					
Murray	Deseret Book				
VIRGINIA					
Gaflon Norfolk Richmond	Electronics Marketing I-O Computers Software City				
WASHINGTON					
Seattle Tacoma	Adams News Co., Inc. B & I Magazines & Books Nybbles 'N Bytes				
WEST VIRGINIA					
Huntington Logan Madison Parkersburg	Nick's News Stan's Electronics & Radio Shack Communications, LTD Valley News Service				
WISCONSIN					
Appleton Cudahy Ladysmith Milwaukee	Badger Periodicals Cudahy News & Hobby Electronics, Etc. Book Tree Booked Solid Booked Solid II Harvey Schwarz Bookshop Univ. of Wisconsin Bookshop Door County Electronics				
Sturgeon Bay					
WYOMING					
Casper	The Computer Store				
ARGENTINA					
Cardoba	Informatica Y Telecomunicaciones				
AUSTRALIA:					
Kingsford	Paris Radio Electronics				
CANADA:					
ALBERTA					
Banff Blairmore Bonnyville Brooks Calgary Claresholm Drayton Valley Edmonton	Banff Radio Shack L & K Sports & Music Paul Tiercier Double "D" A.S.C. Radio Shack Billy's News Radio Shack Associated Stores Langard Electronics CMD Micro Kelly Software Distributors Radio Shack D.N.R. Furniture & TV Fox City Color & Sound A.S.C. Radio Shack Ft. Mail Radio Shack				
Edson Fairview Fox Creek					
Ft. Saskatchewan Grande Cache Grande Centre Hinton Innisfail Leduc Lethbridge Lloydminster Okotoks Peace River	The Stereo Hut The Book Nook Jim Cooper L & S Stereo Radio Shack Associated Stores Datatron Lloyd Radio Shack Okotoks Radio Shack Radio Shack Associated Stores Tavener Software				
ST. PAUL					
Stettler Strathmore Taber Westlock Wetaskiwin	Walter's Electronics Stettler Radio Shack Wheatland Electronics Pynewood Sight & Sound Westlock Stereo Radio Shack				
BRITISH COLUMBIA					
Burnaby Burns Lake Campbell River Chilliwack Coortanay Dawson Creek Golden Langley N. Vancouver Nelson Parksville Penticton	Compuff VT. Video Works TRS Electronics Charles Parker Rick's Music & Stereo Bell Radio & TV Talks Home Furnishings Langley Radio Shack Microwest Distributors Oliver's Books Parksville TV D.J.'s Four Corner Grocery Matrix Computing Sidney Electronics Wall's Home Furniture Tip Top Radio & TV				
Salmon Arm Sidney Smithers 100 Mile House					
MANITOBA					
Altona Lundar Morden The Pas Selkirk Virden Winnipeg	LA. Wiebr Ltd. Goranson Elec. Central Sound Jodi's Sight & Sound G.L. Enns Elec. Archer Enterprises J & J Electronics Ltd.				
NEW BRUNSWICK					
Moncton Sussex	Jeffries Enterprises Dewitt Elec.				
NEWFOUNDLAND					
Botwood Carbonear	Seaport Elec. Slade Realities				
NOVA SCOTIA					
Halifax	Atlantic News				
ONTARIO					
Aurora Concord Exceter Hamilton Hanover Huntsville Kenora Kingston Listowel South River	Compu Vision Ingram Software J. Maclean & Sons Dataman Modern Appliance Centre Huntsville Elec. Donny "B" T.M. Computers Modern Appliance Centre MaxTV Dennis TV				
QUEBEC					
LaSalle Pont. Rouge	Messageries de Presse Benjamin Enr. Boutique Bruno Laroche				
SASKATCHEWAN					
Assiniboia Estevan Moose Jaw Nipawin Regina	Telstar News Katyk Electronics D&S Computer Place Comerstone Sound Regina CoCo Club Software Supermarket Everybody's Software Library Gec. Laberge Radio Shack Paul's Service Grant's House of Sound				
Saskatoon Shellbrooke Tisdale Unity					
YUKON					
Whitehorse	H & O Holdings				
JAPAN					
Tokyo	America Ado, Inc.				
PUERTO RICO					
San Juan	Software City				

Also available at all B. Dalton Booksellers, and selected Coles Bookstores, Waldenbooks, Pickwick Books, Encore Books, Barnes & Noble, Little Professors, Tower Book & Records, Kroch's & Brentano's, and Community Newscenters.

ADVERTISER'S INDEX

We encourage you to patronize our advertisers — all of whom support the Tandy Color Computer. We will appreciate your mentioning **THE RAINBOW** when you contact these firms.

After Five Software	73	Hard Drive Specialists	IFC	Rainbow Adventure Book II	100
Ark Royal Games	147	Hawkes Research Services	144	Rainbow Binder	177
B5 Software	49	hi-tech	52	Rainbow Bookshelf	117
Canyon County Devices	84	HJL div. of Touchstone		Rainbow Gift Subscription	113
Cer-Comp	166	Technology, Inc.	10	Rainbow On Tape	133
Challenger	148	Howard Medical	34, 210	RAINBOWfest	50, 51
Cinsoft	68	Intercomp Sounds	200	REM Industries	153
CNR Engineering	173	J & M Systems	BC	Selected Software	141
CoCo Trend	44	J & R Electronics	149	Software House, The	162
Cognitec	96	Johnson, D.P.	199	Software Support, Inc.	38, 39
Colorware	22, 23, 25	Kelly Software Distributors	69	Soistmann Enterprises, Inc.	136
Computer Center	35	Mark Data Products	165	Spectrogram	77
Computer Friends	191	Metric Industries	195	SpectroSystems	171
Computer Island	154, 155	MichTron	160	Spectrum Projects Inc.	
Computer Plus	3	Micro Works, The	85 105, 106, 107, 109, 110, 111	
Computerware	53	Microcom Software	16, 17	Speech Systems	
Computize, Inc.	209	Microtech Consultants Inc.	71 118, 119, 120, 121	
Cosmos Computer Services Inc.		MicroWorld	200	Sugar Software	169
.....	55	Mix, Tom Software	46	Sunrise Software	171
Cozy Software	204	Moreton Bay	74	T & D Software	62
D & A Research	146	Novasoft	47	T & M Enterprises	138
Dayton Associates of		Other Guys Software, The	66	Tepco	103
W. R. Hall, Inc.	128	Owl-Ware	14, 15	Tothian Software Inc.	72
Derringer Software	30, 31	PCM	130	True Data Products	142, 143
Diecom	IBC	Perry Computers	67	VCR	20
Disto	65	Plan-Net Forms	95	Wasatchware	137
Dragon User	13	Preble's Programs, Dr.	99	Woodstown Electronics	152
DYNACALC	193	Prickly-Pear Software	138	Workbase Data Systems	135
E.D.C. Industries	203	Public Domain	196	Zebra	63
Electronic Motion Control	172	PXE Computing	7		
Federal Hill Software	78	Radio Shack	42, 43, 57, 59		



Call:
Shackleford, Nolan, Davis, Gregg and Associates
 Cindy Shackleford, president
 Shirley Duranseau
 Advertising Representative
 12110 Meridian South, Suite 5
 P.O. Box 73-578
 Puyallup, WA 98373-0578
(206) 848-7766

Call:
Kim Vincent
 Advertising Representative
 The Falsoft Building
 9509 U.S. Highway 42
 P.O. Box 385
 Prospect, KY 40059
(502) 228-4492

Call:
Jack Garland
 Garland Associates, Inc.
 10 Industrial Park Road
 Hingham, MA 02043
(617) 749-5852

ARE YOU LOOKING FOR A HI-RES GRAPHIC SCREEN PRINT DUMP?

HARDCOPY - Hardcopy is more than just a screen print dump, compare these features with any other graphic dump program on the market:

- Full GRAPHICOM/GRAPHICOM PART II compatibility! Loads STANDARD 6K Images, GRAPHICOM pictures, and COCO MAX pictures too!
- BLACK & WHITE or GREY SCALE printing. In GREY SCALE printing, colors are printed as user definable patterns. Supports hi-res in all 4 GRAPHICOM display modes!
- 1x, 2x, 3x PRINTOUTS - Three menu options are reserved for the most frequently used print-out sizes; 1x (quarter page), 2x (half page), and 3x (full page).
- GRAPHIC LABELS - The label printing option allows the user to create custom mailing or disk labels with professional looking results.
- GREETING CARDS - The greeting card option allows the user to custom design greeting cards using both text and graphics.
- GIANT POSTERS - The poster option provides the user with a means of reproducing a hi-res graphic to a multi-sheet poster.
- SPECIAL EFFECTS - The special effects option allows the user to directly control the printing directives; ROTATION, X/Y SIZE, X/Y FLIP, X/Y GRID, X/Y FILL, TAB, WINDOW, POS/NEG IMAGE, and more!
- USER CALL - Have an application that **HARDCOPY** doesn't quite match? **HARDCOPY** routines can be added to EXTENDED BASIC through the USR command!


HARDCOPY requires a 64K Color Computer or Color Computer II, and at least one disk drive. It supports 1 to 4 disk drives, keyboard or joystick input. Please specify printer and cat. number when ordering.

IDS 480/560-G	Cat. No. 170WD	Gemini 10X	Cat. No. 174WD
Ok! 82A (Ok!graph)	Cat. No. 179WD	Gemini SG-10/15	Cat. No. 178WD
Okidata 92	Cat. No. 171WD	DMP-105	Cat. No. 183WD
Epson LX-80	Cat. No. 173WD	DMP-110	Cat. No. 180WD
Epson MX-80	Cat. No. 172WD	DMP-120	Cat. No. 176WD
Epson RX-80	Cat. No. 173WD	DMP-130	Cat. No. 180WD
Epson FX-80	Cat. No. 173WD	DMP-200	Cat. No. 175WD
Riteman PLUS	Cat. No. 177WD	GCP-220	Cat. No. 181WD

* Due to hardware differences, some features may function differently on certain printers.

HARDCOPY

THE ULTIMATE PRINTER UTILITY




©1984 WHITESMITH V:1.0
ALL RIGHTS RESERVED

HARDCOPY PRINT UTILITY \$29.95

GRAPHICOM PART II

DISTRIBUTED BY COMPUTIZE INC.



©1984 WHITESMITH V:1.0
ALL RIGHTS RESERVED


GRAPHICOM PART II \$24.95

NEW LOW PRICE!

GRAPHICOM DIGITIZER \$159.00

Input directly into Graphicom for easy enhancements, manipulation, stamping, and storage. Accepts composite video signal in (1.0v p-p) from video camera, VCR, video disc player, another computer, or other compatible video sources. View "off air" or "VCR" digitized video at close to real-time. "Snapshot" video frames to the digitizer's internal memory. No slow, data serial manipulation. Use with your multi-pak, "Y" box, or a "Y" cable ("Y" cable available at \$19.95) Video is input via a "BNC" connector. External controls for HORIZONTAL POSITION, VERTICAL POSITION, HORIZONTAL WIDTH, BRIGHTNESS, and CONTRAST (FUZZ) settings. Don't be fooled by imitations...this is the GRAPHICOM VIDEO DIGITIZER... the only digitizer that "DIRECTLY" inputs into Graphicom **REQUIRES 64K COCO, 1 DISK DRIVE, AND 2 ANALOG JOYSTICKS. FREE GRAPHICOM PROGRAM, PICTURE DISK, AND GRAPHICOM UTILITY SUPPLIED WITH PURCHASE OF VIDEO DIGITIZER (A \$50 VALUE).**

"Y" BOX



\$29.95

GRAPHICOM \$24.95

Catalog No. 111GD
Simply stated - One of the finest graphic programs written for the Color Computer!

- FEATURES:
- S-U-P-E-R U-S-E-R F-R-I-E-N-D-L-Y !
 - Supports 4 Hi-Res display modes
 - 4 page animation mode
 - Color Palette with over 15 color patterns for use with Hi-Res artifact
 - Send/Receive pictures over modem
 - Supplied utility allows capturing Hi-Res screens from most COCO arcade games
 - Multiple Hi-Res character fonts (user definable)
 - Supplied utility for transferring Graphicom screens to Basic or other M/L programs.
 - Supplied utility for loading screens from Basic or other sources
 - Built in Hi-Res SCREEN PRINT (compatible with EPSON, C-ITOH, GEMINI-10, OKI, plus Radio Shack's LP-VII, LP-VIII, DMP-100, DMP-200, and GCP-115 printers) from 110 to 9600 baud
 - SEND/RECEIVE slow-scan television
 - Many additional features, operating hints, hardware mod's and suggestions, etc.

REQUIRES 64K COCO, 1 DISK DRIVE, AND 2 ANALOG JOYSTICKS

NEW MASTER KEY II

New Improved Version! A hardware product that takes control of any program regardless of protection. Now use with RS Multi-pak, "Y" cable or optional extender cable. Captures register contents as they were when Master Key II was engaged. Complete disassembler, memory save, and much more. Requires some familiarity with Assembly Language.
ROM PAK Cat. No. 160HR \$ 99.95
Cat. No. 161HR With Ext. Cable . . . \$109.95

YOU COULD SPEND \$100.00 OR MORE TO UPGRADE YOUR GRAPHICS SYSTEM, JUST BUY...

Eclipse (Zoom)	\$19.95/Moreton Bay	Text Master (Hi-Res Text)	\$29.95/Data Man
Super Paint (Paint)	\$19.95/Michron	G.C.U. (Disk Utilities)	\$19.95/Compute
Shrinkx (Reducer)	\$21.95/Grafix		

OR YOU COULD SPEND \$24.95 FOR GRAPHICOM PART II AND GET:

a video processing package that provides many functions that are missing in Graphicom. Here are just a few of the features provided by Graphicom Part II:

- ENLARGE/REDUCE/ROTATE**
Enlarge or reduce any portion of a graphic screen, just like a photographic enlarger! Rotate by any degree or fraction of a degree around any point on the screen.
- PAINT**
Paint or "fill-in" any irregular area on the screen! More than 50 different colored patterns available. Additional paint patterns may be user-defined.
- PAN & ZOOM**
"Zoom in" x2, x4, or x8 on any portion of the screen to do fine pixel work. Allows editing of Graphicom character sets with ease!
- TYPESETTER & FONT EDITOR**
Add text in 16 different sizes, also supports user definable foreground & background colors. Design & Edit characters for use in the typesetter.
- PIXEL BLASTER**
Allows the user to easily substitute or remove colors. Widen lines, swap BLUE & RED without effecting BLACK & WHITE, etc.

GRAPHICOM PART II DOES NOT REQUIRE GRAPHICOM TO RUN!

Graphicom Part II requires a 64K extended disk basic system, and supports 1 to 4 disk drives, keyboard or joystick (analog or switch type) input. It will load and save both Standard BIN files and Graphicom screens. All functions support color or Hi-Res operation, as well as the 4 screen display modes.

PICTURE DISK SETS

- Available from COMPUTIZE
- 4C - Artifact color palette
 - 5C - Large character sets (from Derringer Software)
 - 6C - Same as 5C but set up as stamp set
 - Picture Disk Set 1 \$19.95**
 - 7 - Miscellaneous Art Set #1
 - 8 - Miscellaneous Art Set #2
 - 9 - Miscellaneous Ads and Examples
 - Picture Disk Set 2 \$19.95**
 - 10 - Miscellaneous Fonts
 - 11C - Artifact color palette type fonts
 - Picture Disk Set 3 \$14.95**
 - 12C - Art demo from WHITESMITH
 - 13C - GRAPHICOM PART II function demo
 - Picture Disk Set 4 \$14.95**

GC II FONT DISKS

- Each disk contains 10 or more fonts. (4 versions of each font, one for each display mode).
- 14C - GCII Fonts Disk #1
 - 15C - GCII Fonts Disk #2
 - 16C - GCII Fonts Disk #3
 - GRAPHICOM PART II Font Disks . . . \$19.95**

SUPER BACK-UP UTILITY

WITH S.B.U. FROM COMPUTIZE -- YOU'LL NEVER NEED ANOTHER BACK-UP UTILITY FOR YOUR COCO!!! SUPER BACK-UP UTILITY WILL PERFORM ALL OF THE FOLLOWING FUNCTIONS:

1. TAPE TO TAPE (Regardless of most protection schemes!)
2. TAPE TO DISK (Move Cassette programs to Disk!)
3. AUTO RELOCATE (For those Cassette programs that conflict with Disk operating systems.)
4. DISK TO TAPE (Place Disk programs onto Cassette!)
5. DISK TO DISK (Our powerful Split-N-Image Program. Copies regardless of most protection schemes!)

- MENU DRIVEN
- REQUIRES 32K EXTENDED COCO
- REQUIRES 1 OR 2 DRIVES
- ALL MACHINE LANGUAGE!!!
- COMPARE WITH OTHER INDIVIDUAL PROGRAMS COSTING IN EXCESS OF \$100.00

DISK \$49.95 Cat. No. 107CD

TRIPLE TRANSFER UTILITY

- Transfer contents of disk to tape • Transfer contents of tape to disk • Automatically relocates cassette programs that conflict with the disk operating system • Displays machine language program addresses • Copies ASCII, Basic, & Machine Language Programs • All contained in 1 menu driven program!
REQUIRES 32K CC EXT.
Cassette \$19.95 . . . Cat. No. 105CT
Disk \$24.95 Cat. No. 105CD

SPIT-N-IMAGE

M/L Disk Back-Up Utility
There is no need to suffer the heartbreak of crashed disks any longer. Spit-N-Image will create a mirror image of your valuable disk programs which do not respond to normal back-up functions. Will also initialize and back-up in one pass. Data processing experts always insist on having a back-up -- it's good a practice.
REQUIRES 32K CC
DISK \$34.95 Cat. No. 101CD

Check or M.O.
Add \$3.00
shipping

Computize INC.

(215) 946-7260 P.O. BOX 207 • LANGHORNE, PA 19047

PA residents
add 6%
sales tax



800-443-1444 ORDERS

SPECIALS

Howard Medical Computers

Zenith 123A Monitor

- 12" Zenith 123A Green Screen is easy on the eyes
- High resolution: 640 dots x 200 dots
- 15 MHz band width non glare screen
- 30 day warranty at over 1200 Zenith repair locations

**REPACK
80 COLUMN**

\$6750

Reg. \$119
(\$7 shipping)

P^bj Word Pack RS

This ROM pack is the hardware answer for an 80 column display. It includes a built-in video controller to drive a monochrome monitor like our 123A. To get started, you need OS-9 2.0, a Y cable or multipack interface, drive 0, and a monochrome monitor.

\$89

(\$2 shipping)

Color Monitor "Epson"

- Medium resolution 200 x 240 dots
- Built in speaker
- 2 year warranty

40 COLUMN

\$149

Was \$359
(\$14 shipping)

Payrol/BAS™

W-2

941

VIP Intergrated Library

\$79.95

\$29.95

\$29.95

\$125.

Was \$149
(\$2 shipping)

J&M CONTROLLER

- Metal case: I/O buffered
- Parallel port for Gemini and Epson printers
- Hard Disk driver included
- Single switch lets you switch from JDOS to RS DOS
- Gold contacts & data separator

**JFD-CP
with JDOS**

\$128

Reg. \$149
(\$2 shipping)

RS DOS ROM

- ROM chip makes J&M compatible
- 24 pin fits both versions of J&M controller
- Release 1.1

\$20/ea.

Reg. \$40
(\$2 shipping)

Howard Medical Computers

1690 Elston, Chicato, IL 60622


Hours: 8-4 Mon.-Fri.
10-3 Sat.

(312) 278-1440

Howard Medical offers a 30-day return guarantee on all hardware we sell. Return equipment to us within 30 days for a refund (less shipping) if you are unsatisfied for any reason. Quantities limited and subject to availability.

NECOM PRODUCTS

GANTELET




One, two or even three people can play Gantelet at the same time. You and your friends travel through the many levels in search of an exit to the next level. Avoid the Ghosts and other creatures that are out to stop you in your quest. Collect keys to open doors, treasures and magic potions to aid you in your battle. Watch out for hidden traps as you frantically search for the exit to the next level.

64 k required
tape or disk

\$28.95 U.S.
\$38.95 Can.

Mission: F-16 ASSAULT




Fly your plane over land and water while avoiding enemy missiles, planes and helicopters attacking from the top and bottom of the screen. Use your radar to track objects as they approach the main screen. Bomb oil refineries, airports and destroy planes before they can take off from the airports. Watch out for missiles fired from hidden missile silos on the ground. Dozens of screens of detailed terrain plus increasing difficulty make this a great game for everyone.

64 k and joystick required
tape or disk

\$28.95 U.S.
\$38.95 Can.

PAPER ROUTE



As a paper boy, you ride your bike along your route delivering papers to your customers. Break customers' windows or damage their property and they will cancel their subscriptions! Earn bonus points by damaging non-subscribers' property. Avoid pedestrians, cars, and maybe even a mad dog in your attempt to deliver all of your papers! Detailed graphics and lots of surprises make this game a real challenge for everyone.

64 k
joystick required **\$28.95** U.S.
tape or disk **\$38.95** Can.

MARBLE MAZE




Move your marble around the mazes in your search for the finish line! Avoid marble eaters, acid puddles and other creatures that inhabit the mazes. Eight different levels and great graphics make this game a must for your collection.

joystick required


64 k required tape or disk **\$28.95** U.S. **\$38.95** Can.

KNOCK OUT



Fight against five different boxers in this great boxing game! At first the boxers are easy to knock out, but beware, it gets harder as you move on. The boxers are out to stop you in your quest to become champion of the world. Outstanding graphics make this a must for your collection!

KARATE



Challenge the computer, or a friend to a Karate match! Use various Karate punches and kicks to knock your opponent down and earn points to win the match. When challenging the computer, your opponent's Karate skills increase as you win matches. This game is a challenge for even the expert game player.

joystick required

NECOM PRODUCTS

6715 FIFTH LINE, MILTON, ONT., CANADA L9T 2X8

We accept:



cheque or money order

24 hr. order line:
(416) 878-8358
personal service 9-5

Please add \$2 for shipping & handling. Ontario residents add 7% sales tax. C.O.D. Canada only. Dealer inquiries invited. Looking for new software.

COMING SOON:
Mission:
RUSH'N ASSAULT

HEAT UP YOUR COCO!

New HARD DRIVES

Besides the obvious advantage of increased disk access speeds and a vast amount of storage, our COCO hard drives boast many innovative features. For instance,




you may boot OS/9 directly from JDOS - no intermediate boot floppy is required. Our software can run with virtually any winchester with a

ST412 type interface. Our drives have capacities of 5, 10, or 20 MBytes (formatted), and may be either partitioned into up to 7 logical units or left as one large logical unit. Our COCO hard drive systems are complete with case, power supply, cables, OS/9 drivers, and instructions. Prerequisite: OS/9, JFD-CP controller.

5 1/4" 5 MByte full size \$495
 5 1/4" 10 MByte 1/2 size \$650
 3 1/2" 20 MByte (shown above) \$795

JFD-CP DISK CONTROLLER

Our new JFD-CP, compatible with both the original COCO and the COCO 2, features a parallel port to support a



Centronics compatible printer or our hard drive, and an external ROM switch, which allows you to select JDOS or an optional RS

DOS-type ROM. It comes in a case and includes JDOS 1.2 and manual. JDOS implements all RS DOS commands, plus many more, including auto line numbering, error trapping, baud rate selection, OS/9* boot from floppy or hard drive, and Memory Minder**, our disk drive analysis program (Precision Alignment Disk not included).

JFD-CP Disk Controller with JDOS \$139

COCO-CLASSIC

Our old JFD-COCO controller remains a strong seller. Some people just like old "classics" best! So we have brought it back at the lowest price ever!

JFD-COCO Disk Controller with JDOS \$99

DRIVE SYSTEMS

Upgrade your Color Computer by adding our new JFD-CP disk controller, supercharged with JDOS 1.2



operating system, and a top quality drive with case and power supply. Comes complete with cable and JDOS manual.

Drive 0 System with one single side drive \$279
 Drive 0 System with one double side drive \$349
 Drive 0,1 System with two single side drives \$389
 Drive 0,1 System with two double side drives \$489

MEMORY MINDER**



Memory Minder is a disk drive test program now included in JDOS. Used with a Precision Alignment Disk, Memory Minder allows you to check your drives for speed,

alignment, sensitivity, hysteresis, and more! You can actually align or adjust the drives while viewing the graphics on the screen. No special equipment needed!

PRECISION ALIGNMENT DISKS (From Dysan)
 PAD-40X1: Tests single side disk drives \$26
 PAD-40X2: Tests double/single disk drives \$33

Memory Minder is available on diskette for those who don't own a JFD-CP controller with JDOS. Includes Precision Alignment disk.

Memory Minder: single side package \$59
 Memory Minder: single/double side package \$75

*OS/9 is a registered trademark of Microware, Inc.
 **Memory Minder is a registered trademark of J&M Systems, Ltd.

New TERMS

One-year warranty on parts & labor; 30-day money back guarantee (except shipping) if not totally satisfied. Items must be returned in like new condition.
 Free shipping via UPS in continental United States for payment by VISA, MasterCard, or cashiers check. COD requires 10% prepayment by bank card plus 3% shipping. Blue Label and foreign shipping extra.



J&M SYSTEMS, LTD.
 15100-A CENTRAL SE
 ALBUQUERQUE, NEW MEXICO 87123
 505/292-4182