

RAINBOW

The Color Computer Monthly Magazine

ON DISK

September 1991

RAINBOW ON DISK contains the programs featured in the pages of THE RAINBOW, The Color Computer Monthly Magazine. It is intended as a companion to the magazine, not as a separate entity. The articles accompanying the programs in THE RAINBOW may include important information and system requirements necessary to the operation of the programs.

The disk is specially formatted and contains both BASIC and OS-9 operating system programs.

This edition of RAINBOW ON DISK includes:

Let CoCo Do the Grading *Test Grader* uses BASIC string functions to make short work of grading multiple-choice tests.

The Assembly Line Look on as objects are transformed using a process known as affine transformation.

Turn of the Screw Use these two programs to set and read Tony DiStefano's real-time clock. Also allows you to integrate the date and time into your BASIC programs.

Name That Country A BASIC program that tests your skills as you learn to identify 192 countries around the world. Uses CoCo 3 graphics.



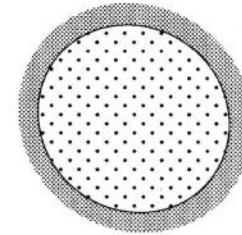
The OS-9 "flip" side of this month's RAINBOW ON DISK includes:

Addressed to You An easy-to-use address label maker for BASIC09.

OS-9 Hotline Use this short program to put your CoCo 2B into true-lowercase mode with OS-9 Level I.

RAINBOW on Disk

September
1991



RAINBOW

The Color Computer Monthly Magazine

ON DISK

Instructions for Use

This disk is a "flippy," formatted under Disk Extended BASIC on the front side and under the Microware OS-9 operating system on the back. To access the OS-9 programs on the back, you must remove the disk from your drive, boot your OS-9 system, turn the disk over and reinsert it.

Before you run any of the programs on RAINBOW ON DISK, you should first use the Disk BASIC BACKUP command to make a backup of both sides of the disk, giving you a working copy. For the protection of the RAINBOW ON DISK master, the disk does not have write-protects notches, so you cannot accidentally write to it.

The Disk BASIC portions of the disk are menu-driven. To begin, type RUN"MENU" and press ENTER. A menu of the files appears, from which you may run any of the BASIC programs by pressing its corresponding letter key. The machine language programs, indicated by an asterisk, *will not* run properly from the menu. These machine language files must be loaded and executed with the LOADM and EXEC commands.

When a file is run from the RAINBOW ON DISK menu, part of the menu itself remains in memory. Because of this, you may encounter an ?OM Error on some of the programs, indicating that the file is too large for memory. If this occurs, you will have to remove the disk and turn off your CoCo for a few seconds, then LOAD and RUN the program as you normally would from Disk BASIC, bypassing the menu.

How Do I Get to the OS-9 Programs?

The OS-9 side of RAINBOW ON DISK contains two directories: CMDS and SOURCE. It also contains a file, read.me.first, which explains the division of the two directories. The CMDS directory contains executable programs and the SOURCE directory contains the ASCII source code for these programs. BASIC09 programs will only be offered in source form so they will only be found in the SOURCE directory.

OS-9 is a very powerful operating system. Because of this, it is not easy to learn at first. However, while we can give specific instructions for using the OS-9 programs, you will find that the OS-9 programs will be of little use unless you are familiar with the operating system. For this reason, if you haven't "learned" OS-9 or are not comfortable with it, we suggest you read *The Complete Rainbow Guide to OS-9* by Dale Puckett and Peter Dibble.

The following is not intended as a course in OS-9. It merely states how to get the OS-9 programs from RAINBOW ON DISK to your OS-9 system disk. Use the procedures appropriate for your system. Before doing so, however, boot the OS-9 operating system according to the documentation from Radio Shack.

- 1) Type `load dir list copy` and press ENTER.
- 2) If you have only one disk drive, remove the OS-9 system disk from Drive 0 and replace it with the OS-9-side of RAINBOW ON DISK. Then type `chd/d0` and press ENTER. If you have two disk drives, leave the system master in Drive 0 and put the RAINBOW ON DISK in Drive 1. Then type `chd/d1` and press ENTER.
- 3) List the `read.me.first` file to the screen by typing `list read.me.first` and pressing ENTER.
- 4) Entering `dir` will give you a directory of the OS-9 side of RAINBOW ON DISK. To see what programs are in the CMDS directory, enter `dir cmds`. Follow a similar method to see what source files are in the SOURCE directory.
- 5) When you find a program you want to use, copy it to the CMDS directory on your system disk with one of the following commands:

One-drive system: `copy /d0/cmds/ filename /d0/cmds/ filename -s`

The system will prompt you to alternately place the source disk (RAINBOW ON DISK) or the destination disk (system disk) in Drive 0.

Two-drive system: `copy /d1/cmds/ filename /d0/cmds/ filename`

Once you have copied the program, you execute it from your system master by placing that disk in Drive 0 and entering the name of the file.

Many of these programs require special loading instructions and other information necessary to the proper functioning of the program. For complete instructions regarding each of the following files on RAINBOW ON DISK, refer to the September 1991 edition of RAINBOW magazine. (The corresponding page number is noted for your convenience.)

Front Side Disk BASIC Files		Back Side OS-9 Files	
Page	Filename	read.me.first	
SEP	MENU	CMDS Directory	
016	MCTEST	Page	Filename
021	AFFCOMP	050	tlcase
021	AFFINE1	SOURCE Directory	
021	AFFINE2	Page	Filename
022	* AFFINE	046	AdrLabel.b09
022	+ AFFINE	050	tlcase.b09
042	SETM	050	tlcase.asm
044	CLKGEN		
059	COUNTRY		

+ Assembly-language source

* Machine-language program

RAINBOW ON DISK is intended for the private use and pleasure of its subscribers and purchasers. The entire contents are copyright 1991 by Falsoft, Inc. Reproduction of any program contained on the disk or the disk jacket or cover, in whole or in part, for other than the original purchaser's own personal use, is expressly prohibited. All programs herein are distributed on an "as is" basis, without warranty of any kind whatsoever.

If any manufacturing defect becomes apparent, return the defective disk within 30 days of purchase and it will be replaced free of charge. Please return the defective disk with a letter specifying the problem to RAINBOW ON DISK, The Falsoft Building, P.O. 385, Prospect, KY 40059.

THE RAINBOW and RAINBOW ON DISK are registered trademarks of Falsoft, Inc. Color Computer and Disk Extended Color BASIC are registered trademarks of Tandy Corp. OS-9 is a registered trademark of Microware, Inc.

CLUB PURCHASES

Please note: While group purchases of RAINBOW ON TAPE and RAINBOW ON DISK are permitted, no license to make copies is conveyed or implied. Yes, your group may even purchase a subscription to our disk/tape services, but such purchase in no way authorizes that *any* copies be made of that original disk/tape.

Specifically, this means that the original disk/tape itself may indeed be kept in a club library for use by members. However, a group purchase *does not* entitle club members, individually or as a group, to copy that disk/tape.

Unauthorized copying of any copyright product is strictly illegal. The copyright (right to make copies) is in no way conveyed in the purchase transaction.