

# HOT CoCo

*Rae*  
A WAYNE GREEN PUBLICATION  
September 1983 USA \$2.95

THE MAGAZINE FOR TRS-80 COLOR COMPUTER AND TDP-100 USERS<sup>TM.</sup>

*PAGE 15  
SCREEN DUMP*

## Link Assembly with Basic

61#520


*134 DISK UTILITIES*

**A Toolkit for  
Your Disk System**

**Lost a String?  
Let BSearch Find It**

**Create Your Own  
Character Set**

**The New MC-10: Big Dud  
Or Little Powerhouse?**



Introducing: Doctor ASCII and Colorful Cryptology

TRS-80 COLOR COMPUTER AND TDP-100 ARE TRADEMARKS OF RADIO SHACK, A DIVISION OF TANDY CORP.



**GUARANTEED  
TOUGH.**

**LEADING  
EDGE.** ✓ 872

225 Turnpike Street, Canton, Massachusetts 02021  
Toll-free: 1-800-343-6833; in Massachusetts (617) 828-8150. Telex 951-624.

# TRUNKS FOR THE MEMORIES.



Introducing the most logical place to store Elephant Memory Systems® (or lesser brands of disks): The Trunk.

With its alphabetized library index, you can file or retrieve up to 60 disks, instantly.

The Trunk is made of durable molded plastic with a hinged, one-piece lid, to keep disks safe from dust, dirt, and other detriments which disks despise.

And, it's portable. Because the lid doubles as a carrying handle so your Elephant Memory Systems® disks can go anywhere you do.

There's a model for 5¼" and 8" floppies, as well as a cassette-and-game file and a special Atari® version.

So if you're looking for the best disk storage system on the market . . .

The Trunk is an open-and-shut case.

## THE TRUNK. ENDORSED BY ELEPHANTS.

### Elephant Memory Systems® Disks

*A full line of top-quality floppies, in virtually every 5¼" and 8" model, for compatibility with virtually every computer on the market. Guaranteed to meet or exceed every industry standard, certified 100% error-free and problem-free, and to maintain its quality for at least 12 million passes for over a life-time of heavy-duty use.*

Marketed exclusively by Leading Edge Products, Information Systems and Supplies Division, 55 Providence Highway, Norwood, MA 02062.  
Dealers: Call toll-free 1-800-343-8413; or in Massachusetts, call collect (617) 769-8150

# 624 KBYTE SYSTEM!



**ONLY \$599<sup>00</sup>**  
(Including 2 Diskettes)

**New  
3" disk  
cartridge**

## COLOR AMDISK-III COMPATIBLE.

The AMDISK-III micro-floppy disk system is an engineering breakthrough in disk size, storage capacity, media protection and user convenience. It's fully compatible with your Radio Shack\*® Color Computer. Enjoy a full 624 KByte† (formatted) storage capability and the extra convenience of the new 3" hard plastic encased diskettes. They fit into a shirt pocket and are easy to mail, too.

The AMDISK-III drive system is ruggedly constructed for years of trouble-free operation, and is backed with our 90 day warranty on parts and labor.

Just circle the reader service number to receive complete specifications.

\*Radio Shack is a registered trademark of Tandy Corporation.  
†Requires recording on both sides.

DEALER INQUIRIES  
INVITED

2201 Lively Blvd. • Elk Grove Village, IL 60007  
(312) 364-1180 TLX: 25-4786

**AMDEK CORP.**

REGIONAL OFFICES: Calif. (714) 662-3949 • Texas (817) 498-2334

**Amdek** . . . your guide to innovative computing!

# HOT CoCo

## ARTICLES

### Intro to Multicolor Graphics—Part II \_\_\_\_\_ 62

Create a file of colors that will enhance your graphics.  
*Kenneth C. Anderson*

### MC-10 Mighty Mite \_\_\_\_\_ 66

The new little CoCo offers some of the power of its big brother.  
*John S. Cullings*

### Galaxy Trek Adventure 2 \_\_\_\_\_ 72

Can you save the colonists from a deadly virus and recapture your ship?  
*Howard F. Batie*

### Real-World Applications—Part I, The CMI \_\_\_\_\_ 82

Build an inexpensive capacitance meter of your own.  
*James J. Barbarello*

### Color Cryptology—Part I \_\_\_\_\_ 90


Code breaking has fascinated the public since Poe wrote *The Gold Bug*. Enter the world of cryptology on your CoCo.  
*Karl Andreassen*

### Inverted Video Modification \_\_\_\_\_ 94

Reverse your video via hardware.  
*John G. Skora*

### Linkage Editor \_\_\_\_\_ 96

Combine the speed of Assembly with the ease of Basic.  
*William McArthur*



Amazing Andreassen's Color Cryptology Machine—p. 90

### Give Your Computer Some Character \_\_\_\_\_ 104

Get the full ASCII character set on a hi-res screen.  
*Tomas Rokicki*

### Melody Master \_\_\_\_\_ 118

Turn your Color Computer into a musical instrument.  
*Daniel and Eddie Caggiani*

### BSearch \_\_\_\_\_ 124

This string-search program will save you much programming time.  
*Peter H. Stoloff*

### Don't Be LISTless \_\_\_\_\_ 132

Control program LISTs with this short Basic program.  
*Stephen C. Hedges*

### Disk Utilities \_\_\_\_\_ 134

No disk user should be without this utility package.  
*Richard Esposito and Ralph Ramhoff*

Cover art by Jonathan Graves. Cover photo by David Williams

## DEPARTMENTS

### Off Color \_\_\_\_\_ 6

Wayne Green sells out.  
*Wayne Green*

### Digressions \_\_\_\_\_ 8

The problem with published listings.  
*Michael E. Nadeau*

### Feedback \_\_\_\_\_ 12

### The Basic Beat \_\_\_\_\_ 18

*James W. Wood*

### Elmer's Arcade \_\_\_\_\_ 28

Elmer goes to Reno.  
*Richard Ramella*

### Doctor ASCII \_\_\_\_\_ 34

Answers to your questions.  
*Richard Esposito and Ralph Ramhoff*

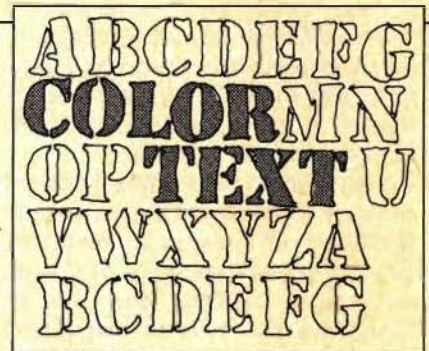
### Re:FLEX \_\_\_\_\_ 40

The File-Management System.  
*David L. Wasler*

### Reader's Forum \_\_\_\_\_ 44

### Reviews \_\_\_\_\_ 48

Robottack, Robot Battle, Defense, CoCo Cooler, Colortext, Color Fonts, CCP-1 Serial Interface, Fundgraf, and more.  
*edited by Janet Fiderio*



Colortext—p. 48

### Product News \_\_\_\_\_ 140

*edited by Mark E. Reynolds*

Vol. 1 No. 4 September 1983

*HOT CoCo* (ISSN pending) is published 12 times a year by Wayne Green Inc., 80 Pine St., Peterborough, NH 03458. Phone: 603-924-9471. Second-class postage pending at Peterborough, NH, and additional mailing offices. Subscription rates in U.S. are \$25 for one year, \$38 for two years, and \$53 for three years. In Canada and Mexico, \$27.97—one year only, U.S. funds. Canadian distributor: Micron Distributing, 409 Queen St. West, Toronto, Ontario,

Canada M5V 2A5. Foreign subscriptions (surface mail), \$44.97—one year only, U.S. funds drawn on a U.S. bank. Foreign subscriptions (air mail), please inquire. In South Africa contact *HOT CoCo*, P.O. Box 782815, Sandton, South Africa 2146. All subscription correspondence should be addressed to *HOT CoCo*, Subscription Department, P.O. Box 975, Farmingdale, NY 11737. Please include your address label with any correspondence. Postmaster: Send address changes to *HOT CoCo*, Subscription Services, P.O. Box 975, Farmingdale, NY 11737. Entire contents copyright 1983 by Wayne Green Inc.

# Off Color

In a way, you might say that I sold out, but I plead guilty with an explanation. And by the way, if you're interested in joining a fast-rising firm, you could do worse than read on.

It all started this last spring when some chaps from one of the bigger banks called saying that they had a large foreign publisher who was looking to acquire something like my micro publishing empire. I wasn't much interested because I enjoy what I'm doing more than anything else I can imagine. But what would it cost to listen, right?

So they came to visit and looked over our place. I showed them our growth in sales which has run around 50 percent a year for the last eight years, limited only by all growth being 100 percent self-financed. They mumbled vaguely about \$50 million, which I have to admit got my attention. I'd never given much thought to what the whole mess might be worth.


The word that I was thinking of selling began to spread and new suitors started calling every few days. The more I talked with these firms the more I realized that this probably was a good time to merge with a larger firm so that I would have the money to invest in some new projects. I have never had much of a personal need for money, so selling out for a big bundle of cash had little attraction.

No, it would be worth merging if I could get the money to start magazines at a faster rate and thus be able to better keep up with the needs of the microcomputer industry. And I had an idea for a new type of magazine I wanted to try out. If it worked I'd have a way to get perhaps 50 more like it going, each with expected sales on the order of \$5 million a year or more.

Then there was my idea of a new type of school, a business/technical institute geared to the needs of the 80s. The more I thought about it, the more ideas for new divisions of Wayne Green Inc. came to mind. With some

## GREEN SELLS OUT

by Wayne Green



cash available for getting these new businesses and publications going, we could step up our growth enormously. I did some sales projections and I could see us growing to \$1 billion in sales within 10 years just on the plans already in mind.

As I talked with the firms interested in merging, I found several of them excited about my ideas and plans. I've a good record of coming up with innovative ideas in the past, so there wasn't much skepticism about my new ideas. After all, I'd had the idea to start the first magazine for micros—*Byte*. And then I started the first system-specific magazine—*80 Micro*. And I'd pioneered mass-produced software.

As I talked with people I realized that there are very few other visionaries with such good track records.

The final choice of a merger part-

ner was most difficult. Several large firms put it bluntly: They needed me and I could name my price. Now that is fantastic for the ego. I wasn't into shopping around for the highest offer because the difference between \$50 million and \$100 million is a lot less than the compatibility of the merger. And numbers like that don't mean anything anyway, they are just very big numbers.

On May 22 I signed a preliminary agreement with Pat McGovern. He's the publisher of *Computerworld*, *InfoWorld*, and so on—several times the size of my firm in sales.

The merger means that we'll be able to do more promotion of our current magazines. It means we'll be able to start more magazines, and I have a bunch of them all planned out. Each magazine is going to require a staff, so we'll be needing 200 or 300 people to help out—editors, writers, technicians, programmers, people for advertising sales, typesetters, graphic artists, circulation people, data processors, and so on.

Then there are a number of special projects, such as my planned technical/business college. We're going to need management teams to get these projects going and run them. Most of this is going to be done in New Hampshire, but eventually we'll be growing into other areas of the country.

If you are interested in getting involved with some exciting new ideas, you should get a letter off to me telling me what you can do. I'm looking for nonsmokers with a history of enthusiasm and the ability to make things happen with a minimum of supervision.

There won't be any astronomical salaries when we are starting new projects, but we will plan to make it well worthwhile for those who are the most helpful in starting the new projects.

For instance, there are a number of products which I'd like to have made in Asia and import for sale here. I've got the contacts in Asia to handle that

end, but I need the people to handle the project from the New Hampshire end—setting up the advertising, importation, and distribution of the products. This should grow into a substantial business by itself.

Why New Hampshire? Well, this is one of the best places in the country to live. The quality of life is wonderful and the cost of living far less than in New York or Silicon Valley. We still don't have any state sales or personal income taxes in New Hampshire. We're in a small town with all the advantages of a small town. The people are friendly and the crime rate is so low that few people even bother to lock their houses.

If you are looking for the chance of a lifetime to get in on some new projects, and if you think you can hack it, let me know. You're going to have to prove you can get things done. We have no free rides here, just a bunch of enthusiastic people all having the time of their lives working hard and turning out first-rate products. We're working out of old houses, converted motels and barns, and so on. This is not IBM.

You can be old, young, black, white, red, brown, male, female, or undecided, but if you smoke please don't bother me. The air here is invisible and we want it to stay that way.

If you are looking for retirement benefits and are seriously concerned about vacation days, sick days, and so on, pass us by. Oh we're concerned with these things, but peripherally. We need people who astound us by how much they get done, not people looking for a way to laze through life.

The merger means that we have a guarantee of the money we need to move ahead on as many projects as I can find teams to work on. And if we run out of projects to get started, I'll have more. I come up with an idea for a good solid project every few days.

When you think about it, by the time you put my six magazines together with those Pat is already publishing, we're a very strong combination. I think we'll be able to parlay this group into a pilot model of the college of the future, into perhaps an educational satellite television network.

Pat is much like me—full of ideas and enthusiasm. I think we're going to make things hum in the microcomputer field. Care to join us? ■

# -COMPUTER SHACK-



## BALLOON ATTACK

by Tim Purves

Computer Shack's first color game is something totally different from the normal. It is not only a great game with plenty of action and adventure, but within the Balloon package, we are offering you an exceptional learning tool. The game comes with a complete commented printout of the entire source code.

Available either on Disk or Tape for the TRS-80 Color Computer. With the commented, machine language, source code you will have a chance to see, step by step, exactly how the game was written and executed. Take advantage of this new concept to improve your programming skills. For those just learning machine language, or even experts who are looking for new and helpful tips.

The game is about a mad bomber flying in his red balloon, dropping bombs on unwary pedestrians. You can run and dodge the bombs, but to no avail he'll eventually get you, its just a matter of time!!

- GAME CASSETTE ONLY..... \$21.95
- GAME DISK ONLY..... \$23.95
- GAME CASSETTE WITH COMMENTED CODE..... \$31.95
- DISK with GAME, SOURCE CODE & COMMENTED CODE..... \$35.95



## COLOR OUTHOUSE

Computer Shack presents the wildest, funniest, all out originalist game ever published for the TRS-80 Color Computer, Color Outhouse. In this fun filled arcade game you must guard your outhouse against a band of notorious toilet paper thieves. And if that isn't enough, we've got some of the craziest vandals you've ever seen.

Bright colorful graphics, wonderful sound (very descriptive), and most of all, a lot of fast and furious fun. This'll most definitely be one to show your friends!!!

## COLOR FURY

by Tim Purves

The skies the limit in this action packed, dog fight simulation. The enemy attacks with everything they have! Airplanes, helicopters, hot air balloons and magnetic air mines.

Full of action with super graphics and high speed play. This is the most arcade like game produced for the COCO to date.

- TAPE..... \$27.95 DISK..... \$29.95

## CATALIST

The second totally new original arcade game for the COCO by John Weaver. This is a super fast, challenging game requiring real arcade skills.

- TAPE..... \$19.95 DISK..... \$21.95

# COMPUTER SHACK

1691 Eason • Pontiac, Michigan 48054

Info: (313) 673-8700 • Orders: CALL TOLL FREE (800) 392-8881

Master Charge and VISA OK. Please add 3% for shipping and handling. S.A. - 5% GST. Canada, Mexico - Please postage outside of U.S. - Canada, Mexico.

Dealers: We are distributors for... Terms in this ad. Write for more information. Computer Shack Co., Inc.

PUBLISHER/EDITOR  
Wayne Green  
EXECUTIVE VICE PRESIDENT  
Sherry Smythe-Green  
ASSISTANT TO PRESIDENT  
Matt Smith  
VICE PRESIDENT/GENERAL  
MANAGER  
Debra Wetherbee  
ASSISTANT PUBLISHER  
Jeff DeTray  
VICE PRESIDENT/CORPORATE  
CONTROLLER  
Roger Murphy  
ASSISTANT TO CONTROLLER  
Dominique Smith  
CIRCULATION MANAGER  
603-924-9471  
Patricia Ferrante  
BULK & NEWSSTAND  
SALES MANAGER  
Ginnie Boudrieau  
ADVERTISING, 603-924-7138  
Director of Advertising:  
David B. Schissler  
Sales Manager: Denis Duffy  
Sales Representatives: Mary Hartwell,  
Bev Poirier, Alan Bell  
Ad Coordinator: Kim Labbe

PRODUCTION  
Manager: Nancy Salmon  
Assistants: Michael Murphy,  
David Wozmak  
Michael Ford, Phil Geraci,  
Marjorie Gillies, Donna Hartwell,  
Kimberly Nadeau, Lynn Parsons,  
Anne Rocchio, Kenneth Sutcliffe,  
Theresa Verville, Robert M. Villeneuve,  
Karen Wozmak  
Ad Coordinators: Patricia Bradley,  
Paula Ramsey; Assistant: Taylor Morris  
Advertising Production: Fiona Davies,  
Bruce Hedin, Scott Philbrick,  
Jane Preston

PHOTOGRAPHY  
Supervisor: Thomas Villeneuve;  
Sandra Dukette, Laurie Jennison,  
Sturdy Thomas, Irene Vail  
TYPESETTING  
Supervisor: Sara Bedell;  
Darlene Bailey, Laurel Beckman,  
Prem Gongaju, Lynn Haines,  
Debbie Nutting, Lindy Palmisano,  
Heidi Thomas

DESIGN  
Supervisor: Joyce Pillarella;  
Susan Donohoe, Denzel Dyer,  
Howard Happ, Laurie MacMillan,  
Dion Owens, Dianne Ritson,  
Susan Stevens, Donna Wohlfarth  
DESIGN DIRECTOR  
Christine Destrempe

# DIGRESSIONS

## UTILITIES—TOOLS FOR THE PROGRAMMER

A hardware buff has his toolbox, and so does the programmer: utilities. Utilities are programs or routines that perform a task that makes other programs work better or let the user program more easily. They can also act as "go betweens" for your computer and a peripheral—for example, a routine that lets you use the built-in capabilities of a specific printer.

Utilities make life with your Color Computer a much more enjoyable experience. This issue of *HOT CoCo* focuses on utilities. We've put together a group of articles that will appeal to a wide range of interests and skill levels.

If you are a disk user, turn to page 134. Richard Esposito and Ralph Ramhoff present an incredibly useful collection of short programs that will let you get the most out of your disk drives.

Beginning programmers will find two articles valuable aids. Peter Stoloff's BSearch program finds strings in Basic listings, making program debugging and modifying a little easier. Stephen Hedges' "Don't Be LISTless" is a simple Basic program that puts you in control of program LISTS; type in this program and your eyes will thank you.

Advanced programmers are often faced with the dilemma of whether to program in Basic for ease of modification or in Assembly for speed. Sometimes the best solution is to write a hybrid Basic/Assembly program. William McArthur's "Linkage Editor" provides a convenient way of hooking the two languages together into one working program.

Thomas Rokicki decided that he could improve the CoCo's character set and expand on the 32-column format, too. The results of his efforts are on page 104. This program is not for the novice, but the less-experienced user might find the discussion of char-

acter generating interesting.

If you are not a programmer, we haven't forgotten you. Howard Batie has come up with his second "Galaxy Trek" adventure in as many months. If you found August's adventure challenging, this month's is even more so; it requires a minimum of 174 moves to win!

The musically inclined will enjoy Eddie and Daniel Caggiani's "Melody Master." It turns your Color Computer into a piano that teaches you the musical notes.

Beginning this month are two features that nearly every Color Computer user will like: Color Cryptology and Doctor ASCII. Karl Andreassen is a master cryptologist who has become fascinated by the encryption possibilities the CoCo presents. We hope you follow his series and get as enthusiastic about this application as Karl is.

Who is Doctor ASCII? He's an answer man that *HOT CoCo* readers can consult when they have problems with their computers. (He doesn't charge a fee, either.) The authors, Richard Esposito and Ralph Ramhoff, know the Color Computer inside and out, and they are anxious to help solve your problems.

### More Readable Listings

Many readers have written to us suggesting that we print the program listings in *HOT CoCo* in a 32-column format—just as they appear on the CoCo screen. We currently print them in a 64-column format to conserve space; it allows for fewer program lines and we can reduce the listings a little more.

We have assumed that our readers would rather get a few more articles in each issue of *HOT CoCo* than have the larger 32-column listings. So now we'll let you decide: Do you prefer the more readable program listings, or would you rather see more articles in



From Computer Plus to YOU...


# PLUS after PLUS after PLUS



Model 100  
Model 100 8K \$679  
Model 100 24K \$835



Color Computer 16K \$175  
w/16K Ext. Basic \$255  
w/32K Ext. Basic \$345



Model IV 16K \$849  
Model IV 64K  
2 Disk & RS232 c \$1699



Okidata 82A \$399  
Okidata 92 \$510



Color Computer Disk Drive  
Drive 0 \$329 Drive 1 \$235



Smith Corona TPI  
Daisy Wheel \$495

**BUY DIRECT** Here are just a few of our fine offers...  
call TOLL FREE for full information.

## COMPUTERS

|                         |      |
|-------------------------|------|
| Model IV 16K            | 849  |
| Model IV 64K            |      |
| 2 Disk & RS232 c        | 1699 |
| Color Computer 16K      | 175  |
| Color Computer 16K      |      |
| w/extended basic        | 255  |
| ‡Color Computer 32K-64K |      |
| w/extended basic        | 345  |
| Pocket Computer 2       | 165  |
| Model 100 8K            | 679  |
| Model 100 24K           | 835  |
| Model 12 1 Drive        | 2699 |
| Model 16 1 Drive        | 4199 |

## MODEMS

|                      |     |
|----------------------|-----|
| Hayes Smart Modem II | 235 |
| R.S. AC-3            | 129 |
| R.S. Modem I         | 129 |
| R.S. Modem II        | 199 |
| R.S. DC-1200         | 565 |

## PRINTERS

|                          |      |
|--------------------------|------|
| Smith Corona TPI         | 495  |
| Silver Reed EXP 550 D.W. | 695  |
| Epson                    | Call |

|             |     |
|-------------|-----|
| CGP-115     | 199 |
| DMP-100     | 315 |
| DMP-120     | 410 |
| DMP-200     | 599 |
| Okidata 82A | 399 |
| Okidata 92  | 510 |
| Okidata 83A | 655 |
| Okidata 93  | 859 |
| Gemini 10X  | 319 |
| Prowriter   | 375 |

## DISK DRIVES

|                 |     |
|-----------------|-----|
| Tandon 40 Track | 289 |
| Color DR0       | 329 |
| Color DR1       | 235 |

## ETC.

|                          |       |
|--------------------------|-------|
| CCR-81                   | 52    |
| C. C. Joysticks (pair)   | 22    |
| 16K RAM Chips            | 25    |
| 64K RAM Chips            | 75    |
| 8K SER/PAR Microfaser    | 169   |
| Video Plus               | 24.95 |
| Kraft Joystick (each)    | 49.95 |
| Disk Controller          | 119   |
| Serial to Parallel Conv. | 69    |
| Superpro Keyboard        | 69.95 |

## SOFTWARE

|                 |                |
|-----------------|----------------|
|                 | (Tape Version) |
| Zaxxon          | 39.95          |
| The King        | 26.95          |
| Colorpede       | 29.95          |
| Trapfall        | 27.95          |
| Pac Attack      | 24.95          |
| Ghost Gobbler   | 19.95          |
| Planet Invasion | 21.95          |
| Color Zap       | 9.95           |
| Rallrunner      | 21.95          |
| Space Shuttle   | 28.95          |
| Typing Tutor    | 19.95          |
| Color Come      | 49.95          |
| Telewriter 64   | 49.95          |
| FHL Flex (Disk) | 69.95          |

Order any two above, take 10% off list.

R.S. Software 10% off list.

Send for complete list.

‡Color Computer 64K requires Disk 0 and D.O.S.

**TOLL FREE**  
**1-800-343-8124**

**computer plus**

P.O. Box 1094  
480 King Street  
Littleton, MA 01460  
617-486-3193

Write for your  
free catalog

18

We have the lowest possible  
Fully Warranted Prices AND  
a full complement of Radio Shack  
Software.

Prices subject to change without notice.  
Not responsible for typographical errors.  
TRS-80 is a registered trademark of Tandy Corp.



## >>> BIZPACK <<<

Designed for businessmen, consultants, and economists. Brings powerful forecasting and storage capability to the 64k Flex based color computer.

Features a short, comprehensive, comprehensible manual and easy to use commands. Includes functions and programs that address key business decisions. BIZPACK supports and encourages creation of additional commands and programs to meet your special needs.

- automatic formatting
- spread sheet functions
- plotting
- statistics
- moving averages
- array size limited only by amount of disk storage
- multiple profit center analysis
- user may rename commands to make program even more comfortable to use
- some double entry accounting and inventory features
- print to file functions

BIZPACK requires TSC Xbasic, 46k+ user memory, 5¼" disk drive and may be used with any terminal or computer using Flex. \$3.00 manual available to owners of Flex operating system free. (Flex is a trademark of Technical Systems Consultants.) Business and programing consultation available to support BIZPACK users. BIZPACK licence \$120.

**The Virginia Company** ✓46  
P.O. Box 2167 Christiansburg, Virginia 24073 • 1703/382-4135

**NEW**

**MICRO COLOR - 10  
COMPUTER™  
SOFTWARE**

**FAMILY FINANCE**  
MORTGAGE AMORTIZATION - Shows principal and interest for each month.  
LOANS - Compute mortgage variables, years, mortgage and payment amount.  
PHONE NUMBERS - Search for phone numbers by name. Easy to update.  
CHECKBOOK BALANCER - Makes the balancing of your checkbook a breeze.  
*4k cassette only \$14.95*

**FAMILY FUN**  
FOREST FIRE - Save as many trees as you can.  
SIMPLE SIMON - Color and sound game for all ages.  
CONCENTRATION - Match colored symbols. Two player game.  
MISTER MIND - Try to guess a number sequence.  
*4k cassette only \$14.95*

**FAMILY COMPUTERS**  
4125 Prescott Street  
Sarasota, FL 33582  
Dealer Inquiries Invited

(813) 921-7510

Add \$2.00 Shipping & Handling

Micro Color is a registered trademark of Tandy Corp. ✓32

MANAGING EDITOR  
Michael E. Nadeau  
SENIOR EDITOR  
Janet Fiderio  
NEW PRODUCTS EDITOR  
Mark E. Reynolds  
TECHNICAL EDITOR  
Peter Paplaskas  
PRODUCTION EDITOR  
Susan Gross  
LAYOUT EDITORS  
Joan Ahern, Bob Dukette,  
Sue Hays, Laura Landy,  
Judy Oliver,  
Anne Vadeboncoeur  
PROOFREADERS  
Peter Bjornsen,  
Harold Bjornsen,  
Robin Florence,  
Ellen Hardsog  
RESEARCH  
ASSISTANT  
Celeste Wrenn

### Subscriptions:

*Problems with Subscriptions:* Send a description of the problem and your current and/or most recent address to: *HOT CoCo*, Subscription Department, P.O. Box 975, Farmingdale, NY 11737.

*Change of Address:* Send old label or copy of old address and new address to: *HOT CoCo*, P.O. Box 975, Farmingdale, NY 11737. Please give eight weeks advance notice.

*Dealers:* Contact Ginnie Boudrieau, Bulk Sales Manager, *HOT CoCo*, Pine St., Peterborough, NH 03458. (800) 343-0728.

The left bracket, [, replaces the up arrow used by Radio Shack to indicate exponentiation on our printouts. When entering programs published in *HOT CoCo*, you should make this change.

*HOT CoCo* formats its program listings to run 64 characters wide. This accounts for the occasional wrap-around you will notice in our program listings. Don't let it throw you, particularly when entering Assembly listings.

Article submissions from our readers are welcomed and encouraged. Inquiries should be addressed to: *HOT CoCo* Submissions Editor, 80 Pine Street, Peterborough, NH 03458. Include an SASE for a copy of our writer's guidelines. Payment for accepted articles is made at a rate of approximately \$50 per printed page; all rights are purchased. Authors of reviews should contact the *HOT CoCo* Review Editor, 80 Pine Street, Peterborough, NH 03458.

## DIGRESSIONS

*HOT CoCo?* If you want to know what the 32-column format looks like in the magazine, turn to page 120.

In the next few issues, we will run some listings in the 32-column format, and we will be paying close attention to your response. Write and let us know what you think.

### Reader's Forum

When we decided to start a column for short technical tips, advice, or any other aid from our readers, we thought it would be popular. However, we never anticipated the great response we'd get in such short a time. We are receiving numerous submissions daily for Reader's Forum, and it looks like we'll have to expand it.

If you have an item you think is appropriate for Reader's Forum, send it in. We pay \$25 for each one that we use. In the case of duplicates, it's a first come, first serve basis.

### Next Month

How many times have you been impressed by a program and said, "I wonder how the author did that?"

Well, next month we'll show you some interesting programming techniques that will make your friends wonder how you did it.

Henry Grace will show you how to use strings to stuff DATA statements. Not only does Henry describe this technique, but he provides a useful home-budget program to demonstrate it.

Would you like to get your graphic characters to move about on the screen? In October we'll feature two articles on animation. Richard Ramella presents *Juggling Judy*, whose on-screen skills will amaze you. Don't let her coy looks fool you; she provides a good foundation for learning the fundamentals of animation.

L.W. Gross takes *Juggling Judy* a step further. His program, *Riding Knight*, demonstrates how to get your characters to move in front and in back of objects.



James Wood, our Basic Beat columnist, tells you how to incorporate the same routines in different programs. This is a good article for beginning programmers.

We will also have something for the Assembly programmer, the hardware hacker, the cassette user, and the game player, so don't miss us in October.—M.N.

# EXPAND YOUR COLOR COMPUTER

USER 80C

## USER SELECTABLE EXPANSION REQUIREMENTS



- Activate your disk controller, ROM CARTRIDGE, EPROM board, or any device that normally operates in the expansion slot.
- Protects computer from electrical damage caused by experimental boards or by plugging/unplugging ROM CARTRIDGES and controllers with the power on.
- Gold inlay connector contacts for more reliable operation.
- Select any of 6 slots with push-button keys or programming. Optional programmable set/reset of individual or groups of slots (ask for prices and availability).
- Menu-driven software (included) allows User to operate multiple slots at the same time (e.g., transfers data from one slot to any other slot).
- Attach additional USER 80C's for more expansion slots.
- Utilizes its own reset button, eliminating the need to continually press the reset behind the computer.
- Operates with a 9V battery eliminator (included). Power supply is independent of computer.
- More to come: Analog digital converter, parallel ports for printers and joysticks, four channel scope.
- Production of experimental boards upon request (based on your schematics).
- Has its own on/off switch and LED on/off indicator.

**“Designed with the User in Mind” \$249.95**

TERMS: Send certified check or money order for \$249.95, plus shipping, handling and applicable sales tax. (Personal checks take three weeks to process.) For shipping and handling include \$5.00 U.S., \$8.00 Canadian/Mexican, \$15 Overseas. Illinois residents include 5% Sales Tax. Prompt shipment. Dealer/Club inquiries invited.



**J-NOR INDUSTRIES, INC.**

6272 W. North Avenue  
Chicago, IL 60639  
Phones (312) 745-7541  
(312) 622-4555

279

Guaranteed for one full year, parts and labor.

# Feedback

## Meet Me In Sarasota

The Color Computer Club of Sarasota meets the last Thursday of every month at 7:30 at Family Computers, 4047 Bee Ridge Road, Sarasota, FL 33582.

CoCo and TDP-100 users are welcome to attend or to contact Ernie Bontrager at 813-921-7510.

*Ernie Bontrager  
Sarasota, FL*

## Meet Me In Penn-Jersey

There is now a Color Computer user's group in the eastern Pennsylvania area. We have members from the Allentown, Bethlehem, Easton, PA, and Phillipsburg, NJ, areas. For more information call Bill Jones at 215-253-5733 or Jerry Behler at 215-434-6387.

*Jerry Behler  
1231 Walnut St.  
Allentown, PA 18102*

## Sangarnet BBS

The Sangarnet Bulletin Board is now on-line 24 hours a day, seven days a week. Sangarnet is a free BBS that features uploading, downloading, electronic mail, bulletins, and much more. This 300-baud BBS also features System Chess, a new concept in electronic computer bulletin boards. Sangarnet can be accessed at 919-758-5261.

*Gary L. Davis, Sysop  
P.O. Box 8084  
Greenville, NC 27834*

## In Praise of HOT CoCo

I have just received the first issue of

*HOT CoCo*, and I must say that it is by far the best magazine I have read. I hope all future issues are as good.

I would like to see you start a column on machine-language programming, starting at the beginner's level. It would also be good to see more articles, or even a column, on the CoCo Basic, such as the piece entitled "Demystifying System RAM." It was a great help. Keep up the great work.

*R.H. Reuling, Jr.  
19 Martindale Drive  
Newark, DE 19713*

*We've got a column on Assembly coming.—eds.*

---

*"I have just seen the first  
issue of HOT CoCo. . .  
I hope all future issues  
are as good."*

---

## Good Work, Howard

The article by Howard Bassen in the July issue of *HOT CoCo* was a real lifesaver for me. I had been having so much trouble with interference that for a while I was reduced to using a black-and-white set with my CoCo. A \$25 service job on my color TV left matters even worse, and then I noticed the "Clean Screen for CoCo" article.

After reading it, I put together a coax cable to replace the antenna switchbox supplied by Radio Shack. I had some coax cable with F-connectors on each end, so I just needed an adapter to go from the phono output jack on the computer to the coax input on the TV set. This \$1.79 fix eliminated 95 percent of the interference that had been bothering me.

As far as I am concerned, *HOT CoCo* has already paid for itself by the second issue.

*John C. Knight  
4233 North 8th St.  
Kalamazoo, MI 49009*

## More Demystification Of System RAM

I am a subscriber to your excellent new magazine, and I found Rusty Le Blang's article on System RAM in your premiere issue illuminating. Let me point out, however, that by typing POKE 359,0 instead of 255, you can still access the graphics screen directly. The screen format remains the same as in the normal setting, with one important difference: Typing in SCREEN 0,1 allows you the use of the elusive second text mode color set. Keep up the fine work.

*Scott Warner  
RFD 4, Box 278  
Ellsworth, ME 04605*

## Monitor-Driver and Head-Banger Fix

There are two errors that I let through in my two articles in the July *HOT CoCo*.

● On p. 38 of the "Monochrome Monitor Driver" article, the PNP transistor in Fig. 1 should be a 2N2907, not a 2N2709.

● In the article, "Debugging Disk Basic," the EXEC address given under the subhead "What Is the Fix?" should read EXEC &HD66C, not &HDCCG.

*Send your letters to Feed-  
back, HOT CoCo, Pine St.,  
Peterborough, NH 03458.*

Also, the monitor-driver kit I am selling includes circuits for monochrome, color, and sound.

*Martin H. Goodman  
1529 Addison St.  
Berkeley, CA 94703*

## Addendum to "Speech for the Color Computer"

My article "Speech for the Color Computer" (June, p. 66) has been well received and I appreciate your publishing it. I would like to report a couple of corrections, and to share some things I've discovered since writing the article.

● Figure 1 (p. 68) should show a connection from pin 7 of the 74LS74 to ground. Also, pin 24 on each RAM-EPROM socket should connect to +5 V, as well as to the 0.1  $\mu$ F bypass capacitors, as shown. I regret these omissions, and apologize for any trouble they might have caused anyone.

● Radio Shack now sells prototyping boards with edge fingers that plug into the cartridge connector. The 1983 catalog lists 276-163 at \$4.95 and 276-165 at \$9.95, which appear to be easy substitutes for the homemade board I used. These are cheaper than using the Apple prototype board, too.

● Doublecheck your wiring before plugging this or any homemade circuit into the expansion slot. The 6809 microprocessor's address and data buses connect directly to the cartridge socket with no protective buffering, so wiring mistakes could damage the CPU or other parts.

When I wire circuits, I trace over each connection on the circuit diagram with a red pencil as I make the connection. When finished, I use an ohmmeter to verify each connection and retrace its diagram lines in another color. That way, you can hardly miss making or checking any connection.

● The 6522 and the SC-01 are static-sensitive CMOS chips. The person handling them should be grounded. Probably the easiest way to avoid problems is to plug the computer into a grounded (three-prong) outlet and hold onto the outside of the phono jack (where the TV connection is usually made) with one hand, while plugging the ICs in their sockets with the other hand. All power, of course,

should be off, and you shouldn't touch anything else that could cause shock while you are grounded.

The article by Ciarcia that I refer to in the text mentions that the SC-01 is particularly vulnerable to static, and I can sadly verify this. Most CMOS chips are OK when plugged in their sockets, because the low impedance paths of the circuit shunt off any static discharges. However, the mere act of removing the circuit board from its case to take the photographs was evidently enough to blow the SC-01, since it failed immediately after I took the pictures.

I strongly recommend that you mount the board in a grounded metal case, as suggested on p. 68 of my article, and that you don't handle the board itself after the chips have been inserted, unless you are grounded.

● Since writing the article, several companies have introduced speech-synthesis hardware and software for the CoCo. In fact, Speech Systems, 32W255 Deerpath Road, Batavia, IL 60510, markets a plug-in synthesizer (at \$179.95) that looks similar to mine. Also, Classical Computing Inc., Box 12247, Lexington, KY 40582, advertises a speech-synthesis program for \$29.95 that does the job entirely with software, probably through the D/A converter already in the computer.

These are only two of the various offerings for speech products now advertised.

*William C. Clements, Jr.  
P.O. Box 2662  
University, AL 35486*

## Cornering The Snob Market

I've learned I'm a snob! People like me look down our noses at "computer people." Just today our office cleaning lady asked wistfully how you learn to program "one of those computers," nodding towards my office CoCo. My haughty response was, "Use it just like a toaster—pop in a program and it thinks it's a typewriter."

It occurred to me right then why I have felt so uneasy thumbing through publications such as *Byte*, *Popular Computing*, and the *Color Computer* magazines. You people are, well, *different*.

First, you seem to have an obsession

with games. Some of them must have some educational value, but, with few exceptions, most offer an adult no more intellectual stimulation than killing flies with a rubber band. It absolutely boggles the imagination to realize that there is a fortune being made by cloning more mind-grinders for the masses.

Next, there's "programming." I can understand that there are enthusiasts who want to play with the toys or train themselves for "computer careers." But with all the canned software on the market, I'm such a snob that I won't spend the time to learn how to program. I just want to use my micros to do my work.

I think the big bucks for you guys are in the great middle-class snob market—people who want the convenience of computers, but not the inconvenience involved in learning to understand them.

I bought my first CoCo the day I saw the Telewriter-64 ad. I wanted—and almost got—a computerized typewriter. But to get a printer and ribbons and all the other stuff, I had to read through all these magazines written for computer people.

A strange lot they are, too. A great deal of haggling over obscure languages. Emotional fuss and bother over piracy and the like. And above all, the Insiders write in their own Computer language (not Cobol, Fortran, or Pascal, but *Computer*) to confound the Outsiders.

If you guys want the snob-market money, run some appliance-user stuff—in plain English. Do a real in-depth comparison of Telewriter-64 versus Super "Color" Writer versus whatever is the *best* bulletproof word processor. Tell me what I, happy on the Outside, need to know to get by.

We snobs are too lazy to build or program our own stuff, too cheap to pay IBM prices, and positively infuriating to deal with because we think we ought to get what we pay for. But we spend money just like the Insiders do. Humor us, and we will condescend to deal with you.

*William F. Sill  
RD 6, Box 62A  
Tunkhannock, PA 18657*

## Meet Me in Indy

Please help pass the word. The Indy

## Feedback

Color Computer Club meets in Indianapolis, Indiana on the first and third Thursdays of each month.

For more information, call Mike Davis at 317-257-3300.

*Mike Davis, Chairman  
Indy Color Computer Club  
P.O. Box 68702  
Indianapolis, IN 46268*

### Line Change in "Demystifying System RAM"

I am writing to tell you how much I enjoyed the first issue of *HOT CoCo*. The articles were helpful and interesting, and I enjoyed reading advertisements for equipment I could use.

However, I noticed a few errors in Rusty Le Blang's article entitled "Demystifying System RAM." In Program Listing 1 (p. 110), line 130 should read `DSKIS Z,17,X,A$,B$:C$ = A$ + LEFT$(B$,127)`.

Utility programs are my favorites, and I would like to see one that would enable you to list a program line by line, and one that would stop the cursor from flashing multiple colors and stay one color. I'm looking forward to future issues.

*Gary J. Krouth, M.D., P.A.  
222 N. Second St.  
Suite 203  
Boise, ID 83702*

*Thanks for the correction and the compliments. Check this issue for a program that lets you list code a line at a time.—eds.*

### Getting Better, With an Error

I received my premiere issue of *HOT CoCo* yesterday. I am very impressed and figure something good can only get better.

While I'm on the subject of getting better, I would like to suggest that since this is a publication for the CoCo, the program listings would be much more legible and easier to enter in (with less chance of errors) in a 32-character format.

Speaking of listings, I entered Ralph Tenny's "Tape Reliability" program and ran into a problem assembling it. It showed a bad op-code in line 150. Being fairly new at this, I took a chance that the listing was wrong and changed the "STAA SKIP" to read "STD SKIP". Then it assembled OK. I ran it according to the article, and it seemed to work correctly.

*Howard E. Porter  
2301 Derry Road W.  
Apt. 505  
Mississauga, Ontario  
L5N 2R4 Canada*

*We are looking into changing our listing format, and the 32-character line is a strong possibility. (See Digressions in this issue.)—eds.*

### Getting a Trace Printout

Readers of Norman Manchevsky's article, "Print That Trace" (June, p. 64), may be interested in an alternate and simpler way of getting a trace printout. POKE 360,162:POKE 361,191 will cause a copy of all screen out-

put to be routed to the printer. You must enter these POKES together, separated by a colon, or the program will crash.

This method has the advantage of routing not only the trace output but also all other screen output to the printer, yielding a printout that is easier to follow than an uninterrupted stream of line numbers.

These screen print POKES will also work in Color Basic (even though TRON does not), provided that you add POKE 359,126.

To restore normal operation, POKE 359,57 in Color Basic; POKE 360,130:POKE 361,115 in Extended Color Basic; or POKE 360,203:POKE 361,74 in Disk Basic.

*Arthur J. Flexser  
1111 SW 88 St.  
Apt. A108  
Miami, FL 33176*

### Meet Me In Anchor-Town

Please tell your Alaskan readers about our new user's group: Alaska Color Computer User's Group c/o Rick McDannel  
816 N. Pine #2  
Anchorage, AK 99504  
907-274-5778

*Rick McDannel*

### Program Your Professional Keyboard

People who have bought the Professional Keyboard for the CoCo might want to program its four function keys, F1-F4. One way to do this is with Program Listing 1, which will

|  |  |  |  |
|--|--|--|--|
| <p>Since 1978</p>  <p>Man's Best Friend</p> <p><b>Micro Management Systems, Inc.</b><br/>2803 Thomasville Road East<br/>Cairo, Georgia 31728<br/>(912) 377-7120</p> | <p><b>TELEMARKETING WORKS FOR YOU</b></p> <p>It's Simple. . . <b>1-800-841-0860</b></p> <p><b>CALL &amp; SAVE MONEY</b> <small>Go. &amp; Info 912-377-7120</small></p> |  | <p><b>DISCOUNT PRICES BUY DIRECT</b></p>   |
|  | <p><b>TRS-80</b></p> <p><small>FROM</small></p> <p>Color Computer. . . <b>'188</b><br/>MC-10 Micro. . . . . <b>'99</b><br/>DMP-100 Printer. <b>'307</b></p>            | <p><b>PRINTERS</b></p> <p><small>FROM</small></p> <p>Gorilla/Banana. <b>'199</b><br/>SCM TP-1. . . . . <b>'489</b><br/>Gemini 10X. . . . . <b>'309</b></p> | <p><b>SAVE MONEY</b></p> <p><small>PRICES AND PRODUCTS ARE SUBJECT TO CHANGE WITHOUT NOTICE.</small></p> <p><b>FREE UPON REQUEST</b></p> <p>• DISCOUNT PRICE LIST AND INFORMATION KIT<br/>• COPY OF MFR'S WARRANTY</p> <p><small>WRITE</small></p> <p><b>MICRO MANAGEMENT SYSTEMS</b><br/>TELEMARKET DEPT. NO. 37<br/>2803 THOMASVILLE RD. E. • CAIRO, GA. 31728</p> |
|  | <p><b>'CALL</b></p> <p><small>AMDEK • COMREX<br/>EPSON • C. ITOH<br/>FRANKLIN • OKIDATA</small></p>  |  | <p><b>BOTEK '63</b></p> <p><small>SERIAL TO PARRALLEL<br/>INTERFACE &amp; CABLE</small></p>  |

## Feedback

assign the following functions to the keys:

● F1 will dump the contents of your screen to a printer when it's pressed with the shift key.

● F2 will function as a repeat key when it's held down. Any key pressed along with F2 will repeat.

● F3 will shift between the uppercase and lowercase displays if you have a lowercase kit.

● F4 is a control key. When used like a shift, it will subtract 64 from the ASCII value. For example, pressing control and the H key will give you a backspace.

Type the program in and run it. It will execute automatically. Because it POKEs information into high memory, it will not interfere with your Basic programs. This version works on tape and disk.

*Bob Rosen  
Spectrum Projects  
93-15 86th Drive  
Woodhaven, NY 11421*

## Meet Me In Greenville

We are pleased to announce the Metropolitan Greenville (SC) Color Computer Club formed in January 1983 is already almost 50 members strong.

The MGCCC serves the interests of

```
1 A=PEEK(116)*256+PEEK(117)
2 CLEAR 200,A-227:A=PEEK(116)*25
6+PEEK(117):FORX=A-227 TO A:READ
A$:POKE X,VAL("&H"+A$):NEXT:EXEC
A-227:NEW
10 DATABASE,01,6B,0F,FD,9F,F8,BE,0
1,68,AF,8D,00,D4,31,8D,00,15,10,
BF,01,6B,86,7E,B7,01,6A,B7,01,67
,31,8D,00,B1,10,BF,01,68,39,32,6
2,AD,9F,00,F8,0F,70,0D,6F,27,03,
7E,A1,7F,BD,A1,B1,81,BD,27,F9,81
,04,27,F5,81,67,27,45,81,13,10,2
7,00,4E,34,02,66,01,56,85
20 DATA40,26,1F,86,FF,B7,01,52,B
7,01,53,B7,01,54,B7,01,55,B7,01,
57,B7,01,58,B7,01,59,86,BF,B7,01
,56,35,02,39,B6,01,58,85,40,26,0
D,35,02,81,41,25,06,81,5B,24,02,
80,40,39,35,02,39,34,02,B6,01,57
,85,40,26,BA,35,02,03,FD,4F,39,3
4,36,B6,01,55,85,40,26
30 DATA2F,8E,04,00,C6,20,A6,80,8
1,60,26,04,86,20,20,0E,81,20,24,
04,8B,60,20,06,81,60,25,02,88,40
,84,7F,BD,A2,BF,5A,26,E0,86,0D,B
D,A2,BF,8C,06,00,26,D4,35,B6,0D,
6F,26,0A,0D,FD,27,06,81,41,25,02
,88,20,7E,CB,4A
```

Program Listing 1

present and prospective CoCo owners in the entire western South Carolina region. As a group, we are committed to computer literacy among ourselves and within the community. Members enjoy a lively exchange of computing information, free language, programming, and hardware tutorials, as well as a biweekly club newsletter.

Meetings are held every Tuesday night at 7:30 p.m. at the Plain Elementary School in Simpsonville, SC.

Anyone wanting more information about this organization may contact me any time.

*Ed Lowe,  
Secretary/Treasurer  
MGCCC  
P.O. Box 6  
Gray Court, SC 29645  
803-876-3928/3812*

## Modifications in "Colorful ABCs"

Program Listing 2 loads a machine-language program that allows you to put text on the graphics screen. It

replaces Program Listings 6a and 6b from my article, "Colorful ABCs" (July, p. 114), and includes the following enhancements:

● A single program handles all PMODEs.

● It works with a disk and prints on any graphics page. The previous versions did not work with Disk Basic and would operate only on graphics page 1.

● It fixes the addresses for POKEing the x and y coordinates in low memory (x into 220 decimal and y into 221). They don't move when the program is relocated.

● You can no longer destroy your Basic program by trying to print a string that is longer than the space left on the graphics screen.

Listing 2 POKEs the machine-language program into memory starting at 10000 decimal. After running it, CLOADM the character set (called TEXT in the article) starting at 10387. Then CSAVEM, or SAVEM if you have a disk, the complete machine-language program with the command CSAVEM"PTXT",10000,11250,

```
5 GOTO 320
10 CS=0:CLS
12 '
13 ' BASIC LOADER FOR PTEXT
14 ' BY R.F.MILLER,JR.
15 '
20 FOR I=0 TO 386:READ D$:POKE 10000+I,VAL("&H"+D$):CS=CS+VAL("&
H"+D$):NEXT I
30 IF CS=37538 THEN PRINT"PTEXT LOADED" ELSE 90
40 PRINT"NOW CLOADM THE CHARACTER SET"
50 PRINT"CREATED BY PDATA, STARTING"
60 PRINT"AT 10387. THEN CSAVEM THE"
70 PRINT"ENTIRE PROGRAM STARTING AT"
80 PRINT"10000 AND ENDING AT 11250.":END
90 PRINT"CHECKSUM ERROR. CHECK DATA.":END
100 DATA 4D,26,1,39,34,76,6F,8D,1,41,96,DC,44,44,44,D6,B6,C1
110 DATA 4,27,2C,44,97,BE,C1,1,22,5,96,DD,44,97,C0,54,25,15
120 DATA CC,0,B0,ED,8D,1,1D,86,F0,A7,8D,1,19,86,10,A7,8D,1
130 DATA D,20,27,8,BE,6C,8D,1,C,20,2,97,BE,96,B6,81,1,27
140 DATA 4,96,DD,97,C0,CC,1,60,ED,8D,0,F,4,86,E0,A7,8D,0,F0
150 DATA 86,20,A7,8D,0,E4,EE,2,D6,C0,3D,DB,BE,89,0,D3,BA,1F
160 DATA 1,6F,8D,0,D5,A6,F8,2,A1,8D,0,CE,26,2,35,F6,6D,8D
170 DATA 0,C6,34,10,27,1A,E6,61,E7,8D,0,BB,E4,8D,0,BC,E1,8D
180 DATA 0,B3,26,A,35,10,EC,8D,0,AE,30,8B,34,10,6F,8D,0,A5
190 DATA E6,C0,C1,7F,26,6,86,8,A7,8D,0,99,C0,20,86,9,3D,EB
200 DATA 8D,0,90,89,0,31,8D,0,C6,31,AB,6D,8D,0,84,27,B,A6
210 DATA 8D,0,7E,E6,8D,0,77,3D,30,8B,6D,8D,0,77,26,24,A6,A0
220 DATA D,B2,26,1,43,9C,B7,25,4,35,10,20,95,A7,84,A6,8D,0
230 DATA 5C,81,8,27,3F,E6,8D,0,51,3A,6C,8D,0,4F,20,DC,A6,A4
240 DATA 44,44,44,44,8D,4A,34,4,A6,A0,84,F,30,1,8D,40,30,1F
250 DATA 35,2,9C,B7,25,5,35,10,16,FF,61,ED,84,A6,8D,0,28,81
260 DATA 8,27,B,E6,8D,0,1D,3A,6C,8D,0,1B,20,A2,6C,8D,0,14
270 DATA 35,10,6D,8D,0,13,26,5,30,1,16,FF,32,30,2,16,FF,2D
280 DATA 10,1E,F,8,0,B0,F0,0,34,40,33,8D,0,11,E6,C6,E4,84
290 DATA 34,4,8B,10,E6,C6,96,B2,3D,EA,60,35,C2,FF,FC,F3,F0,CF
300 DATA CC,C3,C0,3F,3C,33,30,F,C,3,0,0,1,4,5,10,11,14
310 DATA 15,40,41,44,45,50,51,54,55
320 PMODE 0,1:PCLEAR 1:CLEAR 200,9999:GOTO 10
```

Program Listing 2. Basic Loader for PTEXT

```

10 GOTO 200
20 CLS:DEFUSR0=15133
30 INPUT"PMODE (0-4)";M:Pmode M,1
40 INPUT"COLOR SET (0-1)";S
50 IF 2*INT(M/2)=M THEN 80
60 INPUT"BACKGROUND COLOR (1-4)";B
70 INPUT"FOREGROUND COLOR (1-4)";F:GOTO 100
80 INPUT"<N>ORMAL OR <R>EVERSE";C$
90 IF C$="N" THEN B=0:F=1 ELSE B=1:F=0
100 PRINT"NOW TYPE A FEW LINES OF TEXT"
110 INPUT"AND ENTER";A$
120 PRINT"ENTER THE X(0-255) AND Y(0-191)"
130 PRINT"COORDINATES FOR THE FIRST LETTER";
140 INPUT"OF THE TEXT (X,Y)";X,Y
150 PRINT"PRESS ENTER TO START"
160 INPUT"AND @ TO RETURN TO MENU";C$
170 COLOR F,B:PCLS:SCREEN 1,S
180 POKE 220,X:POKE 221,Y:B$=USR0(A$)
190 C$=INKEY$:IF C$="@" THEN 20 ELSE 190
200 CLEAR 200,15132:PCLEAR 4:GOTO 20
    
```

Program Listing 3. Demo Program

10003.

You can use an offset when you load it later to put it where you wish. I used an offset of 5133 for the demo program shown in Program Listing 3. This is the maximum offset for a 16K machine.

I'll be happy to supply a fully commented source-code tape, in ED-TASM+ format, for \$5 to anyone interested in modifying the program for his own requirements.

R.F. Miller, Jr.  
18608 Heather Court  
Homewood, IL 60430

## A BBS in The Sunshine State

We'd like to let the readers of *HOT CoCo* know about a color bulletin board system, Colorburst, that is now on line 24 hours a day in Florida. We're devoted to Color Computer users, but all computer users are wel-

come to visit.

At present, we're featuring eight special-interest sections with diversified topics, such as a Hacker's Haven,

*"Our aim is to provide a forum for CoCo users while giving them a chance to learn about other topics. . ."*

a how-to section, a column on health and fitness, and a PEEK and POKE section. We also have numerous other sections that we're getting ready for mid-August.

Our aim is to provide a forum for CoCo users while giving them a chance to learn about other topics and to share ideas.

We have an upload/download section that is constantly changing and expanding. All callers are invited to

use this, and to leave suggestions or request information. We are programmed to accept only ASCII files for upload.

Colorburst is a young system, but we hope to meet the ever-expanding needs of CoCo users everywhere.

We welcome all comments on any and all aspects of Colorburst.

Alan and Elaine Watson,  
Colorburst Sysops  
4500 S. W. 38 St.  
Hollywood, FL 33023  
305-525-1192 (data line)

## Help!

I bought my Color Computer to play simulation games. Now I would like to program my own in Basic, but I need some instruction and ideas on how it's done.

I'd like to see some programming tips on loading and printing a matrix, determining results from a combat-results matrix, and generating characters and their characteristics in a role-play game.

Of course, I'd also like to see you publish more strategy games. Help!

John Marabella  
517 N. 9th St.  
Reading, PA 19604

*Expect to see simulations in upcoming issues.—eds.*

## Ma Bell and CoCo And a Kentucky Club

I'm looking for a way in which CoCos can use their cassette plugs to send and receive programs over the phone lines. I saw an ad for a "black box" selling for \$69 that would do this, and it wasn't a modem.

If I could get a schematic and a parts list, I could build a few for our CoCo club members. Perhaps we could also interface this circuit for two-meter ham radio. Many CoCo owners in our area are hams, too. If anyone out there has any information that will help me, please send it along.

Also, we have started a new Color Computer Club in the Radcliff, KY, area. We meet on the second Sunday of each month at 2 p.m. at the Kentucky Utilities Building.

The Radcliff Color Computer Club  
c/o N4GSB Bryan Harp  
287 Highland Drive  
Radcliff, KY 40160

# JARB

I N C  
SOFT ARE  
HARDWARE

1636 D Avenue, Suite C  
National City, CA 92050  
(619) 474-6213

16/32K MEMORY UPGRADE: \$25.95 • 64K RAM CHIP SET: \$69.95  
OFFICIAL ZAXXON: \$39.95 • JARB 5¼ DISK DOUBLER: \$12.95

Printers, Monitors, Joysticks, Programs  
Call or Write for a Complete Product List  
We carry products from many manufacturers.  
If you don't see it, ask.

407

U.S. FUNDS ONLY

C.O.D. ORDERS ACCEPTED

Sorry, no C.O.D. orders on printers or monitors.

NO CREDIT CARD ORDERS

SHIPPING & HANDLING: Printers and monitors add 3%. Unless otherwise specified, all other orders \$2.00 per order. California Residents add 6% sales tax.





# Unlock the full potential of your color computer

## It's easy with the right keys.

The HJL-57 professional keyboard instantly upgrades your TRS-80\* Color Computer to a dependable, high-performance machine with all the capabilities of systems costing hundreds more.

If you've ever tried to enter a major block of data or do word processing, you know that the keyboard is the major limitation of the color computer.

## Designed from scratch

To provide a total solution to the problem, the HJL-57 was designed from the ground up, specifically for the Color Computer (not an adaptation of a stock keyboard). The result is a dependable, high-throughput keyboard that makes input less tedious, less time-consuming, and less distracting.

## State-of-the-art, full-travel technology

A real keyboard with all the feel and response to make you more confident and reduce input errors. Sculptured, low-profile keycaps are ergonomically designed to cut fatigue and improve typing speed.



## Compatible with all TRS-80\* Color Computers

Including the F-version and TDP-100.\* Layout is identical to original CoCo keyboard PLUS four software-definable function keys (one latching), specially positioned to avoid inadvertent actuation.

## Built for heavy use

Manufactured under contract by a leading U.S. OEM, with

\* Trademarks of Tandy Corporation

contacts rated for 100 million cycles minimum, rigidized aluminum baseplate, and spill-proof construction, the HJL-57 comes with a **full 1-year warranty**.

## Quick and easy installation

Anyone can remove the old keyboard and easily install the HJL-57 in just a few minutes, and the kit includes a new bezel for a totally finished conversion.

## RFI/EMI shielded

Meets FCC Article 15 requirements which become effective on October 1, 1983.

## 15-day money-back guarantee

If you are not completely satisfied, just re-pack it (in original condition, of course) and return it to us within 15 days for a full refund.

## CoCo owners go professional today

The keys to peak performance are yours for **only \$79.95**. Order now to release the hidden potential and full value of your color computer.



**PRODUCTS INC.**

955 Buffalo Road • P.O. Box 24954  
Rochester, New York 14624

✓440

## Compare before you buy

The HJL-57 was designed with your needs in mind. Why settle for less?

|                                 | HJL-57                  | Brand X       | Brand Y       |
|---------------------------------|-------------------------|---------------|---------------|
| Switch technology               | Full-travel membrane    | Mech. contact | Mech. contact |
| Warranty                        | Full year               | 90 days       | 90 days       |
| Function keys                   | Four (one latching)     | None          | Four          |
| Low-profile, sculptured keycaps | Yes                     | No            | No            |
| Spill-proof contacts            | Yes                     | No            | No            |
| RFI/EMI shielding               | Yes                     | No            | No            |
| Contact rating                  | 100 million cycles min. | Not specified | Not specified |
| Money-back guarantee            | Yes                     | No            | No            |

Compiled from manufacturers' published data available at press time.

To: HJL Products Inc. 1A

Yes. I'm ready to go pro. Ship one HJL-57 keyboard to my address below. \$79.95

Specify which model color computer you have:

Original (Sold prior to October, 1982)

F-version (after October, 1982) or TDP-100



Shipping and handling 2.00

New York residents add 7% sales tax

Total \$

Payment by:  C.O.D.  Check or money order enclosed

Visa  MasterCard—Interbank No. \_\_\_\_\_

  Card No. \_\_\_\_\_ Expires \_\_\_\_\_

Signature \_\_\_\_\_ Date \_\_\_\_\_

Name \_\_\_\_\_

Street Address \_\_\_\_\_

City \_\_\_\_\_ State \_\_\_\_\_ Zip \_\_\_\_\_

To order by phone, call (716) 235-8358

Dealer inquiries invited.

# The Basic Beat

Last month's column stressed graphics generated with the SET command. The examples I used might lead you to believe that you can only create horizontal and vertical lines using SET with FOR loops. They might be the easiest to program, but they're not the only lines possible. Program Listings 1, 2, and 3 show that you can use a little math to draw lines at angles.

Listing 1 draws two lines. Using the FOR loop in line 20, the SET command of line 30 draws a line from the upper left to the lower right corner. Line 40 draws a line from upper right to lower left. This pattern might look good as a laser blast in a video game,

```
10 CLS0
20 FOR A=0 TO 62
30 SET(A,A/2,1)
40 SET(A,31-A/2,1)
50 NEXT A
60 GOTO 60
```

*Program Listing 1*

```
10 CLS0
20 FOR A=0 TO 63
30 SET(A,10+A/4,(A+8)/8)
40 NEXT A
50 GOTO 50
```

*Program Listing 2*

## *System Requirements*

**4K RAM  
Color Basic**

## THE FIRST STEPS TO BASIC PROGRAMMING

*by James W. Wood*

but it goes onto the screen a little slowly. Faster graphics methods will be covered in later months. For the present, to make a graphic faster, make it a smaller pattern.

```
10 CLS0
20 A$=INKEY$
30 IF A$="F" THEN40ELSE20
40 FOR Y=31 TO 21 STEP-1
50 SET(52-Y,Y,4):SET(10+Y,Y,4)
60 NEXT Y: SOUND100,1:GOTO10
```

*Program Listing 3*

```
10 CLS0
20 FOR X=1 TO 30
30 FOR Y=1 TO 20
40 SET(X,Y,3)
50 NEXT Y
60 NEXT X
70 GOTO70
```

*Program Listing 4*

```
10 CLS0
20 FOR X=1 TO 30
30 FOR Y=1 TO 20
40 SET(X,Y,3)
50 NEXT X
60 NEXT Y
```

*Program Listing 5*

Listing 2 draws a line at a slight angle across the screen. The  $10 + A/4$  in line 30 determines the angle. Experiment to develop other angles. The line contains eight different colors. The third term of the SET command is  $(A + 8)/8$ . This makes the color a function of A. As A increases, the color changes.

Any decimal in the third term of a SET command is dropped off. For example, the screen displays SET (25,17,4.62) the same as it does SET (25,17,4).

Listing 3 introduces a new command, INKEY\$. Here, INKEY\$ holds the program in a loop until you press the F (fire) key.

A\$ is a string equal to the key pressed. If A\$="F", the program proceeds to lines 40-60. These display "phaser blasts" from the bottom of the screen up to a point about one third of the distance to the top. These

```
10 CLS0
20 FOR X=1 TO 30 STEP 4
30 FOR Y=1 TO 20
40 SET(X,Y,3)
50 NEXT Y,X
60 FOR X=40 TO 60 STEP 3
70 FOR Y=1 TO 30 STEP 3
80 SET(X,Y,5)
90 NEXT Y,X
100 GOTO 100
```

*Program Listing 6*

```
10 CLS
20 FOR X=1 TO 8
30 FOR Y=1 TO 8
40 PRINT X*Y;
50 NEXT Y:PRINT:NEXT X
```

*Program Listing 7*

# HOMEBASE



SALES OR CLIENT PROFILE

APPOINTMENT SCHEDULES

INVENTORIES

ORDER ENTRY

MAILING LISTS

LEDGERS

STUDENT OR PERSONNEL RECORDS

PROPERTY RENTALS

REAL ESTATE LISTINGS

\* \* \* **MORE THAN JUST A DATABASE** \* \* \*

Turn your TRS-80 Color Computer into a powerful business machine. Create and manage customized records for innumerable home and office applications. HOMEBASE™ data management system goes beyond just storing, sorting and retrieving your business records. It allows you to use the same data records in calculations and in printing form letters and reports. The HOMEBASE™ text processing system is both a word processor and a complete filing system. Store 250 screens of text as data records and then use any portion of a record for searching, sorting, or for printing form letters and special reports.

HOMEBASE™ is an invaluable tool for managing a business involving insurance sales, real estate sales, property rentals/management, mail-order sales, or any comparable business. Using HOMEBASE™, both accounting and non-accounting applications are easily automated to save you time and provide better information about your business. Create customized ledgers or extend your payable and receivable records to include descriptive data important to the daily operation of your business as well as its continuing success.

HOMEBASE™ is a menu driven system and does not require programming. The system documentation includes descriptions of every menu option and is uniquely designed for quick referencing. System documentation includes a tutorial and demonstration program.

**\$35**

## DATA MANAGEMENT

- 50 data fields • Formatted dates, time of day; phone numbers, & dollar amounts
- 24 scratchpad data fields not stored within any data record
- Variable-length alpha/text data fields
- Reorganize records using move or ascending/descending sort on any data field
- Manage files using search/select, delete, clear, duplicate or list
- Perform calculations on any numeric data using add, subtract, multiply, & divide
- Print using automatic formatting with options to print report titles, page numbers, record names and data names
- File Utilities include generate, merge, duplicate, summarize, cassette backup/reload, rename, delete, directory display/print and moving data between files.

**\$15**

## CUSTOM REPORTING

- Merge data management files with text files
- Create and store form letters and report formats
- Print each data record as one letter or report
- Print selected records as a single report/list
- Change the print field size for any data field
- Use a single report for different files
- Print multiple copies.

**HOMEBASE**

359

## SYSTEM REQUIREMENTS

TRS-80 Color Computer with 32K; Disk Basic; and one disk drive. 2 Disk drive option is included - NO EQUIPMENT MODIFICATIONS REQUIRED.)

**\$25**

## TEXT/WORD PROCESSING

- 250 screens of text
- Reorganize text records using move, copy, or ascending/descending sort
- Manage text files using search/select, delete, clear, duplicate, move or list
- Print text record appearing on the screen to review before final printing or print all of a selected group of records
- Format using embedded printer controls for paging, skipping lines, and changing fonts
- Program printer controls include right & left margins, lines per page, page width, horizontal tabs, page heading, page numbering, line spacing, and multiple copies
- File Utilities include generate, merge, duplicate, synchronize, cassette backup/reload, delete, rename, and directory display/print.

**TURN YOUR COLOR COMPUTER INTO A POWERFUL BUSINESS MACHINE TODAY.**

**ORDER TOLL FREE 800-334-0854**

Credit card holders call toll free: 800-334-0854, extension 887. In North Carolina call: 800-672-0101, extension 887 or send check or money order to:

HOMEBASE™ COMPUTER SYSTEMS  
P.O. Box 3448, Durham, N.C. 27702

**90 day warranty**

HOMEBASE™ is a trademark of HOMEBASE™ COMPUTER SYSTEMS, a subsidiary of Small Business Systems, Durham, NC. (919) 544-5408 TRS-80 is a trademark of Tandy Corp

**NC residents add 4% for sales tax. Allow 1 to 3 weeks delivery.**

## The Basic Beat

blasts are faster than those in Listing 1, but they create a smaller pattern.

When you use INKEY\$, you can enter only one character, but you don't need to press the enter key, as you must when you're using INPUT.

SET can be used to draw lines and also areas. To color a rectangular area, a nested FOR loop is handy. Program Listing 4 draws a rectangular area. Lines 50 and 60 of Listing 4 can be replaced by 50 NEXT Y,X. The program sets 600 positions, totaling 30 units wide and 20 units high.

Nested FOR loops must have one variable completely nested inside another. The FOR X came before the FOR Y; therefore, NEXT Y must be before NEXT X. Program Listing 5 shows improper use of a nested FOR loop. The program draws one blue line and stops with an error in line 60.

You can use the STEP extension on any or all of the FOR loops in nested FOR loops. Try STEP on the FOR loops of Listing 4 to create stripes or spotted areas. Lines 20-50 of Program Listing 6 draw a series of vertical lines. A solid area is not colored because of the STEP4 in line 20. Lines 60-90 create an area of rectangular dots in rows and columns due to the STEP on both loops.

You can use nested FOR loops for other things besides creating graphics. Program Listing 7 displays a multiplication table for numbers up to eight times eight. The screen is not wide enough to display any more numbers. The columns are not all straight be-

```
10 INPUT N
20 PRINT(INT(N*100+.5))/100
30 GOTO 10
```

Program Listing 11

```
10 A=4:B=5:C=6
20 IF A+B=9 AND B+C=11 THEN PRINT"AND -- BOTH TRUE"
30 IF A+C=9 OR A-3=1 THEN PRINT "OR--AT LEAST ONE TRUE"
40 IF NOT(A)=-5 THEN PRINT"NOT--RESULT ONE LESS THAN A"
```

Program Listing 12

cause the top line has fewer two-digit numbers. Later, when you know more commands, you can create a straight-column multiplication chart.

You can use the INKEY\$ command introduced in Listing 3 for more than creating arcade-type games. Program Listing 8 shows you how to program with INKEY\$ to ask a question. Notice that line 70 is arranged so that Y and N are the only keys that cause the program to respond. Be sure there is no space between the quotes in line 60.

Now I'll introduce two mathematical commands: INT and ABS. Run Program Listing 9. INT (integer) lowers any number that isn't whole to

the closest whole number. ABS (absolute value) makes any number positive.

Line 20 prints 3.75 and 3.75, both positive. Line 30 prints 3 and -4. The next whole number smaller than -3.75 is -4. Line 40 prints 2 and 3. ABS(-2.1) is 2.1, and INT(2.1) is 2. INT(-2.1) is -3, and ABS(-3) is 3. The same numbers, or the same functions, in different order result in different answers.

INT could be used to average numbers with a little change. Program Listing 10 rounds any number to the nearest whole number. By adding .5 to a number and then chopping off the decimal part, rounding is done correctly.

Rounding to anything but a whole number will take a little more work. Program Listing 11 rounds to the nearest 100th. The program multiplies a number by 100, rounds it to the nearest whole number, and divides it by 100.

Another group of Basic commands to learn is AND, NOT, and OR. Run Program Listing 12. Notice that in an IF statement, you can place a math operator (+, \*, -, /) on the left side of the equal sign. The AND statement is true if both conditions are true, or if all conditions are true when more than two exist. The OR is true if at least one of the statements is true.

NOT returns a value that is one less than the negative of the number NOTed. For example, NOT(7) = -8 and NOT(-8) = 7. The uses for NOT are somewhat limited in Basic. NOT has more uses in Extended Color Basic graphics and in Assembly-language programming. These are the same AND, OR, and NOT that are used in geometry truth tables.

Remember GOTO from a few les-

```
10 CLS 0
20 FOR X= 1 TO RND(30)
30 FOR Y= 11 TO 11+RND(20)
40 SET(X,Y,8):NEXT Y,X
50 PRINT"WANT TO SEE ANOTHER?";
60 A$=INKEY$:IFA$=""THEN 60
70 IF A$="Y" THEN RUN ELSE IF A$="N" THEN END ELSE 60
```

Program Listing 8

```
10 CLS
20 PRINT ABS(3.75),ABS(-3.75)
30 PRINT INT(3.75),INT(-3.75)
40 PRINT INT(ABS(-2.1)),ABS(INT(-2.1))
```

Program Listing 9

```
10 CLS
20 PRINT"TYPE A NUMBER WITH DECIMAL"
30 PRINT"I.E. 27.213"
40 INPUT N
50 PRINT N;"ROUNDS TO";INT(N+.5):PRINT
60 GOTO20
```

Program Listing 10

## The Basic Beat

sons back? It can become cumbersome to use for choices in a program. You can shorten Program Listing 13 by replacing lines 70-90 with line 70: ON A GOTO100,120,140. If A has a value of one, the program continues to the first line listed after the GOTO. If A equals two, the program goes to the second line number listed, and so on.

The factor that limits the number of lines you can list after the ON A

GOTO command is the maximum length of a basic program line: 255 characters. You can see where ON A GOTO can save a lot of typing during programming in cases in which a lot of choices are possible (i.e., enter the atomic number of an element).

GOSUB, go subroutine, differs from a GOTO in that GOSUB remembers the line to which it is to return. There are at least two good

reasons to use GOSUB. If you want to use a particular design or equation several times, it would be wasteful to type the lines into the program in several places.

Program Listing 14 has a subroutine in lines 1000-1020 that draws a top and bottom border on the screen. This subroutine is used three times, but I only had to type it once. Notice lines 30, 50, and 70 all contain FOR T=1 TO X: NEXT T: Can you place this time loop at line 2000 and use a GOSUB in each of the lines to make the program divert to line 2000? Don't


```
10 CLS
20 PRINT"TYPE 1 FOR HORIZONTAL LINE"
30 PRINT"TYPE 2 FOR VERTICAL LINE"
40 PRINT"TYPE 3 FOR A BOX"
50 INPUT A:CLS0
60 IF A<1 OR A>3 THEN GOTO 20
70 IF A=1 THEN GOTO 100
80 IF A=2 THEN GOTO 120
90 IF A=3 THEN GOTO 140
100 FOR X=1 TO 63:SET(X,10,3):NEXTX
110 GOTO 160
120 FOR Y=1 TO 31:SET(30,Y,3):NEXTY
130 GOTO 160
140 FOR X=10 TO 20:FOR Y=5 TO 10
150 SET(X,Y,3):NEXTY,X
160 FOR T=1 TO 500: NEXTT: GOTO 10
```

Program Listing 13

```
10 CLS:X=500
20 PRINT:GOSUB1000
30 PRINT"PAGE 1":FOR T=1 TO X:NEXT T
40 CLS:PRINT:GOSUB1000
50 PRINT"PAGE 2":FOR T= 1 TO X: NEXT T
60 CLS:PRINT: GOSUB 1000
70 PRINT"PAGE 3": FOR T = 1 TO X: NEXT T
80 CLS: END
1000 FOR A= 0 TO 63
1010 SET(A,0,5):SET(A,31,5):NEXT A
1020 RETURN
```

Program Listing 14

## YOUR COLOR COMPUTER JUST GOT WHEELS!



# REVOLUTION!

### REALISTIC...

Developed by an experienced race driver, *Revolution* reproduces the actual feeling of being behind the wheel of an authentic race car. Designed with the utmost attention to detail, its unprecedented measure of control turns your Color Computer into a challenging test of skill and precision. There are no funny monkeys, strange alien creatures or creeping oil slicks. *Revolution* pits you against yourself... competition in its purest form.

### INNOVATIVE...

*Revolution* comes ready to run with a selection of cars and pre-designed courses. But unlike other computer and arcade games, its basic parameters can be changed by the player, making *Revolution* an unbeatable challenge.

### SOPHISTICATED...

*Revolution* is fully menu driven and has fast, high resolution machine language graphics. PLUS, *Revolution* utilizes the advanced file access capabilities of the Color Computer to automatically store and retrieve all of your lap records and save the tracks you've designed.

### A COMPUTER GAME AHEAD OF ITS TIME!

For 32K Disk ..... \$24.95  
For 16K Cassette ... \$21.95

Requires Joysticks

Inter  Action 464

113 Ward Street • Dept. H • New Haven, CT 06519

# The Basic Beat

forget to include a RETURN statement somewhere—perhaps in line 2010.

GOSUB works to speed up program operation. It sends the program to the indicated subroutine only when that subroutine is necessary. This keeps the

program from going to lines that are irrelevant at the time and, therefore, significantly improves the program's efficiency.

For example, in a game such as StarTrek, if you are not firing photon

torpedos, you won't want the program going to the lines that count torpedos or prepare them for firing. All lines that pertain to torpedo firing would be in a subroutine that the computer program only executes when you

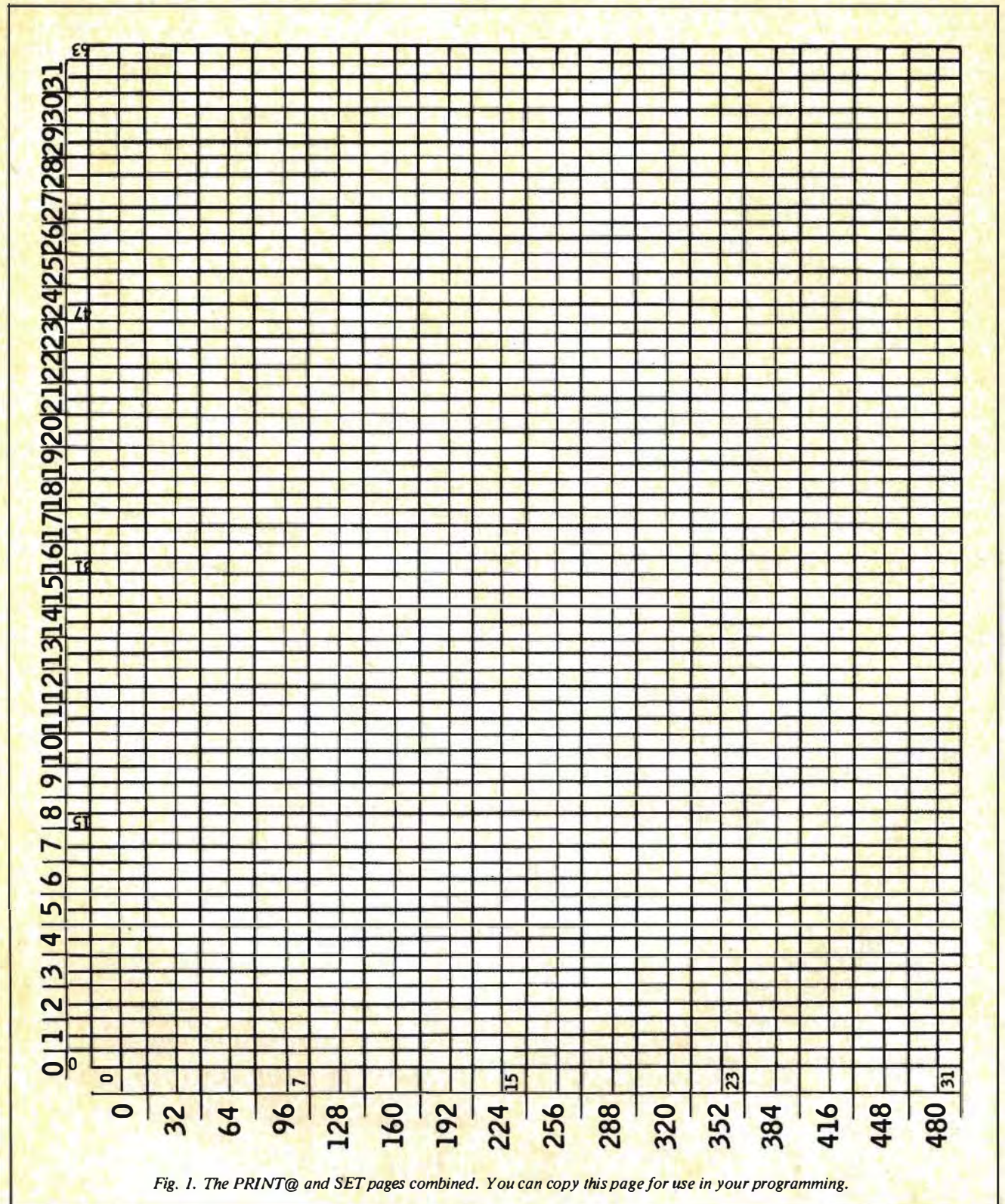


Fig. 1. The PRINT@ and SET pages combined. You can copy this page for use in your programming.

# FINALLY!

## A REAL SPREAD-SHEET PROGRAM FOR THE COLOR COMPUTER

# DYNACALC™

Business people use spread-sheets to organize columns and rows of figures. DYNACALC simulates the operation of a spread-sheet without the mess of paper and pencil. Of course, corrections and changes are a snap. Changing any entered value causes the whole spread-sheet to be re-calculated based on the new constants. This means that you can play, 'what if?' to your heart's content.

But DYNACALC isn't just for accountants. DYNACALC can be used for just about any type of job. Not only numbers, but alphanumeric messages can be handled. Engineers and other technical users will love DYNACALC's sixteen-digit math and built-in scientific functions. There's even a built-in sort command, so you can use DYNACALC to manage small data bases - up to 256 records.

DYNACALC will let your computer do just about anything you can imagine. Ask your friends who have VisiCalc, or a similar program, just how useful an electronic spread-sheet program can be for all types of household, business, engineering, and scientific applications.

DYNACALC is designed to be used by non-programmers, but even a Ph.D. in Computer Science can understand it. Built-in HELP messages are provided for quick reference to operating Instructions.

DYNACALC has a beautifully simple method of reading and writing FLEX data files, so you can communicate both ways with other programs on your system, such as the Text Editor, Text Processor, Sort/Merge, RMS data base system, or other programs written in BASIC, C, PASCAL, FORTRAN, and so on.

Except for a few seldom-used commands, DYNACALC is memory-resident, so there is little disk I/O to slow things down. The whole data array (worksheet) is in memory, so access to any point is instantaneous. DYNACALC is 100% 6809 machine code for blistering speed.

Color Computer DYNACALC works with the FLEX operating system from Frank Hogg Laboratory (64k required). If you aren't already using this powerful operating system, we have a special deal for you: order DYNACALC (regularly \$200) and FHL Color FLEX (regularly \$99) together for only \$250.

To order, see your local DYNACALC dealer, or order directly from CSC at the address below. We accept telephone orders from 10 am to 6 pm, Monday through Friday. Call us at 314-576-5020. Your VISA or MasterCard is welcome. Be sure to specify that you want the Color Computer version.

## ORDER YOUR DYNACALC TODAY!

Computer Systems Center  
13461 Olive Blvd.  
Chesterfield, MO 63017  
(314) 576-5020



↪507

# The Basic Beat

use a torpedo.

All GOSUBs must have a RETURN. Don't let the program come to a RETURN unless it has come there from a GOSUB. In Listing 14 there is an END in line 80 to prevent the program from continuing into the subroutine starting at line 1000. Remove the END and the program will die with an RG

```
10 CLS
20 PRINT"USE", "COMMA"
30 PRINT
40 PRINT "USE"; "SEMICOLON"
50 PRINT
60 PRINT"USE"
70 PRINT"NO PUNCTUATION"
```

Program Listing 15

(RETURN without GOSUB) error.

Basic also contains an ON GOSUB command. The line to which the program continues is determined in the same way as is the ON GOTO command. And this new command remembers to which line the program flow returns, just like GOSUB does. You would use ON GOSUB in places at which the same choices are to be made at several points in a program.

Up to now the position of PRINT statements has been difficult to arrange on the screen. If the screen is clear, PRINT starts at the top of the page. Each PRINT goes down one line, unless it ends with a comma or a semicolon. The comma causes the PRINT to go to the next group of 16 columns. A semicolon causes the next

```
10 CLS
20 FOR A=1 TO 7:PRINT:NEXT
30 PRINT"                MIDDLE"
40 GOTO 40
```

Program Listing 16

```
10 CLS
20 PRINT@237, "MIDDLE"
30 GOTO 30
```

Program Listing 17

PRINT command to be placed close to the last. Run Program Listing 15 for review.

The command PRINT@ allows you to position words easily. Program Listings 16 and 17 give the same display. Try them. You can't use the method in Listing 16 if you don't intend to erase words previously typed near the top of the screen.

Program Listing 18 moves a multiplication sign over the screen while displaying a read out in the upper left corner of the place at which the sign is located. PRINT@ (print at) locations range from 0-511. The screen is 32 characters wide and 16 characters tall.

```
10 CLS
20 FOR A=1 TO 510
30 PRINT@0, A;
40 PRINT@A, "*" ; :PRINT@A-1, " ";
50 FOR T=1 TO 10:NEXT T
60 NEXT A
70 FOR T=1 TO 500: NEXT T
```

Program Listing 18

## ATTENTION, CoCo OWNERS

**pbh** stops changing Printer & Modem Cables! Our **PARALLEL PRINTER INTERFACE** provides **SWITCH SELECTABLE PRINTER** or **MODEM** operations. It features switchable baud rates from 300 to 9600; comes complete with power supply, modem cable & **"CENTRONICS"** type printer cable.

Introductory Price **ONLY \$74.95** + shipping.

**FREE YOUR COMPUTER** for other operations while our **"BASIC BUFFER"** manages your printer. **BASIC BUFFER** offers **64K** with **FIFO COPY** and **ERASE**. It comes complete with power supply and cables for most computers and printers. (Specify manufacturer and model number of both when ordering.)

A real value at **ONLY \$279.95** + shipping.

**pbh** computer products, inc.

P.O. DRAWER 55868  
HOUSTON, TEXAS 77055  
(713) 956-0207

ORDER DIRECT FROM US OR FROM YOUR INDEPENDENT COMPUTER RETAIL STORE.

For more information circle reader card number 20.

## Superior Graphic Software Products

TRS-80<sup>®</sup> COLOR COMPUTER<sup>®</sup>



### TALKING GRAPHIC DEMONSTRATION

When someone sees your CoCo and asks "Just what does this thing do?" then load TALKING GRAPHIC DEMO and let your computer do its own show and tell, complete with musical background and a running commentary. As quoted in THE RAINBOW: "This is, frankly, better than anything the people who sell the machines have."  
Extended color basic. Tape only. . . . . \$24.95

### THE DISK DOCTOR

DISK DOCTOR.... That disk with the vital information you forgot to back up just crashed! Don't PANIC. Take 2 aspirin, count to 10, and put in an emergency call for THE DISK DOCTOR. This program will salvage machine language, BASIC, data, ASCII, even MPP pictures. Completely menu driven for easy use. As 80 MICRO REVIEWER states "I feel safer when creating important files and programs having the DOCTOR 'on call!'"  
DOS only . . . . . \$49.95

### MPP - TUTORIAL

MPP - TUTORIAL.... The programming tool of the professionals. You may not be a great artist, but you too can produce stunning, high resolution graphics. Detailed step by step instructions to create near studio quality animation. Quote CHROMALETTE: "...if you want to see and use the full graphic potential for your CoCo, this program is required!"  
Extended color basic - specify tape or disk . . . . . \$34.95

### THE TALKING SPELLER

Use your 80C as a spelling tutor. Utilizes the capability to control the cassette recorder from within a program. You record the list of words, TALKING SPELLER plays back the words, waits for an answer from the keyboard, and keeps score. Very user friendly, and lots of sound effects. 16K BASIC . . . . . \$19.95

### DIRECTORY DOCTOR

Provides preventive medicine against crashed disks. Easy as ABC - build a spare directory track, and exchange it for a garbled track when needed. All menu control, and without taking up user disk space. 32K DOS . . . . . \$49.95

### DATA DOCTOR

Provides the file edit capabilities most sophisticated DOS provide. List files, examine, edit, and delete data. Correct file errors without running an entire system. All menu driven. 32K DOS . . . . . \$49.95

### DISK HOSPITAL

The complete disk utility package. Includes DISK DOCTOR, DATA DOCTOR and DIRECTORY DOCTOR. 32K DOS . . . . . \$89.00

### EL CASINO

EL CASINO.... Three startling, action-packed high resolution graphic games, ideal for den and rumpus room parties. Games are programmed with MPP graphics, and each is over 14K long. DICE GAME... This is the only craps game on the market that allows 4 players to make any or all to 12 field bets before every roll. BLACK JACK... The famous card counter not only shows the cards remaining in the deck, but computes the odds on hitting your hand with the cards remaining. SLOT MACHINE... Looks and sounds like a Casino machine. The arm drops, the windows roll, and the pay off (if any) hits the tray with a nice "clunk". Extended color basic. Specify tape or disk . . . . . \$34.95

Documentation for the above programs (Refundable with order) . . . . . \$10.00



POSTAGE PAID  
P.O. BOX 451 CANTON, NC 28716.  
For Fast Service Call 704/648-6015





## The Basic Beat

The equation  $32 * 16$  makes the 512 positions.

PRINT@ must be followed by a number and a comma. After the comma you can use a variable or words in quotes. The number will determine the first position of the characters to be printed. Your manual shows PRINT@ positions. Figure 1 does too, but I'll explain that later.

Find the position you want and add the number to the left of your position to the one directly above. To print "HELLO" in the fifth line starting in

the 12th position, add 128 to 11 and the command is PRINT@139, "HELLO";. Anything printed on the bottom line must end with a semicolon to prevent the screen from scrolling upward. If you print a character in the last video position, 511, the screen also scrolls. To display a character in position 511 without scrolling the screen, you must POKE it into video memory, but I'll get to that next month.

You can use PRINT@ animation to move graphics characters (something to look forward to in the com-

ing issues). For now you can use PRINT@ to animate some alpha-numerics.

Program Listing 19 is a game with no losers. Pressing the L or R keys causes an arrow to fly left or right. Line 60 determines the starting position of the right-bound arrow. A whole number between 0-15 is multiplied by 32. Each line starts with a multiple of 32. The arrow has no target to hit.

Program Listing 20 is a complete game. The object is to shoot a moving space ship with an arrow. The character between quotes in line 20 is the white up-arrow key. The program moves a small space ship, <O>, across one of the top five lines of the screen, as determined by program line 30.

Lines 40-70 move the ship across the screen and check to see if you've pressed the up arrow. If you have, the program goes to line 80, which counts the number of shots and starts the arrow moving upward. Line 90 prints the arrow. Line 100 keeps the space ship moving while the arrow flies up-

```
10 CLS:PRINT"PRESS 'R' TO SHOOT RIGHT."  
20 PRINT "PRESS 'L' TO SHOOT LEFT."  
30 INPUT"PRESS ENTER TO CONTINUE";B$  
40 CLS  
50 A$=INKEY$  
60 R1=32*(RND(15)-1)  
70 L1=32*(RND(15)-1)+31  
80 IF A$="L" THEN GOTO 110  
90 IF A$="R" THEN GOTO 120  
100 GOTO 50  
110 FOR L=L1 TO L1-30 STEP-1:PRINT@L,"<-- ";:NEXT L:GOTO  
120 FOR R=R1 TO R1+28:PRINT@R," -->";:NEXT R:GOTO 40
```

Program Listing 19

# COLORSPEAK™

## COLOR COMPUTER VOICE SYNTHESIZER

### HARDWARE FEATURES

■ SPEAKS FOR ITSELF!

- A COMPLETE PHONEME BASED VOICE SYNTHESIZER IN A CARTRIDGE STYLE PAK
- COLORSPEAK HAS ITS PROGRAM IN ROM, SO ITS INSTANTLY THERE ON TURN ON!
- COLORSPEAK HAS ITS OWN 2K RAM, IT REQUIRES NO MEMORY!
- USES THE VOTRAX™ SCO1 PHONEME SYNTHESIZER CHIP
- WORKS IN ALL COLOR COMPUTERS, ANY MEMORY SIZE, EITHER BASIC!

### SOFTWARE FEATURES

- TEXT TO SPEECH MODE: CONVERTS PLAIN ENGLISH TEXT TO SPEECH!
- INFLECTION MODE: ADDS VOICE INFLECTION TO TEXT TO SPEECH MODE
- PHONEME MODE: ALLOWS PROGRAMMING THE SCO1 DIRECTLY IN PHONEMES
- SPELLING MODE: SPELLS TEXT AND PRONOUNCES MOST PUNCTUATION

USER FRIENDLY! COLORSPEAK IS THE EASY TO USE VOICE SYNTHESIZER WITH ALL FEATURES EASILY ACCESSIBLE FROM BASIC. SIMPLY PUT THE WORD OR PHRASE TO SPEAK IN A STRING NAMED TALK\$. THEN CALL THE USR ROUTINE TO SPEAK THE TEXT! ALL OF BASIC'S STRING MANIPULATIONS ARE APPLICABLE. COLORSPEAK COMES WITH A DETAILED USER MANUAL, PHONEME DICTIONARY AND DEMO TAPE.

PRICE \$169

**BUMBLEBEE SOFTWARE**

USER MANUAL \$4

PO BOX 25427 CHICAGO IL 60625

✓140

10% OFF TO SIGHT IMPAIRED

```

10 CLS@:PRINT@480,"SCORE=";SC;
20 PRINT@505,"^";
30 A=RND(5)*32
40 FOR B=A TO A+27:PRINT@B," <0>"
50 FOR T=1 TO 5:NEXT T
60 IF INKEY$<>" " THEN 80
70 NEXT B:GOTO 10
80 SH=SH+1:FOR C=505 TO 0 STEP-32
90 PRINT@C,"^";
100 B=B+1:PRINT@B," <0>";
110 FOR T= 1 TO 5:NEXT T
120 IF B+1=C OR B+2=C OR B+3=C THEN PRINT@ B,"HIT":FOR T=1 TO 50
0:NEXT T:SC=SC+10:GOTO 10
125 IF SH>19 THEN CLS:PRINT"FINAL SCORE";SC:END
130 NEXT C
140 GOTO 10
    
```

Program Listing 20

```

10 CLS@
20 FOR X=37 TO 60
30 SET(X,27,3):SET(X,30,3)
40 NEXT X
50 SET(37,28,3):SET(37,29,3)
60 SET(60,28,3):SET(60,29,3)
70 PRINT@467,"LOWER";
80 PRINT@473,"RIGHT";
90 FOR T=1 TO 50:NEXT T
100 PRINT@467,"lower";
110 PRINT@473,"right";
120 FOR T=1 TO 50:NEXT T:GOTO 70
    
```

Program Listing 21

```

10 CLS@:A$="U"
20 FOR A=0 TO 63:SET(A,2,4):SET(A,31,4):NEXT A
30 FOR A=3 TO 30:SET(0,A,4):SET(63,A,4):NEXT A
40 X=31:Y=15
50 B$=A$
60 A$=INKEY$
70 IFA$="" THEN A$=B$
80 IFA$="U" THEN Y=Y-1
90 IF A$="N" THEN Y=Y+1
100 IF A$="K" THEN X=X+1
110 IF A$="H" THEN X=X-1
120 IF POINT(X,Y)=0 THEN SET(X,Y,4) ELSE END
130 N=N+1:PRINT@5,N;
140 GOTO 50
    
```

Program Listing 22

together to make a sheet, as in Fig. 1. Use the large outer numbers to calculate PRINT@ positions. Use the smaller numbers for SET commands. Notice that each PRINT@ box is two SET positions high and wide. If you set any one of the four SET positions after you've printed a letter in its box, the letter disappears.

Program Listing 21 produces a picture in the lower right corner of the screen. The graphics are blue. Pressing SHIFT0 creates the lowercase letters in lines 80 and 90. On the video screen they will be inverse video, green on black. Push SHIFT0 after typing them to return to normal video.

Program Listing 22 is a bonus game. See if you can figure out how to play the game by reading the listing. The object is to not run into anything. A counter at the top of the screen keeps track of how many units you travel.

Tune in next month, same computer magazine, same computer column, for the adventure of POKE, PEEK, and the DATA gang. ■

Write James Wood c/o HOT CoCo, Pine St., Peterborough, NH 03458.

ward. In line 120 the hit occurs if the arrow hits the ship in the front, middle, or end (B + 1, B + 2, B + 3).

C is the position of the arrow; B is the position of the space preceding the space ship. SC = SC + 10 increases your score by 10 points.

Line 125 checks to see if you have attempted more than 19 shots, which ends the game. If you haven't missed after 19 shots, the game will never end. That can be a bonus for top-notch

players. The loops in lines 50 and 110 slow down the action. You can remove them if you enjoy speed.

Sometimes when programming I want to use SET and PRINT@ on the same display. The PRINT@ positions are on one page of the manual and the SET positions are on another. Reading these and trying to overlap them becomes a nightmare.

My solution is to copy a PRINT@ and a SET page. Cut and scotch tape




## ALPHACOM 42 & 81

FAST, QUIET, THERMAL GRAPHICS PRINTERS  
FOR THE COLOR COMPUTER

ALPHACOM 42  
ALPHACOM 81

40 COLUMN PRINTER  
80 COLUMN PRINTER

ONLY \$159.95  
ONLY \$209.95



Features full 96 character ASCII set with 8 programmable ASCII codes. Bit mapped graphics capability. Uses roll or fanfold thermographic paper. Cable/roll of paper included, compact, light-weight, award-winning design. Fast, accurate 80 character/second printing. No maintenance required. 30 day money back guarantee if not satisfied. We pay shipping on prepaid orders within the continental U.S. Outside U.S. and C.O.D.'s must send \$10.00 to cover shipping and handling before order will be processed. We accept Visa and Mastercard. Dealer inquiries welcome.

Order from:

**KELCO INTERNATIONAL • P.O. BOX 7172 • JACKSONVILLE, FL. 32210 • (904) 771-9076**

# COLOR TERM + PLUS +

\$29.95 (TAPE) Now even more +PLUS+ features than before!!! \$39.95 (DISK)

An Intelligent Terminal Program For The Color Computer or TDP 100.

- + Communications BAUD rate: 110-19200
- + Change printer BAUD rate: 600-9600
- + Select printer line feeds if needed
- + Select Half or Full Duplex
- + Select Odd, Even, or No Parity
- + Select 7 or 8 Bit Words
- + Select 1 or 2 Stop Bits
- + Send Control Characters
- + Separate Keys for Escape & Delete (Rubout)
- + Turn off those UGLY Lower-case letters
- + Word Wrap — eliminate all split words
- + Selectable Reverse or Normal Video
- + Scroll protect up to nine lines
- + Automatic capture of incoming files
- + Send one line at a time from your buffer
- + Has programmable prompt for "send next line"
- + Disk version extras: List Directory, Granules
- + Buffer Size Indicator
- + Complete up and down load support
- + Improved buffer editor
- + On/Off Line Cassette/Disk Reads & Writes
- + Save & Load Machine Code, BASIC Programs or Files
- + On/Off Line Scrolling of Buffer
- + Pre-enter Data before going on line
- + Easy to read manual is included with each program



Supports 1-4 Disk Drives  
If your local software dealer does not carry our products ask why not!

New and Improved!




Dealer inquiries invited.

PRICE \$29.95 (Tape) \$39.95 (Disk) 16k or 32k Req.  
\$2.00 shipping and handling on all orders.

Double Density Software  
920 Baldwin Street #412  
Denton, Texas 76201  
Phone 817/566-2004.



NOW... RESET THE BACK FROM THE FRONT.



The Spectrum Projects' SRR provides easy access to your system reset and eliminates the need of reaching around cables and components or moving the computer.

Installation of this sturdy device is simple, quick, requires no tools and voids no warranties. Put control back where it belongs, at your fingertip for only \$12.95 plus \$2.00 S/H

PLEASE SEND ( ) REMOTE RESET... \$12.95

**YES**

NAME \_\_\_\_\_

ADDRESS \_\_\_\_\_

CITY, STATE, ZIP \_\_\_\_\_

ADD \$2.00 S/H & SALES TAX

SPECTRUM PROJECTS

83-16 88th DR. WOODHAVEN, NY 11421

212 • 441 • 2807

# FLEXPLUS DOS.....\$69.95

A powerful, easy-to-use disk operating system!

**FLEXPLUS** is a powerful, easy-to-use disk operating system. Spectral Associates has adapted TSC's FLEX to the best DOS completely compatible with Radio Shack software for use on the Color Computer. Eliminate the need for Radio Shack's TRS DOS — use **FLEX PLUS** with Editor/Assembler and have the options of a full range of utilities. **FLEXPLUS** works on the 32K Radio Shack disk system with 64K memory chips with a High Resolution multi-screen format that supports a 24 line by 51 character display! Also included are special enhancements to Radio Shack's Disk system when you are running FLEX with single or double sided, single or double density, 35, 40 and 80 track drives.

## SUPERCHARGER \$39.95

Allows machine language access to all 64K RAM in a Series E PC board. No hardware mods

- Best price anywhere
- Wealth of existing software
- Easy start-up — just type "RUN FLEX +"
- Allows you to save RS compatible binary disk files from **FLEXPLUS**
- NO HARDWARE MODIFICATIONS NEEDED
- Warranty will not be voided — no need to open computer
- MOST FLEX compatible software will run

**FLEXPLUS** ..... \$69.95  
for new F Boards

**FLEXPLUS with Supercharger** ..... \$89.95  
for use with E and F Boards

- Print Spooling - print while editing, assembling, etc.
- ALL FLEX compatible software will run, including INTERRUPT DRIVEN SOFTWARE

**Editor/Assembler** ..... \$49.95

## Quality Hardware and Software Support

**TRS-80 COLOR COMPUTER  
TDP SYSTEM 100  
DRAGON 32**

BEST SELECTION AVAILABLE

ARCADE GAMES  
BASIC GAMES  
UTILITIES  
BOOKS

EDUCATIONAL SOFTWARE  
FLEX + DOS  
MEMORY EXPANSION  
MODEM

For Orders Only

**1-800-426-1830**  
except WA, AK, HI

Call or write for a complete catalog  
Business Office and Information Call:  
.....(206) 581-6938  
Office open 8:30—4:30 P.S.T.

We accept VISA, MASTERCARD, AMERICAN EXPRESS  
Add 3% for shipping NO C O D  
All prices U.S. FUNDS  
WA residents add 7.8% sales tax

**SPECTRAL ASSOCIATES**  
3420 South 90th Street  
Tacoma, Wa 98409

# Elmer's Arcade

Elmer's tawdry joint had a "closed" sign in the window, and Elmer himself was locking up just as I arrived. "You've gone broke," I guessed. "Maybe now you'll come to your senses and get some video games."

"You're wrong. I just had the best week ever," Elmer said as he motioned me into his car.

"Where are we going?" I asked.

"Reno, Nevada," he said.

"Help oh help, kidnap," I replied with a wide grin, and so it was that three and a half hours later we were standing in one of Reno's finest "carpet joints," an old-fashioned term for a fancy casino. The casino had row on row of electronic slot machines, islands of blackjack tables, and craps layouts.

"Go splurge a few nickels while I continue my research into permutations of six-sided cubes," Elmer suggested. He peeled a twenty out of his wallet and departed.


I only had \$1.50, which would have kept me going all afternoon at Elmer's Arcade, but at this place it wasn't enough for a Nehi and a Honeybun. So I kept my money to myself and watched a slot-machine mechanic who had opened the front of a one-armed bandit for some work.

"Pardon me," I said, "I write computer games. I could do a good simulation of a slot machine if you'd let me list the symbols on the three reels."

"You system players are all alike," he laughed, slamming shut the machine and leaving.

## LOLLIPOPS—A SLOT-MACHINE SIMULATION

by *Richard Ramella*



It was a nickel machine. I put in a coin and pulled the lever just as Elmer returned. "Can you lend me 20 bucks?" he asked.

"Hey, look, three oranges. I won 10 nickels."

"What are we going to do for lunch?" he demanded as if it were my fault. "We'll go to Hannah's Place," he decided.

"A restaurant where you have credit?"

"Naw, a professional acquaintance. Come on."

I had felt like shark bait in the casino, but Hannah's Place was a different story. Hannah was a lady of

indeterminate age, and she owned a little store that sold only old slot machines. I was amazed when she lent Elmer \$20 without asking to hold his shoes as collateral. He steamed down the street, and I was left in a nice situation.

"You like machines, kid?" Hannah asked. "Here's a nice one called Lollipops for only 400 simoleons." I *did* like Lollipops, a nice old clunky machine with a lot of metallic frills. I had to admit my main interest was peeking at its innards so I could copy the symbols on the three reels and use them in a computer program.

"What computer you got?" she asked.

"A TRS-80 Color Computer with 16K."

"So's my grandkid. Promise to send me a copy of the program, and you got a deal."

I grinned. We shook hands. I listed the reels' symbols and spent a pleasant hour playing the machine for free—and with no reward for the jackpot I got. Then Elmer came back, shaking his fist at the downtown skyline and yelling, "Reno, I'll beat you yet!" It was time to go home and get to work.

### Playing the Game

At 193 lines, Lollipops is longer than most programs you will get from me and Elmer. I think it is worth the effort, though, because it is a slot machine that does everything but drop quarters. For example, the reel symbols are based on an actual machine, you can up the odds by playing from

### Program Listing. Lollipops

```
100 REM * LOLLIPOPS * A SLOT MACHINE * TRS-80 EXTENDED COLOR BASIC
110 REM * ELMER'S ARCADE / SEP. '83 / RICHARD RAMELLA
120 CLS
130 CLEAR 1500
```

*Listing continued*

### System Requirements

**16K RAM**  
**Extended Color Basic**



# Elmer's Arcade

one to five coins, and a save feature puts a little strategy into the game.

Here's how to play. Type RUN and tap enter. The game asks how much money you want, and your answer must be a whole-dollar amount from \$1 to \$100. Choose the amount and tap enter.

The slot machine appears on the screen. To the right of the machine are the payout figures. The letters in these columns have these meanings: R for red, G for green, O for orange, B for blue, Y for yellow, and \$ for jackpot. To start, the payout values are all at zero. Tap the letter I (for insert) to play a quarter. The payouts increase

Listing continued

```

140 PRINT "LOLLIPOPS IS A SLOT MACHINE, SO NAMED BECAUSE THERE A
RE USUALLY A LOT OF SUCKERS AROUND.
150 PRINT "IT'S A QUARTER MACHINE, AND YOU MAY HAVE UP TO $100 I
N QUARTERS.HOW MUCH YOU WANT?"
160 PRINT
170 INPUT Q
180 IF Q>0 AND Q<101 AND Q=INT(Q) THEN 220
190 IF Q<1 THEN PRINT "GET SERIOUS": GOTO 170 ELSE IF Q>100 THEN
PRINT "I'LL GIVE YOU A HUNDRED BUCKS.": Q=100
200 IF Q<>INT(Q) THEN PRINT " AN EVEN-DOLLAR AMOUNT, PLEASE. HOW
MUCH... AGAIN?": GOTO 170
210 INPUT "TAP ENTER TO CONTINUE";X
220 CLS0
230 SS$=STRING$(17,128)
240 W$=CHR$(134+112)+CHR$(137+112)
250 D$=STRING$(17,246)
260 S$=STRING$(5,207)
270 M$=STRING$(21,239)
280 R$=STRING$(3,191)
290 Y$=STRING$(3,159)
300 O$=STRING$(3,255)
310 B$=STRING$(3,175)
320 G$=STRING$(3,223)
330 J$=STRING$(3,"$")
340 E$=STRING$(3,207)
350 A$(1)=R$+B$+Y$+R$+O$+R$+B$+B$+G$+R$+Y$+B$+O$+R$+R$+Y$+O$+R$+
J$+B$
360 A$(2)=O$+G$+R$+O$+O$+B$+J$+R$+R$+O$+G$+J$+R$+O$+J$+G$+R$+O$+
R$+R$
370 A$(3)=B$+Y$+O$+Y$+B$+G$+O$+O$+B$+Y$+B$+O$+G$+J$+O$+B$+O$+Y$+
G$+O$
380 FOR A=11 TO 459 STEP 32
390 PRINT @ A,M$;
400 NEXT
410 GOSUB 1910
420 K$="25 CENTS"
430 A=1
440 FOR B=31 TO 255 STEP 32
450 PRINT @ B,MID$(K$,A,1);
460 A=A+1
470 NEXT
480 FOR A=45 TO 60 STEP 3
490 PRINT @ A,W$;
500 NEXT
510 FOR A=109 TO 237 STEP 32
520 PRINT @ A,S$;
530 PRINT @ A+6,S$;
540 PRINT @ A+12,S$;
550 NEXT
560 PRINT @ 0,"BET ";
570 PRINT @ 64,"PAYOUTS:";
580 PRINT @ 96,"R R - ";
590 PRINT @ 128,"R R G ";
600 PRINT @ 160,"R R Y ";
610 PRINT @ 192,"O O $ ";
620 PRINT @ 224,"O O O ";
630 PRINT @ 256,"B B $ ";
640 PRINT @ 288,"B B B ";
650 PRINT @ 320,"G G $ ";
660 PRINT @ 352,"G G G ";
670 PRINT @ 384,"$ $ $ ";
680 PRINT @ 448,"I - INSERT";
690 PRINT @ 480,"P - PLAY ";
700 GOSUB 1650
710 PRINT @ 0,"BET ";STRING$(7,128);
720 R=0
730 Z$=""
740 M=0
750 P(1)=3
760 P(2)=5
770 P(3)=5
780 P(4)=10
790 P(5)=10
800 P(6)=14
810 P(7)=14
820 P(8)=18
830 P(9)=18
840 P(10)=100
850 FOR A=1 TO 10
860 Q(A)=0
870 NEXT
880 Y=0

```

Listing continued

## TRS-80 COMPUTER DISCOUNTS

- Factory Direct
- Best Prices Anywhere
- No Out-of-State Taxes
- 100% Radio Shack Warranty
- Free Price List

### SCOTT TASSO ASSOCIATES

175 E North Delsea Drive  
Vineland, N.J. 08360  
800-257-0426  
NJ 609-691-7100

~510

## GPG-II Graphics Program Generator-II \$16.95

### COLOR COMPUTER 16KECB

A full featured graphics editor and program generator! Supports all graphics commands AND lettering on the graphics screen. A total of 100 separate instructions may be 'compiled' into a 2000 byte long BASIC program. This generated program can be SAVED, merged or edited like any other. The lettering feature includes all keyboard characters and shifted characters, has a repeat function and binary save option to incorporate graphics screen with text into a later program. Supplied on cassette, manual details operation.

- Money back guarantee •
- Write for brochure on other programs •
- Include 75¢ shipping and handling •

### CoCoDATA Enterprises

1316 Quail Avenue  
McAllen, Texas 78501

~543

## Elmer's Arcade

as you go. You can play up to five coins with repeated taps of the letter I. With each tap, the amount of your bet at the top left of the screen increases, and your stake, shown beneath the machine, decreases.

When you are ready to play, tap P. Do not tap enter during the game.

After every second play the word SAVE appears beneath the machine. You can tap number 1, 2, or 3 on the keyboard to freeze the corresponding reel into position during the next play. You won't see your chosen number displayed anywhere. If you don't want to save any symbols, just tap I and P as usual. When you win, you will see your coins drop.

Lollipops differs from the machine I saw at Hannah's only in its save feature and my decision to increase the jackpot payoff from 60 to 100 coins for each coin played. The computerized slot machine has three reels with 20 color symbols on each. That makes for 8,000 permutations of three-symbol combinations. This isn't exact, but the Lollipops slot machine kept nearly a quarter for every dollar played. The program's feature makes things quite a bit less stingy. If you want an absolute copy of the machine on which this program is based, change line 840 to P(10)=60 and never use the save feature.

### The Program

Looking briefly at the program, lines 280-330 create the six colored symbols used on the reels, and lines 350-370 make the three reels. To see the reels, break into the running program, and type

```
FOR A = 1 TO 3: PRINT A$(A): NEXT
```

*Listing continued*

```

890 GOSUB 1780
900 N=N+1
910 IF N/2=INT(N/2) GOSUB 1970: GOTO 930
920 Q$=INKEY$
930 IF Q$="P" AND Y=0 GOSUB 1880:GOTO 920
940 IF Q$(">"P" AND Q$(">"P" THEN 920 ELSE IF Q$="I" GOSUB 1670 EL
SE IF Q$="P" THEN 960
950 GOTO 920
960 PLAY "T255"
970 X=RND(5)+5
980 Y=X+RND(8)
990 Z=Y+RND(10)
1000 IF M=1 THEN X=0 ELSE IF M=2 THEN Y=0 ELSE IF M=3 THEN Z=0
1010 A=RND(20)*3-2
1020 B=RND(20)*3-2
1030 C=RND(20)*3-2
1040 X=X-1
1050 Y=Y-1
1060 Z=Z-1
1070 IF X<1 THEN 1130
1080 PLAY STR$(RND(12))
1090 V$=MID$(A$(1),A,3)
1100 PRINT @ 142,V$;
1110 PRINT @ 174,V$;
1120 PRINT @ 206,V$;
1130 IF Y<1 THEN 1190
1140 PLAY STR$(RND(12))
1150 V$=MID$(A$(2),B,3)
1160 PRINT @ 148,V$;
1170 PRINT @ 180,V$;
1180 PRINT @ 212,V$;
1190 IF Z<1 THEN 1260
1200 PLAY STR$(RND(12))
1210 V$=MID$(A$(3),C,3)
1220 PRINT @ 154,V$;
1230 PRINT @ 186,V$;
1240 PRINT @ 218,V$;
1250 GOTO 1010
1260 IF X>1 OR Y>1 GOTO 1010
1270 A=POINT(28,8)
1280 B=POINT(40,8)
1290 C=POINT(52,8)
1300 IF A<>B GOTO 710
1310 IF A=4 AND B=4 AND C<>6 AND C<>2 THEN G=Q(1): GOTO 1420
1320 IF A=4 AND B=4 AND C=6 THEN G=Q(2): GOTO 1420
1330 IF A=4 AND B=4 AND C=2 THEN G=Q(3): GOTO 1420
1340 IF A=8 AND B=8 AND C=-1 THEN G=Q(4): GOTO 1420
1350 IF A=8 AND B=8 AND C=8 THEN G=Q(5): GOTO 1420
1360 IF A=3 AND B=3 AND C=-1 THEN G=Q(6): GOTO 1420
1370 IF A=3 AND B=3 AND C=3 THEN G=Q(7): GOTO 1420
1380 IF A=6 AND B=6 AND C=-1 THEN G=Q(8): GOTO 1420
1390 IF A=6 AND B=6 AND C=6 THEN G=Q(9): GOTO 1420
1400 IF A+B+C=-3 THEN G=Q(10): GOTO 1420
1410 GOTO 710
1420 FOR A=365 TO 429 STEP 32
1430 PRINT @A,SS$;
1440 NEXT
1450 T=42
1460 FOR A=1 TO G

```

*Listing continued*

Don't  
wait  
any longer!

## SOFTWARE SPOOLER™

- The Software Spooler™ will allow you to keep using your CoCo even while printing - no more waiting for slow printers!
- For example, reduce the wait for a 7K LLIST from 11½ minutes to 6 seconds - an 11,500% speed increase (using a LPVII).
- The Software Spooler™ is compatible with all BASIC commands and programs on Ext. BASIC or DISK systems and can use virtually any printer at speeds from 110-4800 BAUD.
- Transparent operation - just load it and forget it. You choose how much RAM to set aside with one simple command. First in - first out buffering with wraparound makes maximum use of that RAM.
- Complete documentation included.
- You've paid for your memory - use it to the fullest!

\$1495

**QualiTech®**  
22 Hazelmeadow Pl.  
Simsbury, CT 06070

For credit card  
phone orders call:  
203-651-3695



Postage Paid (Add \$3 outside U.S.)  
7½% tax in CT. VISA, Master Card  
or Money Order. Allow 2 weeks  
for personal checks.

425

**BONUS:** a graphics screen  
print program is also included  
— dump a PMODE 4 in 5 seconds!

Listing continued

```

1470 FOR L=22 TO 27
1480 SET(T,L,5)
1490 IF G>14 GOTO 1520
1500 FOR B=1 TO 10
1510 NEXT B
1520 RESET(T,L)
1530 NEXT L
1540 SOUND 210+RND(20),1
1550 Q=Q+.25
1560 PRINT @ 491,STRING$(19,128);
1570 PRINT @ 491,"STAKE: $"Q" ";
1580 NEXT A
1590 FOR T=1 TO 500
1600 NEXT T
1610 GOSUB 1910
1620 GOTO 710
1630 IF X>0 OR Y>0 OR Z>0 THEN 1010
1640 PRINT @ 491,STRING$(19,128);
1650 PRINT @ 491,"STAKE: $"Q;" ";
1660 RETURN
1670 R=R+1
1680 IF R>5 THEN PRINT @ 491,"THE LIMIT - PLAY ";; PLAY "T4;C;E;
G": RETURN
1690 IF Q=0 THEN PRINT @ 491,"OUT OF MONEY - PLAY";: RETURN
1700 Y=Y+.25
1710 PRINT @ 0,STRING$(10,128);
1720 PRINT @ 0,"BET ";Y;" ";
1730 FOR A=1 TO 10
1740 Q(A)=Q(A)+P(A)
1750 NEXT
1760 Q=Q-.25
1770 GOSUB 1650
1780 BB=1
1790 FOR A=102 TO 390 STEP 32
1800 PRINT @ A,Q(BB);
1810 PLAY "T40"
1820 PLAY STR$(RND(12))
1830 BB=BB+1
1840 NEXT
1850 IF Q(10)=0 THEN PRINT @ 393," ";CHR$(128);
1860 RETURN
1870 PRINTA$(1):B=RND(30)*3-1:PRINTMID$(A$(1),B,12)
1880 PRINT @ 491,"NO PAY - NO PLAY ";
1890 PLAY "T4;L5;8;L10;3;3;5;L5;3;L5;P20;7;8"
1900 RETURN
1910 PRINT @ 333," ** LOLLIPOPS ** ";
1920 PRINT @ 397," PLAY TO 5 COINS ";
1930 FOR A=301 TO 461 STEP 64
1940 PRINT @ A,D$;
1950 NEXT
1960 RETURN
1970 PRINT @ 491,STRING$(19," ");
1980 PRINT @ 491,"SAVE?";
1990 Q$=INKEY$
2000 IF Q$="" THEN 1990 ELSE IF Q$<>"1" AND Q$<>"2" AND Q$<>"3"
THEN M=0: RETURN
2010 M=VAL(Q$)
2020 RETURN
2030 END

```

When you tap P for play, the program decides how many times each reel will change during the one play by the random values given X, Y, and Z in lines 970-990. Lines 1010-1030 choose a symbol to flash. In lines 1040-1060 the program starts reducing the X, Y, and Z values because it is in a looping process. Lines 1090-1120, 1150-1180, and 1210-1240 do the same thing for each reel.

V\$ becomes the symbol chosen randomly. The program prints it in its right place, three deep so it turns into the block seen in the window. This keeps happening until X, Y, and Z are all exhausted.

V\$ becomes the symbol chosen randomly. The program prints it in its right place, three deep so it turns into the block seen in the window. This keeps happening until X, Y, and Z are all exhausted. Lines 1270-1290 are point tests to see what colors the three reels are. Lines 1310-1400 test for winning combinations by checking the point values of the three colored reels. For example, line 1330 says, "If the first reel is red, the second reel is red, and the third reel is yellow, then G equals Q(4), which is the amount owed the player for the win, so go to line 1420 to pay off. ■

*"You system players  
are all alike. . ."*

*Send questions about the program to Richard Ramella, 1493 Mt. View Ave., Chico, CA 95926. Send a self-addressed, stamped envelope (Canadians send 40 cents coin and a self-addressed, stamped envelope) and a listing as the program is in your machine. If you do not have a printer, include the error message or describe the problem in detail.*

FOR THE COLOR COMPUTER & TDP-100

## Setting The Standards

### PROGRAMMERS:

Needed by the fastest growing software house publishing for the Color Computer and TDP-100.

 **intracolor**  
COMMUNICATIONS

✓ 198

### DO YOU

- Write in machine language
- Write games, educational, simulation, etc., programs
- Have an unfinished program—our engineering staff will assist you in finishing the program

P.O. Box 1035, East Lansing, MI 48823 • (517) 351-8537



# OUR ISOLATORS FOR YOUR PROTECTION

**Prevents:**

disk drive woes, printer interaction,  
memory loss and damage due to  
lightning or AC power line  
disturbances.



**Commercial Grade Isolators**

ISO-1 3 Isolated Sockets \$76.95  
ISO-2 2 Isolated Socket Banks, 6 Sockets 76.95

**Industrial Grade Isolators**

ISO-3 3 Double Isolated Sockets 115.95  
ISO-11 2 Double Isolated Banks, 6 Sockets 115.95

**Laboratory Grade Isolators**

ISO-17 4 Quad Isolated Sockets 200.95  
ISO-18 2 Quad Isolated Banks, 6 Sockets 169.95

Circuit Breaker, any model (Add-CB) Add 10.00  
Remote Switch, any model (Add-RS) Add 18.00

**ESP Electronic Specialists, Inc.**  
171 South Main Street, Box 389, Natick, Massachusetts 01760

Toll Free Order Desk 1-800-225-4878  
MasterCard, VISA, American Express ✓ 159



Travel the channels  
destroying the  
SPIDERS before  
they annihilate  
YOU!!!

**ARCADE STYLE GAME**  
[16K Color-Joystick-ML]  
Tape \$19.95

The Spider is an all-machine-language program with very good sound, excellent graphics and super action.

You zoom along through a vividly-colored tunnel that's loaded with exceptionally realistic spiders, attempting to align them with your laser scope and blast them before they get you. I found it quite difficult to hit them, as my point display disconcertingly reminded all who watched, but then it takes these wicked web-wenders awhile to annihilate you the allotted five times, as well. I found this to my liking, because I enjoyed the prolonged action. You use the right joystick to manipulate the cross-beam of your scope, and, of course, the fire button to activate your laser. The point system is adequately explained in the documentation, so I needn't go into that here, except to say that if you manage 500 points you'll receive an extra life to devote to battling these belicose little beasties.

There's one more point I'd like to add here, and that is that, even though it wasn't mentioned in the documentation, playing The Spider while wearing a pair of 3-D glasses gives one of the best dramatic-depth effects I've yet seen. You lose some of the vivid colors by doing so, but then you can always take them off whenever you want and go back to playing the straight game.

—Courtney Noe

## Gamester Software

9 Southmoor Circle, Kettering, Ohio 45429 ✓379

[513] 294-3383 [12-6 for phone orders]

Checks, credit card [VISA/MC], or COD accepted.

**SAME DAY SHIPMENT!**

# PARALLEL PRINTER INTERFACE

**\$69.95**  
+ Shipping

FOR THE RADIO SHACK COLOR COMPUTER

\*RUN ANY STANDARD PARALLEL PRINTER FROM THE COLOR COMPUTER SERIAL I/O PORT

\*WORKS WITH: EPSON MX 70/80/100, NEC PC8023, CENTRONICS, C-itoh, OKIDATA, SMITH CORONA DAISY WHEEL, RADIO SHACK, OR ANY OTHER PRINTER WITH A STANDARD PARALLEL INPUT

\*SWITCH SELECTABLE BAUD RATES FROM 300 to 9600

The Color Computer is capable of 9600 Baud — Poke 150,1. Running at 9600 Baud greatly increases the printing speed of some printers.


\*COMPLETE — ALL CABLES AND CONNECTORS INCLUDED

\*PRICE: \$69.95 plus \$3.00 for shipping and handling

**MICRO SOLUTIONS, INC.** ✓316

9949 Harwin • Houston, Texas 77036 • (713) 789-5443 or 1-800-231-6667

VISA    MASTERCARD    AMERICAN EXPRESS



# Doctor ASCII

## QUESTIONS AND ANSWERS

by Richard E. Esposito and Ralph Ramhoff

Got a problem with your Color Computer? Ask Doctor ASCII to solve it. Write to Doctor ASCII, HOT CoCo, Pine St., Peterborough, NH 03458.

**Q.** I have a Gemini-10 printer that I am using with my TRS-80 Color Computer. I am quite pleased with the printer and can access all its functions without much trouble. However, I cannot figure out how to do a graphic dump to the printer. The printer closely emulates the Epson MX-80 printer. Can you provide me with a listing to do a screen dump of a graphic page to the printer for the Gemini-10?




Fig. 1. Circle Printed on Gemini Printer

Program Listing 1. Graphic Dump Routine for Gemini Printer

```
10 PMODE 4,1
20 PCLS
30 CIRCLE(75,75),75
40 SCREEN 1,1
50 PAINT(50,50),1
60 GOSUB1000
70 PRINT#-2,"A CIRCLE"
80 END
1000 PRINT#-2,CHR$(27)+"1"
1010 IF PEEK(49152)=ASC("D") THEN
  NG=3548 ELSE G=1536
1020 FOR R=0 TO 31
1030 PRINT#-2,CHR$(27)+"K"+CHR$(
191)+CHR$(0);
```

Listing 1 continued

Listing 1 continued

```
1040 FOR C=R TO 6111+R STEP 32
1050 PRINT#-2,CHR$(PEEK(C+G));
1060 NEXT C
1070 PRINT#-2
1080 NEXTR
1090 PRINT#-2,CHR$(27)+"2"
1100 RETURN
```

**A.** Program Listing 1 puts a circle on a PMODE4 screen and then dumps it to a Gemini printer. The screen dump subroutine starts at line 1000.

**Q.** Can you use the CoCo with a color monitor? The local Radio Shack sales person said it is possible. Would I have to get an adapter for the CoCo to interface with a monitor?

Bob Hart  
Alton, IL 62002

**A.** The CoCo can use a monitor, but you must bypass the built-in Astec video modulator. If you are a do-it-yourselfer, read "Sweetening the Video," *80 Micro*, Nov. 1981, p. 86, or *HOT CoCo*, August, p. 98. If you are not the soldering type, Computerware, Box 668, Encinitas, CA 92024, 619-436-3512 at \$24.95 plus \$2 shipping has a solderless adapter.

**Q.** My CoCo has only 4K RAM. I would like to upgrade using a conversion kit such as advertised in Jameco Electronics. In the near future, I would also like to add a modem, disk drives, and a printer. Could you advise me as to the conversion that would be as high as possible with the least difficulty?

Edward Gocek  
Bayville, NJ 08721

**A.** There are three ways to expand your memory. Since you now have 4K, I assume that you have a D or E board. If you want to go to 16K, an article appeared on that subject in *80 Micro*, March 1982, p. 102. You can install a piggyback 32K modification as outlined in the same issue on p. 126.

If you do the piggyback 32K modification to an E or newer board, the RAM jumpers should be set to 16K, *not* 32K. If you want maximum utility out of your machine, I would go the 64K RAM route as presented in the July issue of *HOT CoCo*, p. 44. Since the 64K chips are now available for about \$5 each, this is the route I would go.

If you want to get 40-track disk drives for your CoCo, you can order the controller separately from Radio Shack National Parts (part #AX9060, the PC board, and part

#AZ6839, the cover). Disk Basic uses only 35 tracks, but if you add FLEX, you can use all 40 tracks and both sides at once if the drives you buy have the capability. You can use any printer that has a standard RS-232 serial interface or a Centronics parallel (requires a serial-to-parallel converter). I have had good luck with the Radio Shack DC Modem I.

**Q.** I am hoping you might help me with a problem, which my local RS Computer Center and even calls to Tandy in Texas have not resolved.

Mine is a 16K Extended Basic Color Computer. While I am not writing programs, I am using it more and more for financial record keeping and personal cataloging. Also, I have recently purchased some investment software. In the near future, I will probably expand this system, or in two or three years, buy a larger one.

The quality of detailed lettering on the present CRT, a 1979 17-inch Sony, is not very good, and no better on Radio Shack's TVs. I would like advice on whether another brand of television might have better resolution, or preferably, if I could purchase a compatible color CRT for use not only as a monitor for this system, but also for another larger system, if and when I move up.

*Samuel Baker  
Modesto, CA 95350*

**A.** You may want to read the answer to Mr. Hart's letter in this column, but from the tone of your letter, I feel that you are looking for the type of display available on a commercial video display terminal. If you use the FLEX operating system, you can hook up a video display terminal to the CoCo's RS-232 port with the Frank Hogg and Data-Comp versions. Star-Kits is marketing a Rem-O-Term program, which allows use of the Radio Shack ROM Basic from a commercial VDT.

Not all machine-language programs are compatible, though. A commercial VDT would also give you an 80- or even a 132-column display. A black-and-white TV will generally give a better character display than a color one, but, of course, you lose color.

**Q.** Help! I was recently given a TRS-80 Color Computer and I want to expand it to accept more than one ROM package at a time. I want to make the screen show 80 characters per line and improve the keyboard so that it is better suited to word processing. I also want a modem program that will leave my computer "smart" and not simply a teletype. I want to use the modem in conjunction with a DOS. Is there a way to do all this or should I simply sell my gift and get a Model III?

*Dr. R. Theron Dunn  
Santa Ana, CA 92701*

**A.** Most ROM packs can be put on disk; see our article on disk utilities elsewhere in this issue. For all practical purposes, the screen cannot be expanded beyond 64 characters per line without extensive hardware modifications because the maximum resolution of the 6847 VDG is 256 by 192 pixels. At 64 characters by 24 lines, you are displaying text characters in a 4-by-8 dot matrix with no spaces between the characters.

There are a number of commercial plug-in keyboard replacements available, or you can buy a \$20 wire-wrap keyboard and adapt it yourself. There are a number of "smart" terminal programs currently available for the CoCo. As to your question about trading up (???) to a Model III, for that price, you could purchase an 80-column VDT and the FLEX operating system and have enough money left over to buy some great color graphics games. You would then have a faster machine with many features that the Models II, III, and 4 simply are not capable of.

**Q.** I own a TRS-80, Model I (500-baud cassette rate) and my friend owns the TRS-80 Color Computer (1,500-baud cassette rate).

Is it possible to make these two computers compatible via cassette tapes using a software modification? I am trying to avoid any hardware modifications if I possibly can.

I am also interested in the different format structures of the cassette schemes on these two different machines. I would appreciate any information you can provide for this problem.

*Oscar Ramsey  
Bowie, MD 20715*

**A.** Spectral Associates markets a program called Magic Box, which reads Model I cassette tapes into the CoCo via the joystick port with a special cable. The simplest way to transfer programs from one machine to another is via the RS-232 ports with "smart" terminal programs running on both machines. In this manner, Basic programs and ASCII data files can be exchanged between Apples and CoCos, TRS-80s and IBMs, CoCos and mainframes, or any other combination. Comments for a disassembly of the CoCo's cassette routines appeared in the January 1982 issue of *Color Computer News*, p. 52.

**Q.** I have been told that my TRS-80 Color Computer can work in double or triple precision, but can't find any information on it.

My knowledge of machine language is zilch, and my math ability is limited.

*Richard Nichols  
Oakland, CA 94604*

**A.** The CoCo compared to the Models I, III, and 4 has 1½ precision (nine significant digits) when using its ROM Basic. To see how this is accomplished, see "Binary Breakfast" in the 1983 Special Anniversary Issue of *80 Micro*, p. 50. If you add the FLEX operating system to a CoCo that has been expanded to 64K RAM and also add TSC's XBasic, you would have extended precision to 17 digits as well as integer variables to 32767.

**Q.** I have a question about how to use the CLEAR command on the Color Computer. How are you supposed to know how much string space you will use or how are you supposed to know how much string space a program will use?

Also, in the book that I received with my computer, it shows some sample machine-language programs. Unfortunately, the book does not explain how to get into that

mode. I would like to know how to get into that mode and the name of a good book to buy when I start programming in machine language.

*Curtis Frazier, Jr.  
Enterprise, AL 36330*

**A.** A Basic program requires 1 byte for each string variable that is used as a length pointer in addition to 1 byte for each character stored in string variables. You must also provide about 50 extra bytes for miscellaneous string operations such as space in RAM for the file name of a CLOAD command.

The book does not list machine-language programs, but addresses of machine-language ROM routines. In the stock CoCo, the only access that you have to machine language is via the PEEK, POKE, USR, and EXEC commands. It is difficult to program in machine language without an assembler. Your local Radio Shack dealer can provide you with an EDTASM + ROM pack, which will give you the capabilities that you desire. Radio Shack is expected to have an Assembly-language book written specifically for the CoCo by the time this article appears in print. At this writing, the "6809 Bible" is a book entitled *6809 Assembly-Language Programming*, by Lance Leventhal.

**Q.** I own a 16K Extended Basic CoCo. I am very familiar with the Basic language. However, I would like to learn Assembly language. I recently bought a book for the Motorola 6809, but I can't understand it. I would like to buy a good book for Assembly language. Do you have any suggestions?

**A.** I assume you bought the Leventhal book. It is very comprehensive, but is not quite designed for the beginner. I have not seen it yet, but the new Radio Shack book would probably be more suited to your needs. There is also a book entitled *Assembly-Language Graphics*, by Don Inman, which uses the Micro Work's SDS80C editor/assembler. If you have that assembler, Don's book could be quite useful.

**Q.** I have Color Scripsit and an Epson MX-80 printer. I get garbage between the two. How do I correct the situation?

*Kenneth Dunlap  
Oswego, NY 13126*

**A.** There are a number of possibilities. First check to see that your Color Basic ROM is version 1.1. This can be determined by typing EXEC 41175.

If the computer displays "Color Basic 1.0," you have the old ROM with the 7-bit printer driver. A replacement ROM is available for \$36.30 from Radio Shack National Parts (part #AXX3052). Also, the baud rates must be compatible; when turned on, the CoCo's baud rate is 600.

**Q.** I have read that you can repair sticky Color Computer keys with a quality tuner cleaner or graphite. However, once I get the keyboard off, how do I access the individual keys to repair them?

Another problem I have is what appears to be internally generated radio-frequency interference. It disappears when

I disconnect and reconnect the cable to the TV, then develop again later on. This is rather disconcerting when playing fast-action video games.

Finally, some vendors are advertising joysticks they claim are superior to Radio Shack's. Since I'm having a problem with a couple of my maze games, would an investment in one of these be prudent?

*Steve McGibney  
Fort Belvoir, VA 22060*

**A.** I would not use graphite; it is a conductor! You do not need to disassemble the keyboard; spray alongside the keys with tuner cleaner, working them up and down, and wipe off the excess with a lint-free cloth. A better solution might be to replace your keyboard with one of those commercially available.

A lot of the interference that you describe is due to the audio cable used to connect the CoCo to the TV switch box. It should have been made of coaxial cable to minimize interference. You can replace it with a 6-foot VTR video/audio cable, part #15-1535, for \$3.99 at your local Radio Shack store.

It is rumored that Radio Shack is going to be selling a new version of the Wico potentiometer joystick. The Wico stick designed for the Atari contains switches for direction only and will not work with all CoCo software. Kraft, Spectrum, and Endicott also market potentiometer joysticks. Are they worth it? That depends on how much of a game fanatic you are. Some of these sticks run in excess of \$100 per pair.

**Q.** Could you help me find the treasure chest in Radio Shack's Color Pyramid?

*Kevin Collom  
Brighton, TN 38011*

**A.** Part of the fun in an adventure is finding the solution for yourself. However, I will say that the treasure chest is in the maze of twisty little passages, all different, and you cannot find the treasure chest until after your treasure has been stolen and put into the chest.

**Q.** I have a Color Computer with Extended Basic and 16K. I have started my own business, Moose Software. I have a series of adventure games, but I need to find out one thing to make them look more professional: how to get scroll protection for the Color Computer.

*Bruce Esposito  
Olney, MD 20832*

**A.** Scroll protection is accomplished with the statement POKE359,0. After execution of this statement, only POKES to screen memory and PRINT@s will show up on the screen. To restore normal operation, execute a POKE359,126.

**Q.** How do you send 8 bits to the Radio Shack Line Printer VII?

I have read an Assembly-language program in *80 Micro*, Oct. 1982, p. 304, on how to do this on a 4K standard

computer.

But how do you do this with a 16K Extended Basic machine and use EDTASM+ and the LP VII?

I am enclosing the program listing from *80 Micro*.

*Richard Jensen  
Madera, CA 93637*

**A.** I see from your listing that you ORGed the machine-language program at \$0000. If you did not load the program with an offset, it will wipe out Basic's pointers and your machine goes to never-never land. Since the program is 56 bytes long, you should start with a CLEAR 200,16326 and then CLOADM "DRIVER",16327. You should also be sure to have the appropriate DIP switch set for 8 bits on your LP VII when using this driver.

A permanent solution would be to replace your 1.0 Basic ROM with the newer version 1.1 (Radio Shack part #AXX3052 at \$36.30). You could then leave your printer in 8-bit mode all the time.

**Q.** I have a TRS-80 Videotex terminal and I want to know if it is possible to convert the Videotex to a Color Computer. I inquired at the Radio Shack repair center and they said that it was not possible.

*Roger Cremer  
Salem, SD 57058*

**A.** Yes, it is possible (anything is possible), but is it worth the trouble? To do the conversion would require copies of the service manuals of both machines at a cost of about \$30. It would cost \$36.30 for the standard Basic ROM. Most likely, you would want to replace the PC board at over \$100, unless you are into wire-wrapping. With the Color Computer retailing at \$199 and the Videotex at \$99, your best bet is to eat the \$99 Videotex and buy a CoCo, unless your local Shack store takes trade-ins.

**Q.** I have a 16K Color Computer with Extended Color Basic. I have a problem with the ROM pack version of Spectaculator. The computer has to strain to handle moderately large amounts of data with Spectaculator.

There are two major problems that I have encountered after entering about 7K bytes:

● My worksheet contained about 50 lines and about 10 columns of data. With the "calculate" command I wanted to calculate percentages associated with the various columns—e.g., column 3 divided by column 1, column 5 divided by column 1, column 7 divided by column 1, and so on. This calculation takes three to five minutes. Is this standard on this computer?

● After about 90 minutes of working with this program, the computer stops functioning. The cursor splits apart, moving in two directions at once. Columns of data merge, and characters appear in haphazard fashion all over the worksheet. Worst of all, my data is lost. The local Radio Shack dealers have been attentive to, but not helpful with my problem. I have received two replacement ROM packs and a new computer. Nothing has helped. Finally a local Radio Shack salesman told me that he suspects that the

machine is overheating. What do you think? My only solution so far is to work with Spectaculator for a maximum one hour at a time. I would appreciate any suggestions.

*Lawrence Schofer  
Philadelphia, PA 19119*

**A.** As far as the speed is concerned, you are doing about 400 floating-point divisions, which makes three to five minutes sound reasonable for any micro.

The other problem sounds more interesting. The overheating theory is plausible, but I use my machine for hours on end with the disk ROM pack plugged in without a similar problem. Some ways to prevent overheating (if that is the problem) include putting a heat sink on the SAM chip, painting the inside of the RF cage black, or installing a cooling fan.

Judging by your description, I suspect that there is a bug in the Spectaculator software. My theory is that the program is crashing into the system stack, which would cause the computer to go bananas as you described. In order to check the validity of my theory, you need to try one of your 7K problems on a 32K machine. If my theory is correct, you would be safe as long as you stayed below 23K of data on the 32K machine. Has anyone else experienced this problem? Did you solve it? If my theory is correct, please let us know. ■

## MULTIPOINT

FOR THE **Color Computer**


The **multiport** expansion board allows up to four **COLOR COMPUTER** peripherals to be attached to the computer at once. Any of the four ports can be selected with a single **POKE** command. A **LED** indicates the port currently selected.

**Disks and absolutely anything designed for the COLOR COMPUTER expansion port can be used with the MULTIPOINT. Imagine having a DISC, PRINTER, MODEM, VIDEOTEX and a CLOCK CARTRIDGE all on-line with your computer. Or how about four ROM-CARTRIDGES for up to 64 K of extra software. The combinations are limitless! The MULTIPOINT comes assembled and tested for \$99.50**

The optional **AC** adapter is \$14.95; shipping-\$5.00  
To order send check or M.O. to:

**MAPLE LEAF SYSTEMS**  
P.O. Box 2190, station 'C'  
Downsview, Ontario

 92  
**M/C & VISA call:**  
**CANADA M3N 2S9 (416)736-1504**



- Professional, low profile, finished appearance.
- U.S. made—high quality, quad gold contacts.
- Smooth "Touch Typist" feel—no sagging.
- Original key layout.
- No soldering—fast, simple installation.
- No special software required.
- Individually boxed with full instructions.
- **Only \$69.95.**

**AT YOUR FAVORITE DEALER OR DIRECT FROM**

**M-D**

\* Computers produced after approximately October 1982 require an additional keyboard plug adapter. Please add \$4.95.

ALL ORDERS: Please add \$2.00 shipping and handling in the Continental U.S. All others add air shipping and \$3.00 handling. California residents add 6% sales tax. Foreign orders please remit U.S. funds. We accept VISA and MasterCard.

**FOR  
SOFTWARE**



**NEW ARCADE GAMES**

GLAXXONS / EL BANDITO / COSMIC CLONES / BUMPERS

**OTHER GREAT ARCADE GAMES**

HAYWIRE / ASTRO BLAST / CAVE HUNTER / SPACE RAIDERS  
Arcade Games, Cassettes 24.95—Require 16K / Discs 29.95— Require 32K

**ADVENTURE GAMES**

CALIXTO ISLAND / THE BLACK SANCTUM  
Adventure Game Cassettes 19.95—Require 16K

**Mark Data Products**

4001 ALICIA PKWY., NO. 207, MISSION VIEJO, CA 92691 (714) 768-1551

Software Authors—Contact us for exciting program marketing details.

# Re:FLEX

## THE FILE MANAGEMENT SYSTEM

by David L. Wasler

This month I'll look at the file-management system and its various sections to see how they relate to the FLEX DOS. I'll cover the file-management-system file-control block and the file-management-system function codes. In my first column, I promised a listing of the disk-drive input- and output-routine jump addresses

for each version of Color Computer FLEX, and that's just what you'll find in Table 1.

What is the file-management system (FMS)? It is the heart of FLEX DOS. Without it you couldn't read data from the disk, write data to the disk, or communicate with the disk hardware. It also provides the structure needed to keep the data in order.

The FMS has 20 commands called the function codes, which tell the FMS how to function (read or write a sector, delete a file, and so on). The FMS must also have a buffer area of 320 bytes called the file-control block (FCB).

A well-written DOS must have a very efficient FMS, and it must be able to handle the different types of files, such as Basic, binary, and text. It must also be able to read and write files from a fragmented disk.

You can create a fragmented disk by deleting a file. Assume, for example, that you delete a file on track 1, sectors 3, 4, and 5. Assume again that you create more free sectors on the same disk by deleting another file on track 3, sectors 4, 5, and 6.

When you write a file to that disk, the FMS reads the system-information record on track 0 of the designated drive to find out what sectors are free. Then it writes part of the new file to the available sectors on track 1 and puts the rest of the file into the open sectors on track 3, thus creating a fragmented file.

The FMS can be divided into three parts: the FMS, the FCB, and the function codes.

FMS refers to a group of three sub-routines that oversee the whole FMS. They have three entry points (see Table 2) that are the starting addresses of the subroutines the FLEX DOS calls upon when it wants to send data to and from the disk drive via the FMS. The FMS creates a file, which it

|           | Atomic City       | DataComp    | Flexplus   | Frank Hogg |
|-----------|-------------------|-------------|------------|------------|
| READ      | \$DE00 JMP \$F345 | LBRA \$DE7A | JMP \$DE7C | JMP \$E0B0 |
| WRITE     | \$DE03 JMP \$F3DE | LBRA \$E0DA | JMP \$DF53 | JMP \$E12F |
| VERIFY    | \$DE06 JMP \$F41C | LBRA \$E12F | JMP \$DFA9 | JMP \$E2A8 |
| RESTORE   | \$DE09 JMP \$F42E | LBRA \$E13C | JMP \$DFBE | JMP \$E300 |
| DRIVE     | \$DE0C JMP \$F441 | LBRA \$E15A | JMP \$DFCE | JMP \$E32C |
| CHKRDY    | \$DE0F JMP \$F47D | LBRA \$E1B3 | JMP \$E016 | JMP \$E35# |
| QUICK     | \$DE12 JMP \$F47D | LBRA \$E1B3 | JMP \$E03F | JMP \$E352 |
| INIT      | \$DE15 JMP \$FZE1 | LBRA \$DE60 | JMP \$EE0E | JMP \$E394 |
| WARM      | \$DE18 JMP \$F381 | LBRA \$DE6C | JMP \$DE4B | JMP \$E395 |
| SEEK      | \$DE1B JMP \$F39D | LBRA \$E063 | JMP \$DEE1 | JMP \$E396 |
| MOTOR ON  | \$DE1E            |             |            | JMP \$E066 |
| MOTOR OFF | \$DE21            |             |            | JMP \$E050 |
| UNKNOWN   | \$DE24            |             |            | JMP \$DF13 |
| UNKNOWN   | \$DE27            |             |            | JMP \$E03F |

Table 1. Disk-Drive-Routine Jump Table

|        |                    |   |
|--------|--------------------|---|
| \$D400 | FMS INITIALIZATION | This lets the DOS initiate the FMS when you turn on your machine.   |
| \$D403 | FMS CLOSE          | This subroutine closes the file after the FMS is finished passing data to and from the disk drive.  |
| \$D406 | FMS CALL           | This subroutine passes data to and from the disk drive. To accomplish this task, the FMS must use the file-control block (FCB). The FCB isn't a subroutine, but an area of memory set aside to pass or receive variable information and data to or from the disk drive. I'll take a closer look at the FCB later. |

The FMS must have a global variable area that holds the pointer to the FCB. These pointers are as follows:

|                    |  |
|--------------------|--|
| \$D409-\$D40A      | Points to the start of the FCB.  |
| \$D40B-\$D40C      | Points to the last FCB address that the FMS uses.  |
| \$D40D-Verify Flag | Tells the FMS to write verification, if needed, after a sector is written, if this address is nonzero. |

Table 2. File-Management-System CALL



can then pass as data to and from the disk. It can also read and write a random byte from a sector. The FMS is initializing when you turn the computer on.

The FCB is a dedicated block of 320 bytes of memory (see Table 3). The FCB memory has only one purpose: to serve as a buffer area for the FMS to use in passing data to and from the disk drive. These 320 bytes can be placed anywhere in memory, but the normal FLEX location is from hex \$C840-\$C97F.

The first and most important byte in the FCB is the function-code byte at address \$C840. It informs the FMS of the type of operation it must perform.

If you want to read or write a single sector, delete a file, rename a file, or find the next drive, look at Table 4. Note that a hex \$09 is the function code for a single-sector read. This should be loaded into address \$C840.

The next byte is the drive number at \$C843. The next 11 bytes, \$C844-\$C84E, are for the file name and extension. Track information is at address \$C85E, and sector information is at \$C85F. Addresses \$C881-\$C971 are for data. I recommend that you study Table 3.

The FMS function codes consist of 20 command numbers, 0-20 decimal, or \$0-\$14 hex (Table 4). Technical Systems Consultants has designated these 20 commands to inform the FMS of the type of operation it must perform: read or write a sector, delete a file, or rename a file. Note that all these commands in Table 4 have a function number, all of which go into address \$C840. Without the function code there could be no FLEX09 DOS.

## Using the FMS

Before you can call one of the FMS subroutines, you must set up the FCB area (Table 3). The first 59 of its 320 bytes inform the FMS of the file parameter. The next 252 bytes are the data. To use the FCB you must have a complete understanding of Table 3 and what each byte does.

If you decide that you want to read a single sector, Table 4 shows that the function code for reading a single sector is a hex \$09. The FMS needs to know whether to read or write a single sector. Open the directory and read or write a single sector. Assume that you

| Address       | Byte                      | Explanation   |
|---------------|---------------------------|---|
| \$C840        | Function Code             | This byte holds the 20 function codes, before the CALL to the FMC subroutine at address \$D406.   |
| \$C841        | Error Status              | This byte holds the error number, if one was detected during an FMS CALL.   |
| \$C842        | Activity Status           | This byte is set to a one if the file is open for a read, or a two if it is open for a write.   |
| \$C843        | Drive Number              | This byte holds a drive number between 0-3.   |
| \$C844-\$C84B | File Name                 | These 8 bytes hold the name of the file to which you are referencing (must not be more than 8 bytes).   |
| \$C84C-\$C84E | Extension                 | These 3 bytes hold the extension of the referenced file (example: BIN, TXT, CMD, etc.).   |
| \$C84F        | File Attributes           | Only the upper 4 of these bytes are used for a disk- or file-protect status. By setting one of these bits high, you invoke one of the protect statuses.<br>Bit 4 = Catalog-Protect<br>Bit 5 = Read-Protect<br>Bit 6 = Delete-Protect<br>Bit 7 = Write-Protect |
| \$C850        | Unknown at this time.     |   |
| \$C851-\$C852 | Disk Address              | These 2 bytes contain the starting track and sector number of the working file (the one being presently used by the DOS).   |
| \$C853-\$C854 | Ending Disk Address       | These 2 bytes contain the last track and sector number of the working file.   |
| \$C855-\$C856 | File Size                 | These 16 bits indicate number of sectors to the file.   |
| \$C857        | File Sector Map Indicator | This byte indicates whether or not the file is a random-access file.  |
| \$C858        | Unknown at this time.     |   |
| \$C859-\$C85B | File-Creation Date        | These 3 bytes tell when the file was created.   |
| \$C85C-\$C85D | FCB List Pointer          | These 2 bytes contain the last FCB pointer byte.  |
| \$C85E-\$C85F | Current Position          | These 2 bytes contain the current track and sector number being read into or written out of the FCB buffer.   |
| \$C860-\$C861 | Current Record Number     | These 2 bytes contain the current sector number.  |
| \$C862        | Data Index                | This byte keeps track of the byte being read into or written out of the FCB buffer.   |
| \$C863        | Random Index              | This byte contains the address of the random byte being read in from the sector.  |
| \$C864-\$C86E | Temporary storage         | Used by the FMS to hold the name of the working file.   |
| \$C86F-\$C871 | Current Directory Address | These 3 bytes contain track and sector number and starting data of directory information.   |
| \$C872-\$C874 | Directory Pointer         | These bytes keep track of free space in the directory.  |
| \$C875-\$C87F | Scratch Bytes             | These bytes store the file name and extension for the NAME command.   |
| \$C880        | Space Compression Flag    | This byte tells the DOS if a file is compressed or not when it is read into or written out of the FCB buffer.   |
| \$C881-\$C971 |                           | These 256 bytes are sent to the disk or read in from the disk. The system uses the first 4 bytes to find the next track and sector if the file uses more than one sector.   |

Table 3. File-Control Block (FCB) Area

want to read a single sector. Load the drive number from which you wish to read into address \$C843. Next, load the track number into address \$C85E and the sector number into \$C85F.

Now you must decide on which FMS subroutine to use. The most likely is the one at address \$D406, because this FMS CALL is used most often and is easiest to understand. Again, to use the FMS CALL you must set up the FCB area.

Before setting up the FCB, you must tell the FMS where the FCB resides. You do this by loading an address into the X register. FLEX normally sets it to \$C840 when making a FMS CALL. In Table 3, address \$C840 is called the function-code address. Look at the FMS function code

and find function 9, which is a read single sector.

You can load the code value of hex \$09 into the A or B register and then store it into the address \$C840. Next, you must load the A or B register again, this time storing the drive number into location \$C843. Store the track and sector information into addresses \$C85E and \$C85F, using the same register. Finally, make a jump to the FMS address \$D406.

The code will look something like the following:

```
LDX #C840      Start of FCB
LDA #09        Function code number
STA 0,X        Function code address
LDA Drive Number
STA 3,X        Drive Address
LDA Track Number
```

```
STA 30,X       Track Address
LDA Sector Number
STA 31,X       Sector Address
JMP #D406      Call to FMS
```

The above program will run, but after the JUMP to the FMS CALL, you'll need a return to your system monitor or the program will run away. Once you are back into monitor, you can examine memory area \$C880-\$C97F and find out what you read into those locations.

If you now decide to write a specific track and sector, it would be the same, except that the data you wish to write to this sector would go to the FCB data before you invoke the program. A program to write to a specific track and sector would look something like this:


```
LDX #C840      Start of FCB
LDA #0A        Function Code Number
STA 0,X        Function Code Address
LDA Drive Number
STA 3,X        Drive Address
LDA Track Number
STA 30,X       Track Address
LDA Sector Number
STA 31,X       Sector Address
JMP #D406      Call to FMS
```

As before, you must return to your monitor or the program will run away. Warning: Exercise great care when learning about the FMS area. Use only a working disk in the work drive. Use only a copy of the FLEX System program in the system drive and make sure it is write-protected. ■

Write David Wasler c/o HOT CoCo, 80 Pine St., Peterborough, NH 03458.

|             |                                       |
|-------------|---------------------------------------|
| Function 0  | Read or write next byte or character  |
| Function 1  | Open for a read                       |
| Function 2  | Open for a write                      |
| Function 3  | Open for update                       |
| Function 4  | Close a file                          |
| Function 5  | Rewind file                           |
| Function 6  | Open directory                        |
| Function 7  | Get information record                |
| Function 8  | Put information record                |
| Function 9  | Read single sector                    |
| Function 10 | (\$0A) Write single sector            |
| Function 11 | (\$0B) Unknown                        |
| Function 12 | (\$0C) Delete a file                  |
| Function 13 | (\$0D) Rename a file                  |
| Function 14 | (\$0E) Unknown                        |
| Function 15 | (\$0F) Next sector                    |
| Function 16 | (\$10) Open system-information record |
| Function 17 | (\$11) Get random byte from sector    |
| Function 18 | (\$12) Put random byte into sector    |
| Function 19 | (\$13) Unknown                        |
| Function 20 | (\$14) Find next drive                |


Table 4. File Management-System (FMS) Function Code



## ALPHACOM 42 & 81

FAST, QUIET, THERMAL GRAPHICS PRINTERS  
FOR THE COLOR COMPUTER

ALPHACOM 42      40 COLUMN PRINTER      ONLY \$159.95  
ALPHACOM 81      80 COLUMN PRINTER      ONLY \$209.95



Features full 96 character ASCII set with 8 programmable ASCII codes. Bit mapped graphics capability. Uses roll or fanfold thermographic paper. Cable/roll of paper included, compact, light-weight, award-winning design. Fast, accurate 80 character/second printing. No maintenance required. 30 day money back guarantee if not satisfied. We pay shipping on prepaid orders within the continental U.S. Outside U.S. and C.O.D.'s must send \$10.00 to cover shipping and handling before order will be processed. We accept Visa and Mastercard. Dealer inquiries welcome.

Order from:

**KELCO INTERNATIONAL • P.O. BOX 7172 • JACKSONVILLE, FL. 32210 • (904) 771-9076**

# JUST RELEASED . . . . TO A COLOR COMPUTER NEAR YOU! POWERFUL SOFTWARE FOR THE POWERFUL MICRO IN YOUR COLOR COMPUTER

Enter the COLORMATE™, a hardware expansion for the Radio Shack Color Computer to harness the capability of the 6809 microprocessor inside. The COLORMATE expands any standard Color Computer with 16K and floppy disk to allow operation of SDOS®, a time proven operating system, and powerful program development tools with sophisticated disk file access facilities, thus making professional tools available at very low cost.

## ★ STARRING: ★

64K RAM  
Programmable baud-rate RS 232 port  
Real-time clock  
SDOS disk operating system  
SD BASIC Compiler  
6809 Assembler  
Text Editor  
Utilities

## ★ SUPPORTING CAST: ★

Up to 4 Radio Shack disk drives  
5 Megabyte or larger Winchester  
Serial I/O to 9600 baud

## ★ DIRECTED BY ★

### ★ SDOS: ★

2 seek max random access  
Record sizes independent of disk  
Typeahead  
True upper/lower case display  
Control characters on keyboard  
Succinct system call interface

## ★ SPECIAL EFFECTS BY ★

### ★ BASIC COMPILER: ★

Super-fast execution  
Long variable names  
Line labels  
True subroutines with parameters  
Sequential or random access to files  
Complete error trapping at runtime

## BEST OF ALL . . . . NO HARDWARE MODIFICATIONS!!!! JUST PLUG IT IN!

The COLORMATE is priced at \$495.00. Write for more details. Word processing and accounting applications are available separately. A Winchester disk drive is also available. Dealer inquiries are invited.

SDOS is a registered trademark of Software Dynamics.  
ColorMate is a trademark of Alta Systems Inc.

## COMPUTER SYSTEMS DISTRIBUTORS

PO BOX 9769

Anaheim, California 92802

(714) 772-1390

↪393

# Reader's Forum

Hot CoCo pays \$25 for each submission to Reader's Forum used. In the case of duplicate submissions, we will make our selection on the basis of the earliest postmark.

## Installing a Power-On Light

You might have noticed that the top left of the CoCo or TDP-100 gets hot. This is because power is constantly going to the transformer, even if you've turned the computer off. You can only cut the power by unplugging the computer or by putting a switch in the cord. With this done, a power-on light will let you know when there is voltage going into the machine.

To install the power-on light, purchase a package of neon lamp assemblies, even though you'll need only one of them. I bought mine from Radio Shack (RS #272-708).

Take the top off the computer and drill a hole to accept the neon lamp. Mount it somewhere on the front of the case. Connect the wires to the ac-in side of the transformer. You can make the connection before or after the fuse (see Fig. 1).

Now when you plug in the computer, the new neon light will come on immediately, telling you there is power going to the transformer.

Barry Ruchalski  
720 Raymond St.  
Elgin, IL 60120

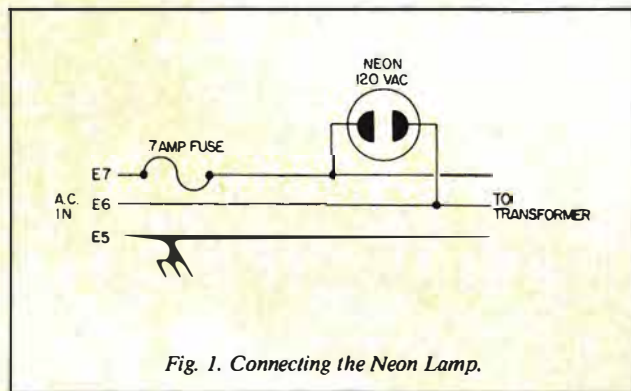


Fig. 1. Connecting the Neon Lamp.

## Check Your Printer Status

Tired of sitting and watching a locked-up screen when your little silver box should be sending data to your printer? Is it a hardware problem? More often than we'd like to admit, it's probably a "wetware" problem—forgetting to turn the printer on in the first place.

In PEEKing through memory associated with the peripheral interface adapter (PIA), I found at least two locations that change predictably when the printer is on or off: &HFF22 (65314) and &HFF26 (65318). When the printer is on-line and ready, these locations always yield a 4; when the printer is off, they yield a 5 or 7.

The fact that they're either odd or even allows you to compare them by dividing by 2 and using the INT statement.

So, before you send your data to the printer, incorporate this short subroutine in your programs:

```
10 IF PEEK(&HFF22)/2 = INT(PEEK(&HFF22)/2) THEN 50
20 PRINT @ 452, "TURN ON PRINTER,DUMMY!":SOUND 200,15
30 INPUT "PRESS <ENTER> TO CONTINUE";ENT$
40 IF ENT$ <> "" THEN 30 ELSE 10
50 RETURN
```

Try it and you won't find the CoCo (or you) asleep at the switch.

Stephen R. Brown  
3601 W. Richwoods Blvd.  
Peoria, IL 61604

## Defined Variables as Starting Points in FOR...NEXT Loops

Perhaps some readers have had trouble using defined variables as starting points in FOR...NEXT loops, IF...THEN...ELSE routines, and so on. There have even been articles stating that you cannot use them with the CoCo. But by preceding certain command words with a space or by enclosing the variables in parentheses, you can overcome such problems. (The space before command words is much easier and consumes less memory.)

The following are some examples of routines that will and will not work:

```
10 INPUT "C";C:FORI = CTO10:?!;NEXT
(Will not work—needs space before TO.)
```

# Reader's Forum

```
10 INPUT "C";C:FOR I=C TO 10:?:I::NEXT
(This is OK—note space.)
```

```
10 INPUT "C";C:FOR I=(C)TO 10:?:I::NEXT
(This is OK—note parentheses.)
```

That the TO must be preceded by a number of a delimiter seems to be a quirk in the Microsoft Color Basic. In the example above, the space and the parentheses are both delimiters and create no problem for the program. The quirk occurs elsewhere, so to avoid problems in these areas, conform to the following when using defined variables:

- In FOR...TO...NEXT...STEP statements, precede TO and STEP with a space.
- In IF...THEN...ELSE statements, precede THEN and ELSE with a space.
- In ON...GOTO and ON...GOSUB statements, precede GOTO and GOSUB with a space.

Please keep in mind that although the number 1024 and the statement &H400 represent the same value, the statement &H400 falls under the same rule as a variable and must be enclosed in parentheses or followed by a space, as in this example:

```
10 FOR X = &HA000 TO &HBFFF:?:CHR$(PEEK(X))::NEXT
```

*Howard B. Culbreth  
419 Mt. Vernon Drive  
Tabb, VA 23602*

# COLOR COMPUTER SOFTWARE

COMPLETE YOUR WORD PROCESSOR

## SPELL—RITE

THE Cassette Spelling Verifier

You've got the best word processor. Now complete your system with the best spelling verifier. Spell-Rite is a convenient, fast way to insure that all of your documents are letter perfect. Spell-Rite was designed specifically for cassette-based word processors. Like Yours!

Spell-Rite is easy to use, completely menu driven.

Spell-Rite is Fast! You can verify a 1000 word document in under 9 minutes - including cassette I/O.

Spell-Rite is complete. It comes with its own 10,000+ word dictionary which you can expand. Also included is a superb manual.

Spell-Rite works with any word processor that generates ASCII tape files, such as Color Scripsit, Super Color Writer and Telewriter 64. 32K of RAM and Extended Basic are required.

Cassettes and manual \$59.95

## DISK BASIC AID

DISK BASIC  
MADE BETTER

Your Color Disk Basic is one of the most powerful Basics on any computer. Add Disk Basic Aid and it also becomes one of the easiest to use! The Basic Aid package will make developing and entering Basic programs a snap. Here are just *SOME* of the great features Basic Aid contains.

- Full Screen Editing
- Automatic Line Numbering
- 2 Key entry of Basic keywords
- Cross Reference
- Automatic Key Repeat
- User definable keys

*PLUS:* Label support! This unique Basic Aid feature is a vast improvement in the Basic language. Label any line you want and use that label in all calls to that line. Forget about line numbers, just call routines by name like this:

"ON A GOTO ENTERCHECKS, PAYABLES, EXIT"

A real time saver. And for transportability Basic Aid will convert all labels to line numbers.

These and other great features make Basic Aid a 'must' for anyone who writes or modifies Basic programs. Basic Aid runs on 32K or 64K Disk systems. It comes with complete documentation and our new, heavy duty keyboard overlay.

Disk Basic Aid \$49.95

## SPECTRUM — STICK

Put the joy back into color computing with the Spectrum Stick. This heavy duty joystick gives you a true feel of control. And it comes with an extra long cable and power on/off LED.

"...the feeling of this joystick is superb" March 1983, 80-Micro

TX: add sales tax \$39.95

Send check or money order for total purchase price, plus \$1.50 S & H. Charge cards include all embossed information.

- Spell-Rite  Disk Basic Aid  
 Spectrum Stick  Send Free Catalog

SEND to

**Eigen  
Systems**

P.O. Box 180006  
Austin, Texas 78718  
(512) 837-4665

Name \_\_\_\_\_

Address \_\_\_\_\_

A \_\_\_\_\_

154

\*\*\*\*\*

**NEW** for the Color Computer TRS-80  
**'COCOCASSETTE' SUBSCRIPTION SOFTWARE**

\* TRS 80 IS A TRADEMARK OF TANDY COMPANY



ENJOY A MONTHLY COLLECTION OF 8-10 PROGRAMS!  
Including games, education, home finance and more: on cassette for as low as \$5.00 a month! Add some action and imagination to your Color Computer... Best of all, we do the work!

**PRICES**

|                        |         |
|------------------------|---------|
| 1 YR (12 ISSUES) . . . | \$55.00 |
| 6 MO (6 ISSUES) . . .  | \$30.00 |
| SINGLE COPIES . . .    | \$ 6.00 |



—MICHIGAN RESIDENTS ADD 4% TO ORDER  
—OVERSEAS ADD \$10.00 TO SUBSCRIPTION AND \$1.00 TO SINGLE COPIES

**616 396-7577**



PROGRAMS ARE FOR EXTENDED BASIC MODEL ONLY. ISSUES ARE SENT FIRST CLASS.

**SUBSCRIPTION SOFTWARE**

master charge 236 SEND CHECK OR MONEY ORDER TO: 

**T & D SOFTWARE P.O. BOX 256-C • HOLLAND, MICH 49423**

\*\*\*\*\*


# ColorQuest™

## GAMES

For The TRS-80 Color  
and TDP System 100

Fast Machine Code • Hi-res Color Graphics • Exciting Arcade Action and Sound

## Fembots' Revenge™



3-D GRAPHIC ADVENTURE

Make love not war? Not with these sultry FEMBOTS! What a tale you'll tell IF you live to tell it! Cold steel never felt so HOT! The color and excitement of ARCADE ACTION combined with the sophistication, intellectual challenge and skill of an ADVENTURE GAME doesn't fully describe this cosmic shoot'em up.

16K Tape \$29.95

32K Disk \$34.95

## BEYOND THE CIMEEON MOON™



by Kevin Herrboldt & Tim Nelson

3-D GRAPHIC ADVENTURE

A dead star . . . A derlict vessel . . . or is it? Trapped within you must venture the corridors; defend yourself against the merciless gauntlet of agents of the machine mind. A real-time, high-res, 3-D science fiction adventure game of mind-blowing magnitude.

16K Tape \$24.95

32K Disk \$29.95

## Adventure Trilogy™



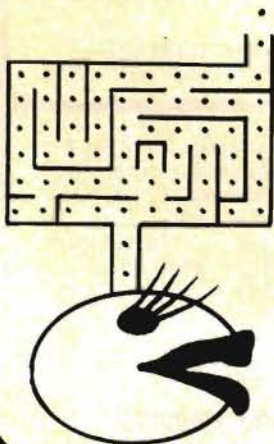
by Kevin Herrboldt & Tim Nelson

3-D GRAPHIC ADVENTURE

Clash steel with thy foe in the arena of gore. Proved worthy, go in guest of the elusive Eye of Dazmor. If ye findest the orb, hast ye the might to ward off skem and the fortitude to restore the Eye? The ultimate high-res, 3-D quest for even the most experienced adventurer!

16K Tape \$24.95

32K Disk \$29.95



## MS. NIBBLER™

by Tom Czarnecki

The ONLY Ms. game around. A must for your PAC-like game collection.

16K Tape \$19.95

16K Disk \$24.95

For Orders  
ONLY Call  
Toll Free

# 1-800-328-2737


Fast Machine Code • Hi-res Color Graphics • Exciting Arcade Action and Sound

## INTERCEPTOR™

by Scott Snyder

Goes beyond "DEFENDER" and "STARGATE" to offer the most realistic ARCADE simulation possible. Warp speed action, multi-colored terrain and long-range viewer make this game tops.

16K Tape \$19.95  
32K Disk \$24.95



## VEGAS GAMEPAK™

by Dan Nelson

Why fly to VEGAS when you can have a casino at home! The VEGAS GAMEPAK is five action packed games with great graphics & sound. SLOT MACHINE - BLACKJACK - UP AND DOWN THE RIVER - CRAPS & KENO.

16K Tape \$19.95 16K Disk \$24.95

## THE NIBBLER™



by Tom Czarnecki

Fast paced maze chase game will entertain the entire family.

16K Tape \$19.95  
16K Disk \$24.95



## KOMET-KAZE™

by Tom Czarnecki

Shades of smartbombs and hurtling comets! Defending your planet from invasion was never so challenging. Disruptor fire is your main defense against the fierce alien attacks.

16K Tape \$19.95 32K Disk \$24.95

## ColorQuest™

A Division of Softlaw Corp. 612/881-2777  
9072 Lyndale Ave. So., Minneapolis, MN 55420

**AUTHORS' SUBMISSIONS ARE ENCOURAGED**

Available at Dealers everywhere.

If your Dealer is out of stock ORDER DIRECT!

### ORDERING



Customer service and product support call (612) 881-2777  
Make checks or money orders payable to Nelson Software Systems. Personal checks allow 3 weeks.  
MAIL ORDERS: \$2.00 U.S. Shipping (\$4.00 CANADA \$10 OVERSEAS) Add \$2.00 for C.O.D.  
ORDERS SHIPPED SAME DAY!

# REVIEWS

**Colortext**  
**Bertamax Inc.**  
101 Nickerson St.  
Suite 202  
Seattle, WA 98109  
\$79.80, 32K, one disk

**Colored Fonts**  
**Renaissance Game Designs**  
P.O. Box 1232  
Montclair, NJ 07042  
\$24.95, 16K cassette  
\$29.95, 16K disk

by Steve Brown

One of the Color Computer's more vexing idiosyncracies is its inability to combine text and graphics on a single screen. The finest programs featuring peacock graphics turn into ugly ducklings when text must be displayed, because the CoCo must flop back to the familiar dull, green text screen. One way to overcome this is to laboriously invoke the DRAW command and draw each letter of text, ever so slowly, on the graphics screen.

Now, however, there are simpler, more elegant ways. Two new programs, Colortext by Bertamax Inc. and Colored Fonts by Renaissance Game Designs, provide simple solutions to putting snazzy text on your hires screen. Both products produce a similar result, in similar ways.

## Colortext

Colortext, one of the Micro School Programs by Bertamax Inc., is a machine-language program that interrupts the return-to-text screen during text displays. It also interrupts INPUT or INKEY\$ functions, translates all printed characters into high-resolution characters, and prints them on the screen as if they were normal text.

Used in its simplest form, Colortext replaces the text screen with a PMODE 4 screen, fully supporting the PRINT@ function and text scrolling, while still allowing high-resolution graphics to be displayed on the same

## REVIEW CONTENTS

|   |           |
|---|-----------|
| <b>Colortext</b>                                    | <b>48</b> |
| <b>Colored Fonts</b>                                | <b>48</b> |
| <b>Fundgraf</b>                                     | <b>52</b> |
| <i>TRS-80 Extended</i>                              |           |
| <i>Color Basic</i>                                  | <b>53</b> |
| <b>Robot Battle</b>                                 | <b>53</b> |
| <i>TRS-80 Models I, III,<br/>and Color Computer</i> |           |
| <i>Interfacing Projects</i>                         | <b>54</b> |
| <b>CCP-1 Serial Interface</b>                       | <b>55</b> |
| <b>Space Race</b>                                   | <b>55</b> |
| <b>Defense</b>                                      | <b>55</b> |
| <b>Color Graphics Editor</b>                        | <b>56</b> |
| <b>CoCo Cooler</b>                                  | <b>58</b> |
| <b>Robottack</b>                                    | <b>58</b> |

*edited by Janet Fiderio*

screen. But, beyond making your regular screen much more pleasant to work with, Colortext also supports PMODE 3, different-colored text letters, background color changes, size scaling of letters, full upper- and lowercases, AND/OR/XOR writes, and full ability of the programmer to create and use unique character type styles.

The program also lets you redefine the cursor character and disable the break key. If you're huffin' and puffin' to keep up with these features, add in the ability to handle Model I and III graphics and control codes, which, according to the program's authors, allow easier conversion of Model I and III programs to the CoCo's vocabulary.

Colortext requires 32K and is available only on disk. According to the authors, user programs of up to 16K will run with Colortext on 32K machines.

The program is a text driver for its own graphics codes. Its functions can be incorporated in any Basic program and called up with a simple command set. Extended Basic is fully supported. The key command phrase is PRINT CHR\$(1)CHR\$(X)CHR\$(Y), where X and Y are control codes defined

in the Colortext manual. For example, to change your screen to display all characters in black on a white background, type PRINT CHR\$(1)CHR\$(4)CHR\$(255).

## Features and Functions

Table 1 is a synopsis of functions supported by the control codes. A more thorough investigation of the codes reveals the simplicity of their uses. Following is a brief description of the functions: Two foreground codes flip-flop between red and blue characters on the screen. As the Colortext manual points out, a quirk of the Color Computer causes either red or blue to be set up as the default color when the computer is turned on.

The command PRINT CHR\$(1)CHR\$(2)CHR\$(85) changes blue to red and PRINT CHR\$(1)CHR\$(2)CHR\$(170) reverses the colors. This command allows the user to print letters (or characters) in color. Also, some gentle string manipulation lets you print different-colored characters on the same line.

The command PRINT CHR\$(1)CHR\$(4)CHR\$(255) initializes the screen display to white with black characters. To reverse the effect, type PRINT CHR\$(1)CHR\$(4)CHR\$(0), yielding white characters on a black background. Finally, to reverse everything, type in PRINT CHR\$(1)CHR\$(4)CHR\$(255). These commands may be given from the command mode or embedded in your Basic programs.

Character size is controlled by the PRINT CHR\$(1)CHR\$(5)CHR\$(Y) command. CHR\$(5) is a constant scaling code, while the Y code generates the relative size of the letter in a range from 1 to 15 times normal size.

Colortext does not, however, just increase the size of the characters, but increases the scale of the screen. In effect, invoking the command for increased size takes the entire screenful of characters and blows them up; what you see on the screen is only a window showing a part of the screen.



The normal OK prompt goes off the top of the screen, and any command typed in goes off the bottom of the screen, where it remains unseen until it scrolls up later. The whole effect is a lot like looking at a 1-inch square area of an 8-by-10 photo. I haven't found much use for this feature.

Screen scrolling is supported, being variable in speed with the general command `PRINT CHR$(1)CHR$(6)CHR$(Y)`. Six scrolling speeds are offered,  $Y=1, 2, 3, 4, 6,$  and  $12$  with the default being  $3$ . Once the program is executed, you can decide what scrolling speed you want, and it will remain constant until you turn the computer off. I found that a speed of  $3$  was too slow for my liking; a speed of  $12$  rolls the lines more like the normal CoCo.

Colortext offers an engaging animation technique by using an exclusive OR (XOR) mode of putting characters on its graphics screen. The general command is `PRINT CHR$(1)CHR$(10)CHR$(Y)`, where  $Y$  equals zero or  $255$ . You can move characters around on the screen and they will merge (or appear to pass through) other characters without erasing the original characters. Want to shoot little arrows through the title of your next game program? XOR them to your delight.

Graphics characters, either user-defined or the Model I and III set, are invoked with the `PRINT CHR$(1)CHR$(11)CHR$(Y)` command.  $Y$  equals zero for the user-defined set, or  $Y$  equals  $255$  for Model I and III set.

If you're tired of that same old chameleon-block cursor, you can change it to any ASCII character. The standard cursor is made by printing eight



color blocks in the same spot in rapid succession.

You can define two ASCII characters—either graphics characters or keyboard symbols—to be used in place of the standard cursor. The `PRINT CHR$(1)CHR$(12)CHR$(Y)` command defines one of the cursor characters and `PRINT CHR$(1)CHR$(13)CHR$(Y)` defines the second. The  $Y$  code can be any number from  $0-255$ , corresponding with ASCII codes. For a blinking cursor, the second cursor character is defined as `CHR$(32)`, which is a blank. For a steady-state cursor, you define both characters the same.

To keep those little-kid fingers from ruining your best educational program, `PRINT CHR$(1)CHR$(14)CHR$(128)` disables the break key. However, this command also disables the `INKEY$` function and the joystick. But, an alternate `INKEY$` rou-

tine is clearly spelled out. `PRINT CHR$(1)CHR$(14)CHR$(0)` reenables the break key.

Finally, `PRINT CHR$(1)CHR$(252)` disables a Colortext program and puts you back in the land of dull, green screens.

Colortext supports differing screen resolutions as well; however, `PMODE 4` is the standard because at `PMODEs 0-3` characters are nearly unreadable unless the character size is increased. `PMODE 3` makes four colors possible while `PMODE 4` offers only two.

### Creating Your Own Characters

The character set for Colortext is the standard ASCII keyboard set with full upper- and lowercase options. Lowercase letters, with descenders, are available using the shift/0 key combination. While the standard characters are nice enough, you can design your own custom set. `ADDCHR` lets you modify, create, re-define, and edit characters. This program is written for a 32K system with a disk drive. With it you can create a character set pixel-by-pixel on an editing screen.

The editing-screen format is divided into three areas: the editing window, the character-set display, and a command window. The editing window is a large representation of an 8-by-12-pixel block. Characters as large as 8-by-12 can be created, but the normal character resides within a 5-by-7 portion of that matrix.

Five additional pixel rows are available to create true lowercase descenders. To do so, you place a small cursor, movable by use of the arrow keys, over the pixel desired. Pixels are set or erased by two keys. Once you draw the character to your liking, it is saved and displayed along with the other characters shown in the character display set.

Seven commands control the `ADDCHR` program to activate the driver program, delete character, edit character, load driver, save driver, deactivate driver, and exit. Up to 200 characters can be created or edited. The first time I tried the `ADDCHR` program, I designed and saved a whole new alphabet within about two hours. The second set went together in about an hour and a half.

Character sets you create can be saved to disk and read into the Colortext driver program. You can call

| Function              | Effect  |
|-----------------------|---|
| Foreground            | Changes blue to red                           |
| Foreground            | Changes red to blue                           |
| Foreground            | Changes to black                              |
| Reverse All           | Reverses all foreground and background colors |
| Background/Foreground | Black characters on white                     |
| Size                  | Up to 15 times normal sized characters        |
| Scroll Speed          | Six speeds of scroll                          |
| XOR Mode              | Enable/disable                                |
| Graphics Characters   | User defined                                  |
| Graphics Characters   | Model I and III graphics sets                 |
| Cursor                | Two definable characters                      |
| Break Key             | Enable/disable                                |
| Disable Colortext     | Return to text versus graphics                |

Table 1. Colortext Control-Code Functions.

# REVIEWS

them in your program just as you would text or by citing the proper ASCII code.

## Documentation

The Colortext documentation is superb. Bertamax is to be commended on the completeness and clarity of the 74-page manual. Clear instructions with examples are given for every program phase. Instructions are even given on how to incorporate Colortext on your tape programs. The 41-page technical section will delight the more byte-minded programmer, while the examples in the rest of the manual will satisfy those who are more interested in the end result.

Because Colortext is written in position-independent machine language, it is relocatable in memory. This is a particular advantage to those of us with the 64K modification, because Colortext can be placed above Disk Basic, thus leaving more memory. Colortext Version 1.1 occupies slightly more than 1.6K with the default character set supplied.

At \$79.80, Colortext isn't the cheapest product on the market, but considering the thorough documentation and its ease of use, it is a good value. The program makes the CoCo come alive with features.



## Colored Fonts

Colored Fonts is also a high-resolution text generator for combining text and graphics on the Color Computer's screen. The program lets you create a custom set of 224 upper- and lower-case (with true descenders) ASCII characters. This machine-language

program completely interfaces with Basic through software that interrupts the return to the text screen. The result—a new face for the CoCo.

The package is available in 16K or 32K, cassette or disk versions. One nice feature of the disk version is that it comes with six preprogrammed character sets ready to plug into your programs or to use as resident text on your command-mode screen. The six fonts supplied are:

- ASCII—The standard ASCII keyboard set
- Blippo—A typewriter font with serifs
- Future—A real computer-like type style
- Colossal—A regular-height, double-width ASCII
- Outline—Reminiscent of Art Deco outlined letters
- Apple—A colored letter style similar to the Apple computer's.

To use the program, you simply type: RUN"CFONTS/32K" and the program is in place with the default ASCII character set. To use another

## Wonder Why Your Color Computer™ Screen Doesn't Look Like This?

```
LIST
10 DEMO OF COLORED FONTS
20 FORK=1 TO 30 STEP 4
30 CIRCLE (200, 96), X
40 NEXT X
50 FORK=32 TO 255
60 PRINTCHR$(X);:NEXT X
70 GOTO 70
OK
```



```
RUN
!"#$%&'()*+,-./0123456789:;<=>?
@ABCDEFGHIJKLMN O PQRSTU VWXYZ[\]^_`
abcde fghijklmnopqr stuvwxyz{|}~
0123456789:;<=>?
@ABCDEFGHIJKLMN O PQRSTU VWXYZ[\]^_`
abcde fghijklmnopqr stuvwxyz{|}~
```

## Because You Don't Have Colored Fonts®


- 224 User programmable characters
- 4 Character sizes
- Lower case with descenders
- Combines graphics and text on the same screen
- Written in fast and efficient machine language
- Completely interfaces with basic through software
- Can be easily used in your own marketed program
- Comes with 6 preprogrammed character sets (disk)
- MX-80/70 screen dump included free!!!
- Available in 16K or 32K cassette or disk versions

When ordering please select either 16K or 32K  
Cassette Version \$24.95                      Diskette Version \$29.95

N.J. residents add 5% tax  
Include \$2.50 for S/H

Send Check or Money Order to:

RENAISSANCE GAME DESIGNS  
P.O. Box 1232 MONTCLAIR, N.J. 07042 • (201) 746-7836



# REVIEWS

character set, for example, Blippo, type in LOADM"BLIPPO", and all text letters are displayed in that style. To change fonts, repeat the LOADM command with whatever name you desire.

Colored Fonts supports an inverse-character mode, but the standard mode is a black screen with white letters (or colored for the Apple font).

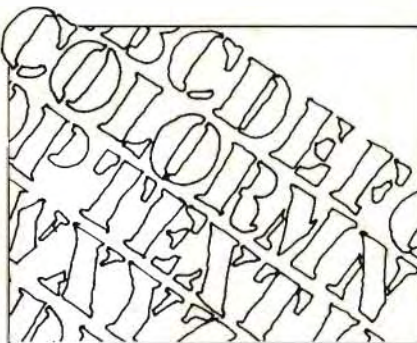
## Control Codes

While Colored Fonts doesn't support every function supported by Colortext, most of the important ones are handled well. Text-scrolling speed is not user-changeable, but seems to go at an acceptable pace, if somewhat slowly as compared to standard CoCo speed.

There are three control codes for special functions. Pressing the clear key in the command mode clears the screen as normal with the CoCo; the screen can also be cleared by printing CHR\$(12) for use in your Basic programs. Colored Fonts actually clears the screen; use of the clear key with

Colortext only homes the cursor leaving whatever is on the screen to scroll off by itself. Colored Font's Clear function is a good one.

The cursor can be turned off and on in the command mode by pressing



the right-arrow key or by toggling CHR\$(9). The cursor is not redefinable; however, the cursor position can be programmed. Instead of using the PRINT@ command, the X and Y screen coordinates are POKEd into memory locations 220 and 221, respectively.

The third control code is used to toggle the inverse-character mode on and off. Use of the CHR\$(6) command acts much like the regular shift/0, as far as the screen display is concerned. In this mode, all ASCII characters are printed with 96 added to the ASCII number of the character.

## Special Functions

Two special functions are also identified; both involve POKEs in memory. In PMODE 4 and SCREEN 1, POKEing 65314 with 155 stretches the characters to a 16-by-24 screen. This mode is similar to the window effect in Colortext; the characters are stretched so that any characters in screen columns 16-31 will be off the screen. Similarly, POKEing 65474 with 0 stretches the screen vertically to make a 32-by-12-line screen. Both POKEs can be done to yield a 16-by-12 screen.

## Do It Yourself

Creating a new character set is very similar in both programs. However,

## FILMASTR

A powerful DATA MANAGEMENT SYSTEM for the COLOR COMPUTER. If you have been wanting a really good data manager at a reasonable price, **THIS IS IT!** FILMASTR combines the best features of the big systems to provide a combination of speed, power, and simplicity that can't be beat.

**CUSTOM SCREENS** - Design input screens with up to 20 fields. Inverse labels for contrast.

**FORM FILL ENTRY** - Non-destructive blinking cursor, full screen editing, no garbage collections, copy fields from previous record. Keeps up with the fastest typist.

**FAST SORT & SEARCH** - Machine language sorts the entire file in seconds. Sort on any field or fields. Use a variety of relational search techniques to select any record or group of records that you can define.

**EDIT FILES** - Change or delete any record easily. Create and save sub-files or append files.

**PRINT FORMAT** - Print any field in any order on any line. Insert characters or phrases.

**MENU DRIVEN** - No special commands to be learned. All functions are menu selected and aided by on screen instructions.

**CAPACITY** - Up to 255 characters per record, 24000 characters per file. (9000 with 16K)

**DOCUMENTATION** - A thorough manual with examples and explanation of every command.

**FILMASTR** 16K or 32K..... TAPE \$29.95  
EXT BASIC DISC 34.95

## TIME & MONEY

A "WHAT IF?" financial planning tool. T & M is used to evaluate the time value of money as an aid in planning investments, savings plans, retirement plans, leases, loans, mortgages or any other situations that involve compound interest.

The program is menu driven with simple on-screen instructions. It uses a unique form fill-in for data entry with easy editing. It even accepts simple math expressions as input.

Calculated results are automatically entered as data and can be used for further "WHAT IF?" calculation. All factors are always on screen, making it easy to understand the relationship between **TIME & MONEY**.

### TIME & MONEY

16K or 32K ..... TAPE \$19.95  
EXT BASIC ..... DISC 24.95

THE  
COMPUTER  
HOUSE

(814) 371-4658

**BOX 1051, DUBOIS PA, 15801**



Add \$2.00 Postage & Handling  
PA Residents Add 6% Tax  
C.O.D. \$2.00 Additional

✓255

where Colortext uses a command-based character creator, Colored Fonts' creator is menu-driven. The command RUN "FONTEEDIT" takes you to a five-choice menu that lets you edit the character set in memory, save a new character set, load in another set, review the disk directory, or exit the program. Once activated, FONTEEDIT presents a complete character set and a pixel grid. A blinking cursor is positioned under the letter you wish to change.

Pressing the enter key shows the pixels set on the grid; a minicursor is moved over the pixels you want to set or reset. The characters you create can be saved and loaded into your program whenever you need them. It took me only about an hour to create a new character set, but I already had some training with Colortext.

The Colored Fonts disk also contains a special program to dump the screen to an Epson MX-70 or MX-80 printer. Also contained on the disk is a short demonstration program.

**Documentation**

Colored Fonts is a good program and I have the feeling that it is even more versatile than the instructions state. But the program designers are hiding their collective lights under a barrel by providing such skimpy instructions. The documentation consists of four pages sparsely covered with directions on only certain functions. Unfortunately, the documentation doesn't tell you how to turn off certain functions, nor does it show you how to use the functions.

**Summary**

Colortext and Colored Fonts deliver what they promise, with relative ease and excellent speed. Colortext supports more functions and lets you control, more thoroughly, the screen environment. Colored Fonts, with fewer controls, seems to be a shade easier to use, especially when calling in different type styles from the disk. Both programs support creation of new character styles with approximately equal facility.

It's hard to put a value on Colortext's documentation, but it would be of tremendous help to a serious programmer eager to squeeze everything out of his program. Colored Fonts' preprogrammed character sets proba-



bly would cover most programming applications without ever having to create your own. And, for Epson owners, the screen-dump program is a big plus.

I incorporated both programs into a number of my own game and graphics programs and found them flexible and versatile. And, not surprisingly, they added a measure of speed and professionalism that just couldn't be otherwise achieved by drawing characters on the hi-res screen. For those of you who hope to market your software, both manufacturers will discuss licensing agreements, which would allow you to use their programs within your own.

Colortext and Colored Fonts add a needed feature to the Color Computer and can transform it—and your programs—from ugly ducklings to proud peacocks. ■

**Fundgraf**  
**Parsons Software**  
**118 Woodshire Drive**  
**Parkersburg, WV 26101**  
**16K**  
**\$49.95 cassette**  
**\$69.95 disk**

by Robert M. Jennings, Sr.  
 and John P. Briscoe

**F**undgraf, a new program from Parsons Software, is an important tool for the investor who is technically oriented. This program has excellent visual data displays for comparative analysis, and easy-to-understand instructions.

You use the main program, Fundgraf, to access any of the other seven operational programs. These programs can also be loaded directly, and they are: Add Data, Shortgraf, Longgraf, Moving Average, Printout, Shift Data, and Add Name.

Shortgraf offers a plotting of any group of four stocks or funds in the data files for up to 70 weeks. Longgraf plots any two stocks for up to 200 weeks of data. You can superimpose a

Summary of percentage change in mutual-fund prices for four periods

| Name of Fund                 | 10 WKS   | 14 WKS | 18 WKS | 25 WKS | Price       |
|------------------------------|----------|--------|--------|--------|-------------|
|                              | DEC 30   | DEC 2  | NOV 4  | SEP 16 | MAR 10 1983 |
| Last data is for Mar 10 1983 |          |        |        |        |             |
|                              | % CHANGE |        |        |        | \$\$        |
| DJ IND AVG (DIV ADJ)         | 8.33     | 9.82   | 8.03   | 24.02  | 1120.94     |
| DJ TRANS (DIV ADJ)           | 13.27    | 14.34  | 13.68  | 39.38  | 503.10      |
| 20TH CENT GROWTH FD          | 11.98    | 7.87   | 10.15  | 34.89  | 14.11       |
| NICHOLAS FUND                | 9.52     | 13.46  | 14.00  | 32.91  | 24.27       |
| RESERVE FD (% INT.)          | -10.24   | -12.79 | -21.76 | -27.52 | 7.98        |
| U S GOLD FUND                | -0.88    | 14.47  | 35.45  | 46.75  | 7.91        |
| PENN MUTUAL FUND             | 16.81    | 16.59  | 25.43  | 49.29  | 5.43        |
| MATHERS FUND                 | 8.51     | 8.27   | 7.23   | 23.94  | 22.15       |
| ACORN FUND                   | 13.70    | 12.33  | 18.40  | 34.20  | 29.14       |
| BOSTON CO-CAPITAL FD         | 9.50     | 8.14   | 8.27   | 36.52  | 25.01       |
| COLUMBIA FUND                | 12.62    | 10.76  | 16.33  | 43.45  | 23.36       |
| CONSTELLATION FUND           | 17.34    | 13.24  | 25.70  | 60.80  | 20.10       |
| #9-DREYFUS FUNDS             | 16.54    | 18.31  | 17.67  | 35.99  | 10.92       |
| 3RD CENT-DREYFUS FD          | 10.52    | 10.52  | 7.73   | 20.23  | 7.25        |
| EVERGREEN FUND               | 13.88    | 14.33  | 15.74  | 36.57  | 39.30       |
| GT PACIFIC FUND              | 1.66     | 8.14   | 14.18  | 11.38  | 14.09       |
| CONTRA-FIDELITY FD           | 14.34    | 8.44   | 4.92   | 22.44  | 12.20       |
| EQUITY INC-FIDELITY FD       | 8.80     | 8.94   | 9.93   | 28.73  | 24.18       |
| MAGELLAN-FIDELITY FD         | 17.91    | 18.96  | 25.35  | 52.07  | 33.38       |
| TREND-FIDELITY FD            | 10.67    | 6.39   | 6.58   | 26.04  | 34.32       |
| HARTWELL LEVERAGE FD         | 18.63    | 14.16  | 22.49  | 62.73  | 36.11       |
| JANUS FUND                   | 11.52    | 13.72  | 15.34  | 34.94  | 11.71       |
| LINDNER FUND                 | 11.93    | 12.29  | 12.14  | 25.57  | 17.73       |
| GUARDIAN-NEU BERM FD         | 11.03    | 8.94   | 10.51  | 31.11  | 37.25       |

Fig. 1. Sample Printout

moving average plot and a selected annual percentage growth rate line on both the Shortgraph and the Longgraf, permitting excellent visual comparison. A negative percentage growth rate line also works. Figure 1 shows a sample data sheet using the printout program.

One of the interesting features of the moving-average program is the automatic triggering of a buy or sell signal. When the price line of a fund or an individual stock is crossed by the moving average, such a signal is given. (The author warns of trying to read too much into such a crossover.)

The advantages of this program are the excellent visual displays for comparative purposes in analysis, and the simplicity of the program instructions. With proper use of the growth percentage lines, the data displays can produce a "what if" model to graph the possibilities of a stock or fund.

Users must be aware that the vertical axis of the graph changes with each fund plotted. Math-oriented users must be aware that the term moving averages in stock-market analysis differs from the same statistical term.

For the investor's use, the data base using the Dow Jones Industrial Average and any of the many funds available provides a good foundation for comparison. The user using the Add Data routine to include Standard and Poor provides the possibility of different comparisons.

Fundgraf is also appropriate for classroom use for the purpose of illustration. For the investor and the instructor alike, Fundgraf is a useful addition to their program libraries. ■

---

### *TRS-80 Extended Color Basic*

**Richard Haskell**  
**Prentice-Hall Inc.**  
**Englewood Cliffs, NJ 07632**  
**Softcover, 170 pp.**  
**\$12.95**

by **John Steiner**

The TRS-80 Color Computer is becoming popular among educators. In addition to running prewritten educational software, it is also being used to teach concepts of computer programming.

The Basic manual that comes with

the CoCo, though thorough, is a better reference source than it is a programming instruction manual.

To fill the needs of the classroom, and the individual who wants to learn proper programming techniques, Richard Haskell has written *TRS-80 Extended Color Basic*. The book covers Color Basic and Extended Color Basic, but does not include disk Basic. Haskell has written programming texts for the Apple, PET, and Atari computers. Now he brings this expertise to the Color Computer user, covering concepts that are useful for the beginner and the advanced programmer alike.

The book is written with classroom use in mind, but self study is possible, as the author has an easy, readable style.

Chapters include topics regarding keyboard usage, beginning and advanced Basic programming techniques, low- and high-resolution color graphics, and tape data-file handling.

A book of this nature is often compared to the documentation that is provided by the manufacturer. In this case, the Basic programming manual provided by Tandy must take a back seat.

The beginning programmer will learn some useful techniques not provided for in the Radio Shack manual, including concepts of pseudocode, and flowcharting.

Another advantage of the author's approach is that the student learns concepts of program structure and techniques often used by the professional. As an example, in the section on program loops, the author discusses several different loop structures: the repeat...until, repeat...while, do...while, and do...until. These structures, can be executed using the structure and code provided in the book.

The major disadvantage of the text is a lack of file and disk orientation. Though a small section covers tape I/O, there is no mention of disk I/O or file structure.

Machine-language interfacing is mentioned, and there are a few examples of using POKE in a program. However, there is not much detail on calling routines from Basic. The only method mentioned is not applicable to the Extended Basic computer.

As a reference source, the book

contains an excellent set of appendices. Sections on the Basic EDIT and PRINT USING functions are especially helpful.

For classroom use and for the individual who wants to become more proficient in Basic, I highly recommend this book. Its few disadvantages are outweighed by the wealth of information on the Color Computer. Good programming texts that are written for only one brand or type of computer are hard to find. ■

---

**Robot Battle**  
**Tandy/Radio Shack**  
**Fort Worth, TX 76102**  
**Catalog No. 26-3070**  
**16K**  
**\$39.95 ROM pack**

by **Carlos Calle**

Robot Battle is an educational program that introduces many of the most important concepts and procedures of programming through game playing. It is one of the few successful educational packages that allows children to learn the fundamentals of computer programming.


The purpose of the "game" is to instruct two robots where to move, when to fire a missile or a laser gun, and what to do if it runs into a wall or another robot. Two children can independently program one of the robots and then challenge each other's robot in battle. Since the programs remain in memory even after the battle, the child can modify and improve the programs after seeing the other's performance.

Radio Shack's Robot Battle is a good attempt at successfully combining the fun of video games with the fundamentals of programming.

Robot Battle begins by showing the following menu on the screen:

|         | <b>Left</b> | <b>Right</b> |
|---------|-------------|--------------|
| New     | NL          | NR           |
| Edit    | EL          | ER           |
| Save    | SL          | SR           |
| Load    | LL          | LR           |
| Compile | CL          | CR           |
| Battle  | B           |              |

The two-character commands select the options from which to choose to program either the left or the right robot.



To start writing a program for the right robot you type NR, which turns the screen green except for a black bar where your instructions appear. To instruct your robot where and how to move, type in a series of simple commands separated by colons.

The two robots are positioned side by side across the center of the screen, looking upwards. Type L5 to make the robot move five steps to the left. By typing the command R5:XL the robot also fires the laser as it advances.

The commands =R and #R would instruct it to do or not to do a specific action if there is a robot in this octant, and therefore work as "sensors." The command S will allow scanning in all directions. The instructions = and # are used with M (missile), L (laser), or W (wall).

You can also program for randomness and unpredictability with the use of =? or #?.

You can tell the robot to move up, down, left, and right for up to eight steps, and program it to sense for another robot or for a wall and to act accordingly.

You can put together any repetitive action or series of actions in a single line, which can be called with the commands C or G. The CALL instruction allows the use of subroutines by starting a line with a level and calling it with the C command. The program jumps to the labeled line and continues to the following lines. After this action is completed, the computer returns to the spot where the subroutine was called and proceeds with its execution.

Once you finish writing your pro-

gram you are ready to compile it. After pressing the break key to go back to the main menu you type CR to begin compilation. If there are errors in the use of the commands or labels, your program will not compile. Edit your program to make adjustments. By looking for errors, by adding to and changing your program to make it work, or to improve it, you can learn more about programming than by studying books or taking classes.

The editor in Robot Battle is a simple and easy-to-use screen editor, better than the Color Computer's own editor. The four arrow keys move the cursor in all four directions, and combined with the shift key, move the cursor to the right or left end of the line or up and down a half page.

The clear key deletes all the characters from the cursor position to the end of the line, and pressed simultaneously with shift, kills the entire line. The @ key creates a blank line above the current line, break exits the editor, and "P prints the program displayed on the screen.

Robot Battle is a complete package suitable for teaching a child the basics of computer programming. Children can begin by programming simple moves, progressing as they gain more programming experience to more sophisticated games.

It is hard to find a major flaw with this program. The robots could look more like robots (as they are shown on the cover of the excellent manual) instead of the two little squares with a couple of marks. For \$39.95, you can't go wrong with this nice educational game. ■

*TRS-80 Models I, III, and Color Computer Interfacing Projects*  
**William Barden Jr.**  
**Howard Sams and Sons**  
**Indianapolis, IN 46268**  
**Softcover, 276 pp.**  
**\$14.95**

by Russell Hightower

William Barden Jr., describes in *TRS-80 Models I, III, and Color Computer Interfacing Projects*, the inner workings of these computers and their interfaces. He suggests projects to connect telephones, audio inputs, temperature sensors, and clock timers to Color Computers easily and inexpensively.

I reviewed those sections of the book devoted to the CoCo. I've listed the majority of the projects below, including a short discussion of hardware, software and projects applications for each type of interface.

The CoCo normally provides analog-to-digital (A/D) conversion through the joystick port circuitry. Barden describes the circuitry that performs the A/D conversions and shows how the system programming (in ROM) processes the incoming signals through the joystick ports. He includes instructions to build a light sensor and a thermometer that use the joystick A/D circuitry.

If voice synthesis interests you, Barden explains how to use the joystick circuitry and some inexpensive electronic parts to record and then play back voices and other sounds. He explains building a voice synthesizer and supplies programs, in Basic and in Assembly language, that make the synthesizer work.

Barden next delves into the internal workings of the RS-232 standard for asynchronous data communication and how the CoCo implements it through the serial port. He gives directions to build a real-time clock using simple electronic components. This clock, which will keep time for about half a year, can be connected to the computer through the serial port. An Assembly-language program that interprets the clock input is also provided.

Your CoCo can use several methods to monitor external events with the joystick port, cassette port, serial port, and the cartridge connector so the author covers a few of these applications. Plans for an anemometer to

## REVIEWS

measure wind speed are given as are plans for mechanical, magnetic, and pressure switches to monitor doors, windows and other parts of the home. Again plans and program suggestions are included.

Included in the book is a logic diagram and steps to build an input/output (I/O) board that connects to the I/O bus (cartridge connector). The board is designed around an Intel 8255 programmable peripheral interface (PPI).

The author states that this is the "right" way to perform I/O operations with the CoCo. Rapid event sensing (more often than about 80 events per second) can be detected with Assembly-language routines, while Basic routines are acceptable for slower events.

Also covered within this book's pages are transducer projects and the amplification of A/D inputs.

This book, is a compilation of articles that provide CoCo owners, who have varying levels of expertise and knowledge, the opportunity to learn more about its operation, not to mention extra utility for their CoCo.

Although the author provides reasonable explanations and descriptions, some familiarity with programming Basic and Assembly language is recommended. Also, familiarity with soldering and an understanding of circuits is useful. Thorough understanding of integrated circuitry is not needed.

Toward the end of the book, fewer instructions are given for the assembly and programming of the suggested projects. If you complete each project, you may have gained enough skill to accomplish the projects suggested at the end with no assistance. I found only a few errors in the diagrams and program listings that might be overlooked and cause slight frustration to the reader.

If you want to learn more about how your CoCo works, and in computers in general, this book offers explanations and descriptions you will find helpful. If you're a beginner, you may find it helpful to refer to other magazine articles and books devoted to the CoCo while reading this book.

If you are familiar with simple electronics and programming, these projects will give you additional insights into the Color Computer and provide you with an enjoyable time building these monitoring systems. ■

**CCP-1 Serial Interface**  
**Botek Instruments**  
**4949 Hampshire**  
**Utica, MI 48087**  
**\$69**

by **Carlos Calle**

By far, the most popular type of low-cost printers use parallel I/O devices. This fact puts the Color Computer owner at a disadvantage when shopping because of that machine's serial I/O port printer. Without a method of adapting a parallel printer, such as the Epson FX-80, to the CoCo, users must pass up some good printer buys.

Enter Botek Instruments. They will sell you a device that plugs into the CoCo's serial port, and allows that computer to use a parallel printer. The package comes with all the necessary cables.

It has switch-selectable baud rates from 300 to 9,600, which you access with appropriate POKEs.

The Botek interface comes ready to operate with an 8-bit Color Computer, with instructions to change a small jumper in a header from one pair of holes to another to enable it to work with a 7-bit computer. This can be easily accomplished with a small pair of pliers.

By PEEKing into location 40988 you can determine if your computer is a 7- or 8-bit model. An 8-bit Color Computer will return a value of 87 in that location and a 7-bit computer will return 81.

If you want to interface a standard parallel printer to your Color Computer and have the added versatility of variable baud rates, the Botek Interface is a good choice. It comes with all the necessary interconnecting cables and is promptly shipped. I highly recommend it. ■

---

**Defense**  
**Space Race**  
**Spectral Associates**  
**114 Harvard Ave.**  
**Tacoma, WA 98466**  
**16K**  
**\$21.95 each, cassette**

by **Beth Norman**

Defense, by Thomas Czarnecki, is Spectral Associates' version of the arcade game Missile Command. Using

a little blue cross as a joystick-controlled gunsight, you attempt to protect six outposts and two ammunition dumps from laser-beam attacks.

Every time you shoot, you set off a red explosion. The objective of the game is to defend the outposts and dumps by shooting in front of the enemy beams. The beams create another explosion, which makes more fireballs. These are equally deadly to the enemy.

You start each screen with 10 rounds of ammunition and two refills (the dumps). Each time you fire, one of your rounds disappears. When you use up your initial supply, you can reload from a dump by pressing your firing button again.

You can only reload twice, so it is important to conserve your ammunition by carefully placing your shots. If you run out of ammunition before the screen is finished, you cannot defend yourself against laser attacks.

At the end of each screen you get extra points for each surviving outpost and each round of ammunition left.

The more screens you go through, the more enemy beams there are and the faster they move. On the fourth screen, flip charges appear, short lines that turn end over end as they drift toward the ground. You must shoot right in front of them to blow them up.

After the sixth flip charge the Buzz Bombs appear, which are as hard to hit as the flip charges.

After every 10,000 points you get a bonus outpost. The game ends when all your outposts are gone.

A great feature of Defense is the crackling noise the explosions make as they shrink.

There is one error on the instruction sheet: The three addresses needed for saving the game to disk in a 32K system are &H2000, &H3AFF, and &H2800, respectively.

Defense is easy enough for beginners during the first few screens, but the difficulty rapidly increases as you advance. I highly recommend this game.

**Space Race**

I found Space Race, by Daron Stinett and Rick La Mont, to be a poor game. You play by controlling your spaceship as it moves around the rectangular racetrack.

The game begins with four spaceships, which you lose quickly. Some of your opponents move around ran-

## REVIEWS

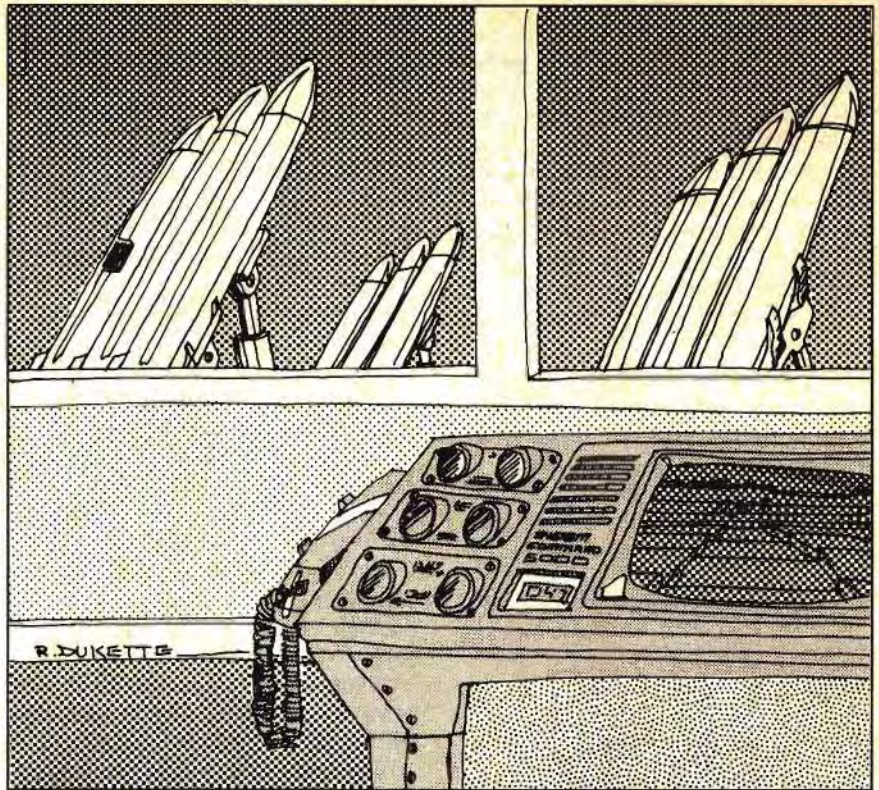
domly; others chase you firing missiles. Every time you clear a screen of aliens you get a fresh screen. It is almost impossible to control your spaceship. You have a choice between using the joysticks or the keyboard, but the keyboard is not easy to use. The 1 key rotates your ship counterclockwise, 2 rotates it clockwise, clear reverses your direction, the left arrow gives you thrust, and the right arrow is your firing control.

These keys are too widely separated for easy control. The action of the game is fast so it's hard to keep track of which key to press when. Of the two control options, the joystick is easier to use.

You have 16 skill levels to choose from, but there is little difference between levels 0 and 15, and none at all in the levels in between.

At the end of the game there is a table of the 10 highest scores in order, with the winners' initials.

Space Race is very difficult, without offering the player the feeling of real control. I would not recommend it. ■



**Color Graphics Editor**  
**Larry Ashmun**  
**Soft Sector Marketing**  
**6250 Middlebelt**  
**Garden City, MI 48135**  
**16K, Extended Color Basic**  
**\$19.95 cassette**

by **Richard Ramella**

**Y**ou've learned at least the rudiments of Assembly language. Now you need a systematic way to create high-resolution graphics.

Color Graphics Editor can help. It's a well-done machine-language program that doesn't take long to run and understand.

You'll need an editor/assembler (a program to allow entry of machine-language code). If you don't have a disk system, you must copy hex numbers off the screen for reentry as DATA lines for your magnum opus graphics program.

There must be a bit of the artist in you, or all you will come up with are shapes you could make without such a sophisticated program.

The preceding was a paid announcement on behalf of neophytes everywhere.

The experienced Assembly-language programmer can do quite a bit with Color Graphics Editor (C.G.E.).

The program comes on cassette and is transferable to disk. It can run on a 16K Extended Color Basic cassette system, but that only provides a teaser of its capability, without EDTASM or another editor/assembler.

The user chooses the graphics mode and color set—the PMODE numbers in extended Color Basic. A screen appears with an empty box at top left and hex numbers set at zero values in rows running down the right of the screen.

Using fairly simple key movements, the graphics artist then sets color points within the 16-by-10-point box. In this "dot/draw" mode, tapping numbers 1-4 sets a point color. Numbers 1-3 are colors available in that PMODE, and number 4 is the background color of the workspace.

C.G.E. makes it easy to build squares of graphics. As each point is set, the hex number changes in the column corresponding to the number's position. The program has simple editing features that allow the artist to move or less blunder his way, if necessary, into the shapes and colors desired.

The arrow keys move the cursor in four directions. You can scroll the contents of the workspace in all directions. The box instantly fills with one of the available colors, leaving the other three for creating the shape.

Copying the contents of succeeding boxes to four on-screen buffers, you can create animation effects. To test how well they work, use the command to rotate the contents of the buffers to the box.

This rotation goes through the cycle of four buffers 10 times in about 10 seconds, which makes it easy to discover you have a foot sticking out of your little graphics man's head and thence back to the drawing board.

You can also take the situation over to the rows of hex numbers for direct number entry, which, in a reversal of the "dot/draw" mode, turns on colors in the work box.

The 12-page documentation is clear and direct. It may at first seem overly succinct, but reading it while trying facets of the program reveals there are no missing pieces.

In a world of easy promises, this product is an honest, well-crafted program that doesn't hide the fact that good programs are hard work, even with help from such as C.G.E. ■



# SPECTRUM

|                                |           |
|--------------------------------|-----------|
| 32K RAM Button.....            | \$ 2.99   |
| NANOS Reference Card.....      | \$ 3.99   |
| 64K RAM Button.....            | \$ 4.99   |
| Coco Editor Assembler.....     | \$ 6.95   |
| Coco Tech Manual .....         | \$ 7.95   |
| 16K RAM Chips .....            | \$ 9.95   |
| Coco Secrets Revealed Book..   | \$ 14.95  |
| LED On/Off Indicator .....     | \$ 14.95  |
| Coco Light Pen.....            | \$ 19.95  |
| ATARI Joystick Interface ..... | \$ 19.95  |
| Video Interface Kit .....      | \$ 24.95  |
| 16K-32K Upgrade Kit .....      | \$ 25.95  |
| 6883 SAM Chip .....            | \$ 29.95  |
| 6809E CPU Chip.....            | \$ 29.95  |
| Basic ROM 1.1 .....            | \$ 36.00  |
| 64K RAM Chips .....            | \$ 49.95  |
| MARK DATA Keyboard.....        | \$ 69.95  |
| BOTEK Printer Interface.....   | \$ 69.95  |
| Extended Basic ROM .....       | \$ 84.00  |
| Disk Controller.....           | \$ 139.95 |
| COLOR COMPUTERS.....           | \$ CALL   |

Call or Write for FREE Catalog  
SPECTRUM PROJECTS

93-15 86th Dr Woodhaven, New York 11421

Add Sales Tax & \$3.00 for S/H

●● Dealer/Club Inquires Invited ●●

## 212 441-2807

✓525

# DRIVE 0 \$ 374!

For a limited time only, you can buy a CoCo drive 0 from S & N for only \$374!!

Includes:

- \* Your choice of TEAC or Tandon Drive
- \* Radio Shack compatible controller with gold contacts.
- \* Complete manual
- \* A two drive cable
- \* Five free diskettes!!

All of the above with DUAL HEAD drive - \$475!  
Diskettes (SSDD) in hard case ----- 10/ \$20.

### Printer Interface

The Botek interface allows you to attach any parallel printer to your CoCo!

Comes complete with power supply. Only \$65.

Order from:

S & N Enterprises

8 Wilson Court

Spring Valley, NY 10977

(914) 362-0713

Please add \$3.50 shipping on all orders.

\* Circle our number for full catalog of CoCo items

NYS residents please

add sales tax.

Prices subject to

change without notice.

✓478

## COLOR FLEX™ Software

|   |                |
|---|----------------|
| <b>SUPER SLEUTH DISASSEMBLER</b>  | Each \$99-FLEX |
| (specify for 680x/6502<br>or for 280/8080/5)                                  | \$101-OS/9     |
| Object-Only Version (680x/6502)<br>For Color FLEX                             | \$50.00        |
| <b>CROSS-ASSEMBLERS</b>   | Each \$50-FLEX |
| (specify for 6800/1.6805,<br>6502,280, or 8080/5)                             | \$55-OS/9      |
| <b>DEBUGGING SIMULATORS</b>   | Each \$75-FLEX |
| (specify for 6805 or 6502)  | \$100-OS/9     |
| <b>6502-TO-6809 ASSEMBLER XLATOR</b>  | \$75-FLEX      |
|   | \$85-OS/9      |
| <b>8800-9 &amp; 8809 PIC XLATORS</b>  | Both \$50-FLEX |
|   | \$75-OS/9      |
| <b>FULL SCREEN TSC XBASIC PROGRAMS FOR FLEX</b><br>(with full cursor control) |                |
| <b>MAILING LIST</b>   | \$100          |
| <b>INVENTORY/MRP</b>  | \$100          |
| <b>TABULA RASA SPREADSHEET</b>  | \$100          |
| <b>XBASIC/XPC UTILITIES</b><br>(reseq, xref, xpc sort gen)                    | All \$25       |

Computer Systems Consultants, Inc.  
1454 Latta Lane  
Conyers, Georgia 30207  
404-483-1717/4570

Programs in source on 5"/8" disk.  
Detailed printed manuals provided.  
Call for catalog or dealer information.

VISA and MASTER CARD accepted. Add 5% Shipping  
US Funds Only

\* FLEX is a trademark of Technical Systems Consultants  
\* OS/9 is a trademark of Microware

✓223

## TRS-80C® and TDP 100® SPECIALISTS COLORFORTH®

IS THERE LIFE AFTER BASIC? Yes! with COLORFORTH, a new, high level language for the color computer. COLORFORTH, a figFORTH compiler, has an execution time as much as 10 to 20 times faster than Basic, and can be programmed faster than Basic. COLORFORTH is highly modular for easy testing and debugging. COLORFORTH has been specially customized for the color computer and requires only 16K. It does not require Extended Basic. When you purchase COLORFORTH, you receive both cassette and RS/DISK versions, the figEDITOR and an extensive instruction manual. Both versions and 75 page manual, all for only \$49.95

### MASTER MIXOLOGIST-The Bartenders' Guide®

This disk based program for the color computer contains recipes for over 150 of your favorite bar drinks-both alcoholic and non-alcoholic. MASTER MIXOLOGIST is menu driven for ease of use. Requires 16K and one RS/DOS drive. Get this one today, it will be great for your next party \$19.95

DEALER and AUTHOR INQUIRES INVITED

Please add \$2.00 shipping

Texas residents add 5%

Foreign orders must be in U.S. funds drawn on U.S. banks, or MasterCard and VISA

## ARMADILLO INTL SOFTWARE

P.O. BOX 7661

AUSTIN, TEXAS 78712

PHONE (512) 835-1088



✓499

## REVIEWS



NOW... TOGETHER... the HARDWARE... the Micronix Keyboard and the SOFTWARE... Telewriter-64 with keyboard drivers software, (has been referred to as the "WORDSTAR" of Color Computer software).

The KEYWORD package is enough to convert your Color Computer to a full business system. If you've been getting tired of flat calculator keys and reverse video-lower case-word-processing. Now is the time to change all of that frustration and switch to the KEYWORD.

The KEYWORD comes in cassette for \$129.90 or disk for \$139.90 for the premium--(low profile keys)--keyboard add \$20.00 to each. Please specify your computer's board type if known. Otherwise, please specify the complete catalog number and serial number.

TERMS: Check or money order shipping charges: \$3.60 U.S. only. Allow 21 day shipping for personal checks. N.Y. residents add sales tax.

M. S. Company ✓272  
P.O. Box 647  
Barclay Manor  
Suite 3-A

Newburgh, New York 12550

Our first initial stands for MICRO

Telewriter-64™ Cognitec Micronix™ Micronix



**COLOR TREK** — Blast Klingons and save the Federation in this game of both skill and strategy. Includes an instructions program and ten levels of difficulty. Requires 16K of memory.

Cassette \$7.95

**ADVANCED D&D NON-PLAYER CHARACTER MAKER** — Takes into account spells, weapons, hit points, level, class, gender, race, alignment, constitution bonus, racial adjustments, and minimum requirements. Whew! A must for all dice weary DM's. Requires 16K of memory.

Cassette \$14.95

**ARE YOU BORED WITH YOUR 4K COLOR COMPUTER?**

**COLOR ALEPH PROGRAM PACKAGE** — Includes COLOR CYCLES, COLOR BLACKOUT, and COLOR MAZE. Each is progressively difficult and requires only 4K of memory.

Cassette \$11.95

**COLOR CYCLES** — Play chicken against motorcycles of light with up to seven enemies at one time. Written in machine language.

Cassette \$4.95

**COLOR BLACKOUT** — Armed with only a tennis racket and five balls, you must knock out the colored bars piece by piece. Joysticks are required.

Cassette \$4.95

**COLOR MAZE** — Run for your life through a twisty maze. All the while, an angry ghost is chasing at your heels throwing paralysis rays. Be wary of the meddlesome programming wizard who rearranges the maze around you. Includes machine language subroutines.

Cassette \$4.95



Aleph Unlimited  
P. O. Box 8007  
Stockton, California 95204 ✓60

**CoCo Cooler**  
Spectrum Projects  
93-15 86th Dr.  
Woodhaven, NY 11421  
\$49.95

by Peter Paplaskas  
HOT CoCo staff

The CoCo Cooler is a must for the Color Computer owner. This fan unit includes a radio-frequency (RF) shield for ease of installation. You also get 6 feet of ac line cord for use with another power supply to avoid interference with other peripherals that are attached to the computer.

The idea of the fan and RF shield being one unit serves a specific purpose. It cools the synchronous address multiplexor (SAM) chip, which has a tendency of overheating, especially on the F board versions, and other circuitry.

The unit is well constructed. It consists of a 3<sup>3</sup>/<sub>8</sub>-by-3<sup>3</sup>/<sub>8</sub>-by-1-inch muffin-style fan rated at 115 volts ac, 10/9 W, which is already mounted on the black RF shield.

To install this unit, remove the screws holding the top and bottom cases together and lift off the top case. Next remove the original RF shield by lifting up on the metal fingers. Then insert the CoCo Cooler in place of the old RF shield, making sure the metal fingers are securely in place.

Now snake the CoCo Cooler's ac cord through the bottom vents by lifting out the keyboard and connect it to the 6-foot cord.

If you have upgraded your keyboard, the installation time will take just a little bit longer. On most keyboard upgrades you are required to cement the base to the bottom case. It is easier if you can lift the keyboard to snake the cord through.

The noise level is tolerable. I tested the unit for interference with the CoCo and found none, unless I unplugged or plugged in the unit while the computer was on.

The CoCo Cooler is overpriced by comparison to plain muffin-style fans, but this is a one-piece unit not involving any drilling of holes or serious conversion problems. If you don't want to build your own, the price could very well be worth it. ■

**Robottack**  
Intracolor Communications  
P.O. Box 1035  
East Lansing, MI 48823  
16K  
\$24.95 cassette  
\$27.95 disk

by Gary Ludwick

If you've been waiting for an excuse to get rid of your Radio Shack joysticks, that excuse has arrived in the form of Intracolor's Robottack.

With so many games on the market using "robot" in the title, it's sometimes a little hard to keep track of which is what. Robottack is not another version of Berserk, but rather a credible clone of that arcade hit, Robotron.

For those who have somehow missed the arcade version, let me give you a brief description of the play action.

You are a superhuman facing a variety of bad guys out to destroy the human race. In Robottack there are five varieties of bad guys, each worse than the other, and each worth more points when destroyed.

In what seems an endless variety of black background screens, the bad guys are phased in as you progress upward in difficulty levels. In the first two screens the only things you have to worry about are the guardian robots and the destroyer robots. The guardians aggressively chase you, while the destroyers try to destroy the humans that are spotted randomly around the play area.

Appearing in the third screen are the gunner robots—tank-like creatures who cruise the play field shooting bombs at you. Finally, in the fourth screen are the mind robots, whose superior intelligence allows them to fire guided missiles at you.

The strategy of Robottack is to careen around the field saving humans, while simultaneously eliminating the bad guys with your ray gun. You begin Robottack with three superhumans and receive another for every 10,000 points, up to a maximum of seven.

The game designer has cleverly given the humans a point value of 1,000 versus 100 or 200 for the robots. Saving humans is therefore a much more rewarding way to play the game. It takes a delicate balance between

# Color by HOT CoCo



If you like color . . . you're going to *love* HOT CoCo magazine.

The exciting new monthly devoted exclusively to the TRS-80 Color Computer.\* It's from the publisher of 80 Micro.

Let **HOT CoCo** color *your* system with:

- Feature articles on color graphic techniques
- Computer art
- Games
- Specific color applications in home, education, business and hobbies

PLUS

- Ideas on patching, aiding and trouble shooting
- Buyer's guides
- Product and book reviews
- Hardware interfacing and enhancing
- Programming techniques and tutorials

Best of all, **HOT CoCo** is written by users just like you.

The material is always up-to-date and useful. Hardware, software, books . . . what's new . . . what's best . . . what works. And you get one year for only \$24.97. A 13th issue is yours **FREE** with pre-payment (check or credit card). Use the attached order form, the coupon, or call toll free 1-800-258-5473. Subscribe Today!

**YES!** please sign me up for one year of HOT CoCo at \$24.97.\*\* I understand that with payment enclosed or credit card order I will receive a free issue making a total of 13 issues for \$24.97.

MC  VISA  AE  CHECK/MO  BILL ME

Card# \_\_\_\_\_ Exp. Date \_\_\_\_\_

Signature \_\_\_\_\_

Name \_\_\_\_\_

Address \_\_\_\_\_

City \_\_\_\_\_ State \_\_\_\_\_ Zip \_\_\_\_\_

Canada & Mexico \$27.97/1 yr. only, US Funds  
Foreign surface \$44.97/1 yr. only, US Funds drawn on US bank.  
Please allow 6-8 weeks for delivery.

339F4

**HOT CoCo** • PO Box 975 • Farmingdale NY 11737

\*TRS-80 Color Computer is a trademark of Radio Shack, a division of Tandy Corp.  
\*\*This price voids all previous offers.

**HOT CoCo**™

# REVIEWS

saving and destroying to keep yourself alive in Robottack.

Robottack allows you full movement anywhere on the screen. So, you play the game by running and shooting at the same time. Your superhuman always starts at screen center, surrounded by the various types of invaders and all coming your way. Your left joystick controls the movement direction of your hero, while the right joystick controls the direction of his fire.

That's what makes Robottack unique and frustrating at the same time. If you're not somewhat ambidextrous, you're in trouble. If you're still using Radio Shack joysticks, you're in deep, deep trouble.

The problems come from the Radio Shack sticks' lack of self-centering. In Robottack you go to a new screen and new level of difficulty every 15 or 20 seconds—just as soon as you've destroyed all the guardian robots on that particular level.

The game always tries to put your superhuman at the center of the screen. If your joystick is a little bit off-center itself, your superhuman goes running off, usually right into an enemy.

Atari sticks might be too stiff for the rapid movement necessary in this game. Try to find potentiometer-type joysticks with self-centering spring controls. Wico has just introduced such an analog stick for the Color Computer.



Intracolor's Robottack

In a market crammed with arcade conversions, this one's a standout. The color and graphics are excellent—so close to the original that there is almost nothing lost in the translation. The machine-gun and explosion sound effects are well executed, too. The effects in Robottack add to the impact rather than detract.

This machine-language game even carries over the arcade "attract mode," where you can watch the game play itself through an infinite number of screens. The graphics don't change

from screen to screen, but rather the number and type of invaders, the number of humans and their placement do.

Robottack, among its many other great features, saves the five highest scores from each session. It also gives you a choice between one and two players. Another option is the single-player game with a man on each joystick.

Robottack is an extremely well-executed version of Robotron, one that will both fascinate and frustrate. ■

## FIVE C.C. PROGRAMS

\$10.00 TOTAL

Now you can get five exciting Color Computer programs for \$10.00 total! No handling costs! No shipping costs!  
Written in Extended Color 16K BASIC with graphics

Includes: ALPHABET  
ATHELLO  
FLAGS  
NAMESONG  
U.S.A.

Send \$10.00 and a cassette tape or disk (your choice) or we supply the media—send \$15.00 and your choice to:

Phillipps Systems      ~262  
52 Hook Mountain Road  
Montville New Jersey 07045

CHEAP

YOUR 1st DRIVE  
= \$ \$ SAVED!

## DRIVE 0 FOR TRS-80 COLOR COMPUTER

- 156,672 Characters of user storage.
- Quick and Easy Access to Programs & Data.
- Plugs into Computer's Program Pak Port.
- Add Up to Four Drives for a Total of over 626,000 characters of storage.
- Hardware and Software Compatible

SUG. RET.      OUR PRICE  
\$599.00      \$399.00



~218      118 S. Mill, Pryor OK 74361. 918-825-4844


## STOCK & FUND INVESTING with the TRS-80 COLOR COMPUTER USE FUNDGRAF & FUNDFILE

FUNDGRAF is a stock market analysis program that not only graphs and analyzes funds or stocks, but also makes decisions on when to BUY and SELL.

- GRAPHS fund's progress (up to 200 weeks).
- SUPERIMPOSES for comparison:
  - a line of constant percent growth.
  - a graph of any other fund (or stock).
- CALCULATES over any given time span:
  - the percent price change.
  - the moving average (any span).
- INDICATES BUY and SELL signals.

- FUNDGRAF -  
TAPE @ \$49.95  
DISK @ \$69.95
- FUNDFILE -  
DISK only @ \$27.95

- ADD \$2 handling on all orders.
- Details? SEND SASE
- 16 K ECB Required.
- printer optional



FUNDFILE is a portfolio and account management program for securities. It creates files for up to 900 transactions & 50 securities and reports asset value, realized & unrealized capital gains, adjusted costs (for stock dividends), and MORE!!

PARSONS SOFTWARE, DEPT. C  
118 WOODSHIRE DRIVE  
PARKERSBURG, WV 26101      ~320

# READ THE FINE PRINT.

It's worth your time. This is good stuff.

## SYSTEMS SOFTWARE

### MACRO-80C

This is a **disk-based editor, macro assembler and monitor**, written for Color Computer by Andy Phelps. THIS IS IT — The ultimate programming tool!

The powerful 2-pass macro assembler features conditional assembly, local labels, include files and cross referenced symbol tables. MACRO-80C supports the complete Motorola 6809 instruction set in standard source format. There are no changes, constraints or shortcuts in the source language definition. Incorporating all of the features of our Rompack-based assembler (SDS80C), MACRO-80C contains many more useful instructions and pseudo-ops which aid the programmer and add power and flexibility.

The screen-oriented text editor is designed for efficient and easy editing of assembly language programs. The "Help Key" feature makes it simple and fun to learn to use the editor. As the editor requires no line numbers, you can use the arrow keys to position the cursor anywhere in the file. MACRO-80C allows global changes and moving/copying blocks of text. You can edit lines of assembly source which are longer than 32 characters.

DCBUG is a machine language monitor which allows examining and altering of memory, setting break points, etc.

The editor, assembler and monitor — as well as sample programs — come on one Radio Shack compatible disk. Extensive documentation included. **MACRO-80C Price: \$99.95**

### SOFTWARE DEVELOPMENT SYSTEM

The Micro Works Software Development System (SDS80C) is a complete 6809 editor, assembler and monitor package contained in one Color Computer program pack! Vastly superior to RAM-based assemblers/editors, the SDS80C is non-volatile, meaning that if your application program bombs, it can't destroy your editor/assembler. Plus it leaves almost all of 16K or 32K RAM free for your program. Since all three programs, editor, assembler and monitor are co-resident, we eliminate tedious program loading when going back and forth from editing to assembly and debugging!

The powerful screen-oriented Editor features finds, changes, moves, copies and much more. All keys have convenient auto repeat (typamatic), and since no line numbers are required, the full width of the screen may be used to generate well commented code.

The Assembler features all of the following: complete 6809 instruction set; conditional assembly; local labels; assembly to cassette tape or to memory; listing to screen or printer; and mnemonic error codes instead of numbers.

The versatile monitor is tailored for debugging programs generated by the Assembler and Editor. It features examine/change of memory or registers, cassette load and save, breakpoints and more. **SDS80C Price: \$89.95**

### MICRO WORKS COLOR FORTH

- Forth is faster to program in than Basic
- Forth is easier to learn than Assembly Language
- Forth executes in less time than Basic

Forth is a highly interactive language like Basic, with structure like Pascal and execution speed close to that of Assembly Language. The Micro Works Color Forth is a Rompack containing everything you need to run Forth on your Color Computer.

Color Forth consists of the standard FORTH interest Group (FIG) implementation of the language plus

most of FORTH-79. It has a super screen editor with split screen display. Mass storage is on cassette. Color Forth also contains a decompiler and other aids for learning the inner workings of this fascinating language. It will run on 4K, 16K, and 32K computers. Color Forth contains 10K of ROM, leaving your RAM for your programs! There are simple words to effectively use the Hi-Res Color Computer graphics, joysticks, and sound. The 112-page manual includes a glossary of the system-specific words, a full standard FIG glossary and complete source listing. **COLOR FORTH ... THE BEST!** From the leader in Forth, Talbot Microsystems. **Price: \$109.95**

### MICROTEXT: COMMUNICATIONS VIA YOUR MODEM!

Make your Color Computer an intelligent printing terminal with off-line storage! The Microtext module is just what you'll need for:

- Talking to a timeshare system or information service
- Printing out what is received as it is received
- Saving received text to cassette tape
- Re-displaying the received text even while on-line
- Communications with other computers
- Using your computer as a general-purpose 300-baud terminal
- Downloading programs from other computers

The Microtext module is a program pack containing not only firmware but a second serial port so that both your printer and modem can be connected at the same time. Microtext can be configured for any serial printer that will work with the Color Computer, even if it requires line feeds! But even if you don't have a printer, you can keep a permanent copy of your data by storing to cassette tape. Also, any Radio Shack/Centronics-compatible parallel printer may be used by adding the Micro Works' P180C parallel interface.

For those of you with special terminal applications, Microtext has selectable parity; it sends odd, even, mark or space. With mark parity (which is default) you can send to computers requiring either seven or eight bits. All 128 ASCII codes can be sent. Exchange programs with other Color Computer users! Basic programs may be downloaded from other computers or timesharing systems.

You'll find many uses for this versatile module! Available in ROMPACK, ready-to-use, for **\$59.95**.

### MACHINE LANGUAGE

**MONITOR TAPE:** A cassette tape which allows you to directly access memory, I/O and registers with a formatted hex display. Great for machine language programming, debugging and learning. It can also send/receive RS232 at up to 9600 baud, including host system download/upload. 19 commands in all. Relocatable and reentrant. **CBUG Tape Price: \$29.95**

**MONITOR ROM:** The same program as above, supplied in 2716 EPROM. This allows you to use the entire RAM space. And you don't need to re-load the monitor each time you use it. The EPROM plugs into the Extended Basic ROM Socket or the Romless Pak I. **CBUG ROM Price: \$39.95**

**SOURCE GENERATOR:** This package is a disassembler which runs on the color computer and generates your own source listing of the BASIC interpreter ROM. Also included is a documentation package which gives useful ROM entry points, complete memory map, I/O hardware details and more. A 16K system is required for the use of this cassette. **80C Disassembler Price: \$49.95**

## BOOKS

**6809 Assembly Language Programming**, by Lance Leventhal, **\$16.95**

**TRS-80 Color Computer Graphics**, by Don Inman, **\$14.95**

**Assembly Language Graphics for the TRS-80 Color Computer**, by Don Inman, **\$14.95**

**Starting Forth**, by L. Brodie, **\$19.95**

## GAMES

**Star Blaster** — Blast your way through an asteroid field in this action-packed Hi-Res graphics game. Available in ROMPACK; requires 16K. **Price: \$39.95**

**Pac Attack** — Try your hand at this challenging game by Computerware, with fantastic graphics, sound and action! Cassette requires 16K. **Price: \$24.95**

**Haywire** — Have fun zapping robots with this Hi-Res game by Mark Data Products. Cassette requires 16K. **\$24.95**

**Dunkey Munkey** — Arcade excitement awaits those who dare to conquer the Munkey! Joystick and 32K required, by Intellectronics. Cassette: **\$24.95**

**Colorpede** — Great graphics, two-player option, and pause control in this exciting game by intracolor Communication. Cassette requires 16K: **\$29.95**

**Adventure** — *Black Sanctum* and *Callixto Island* by Mark Data Products. Each cassette requires 16K: **\$19.95 each**.

**Cave Hunter** — Experience vivid colors, bizarre sounds and eerie creatures in hot pursuit as you wind your way through a cave maze in search of gold treasures. This exciting Hi-Res game by Mark Data Products requires 16K for cassette version. **\$24.95**

**Starfire** — Fly around the planet defending Earthlings from being snatched up by aliens in this challenging game from Intellectronics. Cassette requires 16K: **\$21.95**

**Doodle Bug** — Joystick-controlled Doodle Bugs must move quickly through mazes while being chased by enemy bugs in Hi-Res game by Computerware. Cassette requires 16K: **\$24.95**

**Astro Blast** — You'll need to act fast as you protect Earth from wave after wave of alien invaders in this Hi-Res game by Mark Data. Cassette requires 16K: **\$24.95**

## HARDWARE

**PARALLEL PRINTER INTERFACE** — Serial to parallel converter allows use of all standard parallel printers. P180C plugs into the serial output port, leaving your Rompack slot free. You supply the printer cable. **P180C Price: \$89.95**

**MEMORY UPGRADE KITS:** Consisting of 4116 200ns., integrated circuits, with instructions for installation. **4K-16K Kit Price: \$39.95. 16K-32K Kit** (requires soldering experience) **Price: \$39.95.** For Rev. level E, ET, NC and TDP-100s, we carry 64K chips; upgrading is easy! Eight prime **64K chips** and instructions: **\$64.95**

**Romless Packs** for your custom EPROMs — call or write for information.

THE **MICRO WORKS**

MasterCharge/Visa Accepted  
California residents add 6% tax

P.O. BOX 1110, DEL MAR, CA 92014 [619] 942-2400

125

BY KENNETH C. ANDERSON

# INTRODUCTION TO MULTICOLOR GRAPHICS—PART II

*Editor's Note: In Part I of this series (HOT CoCo, August 1983), the author explained how you can use more than 1,000 colors in 100 unique designs without leaving Basic or buying extra hardware and software.*

Tapping the resources of the Color Computer is a task that begs for the assistance of Color File (Program Listing 1). Before getting into the program, I think a few definitions are in order. For a more detailed explanation of these concepts, refer to Part I.

## Definitions

In each graphics mode, either mixed or straight, two or four colors are available. Think of these as *primary* colors. You work with them in much the same way a painter mixes the two primary colors of blue and yellow to get green. In this case, there are two essential differences: Blue and yellow are primary colors in only one mode, and they do not necessarily combine to create green.

If you are new to computer graphics, add the word *pixel* to your vocabulary. A pixel is the smallest dot of color you can print (plot, if you prefer) on your TV or monitor screen. A pixel is also used to describe screen resolution. The Color Computer offers a maximum screen resolution of 256 by 191, or 256 horizontal pixels by 191 vertical pixels.

Some shades and hues require the combination of only two primary colors, while others require five primary colors. The listing of primary colors re-

Use your own color file to jazz up conventional graphics displays. The possibilities are endless.

quired to produce a given secondary color is a color *code*. Color File lets you use any number of primary colors in a code, but if you try anything higher than 256, it will not fit on the screen.

A color code of 22 and a color code of 222 produce the same primary color. The same is true for all codes in which all the numbers are the same. On the other hand, even though the codes 342 and 342342 are essentially the same combination of colors, they do not produce an identical secondary color. Duplicate shades and hues occur, but not where you expect them.

Codes of more than five colors can produce interesting results, but for painting (and filing) purposes, I have found five to be the practical limit for color codes. A code of one color yields only the four primary colors. A code of two colors gives you 16 possible combinations, four of which are primary colors and a few others duplicates.

Each time you add one color to the number of primary colors in the code, the number of possibilities increases by four. By the time you have filed all the possible combinations using up to five colors in a code, you have a total of

1,334 secondary colors.

If you have a finely honed sense of color, you can distinguish shades and hues for about 75 percent of those, allowing for duplicates and four primary colors in each code. This gives you 1,000 colors to use—in one mode. When you switch modes, the same colors are available, but the code for each is different.

Color *modules* are the basis for the entire concept of multicolor graphics. By definition, a color module is a unit of any specific color, but not necessarily the smallest possible unit. I tend to compare a module to the splotch of color an artist brushes on the canvas. You might prefer to think of a module as a big pixel.

The number of colors required for a module's code determines its horizontal size. A color that requires five primary colors for its code obviously needs five adjacent LINES to produce the smallest module.

*Slant* also affects horizontal size to some extent. Slant is the number of pixels, right or left, for one of the four LINE coordinates. A slant of 0 produces a vertical line. A slant of -1 yields a diagonal line that leans slightly to the left. A slant of +1 causes a line to

## System Requirements

16K RAM  
Extended Color Basic

lean slightly to the right. The horizontal size of the module requires one pixel for each degree of slant, in addition to one pixel per color in the code.

If all modules have the same degree and direction of slant, they will work well together. If, however, your project uses varying slants, you will find some undesirable "mixing" of colors.

Color File allows you to choose any degree of slant from -255 to +255. A larger number causes the program to crash. For practical use in painting, you can obtain the best results when the slant is equal to the vertical size of the module. In Color File, I recommend that you start with either -5 or +5, but don't hesitate to experiment.

Vertical size is the number of vertical pixels in a module. This can vary, according to your tastes, from 1 to 191. I suggest that you begin with a vertical size of 5, which produces a module large enough for you to tell what color it is. Smaller sizes are useful when you are actually using the colors in a painting, but when your objective is to file them, it helps if you can see the color.

### Running Color File

At this point, you should be able to run Color File and understand the

computer's first three questions. The fourth question asks for the number of modules you want to appear horizontally on the screen. The fifth asks for the number of vertical modules you want. If you ask for more modules than a screen will hold, the program will break to an error code. Return it and choose fewer modules.

Before you get to the actual filing procedure, try some of the combinations to see how they work. Begin by setting all the variables to 5, then change one of them at a time to see how much flexibility you have.

If you want to see the code for one of the colors, press T (for text) before the color is completed. The computer switches you to the text screen, prints the code, and waits for your input. Because the program is set up for filing purposes, you might want to name the color before pressing enter, which displays another color.

You can also change program variables without running the program again. Just press N (for next) when you are ready to change. Some of your previous modules will remain on the screen for comparison.

Don't get so interested in this program that you forget its primary objec-

tive—to generate a file of colors you can use to produce multicolor graphics. Even with the help of the computer, it will take you a while to get all the possible colors under control.

When you are ready to start your file, beware that your computer might tend to switch two primary colors when you turn it off and on. This also happens sometimes when you press the reset key. If red and blue reverse, your entire file of color codes will be useless.

Here is a short test program to help you detect the problem:

```
1000 PMODE 4,1:SCREEN 1,1:PMODE 3,1
1010 FOR R=0 TO 5
1020 FOR X=1 TO 4:PCLS X
1030 FOR T=1 TO 400
1040 NEXT: NEXT: NEXT
```

In mixed mode 3 on 4, the computer should produce black, red, blue, white—five times, in that order. If blue comes between black and red, press the reset key and type RUN 1000 again. You can enter this test program after any program you already have in RAM.

### Filing Colors

When you are ready to file colors, you might want to make a few changes

```
10 ' COLOR FILE
20 '
30 CLS:PCLS
40 DIM C(255),CO(255)
50 '
60 ' INITIAL VARIABLES
70 '
80 X=0:Y=0
90 INPUT"HOW MANY COLORS IN CODE";I
100 INPUT"VERTICAL SIZE OF MODULE";V
110 INPUT"DEGREE OF SLANT (MINUS O.K)";S
120 INPUT"HOW MANY MODULES ACROSS";MA
130 INPUT"HOW MANY MODULES DOWN";MD
140 PRINT
150 '
160 ' COLOR CODE CALCULATION
170 '
180 FOR CO=1TOI
190 C(CO)=RND(4)
200 NEXT
210 '
220 ' MAIN PROGRAM LOOP
230 '
240 PMODE4,1:SCREEN1,1:PMODE3,1
250 IF X+S<0 THEN X=X+1:GOTO250
260 GOSUB 470
270 '
280 ' CHANGE VARIABLES FOR NEXT
290 ' COLOR MODULE
300 '
310 X=X+((MA*I)+MA)+1
320 IFX+((MA*I)+MA)+1=>255THENX=0
330 IFX<1THENY=Y+(MD*V)+1
340 IF Y+(MD*V)+1=>191 THEN Y=0
350 '
360 ' SELECT OPTIONS:
370 ' "N" FOR NEW VARIABLES
380 ' "T" TO PRINT PREVIOUS CODE
390 '
400 C$=INKEY$
410 IF C$="N"THEN 90
420 IFC$="T" THEN 710 ELSE 180
430 '
440 ' SUBROUTINE TO PLOT
450 ' COLOR MODULES
460 '
470 Y1=Y+V:Y2=Y
480 FORF=1TOMD
490 X1=X:X2=X+S
500 FORG=1TOMA
510 GOSUB610
520 X1=X1+1:X2=X2+1
530 NEXT
540 Y1=Y1+V:Y2=Y2+V
550 NEXT
560 RETURN
570 '
580 ' NESTED SUBROUTINE TO
590 ' DRAW ONE MODULE
600 '
610 FORCO=1TOI
620 COLOR C(CO)
630 LINE(X1,Y1)-(X2,Y2),PSET
640 X1=X1+1:X2=X2+1
650 NEXT
660 RETURN
670 '
680 ' SUBROUTINE TO PRINT THE
690 ' PREVIOUS COLOR CODE
700 '
710 FORCO=1TOI
720 PRINTC(CO);
730 NEXT
740 INPUT$ 'PRESS <ENTER> KEY
750 GOTO180
```

Program Listing 1. Color File

```

10 ' COLOR 80
20 '
30 DIM I(21),C$(21),C(21)
40 PCLS
50 CLEAR 500
60 '
70 ' SET UP LETTER AND NUMBER
80 '   STRINGS
90 '
100 CC$="L4D8R4U2L2U4R2U2"
110 OO$="R6D8L6U8D2R4D4L2U4"
120 LL$="R2D6R2D2L4U8"
130 RR$="D8R2U3F3R2H3R2U5L6"
140 N8$="R8D6G1F1D6L8U6E1H1U6D2R6D3L4U3BM+0,7D3R4U3L4"
150 N0$="D14R10U14L10D2BM+2,0D10R6U10L6"
160 '
170 ' MAIN PROGRAM LOOP
180 '
190 PCLS
200 PMODE4,1:SCREEN1,1:PMODE3,1
210 X=4:Y=90:H=4:V=108
220 FORS=1TO21
230 S$="S"+STR$(S)
240 FOR I=1TO4
250 '
260 ' MULTI-COLOR REVISION
270 '
280 C(I)=RND(4)
290 C$(I)="C"+STR$(C(I))
300 '
310 ' CONNECTIONS AND VARIABLES
320 '
330 BM$="BM"+STR$(X)+","+STR$(Y)+"E"
340 MM$="BM"+STR$(H)+","+STR$(V)+"R"
350 A$=C$(I)+BM$+S$
360 B$=C$(I)+MM$+S$
370 '
380 ' PUT THE PIECES TOGETHER
390 '   AND DO THE DRAWING
400 '
410 X$=A$+CC$+"BM+2,2"+OO$+"BM+6,1"+LL$+"BM+6,2"+OO$+"BM+6,0"+RR
    $
420 DRAW X$
430 X$=B$+N8$+"BM+10,-10"+N0$
440 DRAW X$
450 '
460 ' CHANGE VARIABLES FOR NEXT
470 '   TIME THROUGH LOOP
480 '
490 X=X+1:Y=Y-1:H=H+1
500 NEXT I,S
510 GOTO 210

```

Program Listing 2. Color 80

in Color File. The original idea was to let the computer generate random colors while you select the codes you want by pressing T. This works fine when a color has only two or three codes. But when the computer gets about halfway through, it selects the same colors more often than it selects new colors. The only way to be sure you have seen all the possibilities is to take a more logical approach.

This involves making the following changes to the original Color File program, especially for codes of four or more primary colors:

```

190 PRINT"COLOR #"+CO+"::INPUTC(CO)
420 FORW=1TO400*5:NEXT:GOTO710

```

These changes allow you to select the color code. For codes of five colors, the logical order of selection is 11111

(black), 11112, 11113, 11114, 11121 ... 44443, 44444 (white).

This program prints the codes and color names only on the screen, requiring that you generate a handwritten list of your own. If you have a printer or disk drive, you have to rewrite lines 710-740 to create a complete file on disk or to print it.

For the actual filing process, I found it easier to use general names for color categories. I chose the rainbow colors for the category names and then broke down each general category into sub-categories. Some examples are violet, blue-violet, blue, blue-green, green, and so on.

When filing, you also find many off-whites, gray tones, and other colors that are difficult to name. I started one file for colors that do not fit into any other

category. I call this file "garbage," but I do not intend to throw it out because I might find uses for some of these colors in the future.

After you have a full set of colors in each category, subdivide the general categories into various hues and shades. I use the same variation of Color File, with fewer modules across and down, to put more colors on the same screen. For my file, I use a letter to designate different hues of, say, orange. Then I break down each hue into several shades, which I number from 0 to 9. First I locate a "norm" for each hue, which I number 5, and then I find darker shades on one side and lighter on the other.

---

*"Color modules are the basis for the concept of multicolor graphics."*

---

It is difficult to assign hues and shades in the categories for earth colors and neutrals, which include flesh, peach, and the like. In these cases, you might be better off naming each code.

Line 240 controls the mode in which you are working. The program puts you in mixed mode 3 on 4, but you can change this to any other mode, straight or mixed, that you prefer. My only suggestion is that you work with one mode until your color file is complete, then go on to another.

### Renovating Old Programs

It takes months to file all the colors, so you might want to take a break from filing and apply these new techniques to some old programs. Some of them will work well in a mixed mode, while others will work nicely if you add more colors. You can use multicolor potential with CIRCLE, LINE, and DRAW commands in any graphics program. Some programs, however, do not work as well in multicolor or mixed modes.

I have included two programs to illustrate how you can add more color to existing programs. I originally wrote the first, Color 80 (Program Listing 2), in PMODE4,1:SCREEN1,1. I have marked the section of the program that adjusts it for multicolor use. This program works well with the computer's double-speed option. Older computers do not have this option, so be sure yours does before you enter POKE 65495,0 to double the speed. Be sure to slow down



```

10 ' NEON WREATH
20 '
30 PMODE 4,1
40 PCLS
50 SCREEN 1,1
60 PMODE 3,1
70 V=256/210:PI=3.14592654
80 FOR K=1 TO RND(3)+6
90 FOR I=1TO6:A(I)=RND(4):NEXT
100 X=RND(96):Y=RND(96)
110 R=SQR(X^2+Y^2):IF R>96 THEN 100
120 T=RND(96):Z=RND(96)
130 S=SQR(T^2+Z^2):IF S>96 THEN 120
140 GOSUB 200
150 Y=-Y:Z=-Z
160 GOSUB 200
170 NEXT K
180 FOR Q=0TO400*5:NEXT
190 GO TO 30
200 W=ATN(Y/X):Q=ATN(Z/T)
210 FOR J=1 TO 6
220 W=W+PI/3:Q=Q+PI/3
230 X2=R*COS(W):Y2=R*SIN(W):T2=S*COS(Q):Z2=S*SIN(Q)
240 F1=X2*V+128:G1=Y2+96:F2=T2*V+128:G2=Z2+96
250 '
260 ' REVISION FOR MULTI-COLOR
270 '
280 FOR I=1TO5
290 COLOR A(I),0
300 LINE(F1,G1)-(F2,G2),PSET
310 F1=F1+1:G1=G1+1
320 F2=F2+1:G2=G2+1
330 NEXT I
340 NEXT J
350 RETURN

```

Program Listing 3. Neon Wreath

the computer with POKE 65494,0 before you try to do anything with cassette, disk, or sound.

Neon Wreath (Program Listing 3) is a multicolor adaptation of one of my favorite demo programs. In line 90, the computer chooses six random primary colors. I marked the program where I used five of the six colors. You can change the 5 in line 280 to a 6 if you want to see all the colors.

You should be able to adapt any program to use random multicolor graphics by lifting the appropriate lines from Neon Wreath. It does not require any confusing jumps to subroutines, and you can choose the colors at one place and use them at another, as they are here. If you prefer Pastel Wreath to Neon Wreath, change to PMODE 3,1 in the straight mode.

Next month I will discuss two utility programs, which you need a color file to use. Both require two joystick controllers. ■

Address correspondence to Kenneth C. Anderson, 1055 Zophi St., Nashville, TN 37216.

# ARCADE EXCELLENCE

YOU'LL FORGET YOU'RE IN YOUR OWN HOME WHEN YOU PLAY...

## Dunkey Munkey AND STARFIRE



32K



16K

To conquer the Munkey:  
Climb ladders, jump girders and fight fires on the first screen, jump barrels and ride elevators on the second.  
CASSETTE ..... \$24.95

Fly around the planet's surface defending it's inhabitants from being carried away by alien ships.  
CASSETTE ..... \$21.95

ULTRA-FAST MACHINE LANGUAGE ■ HIGH RESOLUTION GRAPHICS ■ SENSATIONAL SOUND EFFECTS

### Intellectronics

(516) 543-6642

✓ 249

MAKE CHECK PAYABLE TO INTELLECTRONICS  
22 CHURCHILL LANE, SMITHTOWN, NY 11787  
N.Y. Residents Please Add Sales Tax. We Pay Shipping.  
Dealer Inquiries Invited

FOR YOUR TRS-80 COLOR COMPUTER

BY JOHN S. CULLINGS

# THE MIGHTY MITE MC-10

Meet the MC-10. Radio Shack's new TRS-80 Micro Color Computer is the latest addition to the Color Computer family. At one-sixth the size of a CoCo and at a retail price of \$119.95, the new MC-10 will generate much interest with personal-computer enthusiasts (see Photo 1).

What's this computer really like? How compatible is it with the Color Computer? What's under the hood? What hidden features does it have? How are musical tones generated? Is machine-language programming possible? Sit down, relax, and enjoy the potpourri of MC-10 knowledge to follow.

## A Quick Example

Let's get started by jumping off at the deep end to answer the last question

Radio Shack's entry into the low-priced micro market reveals its secrets: CoCo power at a poco price.

first. Program Listing 1 is a Basic program that POKES a machine-language program, a short routine that plays a tune and changes the screen color, into memory. Try it, just for fun. Type in the program exactly as shown (you can omit the remarks at lines 11, 31, and 61).

Type RUN, and press enter. After the OK prompt, type EXEC and press enter. You have just run your first ma-

chine-language program on the MC-10! I'll give more information on machine-language programming later in this article. For the curious reader, hex address FFAB is the Basic ROM's entry point for the SOUND command.

## A Look Inside

The MC-10 consists of 20 ICs for the computer hardware (Photo 2) and a video modulator (Photo 3). Most of the ICs are from the standard 7400 family. There are four key ICs: the MC6803 microprocessor, MC6847 video-display generator (VDG), and two NEC PD4016, 2048-by-8-bit static RAMs. The MC-10



Photo 1. The MC-10 Micro Color Computer

```

10 REM MC10 MACHINE LANGUAGE
11 REM *SOUND & SCREEN DEMO*
15 CLEAR 100,20000
20 FOR I=20000 TO 20041
25 READ A: POKE I,A: NEXT I
30 POKE 16927,78: POKE 16928,32

31 REM LDD snd len JSR FF AB
35 DATA 204,120,002,189,255,171
40 DATA 204,154,002,189,255,171
45 DATA 204,176,002,189,255,171
50 DATA 204,189,004,189,255,171
55 DATA 204,176,002,189,255,171
60 DATA 204,189,006,189,255,171

61 REM LDAA #88 STA BF FF RTS
65 DATA 134,088,183,191,255,057
    
```

Program Listing 1. Machine-Language Sound and Screen Demo

## System Requirements

The MC-10  
4K RAM

| CoCo Functions<br>Not in MC-10 | MC-10 Functions<br>Not in Color Basic |
|--------------------------------|---------------------------------------|
| '                              | LET                                   |
| ELSE                           | LPRINT                                |
| CSAVE,A                        | ↑                                     |
| OPEN                           | SQR                                   |
| CLOSE                          | LOG                                   |
| MOTOR                          | EXP                                   |
| AUDIO                          | COS                                   |
| SUB                            | TAN                                   |
| EOF                            | VARPTR                                |
| JOYSTK                         | CLOAD*                                |
|                                | CSAVE*                                |

Table 1. Basic Command Differences

video modulator is a new design, which uses an MC1372 IC for generating the RF. The old-style modulator used a transistor to generate the RF.

Another function of the new modulator is the generation of the clock signals for the MC6803 microprocessor. The internal clock frequency of the MC6803 is 0.8949 MHz. The MC-10 uses an inexpensive color TV crystal at 3.5795 MHz, which is located inside the video-modulator package. The MC6803 takes the color crystal frequency and divides it by four to get the internal clock frequency of 0.8948 MHz. The color crystal supplies the color-burst frequency to the MC1372, which generates the colors of the MC-10 computer.

The heart of the MC-10 is the MC6803 microprocessor, which is an 8-bit IC (Fig. 1). The MC6803 is unique in a number of ways. It has 128 bytes of internal RAM; a 16-bit, three function programmable timer; serial interface; and 29 parallel I/O and two handshaking control lines.

One of the outstanding features of the MC6803 is the 29 parallel I/O lines (Fig. 2). Figure 2 shows the MC6803 having four ports. These ports are much the same as a peripheral interface adapter (PIA). A PIA function is to provide a universal means of interfacing peripheral devices to the computer, such as the VDG, printer, or keyboard.

The MC6803's four ports are more than just a PIA. These four ports can function as bidirectional, 8-bit data ports or multiplexed as an address or data bus. Port 1 decodes the keyboard. Port 2 provides interfacing from the cassette and printer. Port 3 is a multiplexed port; it is multiplexed between the data bus lines D0 through D7 and the lower-memory address line A0 through A7. Port 4 provides the upper-memory line A8 through A15.

The MC6803 has 128 bytes of internal



Photo 3. The Video Modulator




Photo 2. Inside the MC-10

memory from decimal 128 to 255 or hex 0080 to 00FF. This memory area serves as the operating-system work area. Another feature of the MC6803 is its reduced IC count, made possible by the way the MC6803 handles the 29 I/O lines. This makes the MC6803 a very powerful computer for its low IC count.

The MC-10 memory consists of two NEC PD4016 2K static RAM ICs. (Figure 3 shows its pin configuration.) The RAM goes from decimal 16384 to 20479 or hex 4000 to 4FFF. U9 provides the first 2K of RAM, and U10 provides the second 2K.

Table 4 shows the MC-10's memory map. Decimal 0000 to 0031 is for internal addresses of the ports. Decimal 128 to 255 is the internal RAM of the MC-

6803. Decimal 16384 is the start of the video-display area. Basic starts at decimal 17222 and can run up to decimal 20377 for a 4K MC-10. The stack pointers are stored from decimal 20378 to 20479.

The MC-10 uses the MC6847 video-display generator, but not to its full potential. The MC6847 needs 6K of memory for the highest-resolution graphics mode. The MC-10 supports the full color set of the MC6847: four different alphanumeric modes; two semigraphics modes, and nine colors.

#### CoCo Comparison

How does the MC-10 keyboard compare with the CoCo keyboard? It uses real push-button keys, but the keyboard

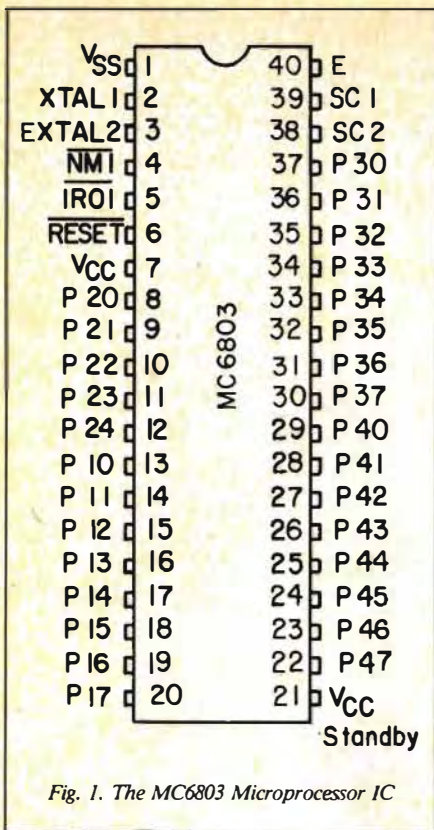


Fig. 1. The MC6803 Microprocessor IC

is only three-quarters size. Touch typists won't be pleased. Also, the loss of five keys (48 vs. 53), including the left shift key, makes typing more difficult.

On the positive side, you can enter 38 Basic keywords by pressing the control key and another key together. Also, you can enter all 16 graphic characters with eight different background colors (128 total) by pressing shift and one of 16 alphabetic keys together. The actual screen display is the reverse of the keyboard symbols, however.

Most of the MC-10 Basic commands are the same as the Color Computer (non-Extended) commands. Table 1 summarizes the Basic command differences. The MC-10 command set includes six scientific functions, which require the Extended Basic option on the CoCo. Machine-language programmers take note: The Color Computer

Basic commands CLOADM, EXEC, USR, and VARPTR are all included in the MC-10 command set.

Although the Basic commands are similar, most of the Basic machine-code tokens are not. This means that Basic programs on cassette will not run, list or renumber properly on the other type computer.

Fortunately, it seems that cassette tape file formats are compatible. I have been able to SKIPFile, CLOAD, and CLOADM MC-10 cassette programs on my revision E, Extended Color Basic Color Computer. It should be possible to write a translation program to convert MC-10 Basic programs to CoCo Basic programs and vice-versa. Machine-language programs for the MC-10's 6803 microprocessor could be written and assembled on the CoCo. The machine-language cassette tape could then be CLOADMed into the MC-10.

### Music Anyone?

The MC-10 operation manual describes the SOUND command, but does not describe which tone number produces which musical note. For example, SOUND 102,14 produces a middle C for one second. Table 2 shows a piano keyboard layout with tone numbers for about 3½ octaves. As the tone number increases, the precision of the musical pitch decreases. Not being particularly musically inclined, I will leave the compositions to you.

### 9,600 Baud?

For those of you with serial printers that operate at rates of other than 600 baud, don't give up. The MC-10 will run at almost any rate you choose. Although the 6803 microprocessor chip includes a serial output port, Radio Shack has chosen to implement the serial output function the CoCo way. By POKEing a number into location 16931 and 16932 (hex 4223 and 4224), you can select a variety of baud rates. For all baud rates from 300 up, only one POKE is required because location

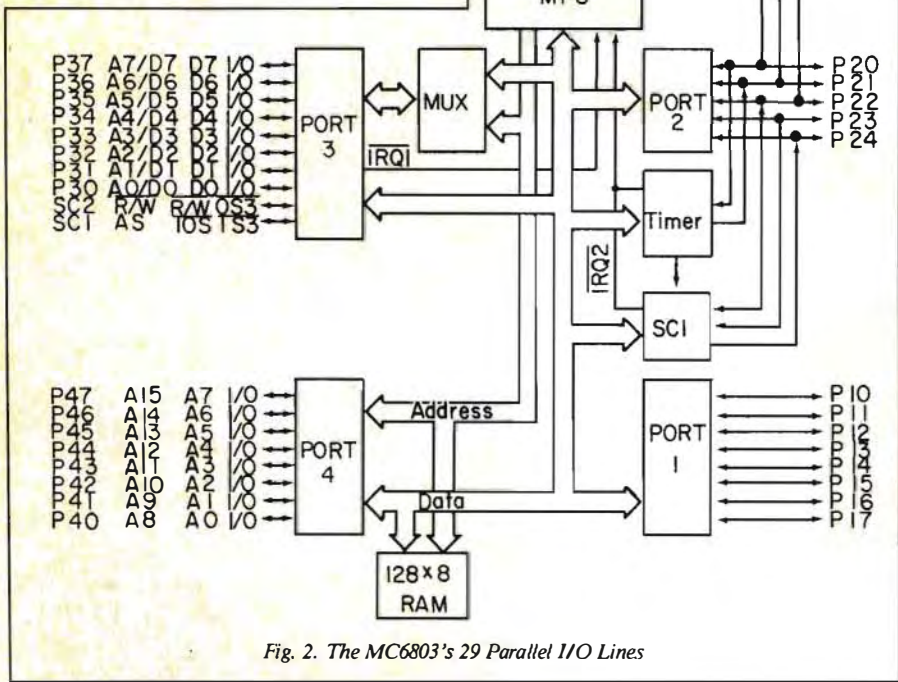


Fig. 2. The MC6803's 29 Parallel I/O Lines

|     |     |     |     |     |     |     |     |     |     |     |     |     |     |     |     |     |     |     |     |     |     |     |     |
|-----|-----|-----|-----|-----|-----|-----|-----|-----|-----|-----|-----|-----|-----|-----|-----|-----|-----|-----|-----|-----|-----|-----|-----|
| 011 | 024 | 050 | 073 | 093 | 102 | 120 | 134 | 141 | 154 | 165 | 176 | 180 | 189 | 196 | 200 | 206 | 212 | 217 | 219 | 223 | 227 | 229 | 232 |
| E   | F   | G   | A   | B   | MID | D   | E   | F   | G   | A   | B   | C   | D   | E   | F   | G   | A   | B   | C   | D   | E   | F   | G   |

Table 2. Tone Numbers for Musical Notes

16931 contains a zero for these speeds. Baud rates from 110-4,800 have worked 100 percent with a Hewlett-Packard Model 85 computer at the other end. A 9,600 baud rate did not work. Apparently the MC-10 skips over the 9,600 baud rate—too fast or too slow. My 9,600-baud buffered printer does work with the MC-10. Try it, maybe it will work for you. Table 3 lists the values to POKE for all the common baud rates.

Teleprinter users might be interested in an end-of-line delay POKE. The two addresses immediately above the baud-rate addresses 16933 and 16934 (hex 4225 and 4226) control the amount of delay at the end of each line. I cannot recommend a precise value, but try POKEing large numbers (less than 255) into address 16933.

| Baud | ADDR 16931 | ADDR 16932 |
|------|------------|------------|
| 110  | 2          | 163        |
| 300  | 0          | 241        |
| 600  | 0          | 118        |
| 1200 | 0          | 57         |
| 2400 | 0          | 26         |
| 4800 | 0          | 10         |
| 9600 | 0          | 2**        |

\*\*This baud rate may be too far off for reliable operation.

Table 3. Baud Rates

```

0 REM MODS TO MIMO
66 A=A+48-7*(A>9)
245 GOSUB30:IF ER=1 THEN255
247 POKE SDA,DB:CDB=PEEK(SDA)

320 IF MO=1 THEN405
322 GOSUB120

805 PRINT"MIMO COMMANDS:M,D,F,C,J,E"

845 IFC$="E" THENEXEC63278

*** DELETE LINES:
    840,950,955,960,965,970

```

Program Listing 2. Modifications to MIMO Program

```

5 REM CSAVEM *USE DECIMAL NRS*
10 POKE 16999,2: GOTO 30
20 A=INT(DA/256):B=DA-256*A:RETURN
30 INPUT"STR":DA:GOSUB 20
40 POKE 17004,A:POKE 17005,B
50 POKE 17007,A:POKE 17008,B
60 INPUT"END":DA:GOSUB 20
70 POKE 17009,A:POKE 17010,B
80 INPUT"TXFR":DA:GOSUB 20
90 POKE 17002,A:POKE 17003,B
100 INPUT"NAME":N$
110 PRINT"PUSH RECORD AND ENTER"
120 K$=INKEY$:IF K$="" THEN 120
130 EXEC 64603 N$:FOR I=1 TO3000
140 NEXT:PRINT"DONE":SOUND66,3

```

Program Listing 3.

## MC-10 Monitor

A useful and essential utility for machine-language programming is a monitor which examines and changes individual bytes in memory, and displays large blocks of memory in hex code and in ASCII (alphanumeric) representation.

I decided to modify the MIMO Basic monitor of Sergio Zigras (*80 Micro*, Jan. 1983, pp. 252-256) for the MC-10. Originally written for the 16K RAM Color Computer, this little monitor does an excellent job on the MC-10. It even includes a Find routine to search for any character or string.

(If you do not have a copy of the January *80 Micro*, send a self-addressed, stamped envelope to *HOT CoCo*, Pine St., Peterborough, NH 03458. We will send you a copy of the article.)

The modification of MIMO turned out to be very simple. Only one Basic command is not supported by the MC-10—the ELSE command in lines 66, 245, and 320. Why did Radio Shack eliminate this useful command? Also the Basic reentry address of line 845 needs to be changed to the appropriate

MC-10 address (63278).

Finally, I deleted lines 840, 950, 960, 965, and 970 (the Verify function) to save memory. With these changes, a 4K MC-10 has approximately 750 bytes of user memory available for a machine-language program. Use the command CLEAR 100, 19630 to reserve space for such a program. Program Listing 2 lists the necessary changes to the MIMO program.

## Pièce de Résistance

Here's where we get to the greatest challenge, and possibly the most interesting facet of the MC-10 Micro CoCo. My goal is not to teach beginning Assembly-language programming, but to point out the real possibility of serious machine-language programming on the little CoCo. MC-10 machine-language programming is quite similar to that of the Color Computer; however, the operation manual gives no clue to this capability.

The 6803 microprocessor is very similar to the 6800, but with some added features such as an internal 128-byte RAM and an internal PIA. It is also similar to the 6809 chip with many iden-

| HEX       | DECIMAL     | FUNCTION            |
|-----------|-------------|---------------------|
| 0000-001F | 00000-00031 | 6803 micro I/O      |
| 0080-00FF | 00128-00255 | Direct Page RAM     |
| 4000-41FF | 16384-16895 | Screen Memory       |
| 4200-4284 | 16896-17028 | System overhead     |
| 4285-42AE | 17029-17070 | RAM hooks           |
| 42B2-4334 | 17074-17204 | Key entry buffer    |
| 4346-4F99 | 17222-20377 | BASIC area          |
| 4F9A-4FFF | 20378-20479 | System stack        |
| 5000-8FFF | 20480-36863 | RAM expansion       |
| E000-FFFF | 57344-65535 | BASIC ROM           |
| FFDC-FFED | 65500-65517 | ROM subr entry addr |
| FFF0-FFFF | 65520-65535 | 6803 Interupts      |

Table 4. MC-10 Memory Map

| HEX       | DECIMAL     | FUNCTION | FUNCTION        |
|-----------|-------------|----------|-----------------|
| PNTR ADDR | PNTR ADDR   | NAME     | DESCRIPTION     |
| FFDC F883 | 65500 63619 | POLCAT   | Poll keyboard   |
| FFDE F9C6 | 65002 63942 | CHROUT   | Char out        |
| FFE0 FF4E | 65504 65358 | CRSDON   | Tape startup    |
| FFE2 FEB9 | 65506 65209 | BLKIN    | Read block      |
| FFE4 FCC0 | 65508 64704 | BLKOUT   | Write block     |
| FFE6 FFAB | 65510 65451 | SNDOUT   | Sound out       |
| FFE8 FCB7 | 65512 64695 | WRTLDR   | Write leader    |
| FFEA ECE3 | 65514 60643 | GIVABF   | 2 bytes → BASIC |
| FFEC EBC7 | 65516 60359 | INTCNV   | BASIC → 2 bytes |

Table 5. Subroutine Entry Addresses

tical operation codes. However, it does not contain a U or Y register, and it has fewer addressing modes. It is much more difficult to write position-independent code with the 6803.

For more information on the 6803 chip, I recommend reading *6801, 68701, and 6803 Microcomputer Programming and Interfacing*, by Andrew C. Staugaard, Jr. The pocket reference guide by Motorola is also worth having. Ask for the *MC6801/68701/6803 Microcomputer Instruction Set Summary* from Motorola Inc., Integrated Circuits Division, 3501 Ed Bluestein Blvd., Austin, TX 78721.

A necessary Basic command for use with machine-language programming is CSAVEM (save a machine-language program to cassette). This is an Extended Basic command on the CoCo. Program Listing 3 is a short Basic program that performs the CSAVEM function. The start, end, and transfer addresses must be given as decimal numbers, usually near the top of RAM. I use decimal 20000 (hex 4E20) for a convenient starting address.

Efficient machine-language pro-

gramming on any computer requires a knowledge of its architecture, memory use, ROM subroutine addresses, and RAM hooks. Table 4 shows the overall memory map of the MC-10. Addresses are listed in both decimal and hexadecimal notation.

Of special interest is the table of pointers to useful ROM subroutines. Table 5 lists these subroutine pointers and the addresses to which they point. For information on the operation of these subroutines, refer to Radio Shack's book *Getting Started with Color Basic* section IV, part B, pp. 267-270.

The ROM subroutine entry-address table in the MC-10 is a list of addresses where you find the various subroutines. For example, the POLCAT address of 65500 (hex FFDC) points to 63619 (hex F883). The correct way to use the ROM subroutine entry points is as follows:

```
POLCAT EQU 65500
LDX POLCAT Get POLCAT
                    pointer
JSR 0,X           Jump subr there
```

If the X register cannot be used or if memory is to be conserved, POLCAT can be called directly by JSR \$F883, but this method is somewhat risky. Some future version of the Basic ROM might not use the same subroutine addresses.

#### Key-Code Example

Program Listing 4 is a Basic program with an imbedded machine-language subroutine. This program illustrates the use of POLCAT, GIVABF, and USR subroutine calls. This program was adapted from a Color Computer program on page 268 of *Getting Started with Color Basic*.

The machine-language subroutine listing (Program Listing 5) is given for reference. You can gain much insight into the differences between 6803 and 6809 machine-language programming by comparing this listing with the Radio Shack original.

The key-code program can be especially useful to the MC-10 user because it shows the ASCII codes for all the graphic characters and keyboard Basic commands. Just type in and run Listing 4. After you press each subsequent key, the character and its ASCII code will display. To get control codes 1-26, press control Z and any character from A to Z. To exit this program press enter.

#### Inconclusions

The MC-10 keyboard is good. The keyboard is bad. The Basic is powerful—but not powerful enough. The price is low. The price is too high.

Take your pick. A few things are clear to me:

- 4K memory is not enough (more is promised).
- The missing left shift key is a pain in the... finger.
- That 6803 is one powerful microprocessor.
- Where's the joystick port???
- The small size is neat. Where can I get a matching TV?
- A high-resolution graphics mode is not likely.
- Integrated circuits should be in sockets.
- A direct video output would sure be nice.

Radio Shack, I love/hate you. ■

Address correspondence to the author c/o HOT CoCo, Pine St., Peterborough, NH 03458.

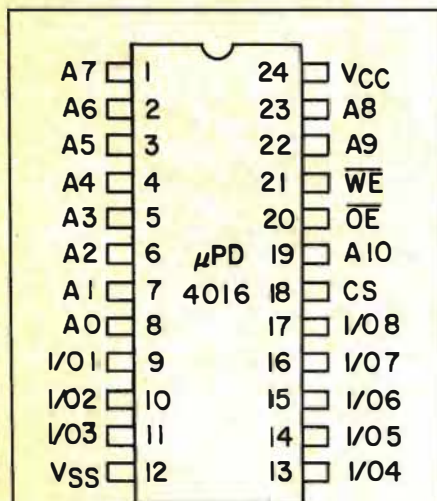


Fig. 3. Pin Configuration of the NEC PD4016 Static RAM IC

```
10 REM ASCII KEY CODE
20 CLEAR 100,20000
30 FOR I=20000 TO 20027
40 READ A: POKE I,A: NEXT I
50 DATA 254,255,220,173,000,039
60 DATA 249,129,010,038,010,173
70 DATA 000,039,252,129,065,045
80 DATA 002,128,064,022,079
90 DATA 254,255,234,110,000
100 POKE 16918,78: POKE 16919,32
110 A=USR(0)
120 IF A=13 THEN END
130 PRINT CHR$(A);"=";"A
140 GOTO 110
```

Program Listing 4. ASCII Key Code

| HEX CODE | SOURCE CODE      | COMMENTS           |
|----------|------------------|--------------------|
| FE FFDC  | LOOP1 LDX POLCAT | Addr of POLCAT     |
| AD 00    | JSR 0,X          | Poll for a key     |
| 27 F9    | BEQ LOOP1        | if none, try again |
| 81 0A    | CMPA #10         | Control key        |
| 26 0A    | BNE OUT          | Exit if not        |
| AD 00    | LOOP2 JSR 0,X    | Yes, get next key  |
| 27 FC    | BEQ LOOP2        | if none, try again |
| 81 41    | CMPA #65         | is it A to Z?      |
| 2D 02    | BLT OUT          | if lower, exit     |
| 80 40    | SUBA #64         | convert to CTRL    |
| 16       | OUT TAB          | get rtn byte ready |
| 4F       | CLRA             | zero MSB           |
| FE FFEA  | LDX GIVABF       | Addr of GIVABF     |
| 6E 00    | JMP 0,X          | go there           |
|          | POLCAT EQU 65500 |                    |
|          | GIVABF EQU 65514 |                    |
|          | END              |                    |

Program Listing 5. The Assembly Version of Listing 4

# The NEW Color Accountant: much more than a great balancing act.

This is a class act, the headliner. Our NEW Color Accountant is a star performer. In fact, this is the second edition of the **most complete financial package available** for TRS-80 COLOR users... more flexibility, greater accuracy and even more ease of operation than before. Here's how it performs:

1. CHECKBOOK MAINTENANCE — automatically balances your checkbook with each entry; manages checks, charges, deposits and interest quickly and accurately.
2. CHART OF ACCOUNTS — maximum of user flexibility with up to 99 accounts plus 9 sub-categories may be defined.
3. CHECK SEARCH — multi-reference; tracks items on every field including tax deductibles.
4. NET WORTH/ INCOME/EXPENSE STATEMENT — know-exactly-where-you-stand program generates statements with the touch of a key.
5. TIMELY BUDGET ANALYSIS — detailed evaluation of **all** expenditures and income.
6. CHECK WRITER — prints personalized checks.\*

7. PAYMENTS/APPOINTMENTS CALENDAR — monthly displays of up to 250 bills and 200 appointments.

8. COLOR GRAPH DESIGN PACKAGE — graphs all monthly files.

9. MAILING LIST — maintains all records, sorts by name or zip, allows add/change/delete.

10. FRIENDLY USER MANUAL — complete with system flow charts and indexing; over 130 pages of the most thorough documentation on the market.

This menu-driven star provides print-outs of all files and statements plus sound assisted data entry. Less than one hour of data input per month provides all the financial wizardry you'll ever need.

If this class act costs more than others, it's because this is the star of the show and you want only the best to handle your finances.

TRS-80 COLOR is available on cassette with 16K and 32K Ext. Basic, 32K only for diskette.

**Just \$74.95 cassette and \$79.95 diskette and the best you can buy will start performing for you.**



To order call

## 1-800-334-SOFT

DEALER INQUIRIES INVITED

# programmer's institute

a division of **FUTURE HOUSE**

✓ 245

p.o. box 3470, chapel hill, north carolina 27514, 919-967-0861

BY HOWARD F. BATIE



# GALAXY TREK ADVENTURE 2

All right, adventurers! Here's one for you Trekkies out there—and not just a beginner's tour around the Enterprise. In this full-blown adventure, you'll have to investigate five full levels in the Enterprise, locate and collect the equipment necessary to safely explore the surface of a strange and dangerous planet, combat a deadly plague, and outwit the ruthless Romulans aboard their Battle Cruiser. Even if you do make it back safely to the Enterprise, you'll have to stay alert to avoid the armed Romulan guards sent

This challenging adventure will test the limits of your resources and provide hours of play.

to capture the ship as a war prize for their Empire!

Don't leave anything to chance, and investigate everything thoroughly. Deadly traps are set for you, and you never know when you may run into an armed Romulan with an itchy trigger finger. They don't always play fair, so do unto them before they do unto you! Keep your wits about you and your phaser ready! OK, Captain, are you ready to begin?

### Captain's Log—Stardate 2846.5

Several days have passed since we received notification on the subspace priority channel that further peace negotiations between our Federation and the Romulan Empire will probably be fruitless. It appears that our already delicate truce will degenerate into a state of conflict, if not outright war.

Although the Enterprise is fully battle-ready and staffed with the best technicians and equipment in the Federation, Star Fleet Command has directed that we undertake a sensitive and secret mission to obtain all possible information on a new device reportedly developed by the Romulans: a device that provides a cloak of invisibility for an entire starship so that it cannot be detected by any ship's sensors.

Such a cloaking device could significantly alter the balance of advantage in an armed conflict. The Enterprise has been directed to obtain one of these intact, through any means necessary, and to return it to the nearest Starbase for detailed examination.

However, as important as this primary mission is, we have intercepted a weak signal on the emergency distress frequency coming from the planet Tycho IV. An epidemic of deadly Par-

| Line | Checksum | Line | Checksum |
|------|----------|------|----------|
| 135  | 5759     | 235  | 13492    |
| 150  | 3392     | 240  | 10185    |
| 160  | 2425     | 245  | 5783     |
| 170  | 1765     | 265  | 4341     |
| 180  | 15203    | 280  | 8230     |
| 185  | 15806    | 295  | 9877     |
| 190  | 13718    | 310  | 1706     |
| 195  | 14891    | 325  | 7890     |
| 200  | 8385     | 330  | 7239     |
| 215  | 1533     | 335  | 6757     |
| 230  | 7814     | 340  | 6446     |

Table 1. Checksum Values for DATA Statements.

### System Requirements

32K RAM  
Color Basic



melian fever has spread to this observation post near the edge of the Federation/Empire neutral zone.

If not checked within the next few hours, the spores causing the fever could mutate into a form that cannot be controlled. This would endanger all life forms in this entire quadrant of the galaxy.

Dr. McCoy is preparing a vaccine he says is effective against the Parmelian spores before they mutate; however, its magnetic properties are such that the vaccine would be made useless if transported to the planet's surface in the normal manner. Therefore, Dr. McCoy and I must deliver the vaccine to the colony hospital on Tycho IV by the shuttlecraft Galileo. Bones assures me that the vaccine will be ready by the time the Enterprise is in stable orbit.

Tycho IV is a small Class M planet, the fourth of seven orbiting an aging twin star. Mr. Spock has scanned the surface of the planet and found it to be within human limits: a thin but breathable atmosphere, and an average temperature somewhat cooler than earth.

Coordinates of the hospital have been entered into Galileo's guidance section. There is, however, a slight but unusual magnetic anomaly detected occasionally, but the exact source can't be located by our ship's sensors. I have instructed Spock to continue his analysis of this anomaly.

Ensign Chekhov has just informed me that we have achieved stable orbit around Tycho IV, and that the Galileo is ready. Mr. Spock is in the Science Laboratory and will be in charge while we deliver the vaccine.

The Enterprise will remain in condition yellow, ready to go instantly to full alert at the first indication of danger. I am now proceeding to sick bay to get Dr. McCoy and the vaccine; together we will proceed to the Galileo.

Report to continue upon return from Tycho IV.

### Program Instructions

If using Extended Color Basic, execute PCLEAR1 before CLOADing or entering the program. At any time during the adventure, you can review the items you're carrying by typing INV (for inventory), you can ask Mr. Spock for assistance by typing HELP, or you can end the adventure by typing QUIT. Full adventure instructions for taking other actions are included within the program.

One final note on the listing: It is lengthy and keystroke errors are quite probable if you manually enter the pro-

gram from the magazine listing. Therefore, I've included checksum values at the end of each program line which is not a DATA statement. The DATA statement checksums are given in Table 1. An article in *80 Micro* (November 1982, pp. 410-413) described the method for deriving the checksums.

When you type in the listing, omit the apostrophe and checksum value at the end of lines 100-9999. Then run 63000. The checksum values shown on the screen can be compared with those at

the end of each line; if they don't agree, check for an error in that line. When all errors are fixed, lines 63000-63070 can be deleted and the good program CSAVEd on a new cassette.

If this sounds like too much work, a prerecorded cassette tape of *Galaxy Trek Adventure #2* is available for \$10, postpaid, from HFB Enterprises, 12002 Cheviot Drive, Herndon, VA 22070. ■

*You can contact Howard F. Batie at the above address.*

### Program Listing

```
10 ' STAR TREK ADVENTURE #2
15 '
20 ' COPYRIGHT 1983 BY
30 ' HOWARD F. BATIE
80 '
100 CLS: CLEAR200: PRINT@135, "S T A R T R E K": PRINT@196, "A D V
E N T U R E # 2": PRINT@392, "COPYRIGHT 1983": PRINT@424, "HOWARD
F. BATIE" '6743
110 DIM QLS(59), QSS(59), QOS(11), QVS(31), QNS(28), LVS(5), LO(11), DM(
59,3) '3571
120 CL=25: LC=15: BL=1: CA=1: PS=1: RG=1 '2761
130 FORI=1TO5: READLV$(I): NEXT '1525
135 DATABRIDGE, PERSONNEL SECTION, TECHNICAL DEPARTMENTS, SECURIT
Y SECTION, ENGINEERING
145 READA$, B$: FORI=1TO5: QLS(I)=A$: QLS(I+5)=B$: NEXT '3030
150 DATA AT THE ENTRANCE TO A TURBOLIFT, IN A TURBOLIFT
155 READA$: FORI=11TO18: QLS(I)=A$: NEXT '2085
160 DATA IN A CORRIDOR OF THE ENTERPRISE
165 READA$: FORI=19TO22: QLS(I)=A$: NEXT '2098
170 DATA IN A VENTILATION DUCT
175 FORI=23TO43: READQL$(I): NEXT '1667
176 READA$: FORI=44TO46: QLS(I)=A$: NEXT '2113
177 FORI=47TO59: READQL$(I): NEXT '1682
180 DATA AT THE SCIENCE OFFICER'S STATION, AT THE HELMSMAN'S CONSO
LE, AT THE ASTROGATION CONSOLE, AT THE COMBAT CONSOLE, AT THE COMMU
NICATIONS CONSOLE, IN THE TRANSPORTER ROOM, IN THE GYMNASIUM, IN SI
CK BAY, IN ENVIRONMENTAL CONTROL
185 DATA IN THE SCIENCE LAB, IN THE SHIP'S LIBRARY, IN THE SHIP'S S
TOREROOM, IN THE ARMORY, IN THE SHIP'S BRIG, IN ENTERPRISE'S HANGAR
BAY, IN THE AIRLOCK, IN MAIN ENGINE CONTROL, IN AUXILIARY ENGINE CO
NTROL, IN THE MAINTENANCE SHOP, IN THE GALILEO
190 DATA LOST FOREVER IN A SANDSTORM, ON THE SANDY SURFACE OF TYCH
O IV, IN AN OASIS, AT THE ENTRANCE TO A BUILDING, IN THE TRANSPORTE
R ROOM OF A ROMULAN BATTLE CRUISER, IN THE ROMULAN COMMANDER'S
STATEROOM
195 DATA IN A LARGE ROOM, IN A CORRIDOR. THERE ARE STAIRS LEADING
UP AND DOWN, TOO LATE! THIS ISN'T A BRIG -- IT'S A TORTURE CELL
! AFTER MANY HOURS YOU'RE FINALLY PUT OUT OF YOUR MISERY, IN A CO
RRIDOR. THERE ARE STAIRS LEADING UP.
200 DATA IN THE ROMULAN SECURITY SECTION, IN THE ROMULAN ENGINE RO
OM, IN AN AIRLOCK, IN THE SHUTTLEBAY, IN A ROMULAN SHUTTLECRAFT
202 AT$="A TABLE AND AN OPEN VENTILATION DUCT": AB$="A BENCH AND
AN OPEN VENTILATION DUCT" '6014
203 ODS="AN OPEN DOOR TO THE ": CDS="A CLOSED DOOR TO THE " '3777
210 READA$: FORI=1TO5: QSS(I)=A$: NEXT '2046
215 DATA A SIGN ON THE WALL
220 FORI=6TO28: QSS(I)="" : NEXT '1781
225 FORI=29TO59: READQSS(I): NEXT '1737
230 DATA A TABLE,, SEVERAL CHAIRS AROUND A TABLE,, MANY BOOKS ON A
TABLE, NEARLY ANYTHING REQUIRED, MANY WEAPONS ON A TABLE,
235 DATA THE SHUTTLECRAFT GALILEO,,, A WORKBENCH, MANY TOOLS ON A W
ORKBENCH, THE ASTROGATION CONSOLE,,, A SANDY DESERT, THOUSANDS OF
FLOWERS, A SIGN ON THE WALL, SEVERAL ROMULAN GUARDS ARMED WITH
BLASTERS
240 DATA MANY GUARDS WITH DRAWN BLASTERS, SEVERAL ARMED ROMULANS W
HO BLAST YOU, AN ARMED ROMULAN GUARD,, SEVERAL ROMULAN GUARD
S WITH BLASTERS DRAWN
245 DATA THE ROMULAN HYPER-DRIVE ENGINES,, A ONE-MAN SHUTTLECRAFT,
A SIMPLE CONTROL PANEL
250 QSS(24)="" -- FIRE IMPULSE ENGINES --": QSS(25)="" -- ENGAGE
WARP DRIVE --": QSS(26)="" -- FIRE MAN PHASERS --" '6896
260 FORI=1TO11: READQOS(I): NEXT '1443
265 DATA VIALS OF VACCINE, A BATTERY-OPERATED LANTERN, A TRICORDER
*****
275 FORI=1TO30: READQVS(I): NEXT '1466
```

*Listing continued*

# THE TOP-RATED COCO WORD PROCESSOR:

Colorware researched the word processors available for the Color Computer. We came to the very same conclusion that so many review articles have! Telewriter-64 is, by far, the superior word processor for the Color Computer.

Why is Telewriter so much better than the others? For one thing, it has overcome the 32x16 character display limitation of the Color Computer. No small feat, Telewriter accomplishes this by generating its own set of characters in software. You select 51x24, 64x24 or 85x24 character displays by merely issuing a format command. If you have ever used a word processing system, you know how important it is to be able to see a good portion of your text on the screen.



Telewriter-64 also generates true lower case characters. This is much preferable to the reverse characters that merely "represent" lower case letters in other co-co word processors.

Telewriter-64 is feature packed. Besides the standard features

## TELEWRITER-64

found in any word processor, Telewriter also includes: user-friendly full-screen editing, rapid cursor and scrolling control, page jump, right justification, menu-driven disk or cassette access, compatibility with spelling checkers (such as Spell-and-Fix), and a clever double check that asks the user "Are you sure?" before executing any operation that would kill any sizeable amount of your text.

Telewriter-64 runs on any 16K, 32K, or 64K system (extended Basic not required) and works with any printer. It has all of the control codes necessary to take full advantage of all of the features in any

printer. There is even a "typewriter" mode which sends typed lines directly to your printer.

With advanced word processing software such as this, your color computer becomes a truly powerful word processing system, with a price that makes sense for the personal user.

Beyond impressive capability, Telewriter-64 simply makes any kind of writing a pleasure. It is a truly sophisticated system that is marvelously easy to learn and enjoyable to use.

**Disk . . . . \$59.95**  
**Cassette . \$49.95**

## EXTENSION CABLE FOR YOUR MODEM/PRINTER

Place your modem or printer where you want. 15 ft. cable with four-pin male and four-pin female DIN connectors.

**\$19.95**

## COCO ROM/PROJECT/PRODUCT CASE



| QUANTITY     | PRICE EACH |
|--------------|------------|
| 2-4 (2 min.) | \$5.50     |
| 5-9          | 3.50       |
| 10-99        | 2.75       |
| 100 & up     | CALL       |

Give a Professional look to your project or product

- Designed especially for the Color Computer ROM slot.
- High quality 3 piece injection molded black plastic with spring-loaded door.
- Same size and specifications as Radio Shack ROMpak

## SUPER-PRO KEYBOARD REPLACEMENT PROFESSIONAL KEYBOARD KIT... ONLY \$69.95

- Contour molded, full travel keys for fast smooth typing.
  - Custom made to fit precisely. Has same key layout.
  - Complete, easy instructions for any CoCo or TDP-100.
  - Ideal for word processing and other serious CoCo use.
- Note: For computers manufactured after Oct. 1982, add \$4.95

**UPGRADE IN JUST MINUTES!**

## QUALITY DISK DRIVE CABLES



High quality cable and high force, gold plated contacts ensure the utmost in connection reliability for your CoCo or TDP-100.

- ① **Disk pack extender, 3 ft. . . \$29.95**  
Allows you to move your disk drive interface back and out of the way.
- ② **One Drive Disk cable . . . . \$19.95**
- ③ **Two Drive Disk cable . . . . \$29.95**

## COLORWARE LIGHT PEN



**ONLY \$19.95**

**FREE PROGRAM CASSETTE INCLUDED**

- Plugs directly into your joystick port.
- Comes with six fun & useful programs on tape.
- Easy instructions show how to use it with Basic.
- Comptible with light pen software such as Computer Island's "Fun-pak."



COLORWARE INC.  
78-03B Jamaica Ave.  
Woodhaven, NY 11421  
(212) 647-2864




**TOLL FREE ORDERING**

**800-221-0916**

Orders only. NY & Info call (212) 647-2864



**WE PAY** shipping on any order that includes at least one game  
Use our convenient toll free 800 line.



**GHOST GOBBLER**

From Spectral Associates, this "Pac" theme game is the best of it's type. Brilliant color, action and sound, just like an arcade gobble your way to glory, but watch for those ghosts! Get in on the wild fun of this game craze now. Tape: \$21.95, Disk: \$25.95

**DONKEY KING**

**DONKEY KING**

You simply can not buy a more impressive game for your color computer than this new wonder from Tom Mix. The graphics, sound, and animation are all just astonishing! There are four different graphic screens and each is endless fun. Requires 32K. Tape: \$24.95, Disk: \$27.95



**GHOST GOBBLER**




**PROTECTORS**

There are several good versions of the "Defender" theme available for the CoCo. None, however, rival this one from Tom Mix. No other game matches the detailed graphics and sheer excitement of this top seller. Requires 32K. Tape: \$24.95, Disk: \$27.95




**CREATURE FEATURE**

From Color Software, comes a lightening swift shoot & dodge the enemy game. It's clever cross between "Robotron" and "Beserk" themes, with bullets flying everywhere. Solid, shoot-em-up-fun. Requires 16K. Tape: \$17.95, Disk: \$19.95



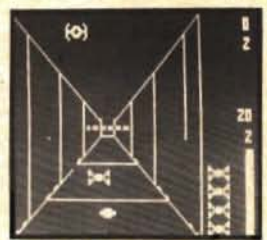
**ANDROID ATTACK**

Spectral Associates' very well done "Berserk" type game with some interesting added features. Each cassette contains both the 16K and 32K version. The 32K version has voice output! Plenty of action. Tape: \$21.95



**FROGGER**

Just released by The Cornsoft Group, this is the officially licensed version from Sega, the arcade manufacturer. It has it all! 4 lane super highway, snakes, turtles, logs, alligators, etc. Lots of action and laughs! Requires 16K. Tape: \$19.95



**INTERGALACTIC FORCE**

Your space fighter roars into the Death Corridor. Lock-on and blast the enemy fighter from the sky. Now try dropping one into Death Star's narrow exhaust vent. It takes skill and guts. Good luck! With "Star Wars" theme song. From Anteco. Tape: \$24.95

**THE COLORCADE..**

**SUPER JOYSTICK MODULE**

ONLY \$19.95



**THE ATARI**

ONLY \$8.50



A well proven joystick, the Atari is known for being rugged and reliable. It gives good response and is the standard among home video players. Now at a great price! Use with module above.

**ZIRCON VIDEO COMMAND**

ONLY \$14.95

A GREAT BUY!



This one has received outstanding reviews. Its unique design fits the hand beautifully and it has the truly fast and positive response needed for high speed play. Actually out-performs some joysticks that cost \$50 or more.

**WICO FAMOUS "RED BALL"**

THE BEST YOU CAN BUY

\$34.95



The high performance joystick from the people who make them for the arcade machines. Built to take the abuse of even the most enthusiastic player. This is the best! Wico #15-9730. Use with module above.

**★ It's a Joystick Interface.**

Now you can connect any Atari compatible joystick to your CoCo. These sticks are extremely rugged & provide very fast response and real arcade type action. They will improve the play of almost any game. The difference will amaze you!

**★ It's a Rapid Fire Module!**

Press the fire button on your joystick and get a great burst of fire instead of just a single shot! Adds tremendously to the many shooting type games that do not have repeat fire. With variable burst speed.

**★ It's a 6ft. Extender Cord.**

**ORDERING INFORMATION**

ADD \$2.00 PER ORDER FOR SHIPPING.  
WE ACCEPT VISA, MASTERCARD, CHECKS, M.O.  
C.O.D. ADD \$3.00 EXTRA.  
NY RESIDENTS ADD SALES TAX.  
OVERSEAS, F.P.O. A.P.O. ADD 10%.  
DEALER DISCOUNTS AVAILABLE.  
IF ONE OR MORE GAMES ARE INCLUDED,  
SHIPPING IS FREE.



COLORWARE INC.  
78-03B Jamaica Ave.  
Woodhaven, NY 11421  
(212) 647-2864



**TOLL FREE ORDERING**

**800-221-0916**

Orders only. NY & Info call (212) 647-2864

Listing continued

```

280 DATAAREA,GET,MOV,LOO,PRE,PUS,SAY,JUM,PUL,INV,UNB,LIG,UNL,SCA,
GO ,PIC,OPEN,CLO,WEA,REM,FIR,DRO,QUI,HEL,ENT,LOC,GIV,INS,DEA,ACT
290 FORI=1TO28:READQNS(I):NEXT'1480
295 DATAVACC,LANT,TRIC,MANU,COMM,SWIT,PHAS,SUIT,WREN,BLAS,DEVI,W
ALL,FLOW,TABL,BENC,DOOR,ENTE,COVE,LEVE,SURF,GUAR,SIGN,BUTT,DUCT,
SHUT,ENER,HANG,COOR
305 FORI=1TOLL:READLO(I):NEXT'1447
310 DATA30,30,32,-1,-1,-1,-1,38,-1,-1,56
320 FORI=1TO59:FORJ=0TO3:READDM(I,J):NEXTJ,I'2476
325 DATA23,25,27,6,7,12,0,11,30,8,14,0,0,34,15,9,39,18,10,17,0,1
,135,0,0,70,2,136,0,71,137,3,0,4,72,138,5,0,73,0,28,2,11,11,29,1
2,12,2,32,14,13,0,3,33,14,13,4,16,15,35
330 DATA34,16,36,15,0,5,17,41,40,18,18,5,0,0,148,0,0,83,149,0,0,
84,150,0,0,0,85,0,0,24,1,0,0,0,25,23,24,0,26,1,25,0,0,27,1,26,0,
0,0,0,11,0,0,0,12,0,0,0,3,0
335 DATA0,32,0,0,0,13,31,0,0,0,14,0,0,16,0,0,15,0,0,16,0,0,0,0,
,38,0,0,0,0,37,0,0,5,0,0,0,18,0,0,17,0,0,0,0,0,0,0,0,0,0,43,44
,45,46,44,45,47,48
340 DATA0,44,0,0,0,45,0,0,0,45,0,0,0,50,0,0,0,52,0,49,0,0,0,0,11
5,53,182,50,0,0,0,0,116,55,56,0,0,0,0,0,54,0,0,0,0,0,58,0,57,0,0
,59,0,0,0,0
345 GOSUB350:GOTO500'1038
350 PRINT:PRINT" PRESS ANY KEY TO CONTINUE";'2380
355 A$=INKEY$:IFA$=""THEN355ELSERETURN'1978
500 CLS:PRINT@131,"WANT INSTRUCTIONS (Y/N)? "':GOSUB355'3207
505 IFA$="N"THEN600ELSEIFA$<>"Y"THEN500'2381
510 CLS:PRINT:PRINT"IN RESPONSE TO AN EMERGENCY RE- QUEST FOR M
EDICAL ASSISTANCE, THE ENTERPRISE HAS ORBITED THE CLASS M PLA
NET TYCHO IV TO DELIVER VACCINE AGANST THE DEADLY FARM
ELIAN FEVER." '12845
512 PRINT:PRINT"BECAUSE OF THE VACCINE'S MAG- NETIC PROPERTIE
S, YOU AND DR. MCCOY CANNOT TRANSPORT IT DOWN, BUT MUST DELIVE
R IT BY THE SHUTTLECRAFT GALILEO." '10201
515 GOSUB350:CLS:PRINT:PRINT"TO ACCOMPLISH AN ACTION (SUCH AS TO
READ A SIGN OR OPEN A DOOR), TYPE A VERB AND A NOUN SUCH AS":PR
INT:PRINT" ";CHR$(34);"READ SIGN";CHR$(34);" OR ";CHR$(34);"OP
EN DOOR";CHR$(34)'12234
517 PRINT:PRINT"AND THEN PRESS THE <ENTER> KEY.":PRINT:PRINT:PRI
NT"IF THE COMPUTER DOESN'T UNDER- STAND, TRY DIFFERENT WORDS."
'7152
520 GOSUB350:CLS:PRINT:PRINT"YOU CAN MOVE TO ANOTHER LOCATION WH
ICH IS NORTH, SOUTH, EAST, WEST, UP OR DOWN FROM YOUR PRE- SE
NT LOCATION BY TYPING ONLY":PRINT" THE FIRST LETTER OF THE DIREC
-" '11855
522 PRINT" TION YOU WANT (N,E,S,W,U OR D). THEN PRESS THE <ENTER
> KEY." '4090
525 PRINT:PRINT:PRINT" PRESS ANY KEY TO BEGIN":GOSUB355'2752
600 CLS:IFCL>59THENCL=CL-65:SOUND50,1'2193
602 IFCL=48THENVH=1'1208
605 IFCL=32THENSP=1:ELSEIFCL=37THENSP=0'2575
610 IFCL=39THENSC=1:ELSEIFCL=10ORCL=38THENSC=0'3158
615 IFCL=30ANDVH=0THENMC=1:ELSEIFCL>48THENMC=0'3107
620 IFCL=44ANDVH=1THEN935'1559
622 IFCL<19ORCL>22THENID=0ELSEID=1'2366
630 PRINT"YOU ";:IF(SP=1ANDCL<43)THENPRINT"& SPOCK ";'2847
635 IFMC=1THENPRINT"& MCCOY ";'1540
640 IFSC=1THENPRINT"& SCOTTY ";'1658
645 PRINT"ARE":PRINTQL$(CL)'1164
646 IFCL=53THEN3700'1064
655 IFCL=43THENPRINT"AND WANDER AROUND UNTIL YOU DIE OF THIRST":

```

Listing continued

# 80micro bookshelf

## Nanos System

### REFERENCE CARDS

For Models I, II, III, Color, Pocket and Apple II & II Plus

At least 16 more flipping through the pages of the basic manual to move working through the maze of machine language instructions? These cards completely summarize the basic and Assembler manuals' FEATURES (on most cards)

memory map, symbol graphics, math instructions, basic commands, stem instructions, basic functions, head instructions, basic statements, move instructions, special keys, exchange instructions, print using instructions, basic and assembler messages, shift instructions, basic special characters, compare instructions, basic and assembler examples, shift instructions, branch instructions, basic basic, data alteration instructions, reserved words, IO instructions, ROM routines, complete character chart with graphics and space compression codes, line-clear chart, control code cross-reference, assembler instructions commands and operators, screen line layout, editor commands & subcommands, condition code entry access.

- Model I BASIC only FC1001 \$2.95
- Model I BASIC and Assembler FC1002 \$4.95
- Model II BASIC and Assembler FC1005 \$5.95
- Model III BASIC only FC1004 \$3.95
- Model III BASIC and Assembler FC1003 \$5.95
- Color BASIC and Extended FC1006 \$4.95
- Apple II & II plus BASIC FC1007 \$3.95
- Apple II & II plus BASIC & 6502 FC1008 \$4.95
- Pocket BASIC only FC1009 \$2.95

#### NEW

- 2nd Machine Language \$4.95
- Model II SVC \$2.95
- Model II Commands and Utilities \$3.95
- Model II TTY and Commands and Utilities FC1010 \$3.95
- 2nd Microprocessors FC1011 \$4.95
- 2nd 2041 and Fines Structure 1001 FC1012 \$5.95



Prices do not include shipping and handling charges. Sorry no COD orders. Use the order card in this magazine to order. Allow 4-6 weeks for delivery. Shipping and handling for cards only, \$1.00 per order.

80 Microcomputing Bookshelf • Peterborough, NH 03458

1-800-258-5473



TRE 80 is a registered trademark of Tandy Corp. Computer picture reprinted permission Tandy Corp. APPLE II is a registered trademark of Apple Computing Inc.



RAINBOW CONNECTION MAIL

```

GOTO3700'4454
665 AS=0:PRINT:PRINT"YOU SEE":IFCL<19ORCL>22THEN674'3036
670 IFID=1ANDLL=0THENPRINT"NOTHING. IT'S DANGEROUS TO MOVE IN T
HE DARK":GOTO850:ELSEIFID=1THENPRINT"HANDHOLDS TO USE IN CLIMBIN
G":GOTO800'8577
674 IFCL=24ORCL=25ORCL=26THENPRINT"A BUTTON LABELLED":AS=1'3900
675 IFQS$(CL)<>" "THENPRINTQS$(CL):AS=1'2308
680 IFCL=17THENAS=1:IFDE=1THENPRINTOD$;"NORTH":GOTO705:ELSEPRINT
CD$;"NORTH":GOTO705'4927
685 IFCL=38THENAS=1:IFDE=1THENPRINTOD$;"SOUTH":GOTO705:ELSEPRINT
CD$;"SOUTH":GOTO705'4951
690 IFCL=54THENAS=1:IFDR=1THENPRINTOD$;"WEST":GOTO705:ELSEPRINTC
D$;"WEST":GOTO705'4807
695 IFCL=57THENAS=1:IFDR=1THENPRINTOD$;"EAST":GOTO705:ELSEPRINTC
D$;"EAST":GOTO705'4263
705 FORI=1TOLL:IFLO(I)=CL THENPRINTQO$(I):AS=1:NEXTI:ELSENEXTI'3
557
715 IFCL=56ANDLO(11)=56THENPRINT"A CLOAKING DEVICE IS INSTALLED"
:IFCA=1THEN PRINT" AND ACTIVATED";'5918
716 IFCL=56ANDLO(11)ANDRG=1THENPRINT" AND IS WATCHED":PRINT" BY
AN ARMED GUARD." '4645
725 IFCL>5ORRO=0THEN750'1610
730 IFRO(CL)=1THENPRINT"AN ARMED ROMULAN GUARD":AS=1:GOTO800'378
7
732 IFRO(CL)=0THEN750'1290
735 CLS:PRINT:PRINT" TOO SLOW, CAPTAIN!"'2089
740 PRINT:PRINT" THE ROMULAN GUARD BLASTED YOU!": GOTO3700'3307
750 IFCL<>49THEN780:ELSELO(8)=57:QO$(8)="A SPACE SUIT"'3592
752 IFWS=1THENPRINT"YOUR SPACE SUIT IS REMOVED AND":WS=0'3679
755 HA=0:FORI=1TOLL:IFLO(I)=0THENHA=1:I=11:NEXTI:ELSENEXTI'3756
760 IFHA=0THEN770ELSEPRINT"YOU ARE TOLD TO DROP ALL YOU ARE CARR
YING.":GOTO850'4817
765 CLS:PRINT:PRINT:PRINT"YOU DID NOT FOLLOW INSTRUCTIONS.":PRIN
T:PRINT"A ROMULAN WITH AN ITCHY TRIGGER FINGER BLASTED YOU!":GO
TO3700'7872
770 PRINT:PRINT"YOU ARE TO BE TAKEN TO THE ROMU- LAN COMMANDER W
HO WILL DECIDE YOUR FATE.":GOSUB350:CL=50:RC=1:GOTO600'7244
780 IFCL=51ORCL=55OR(CL=50ANDRC=2) THENPRINT" THERE ARE JUST TOO M
ANY.":PRINT"THEY OVERPOWER YOU AND TAKE YOU TO THE BRIG.":CL=53:
GOSUB350:GOTO600'9196
785 IFCL=50ANDRC=1THENPRINT:PRINT"THE ROMULAN COMMANDER SAYS -":
PRINT" WE FINALLY MEET, CAPTAIN KIRK! SINCE THE FEDERATION AND
THE ROMULAN EMPIRE ARE NOW AT WAR, I HAVE SENT SOME ARMED GU
ARDS TO CAPTURE THE ENTERPRISE.":ELSE790'14399
787 GOSUB350:CLS:PRINT:PRINT"YOUR STARSHIP IS NOW MY WAR
PRIZE AND YOUR CREW ARE MY PRISONERS!"'6162
788 PRINT:PRINT" GUARD! TAKE THE CAPTAIN TO THE BRIG FOR INTERR
OGATION.":PRINT:PRINT:GOSUB350:QL$(50)="IN A CORRIDOR":RC=2:CL=5
2:GOTO600'8011
790 IFAS=0THENPRINT" NOTHING"'1470
800 PRINT:PRINT"EXITS: ";:B=0:FORI=0TO3:A=DM(CL,I)'2818
805 IFA=0THEN840'788
810 IFA>127THENPRINT"DOWN ";:B=1:GOTO840'2208
815 IFA>63THENPRINT"UP ";:B=1:GOTO840'2017
820 IFI=0ANDA>0THENPRINT"NORTH ";:B=1:GOTO840'2671
825 IFI=1ANDA>0THENPRINT"EAST ";:B=1:GOTO840'2583
830 IFI=2ANDA>0THENPRINT"SOUTH ";:B=1:GOTO840'2691
835 IFI=3ANDA>0THENPRINT"WEST";:B=1'2077
840 NEXTI:IFB=0THENPRINT"NONE":ELSEPRINT'1828
850 PRINT:PRINT"COMMAND? ";:LINE INPUT A$'1693
855 SOUND190,1:IFA$=""THEN600'1353
856 IFCL=52ANDLEFT$(QS$(52),4)="A A"THENIFLEFT$(A$,9)="JUMP GUA

```

```

R"THEN2210ELSE735'4861
857 IFRG=1ANDCL=56ANDLO(11)=56ANDCA=1THENIFLEFT$(A$,3)="FIR"THEN
3516ELSE735'4712
859 IFCL=49ANDHA=1THEN1000'1559
865 IFLEN(A$)>1THEN1000'1392
870 IFA$="D"THENB=128:GOTO880'1733
875 IFA$="U"THENB=64:ELSE885'1607
880 FORI=0TO3:IFDM(CL,I)>B THENCL=DM(CL,I)-B:I=4:NEXTI:GOTO600:E
LSENEXT:PRINT:GOTO925'5151
885 IFA$="N"THENB=0:GOTO905'1649
890 IFA$="E"THENB=1:GOTO905'1646
895 IFA$="S"THENB=2:GOTO905'1666
900 IFA$="W"THENB=3:GOTO905'1676
902 GOTO850'588
905 IFLL=0ANDID=1THENPRINT:PRINT"YOU FELL DOWN A HIDDEN SHAFT
AND BROKE YOUR NECK!":GOTO3700'5660
910 IFLL=1THENLC=LC-1:IFLC=0THENLI=0'2618
915 A=DM(CL,B):IFA<LORA>59THEN925'2215
920 CL=A:GOTO600'1044
925 SOUND50,1:GOTO600'1016
935 CLS:MC=0:PRINT:PRINT"SUDDENLY, FROM OUT OF NOWHERE, HIGH-E
NERGY BEAMS STRIKE THE":IFGL=1THENPRINT" GALILEO AND IT EXPLODES
.":ELSEPRINT" GROUND ALL AROUND YOU..."'10024
936 B=1000:GOSUB2050:PRINT:PRINT"YOU TAKE COVER BEHIND A PILE OF
ROCKS...":GOSUB2050'4814
937 PRINT:PRINT"THEN SUDDENLY, YOU'RE TRANSPOR- TED UP FROM THE
PLANET!":EDO=0:DE=0:GB=1:QS$(46)="THE CHARRED REMAINS OF THE
GALILEO"'8874
940 PS=0:MC=0:RO=5:EDO=0:FORI=1TO5:RO(I)=1:NEXTI:CL=49:GOSUB350:P
RINT:PRINT:GOSUB950:GOTO600'5842
950 PRINT:FORI=1TO20:PRINT"*":FORJ=1TO25:NEXTI:RETURN'2778
1000 A$=A$+" ":V$=LEFT$(A$,3):N$="":FORI=3TOLLEN(A$):IFMID$(A
$,I,1)=" "THENN$=MID$(A$,I+1,4):I=255:NEXTI:ELSENEXTI'7624
1001 IPV$="HEL"THEN3900'1326
1002 IPV$="INV"THEN2400'1341
1003 IPV$="QUI"THEN3700'1348
1005 NN=0:VN=0:FORI=1TO30:IFV$=QV$(I) THENVN=I:I=32:NEXTI:ELSENEX
TI'4396
1010 FORI=1TO28:IFN$=QN$(I) THENNN=I:I=32:NEXTI:ELSENEXTI:GOTO102
5'4046
1015 IFCL=49ANDHA=1THENIPV$="INV"THEN2400ELSEIFV$="DRO"THEN3600E
LSE735'4264
1016 IFCL=56ANDRG=1THENIF(V$="FIR"ANDN$="BLAS") THEN3516ELSE735'3
895
1017 IFCL>5THEN1020'1121
1018 IFRO(CL)=0THEN1020'1360
1019 IPV$="FIR"ANDLO(7)<>0THENPRINT"HE BLASTS YOU ON THE SPOT":G
OTO3700:ELSEIFV$="FIR"THEN3500:ELSE735'6246
1020 IPVN>0THEN ON VN GOTO 1500,1600,1700,4200,1910,1900,2100,22
00,2300,2400,2500,2600,2700,2800,2900,1600,3100,3200,3300,3400,3
500,3600,3700,3900,4000,4100,3000,2000,1800,4400'8918
1025 PRINT:PRINT"I CAN'T ";A$:GOTO850'1540
1027 PRINT:PRINT"I DON'T HAVE IT":GOTO850'1878
1030 PRINT:PRINT"I DON'T SEE ONE HERE":GOTO850'2203
1032 PRINT:PRINT"I ALREADY HAVE IT": GOTO 850'2113
1035 PRINT:PRINT"THE LANTERN BATTERIES ARE DEAD!":IFID=1THENPRIN
T"IT'S DANGEROUS TO MOVE":PRINT" IN THE DARK!":GOTO850:ELSEGOTO8
50'7213
1500 IFN$="SIGN"ANDCL<6THENPRINT:PRINT"IT SAYS --":PRINT" DECK
";CL:PRINT" ";LV$(CL):GOTO850'4924
1503 IFN$="SIGN"ANDCL=48THENPRINT:PRINT"IT SAYS --":PRINT" WELCO
ME TO THE":PRINT" TYCHO IV HOSPITAL":GOTO850'6124

```

Listing continued

```

1505 IFN$<>"TRIC"THEN1535'1582
1510 IFLO(3)=0THENPRINT"IT REGISTERS":ELSE1027'2587
1515 IFCL<43ANDRO>0THENPRINT";RO;"ROMULANS ON BOARD":GOTO850'3
826
1520 IFCL<43THENPRINT" ONLY THE SHIP'S CREW":GOTO850'3093
1525 IFCL<49THENPRINT" STRONG PLANT LIFE"2429
1530 GOTO850'706
1535 IFN$<>"MANU"THEN1025'1605
1540 IFLO(4)<>0THEN1027'1206
1545 PRINT:IFCL=27THENPRINT"SHIP'S SENSORS ARE OPERATED":PRINT"
FROM THE SCIENCE OFFICER'S":PRINT" STATION":GOTO850'6441
1550 IFCL=24THENPRINT"THE BUTTON CONTROLS":PRINT" A FIRING SWITC
H":GOTO850'4184
1555 IFCL=28THENPRINT"TO ACTIVATE THE TRANSPORTER,":PRINT" SAY "
;CHR$(39);"ENERGIZE";CHR$(39):GOTO850'6028
1560 IFCL=31THENPRINT"A NETWORK OF VENTILATION DUCTS      RUNS THR
OUGHOUT DECKS 2-5.      THE BRIDGE HAS ITS OWN LIFE      SUPPORT
SYSTEMS.":GOTO850'8870
1565 IFCL=38THENPRINT"GIANT HANGARBAY DOORS PROTECT      AGAINST O
PEN SPACE.      THEY ARE      CONTROLLED BY A DEVICE ON THE      HANGARBAY
WALL.":GOTO850'8764
1570 IFCL=40THENPRINT"EXPERIMENTAL DEVICES ARE TO BE      INSTALLED
AND TESTED HERE.":GOTO850'5379
1575 IFCL=25THENPRINT"NEVER ENGAGE WARP DRIVE WHILE      ORBITING
A CLASS M PLANET.":GOTO850'5394
1580 IFLO(4)=0THENPRINT"THE MANUAL DOESN'T MENTION":PRINT" ANYT
HING ABOUT THIS AREA.":GOTO850:ELSE1027'5881
1600 IFV$="PIC"THEN1615ELSEIFV$<>"GET"THEN1025'2626
1605 IFNN>11THEN1025'1007
1610 IFLO(NN)=0THEN1032'1197
1615 IFN$="FLOW"THEN2310'1256
1620 IFN$="DEVI"ANDCA=1THENCLS:PRINT:PRINT:PRINT"WHEN YOU PICKED
UP THE ACTIVATED CLOAKING DEVICE, YOU SUFFERED FATAL RADIATI
ON BURNS.":GOTO3700:ELSEIFCL=56ANDN$="DEVI"THENQOS(11)="THE ROMU
LAN CLOAKING DEVICE"13151
1625 IFLO(NN)=CL THENLO(NN)=0:GOTO600:ELSE1030'2706
1700 IFN$<>"LEVE"THEN1775'1522
1705 IFCL=37THENIFEDO=0THENEEDO=1ELSEEDO=0'2723
1710 IFCL=58THENIFRDO=0THENRDO=1ELSERDO=0'2770
1715 PRINT:PRINT"THE HANGARBAY DOORS":PRINT" ARE NOW ";'2790
1720 IFCL=58THEN1745'1130
1725 IFEDO=1THENPRINT"OPEN":ELSEPRINT"CLOSED"2341
1730 IFDE=1ANDEDO=1THEN1765'1696
1735 IFEDO=1ANDWS=0THEN1770'1729
1740 GOTO850'661
1745 IFRDO=1THENPRINT"OPEN":ELSEPRINT"CLOSED"2374
1750 IFRDO=1ANDRDO=1THEN1765'1742
1755 IFRDO=1ANDWS=0THEN1770'1762
1760 GOTO850'681
1765 PRINT:PRINT"UNFORTUNATELY, YOU LEFT THE AIR- LOCK DOOR OPE
N. THE ";IFCL<43THENPRINT"ENTERPRISE IS DECOMPRESSED TO SPACE,
AND THE ENTIRE CREW DIES.":GOTO3700'10152
1767 PRINT"CRUISER IS DECOMPRESSED TO SPACE. YOU ARE BLOWN AWAY
FROM THE SHIP AND DIE WHEN YOUR OXYGEN RUNS OUT.":GOTO3700'
8054
1768 GOTO3700'734
1770 PRINT:PRINT"UNFORTUNATELY, YOU'RE NOT":PRINT" WEARING YOUR
SPACE SUIT AND YOU DIE WHEN EXPOSED TO SPACE.":GOTO3700'7385
1775 IFN$="TABL"ORN$="BENC"THEN1777ELSE1025'2619
1777 IFCL=35ANDVO=0THENQSS(35)="A TABLE AND A CLOSED VENTILATION
DUCT"4657
1780 IFCL=31THENDM(31,2)=20:DM(20,0)=31:QSS(31)=AT$'3225

```

```

1782 IFCL=29THENDM(29,1)=19:DM(19,3)=29:QSS(29)=AT$'3273
1784 IFCL=40THENDM(40,1)=22:DM(22,3)=40:QSS(40)=AB$'3217
1786 IFCL=41THENDM(41,3)=22:DM(22,1)=41:QSS(41)=AB$'3223
1790 GOTO600'704
1800 IFN$<>"DEVI"THEN1025'1351
1805 IFLO(11)=CL THENPRINT:PRINT"THE CLOAKING DEVICE IS NOW":PRI
NT" DEACTIVATED.":CA=0:GOTO850:ELSE1030'5680
1900 IFN$="LEVE"THEN1705'1281
1905 IFN$="TABL"ORN$="BENC"THEN1780'2098
1910 IFN$<>"BUTT"THEN1025'1484
1915 IFCL<>24THEN1950'1240
1920 IFFS=0THENPRINT:PRINT"NOTHING HAPPENED":GOTO850'2868
1925 IFFS=1ANDLO(6)--2THENCLS:PRINT:PRINT"YOU LEFT THE ORBIT OF
TYCHO IV ON IMPULSE ENGINES ";'5824
1927 IFFS=1ANDLO(6)--2AND(CA=0ORLO(11)<>40)THENPRINT"BUT THE":PR
INT" ROMULANS SEE YOU AND BLAST YOU OUT OF THE SKY!":GOTO3700'7
976
1929 IFFS=1ANDLO(6)--2ANDLO(11)=40ANDCA=1THENNWG=1:PRINT"AND HAVE
":PRINT" CAPTURED THE ROMULAN CLOAKING DEVICE INTACT!"7583
1931 IFWG=1ANDDV=0THENPRINT:PRINT" BUT PARMELIAN FEVER SPREADS
THROUGHOUT THE ENTERPRISE AND ALL ABOARD DIE A HORRIBLE DEA
TH":GOTO3700'8716
1933 IFWG=1ANDMC=0THENPRINT" BUT YOU LEFT DR. MCCOY STRANDED ON
TYCHO IV.":GOTO3705'5176
1935 IFWG=1ANDRO>0THENPRINT" HOWEVER, THERE ARE STILL SOME ROM
ULANS HIDING SOMEWHERE ON THE ENTERPRISE.":GOTO850'7447
1940 IFWG=1THENPRINT:PRINT" DR. MCCOY'S VACCINE WORKS AND WIPE
S OUT THE PARMELIAN SPORES.":PRINT:PRINT" YOU HAVE SOLVED THIS AD
VENTURE!":GOTO3705'8670
1945 GOTO 850'643
1950 IFCL=25THENCLS:PRINT:PRINT:PRINT" YOU ENGAGED THE WARP DRIVE
WHILE ORBITING A CLASS M PLANET, AND EXPOSED THE PLANETS POPUL
ATION TO LETHAL RADIATION LEVELS.":PRINT:PRINT" YOU ARE HEREBY
RELIEVED OF COMMAND.":GOTO3700'13692
1955 IFCL<>26THEN1030'1271
1960 IFPL=1THEN1965ELSECLS:PRINT:PRINT" YOU DIDN'T LOCK ONTO A TA
RGET BEFORE YOU FIRED PHASERS.":PRINT:IFRND(3)>1THENPRINT" LU
CKILY, YOUR SHOT WENT HARM- LESSLY INTO DEEP SPACE.":GOTO850'
11464
1962 PRINT"UNFORTUNATELY, YOU JUST ZAPPED THE HOSPITAL ON THE
PLANET'S SURFACE!":GOTO3700'5828
1965 PRINT:PRINT" YOU ZAPPED ";PH$:PL=0:GOTO850'2542
2000 IFN$="DEVI"THEN2035'1374
2005 IFN$<>"SWIT"THEN1025'1587
2010 IFCL<>24THEN2025'1329
2015 IFFS=1THEN2030'1108
2020 IFLO(6)>0THEN1027:ELSEFS=1:LO(6)--2:PRINT:PRINT"OK.":GOTO85
0'3794
2025 PRINT:PRINT"I CAN'T INSTALL IT HERE":GOTO850'2663
2030 PRINT:PRINT"IT'S ALREADY INSTALLED":GOTO850'2679
2035 IFLO(11)=0AND(CL=40ORCL=59)THENPRINT:PRINTQOS(11):PR
INT" IS SUCCESSFULLY INSTALLED IN":CD=1:LO(11)=CL:IFCL=40THENPRI
NT" THE ENTERPRISE":ELSEIFCL=56THENPRINT" THE ROMULAN CRUISER":E
LSEPRINT" THE SHUTTLECRAFT"13430
2040 GOTO850'706
2050 FORI=1TOB:NEXTI:RETURN'1142
2100 IFN$="ENER"THEN2115'1220
2105 PRINT:PRINT"OK -- ";'860
2110 B=600:GOSUB2050:PRINTRIGHT$(A$,5,LEN(A$)-4):GOSUB2050:GOTO8
50'3788
2115 PRINT:PRINT"ARE YOU BEAMING":PRINT" UP (U) OR DOWN (D)?:GO
SUB355'3450

```

Listing continued

Listing continued

```
2120 IFA$="D"THEN2152'998
2125 IFA$<>"U"THEN2115'1198
2130 IFCL=28ANDMC=0ANDPS=0THENPRINT:PRINT"MCROY IS STILL DOWN TH
ERE, BUT I DON'T HAVE HIS COORDINATES.":GOTO850'6928
2135 IFCL=28ANDMC=0ANDCE=1THENGOSUB950:PRINT:PRINT"MCROY IS SAFE
LY BEAMED ABOARD.":MC=1:GOTO850'5756
2140 IFCL>43ANDLO(5)<>0THENPRINT:PRINT"WITHOUT A COMMUNICATOR TO
PRO-VIDE COORDINATES, YOU CAN'T BEAM UP.":GOTO850'7344
2145 IFCL>43ANDCL<49ANDLO(5)=0THENGOSUB2155:CL=28:SP=1:GOTO600'4
066
2150 PRINT"NOTHING WAS BEAMED ABOARD.":GOTO850'2573
2152 IFCL=28THENGOSUB2155:CL=46:GOTO600:ELSEPRINT:PRINT"I AM ALR
EADY ON THE PLANET'S SURFACE.":GOTO850'6053
2155 GOSUB950:CLS:PRINT:IFLO(1)=0THENPRINT"THE MAGNETIC PROPERTI
ES OF THE VACCINE ARE DESTROYED AND IT IS USELESS.":LO(1)=3
0:B=2000:GOSUB2050:RETURN:ELSERETURN'9320
2160 CL=44:GOTO600'1048
2200 IFN$<>"GUAR"THEN1025'1503
2205 IFCL<>52THEN1030'1265
2210 PRINT:PRINT"OK. YOU KNOCKED HIM OUT.":LO(10)=CL:QO$(10)="A
ROMULAN BLASTER":QS$(52)="AN UNCONSCIOUS GUARD":B=1000:GOSUB205
0:GOTO600'8468
2300 IFN$="LEVE"THEN1705'1426
2305 IFN$<>"FLOW"THEN1025'1362
2310 PRINT:PRINT"THE FLOWER EMITS A YELLOW GAS...":B=1000:GOSUB2
050:PRINT"IT'S HARD TO BREATHE!":GOSUB2050:PRINT:PRINT"YOU CHOKE
TO DEATH ON THE POISON GAS.":GOTO3700'9480
2400 PRINT:PRINT"YOU'RE CARRYING.":A=0'1991
2405 FORI=1TO11:IFLO(I)=0THENPRINT" ";QO$(I):A=1:NEXTI:ELSENEXTI
'3421
2410 IFA=0THENPRINT" NOTHING" '1477
2415 GOTO850'571
2500 IFN$<>"COVE"ORCL<>35THEN1025'2328
2505 PRINT:IFVO=1THENPRINT"IT'S ALREADY OPEN":GOTO850'2971
2510 VO=1:DM(35,2)=21:DM(21,0)=35:PRINT"OK.":QS$(35)=AT$:B=700:G
OSUB2050:GOTO600'4902
2600 IFN$<>"LANT"THEN1025'1393
2605 IFLO(2)<>0THEN1027'1249
2610 IFCL<1THEN1035'933
2615 LL=1:PRINT:PRINT"OK. THE LANTERN IS LIT.":GOTO850'2960
2700 IFN$<>"LANT"THEN1025'1493
2705 IFLO(2)<>0THEN1027'1349
2710 IFCL<1THENPRINT:PRINT"IT'S ALREADY OFF.":GOTO1035'2903
2715 LL=0:PRINT:PRINT"OK. THE LANTERN IS OFF.":GOTO850'3045
2800 IFN$="SURF"ORN$="PLAN"THEN2805ELSE1025'2665
2805 IFCL<>23THENPRINT"I CAN'T DO THAT HERE":GOTO850'3147
2806 IFSP=0THENPRINT:PRINT"SPOCK ISN'T HERE TO OPERATE THE CONT
ROLS.":GOTO850'4698
2810 PS=1:PRINT:PRINT"SPOCK SAYS --" '1963
2815 IFGB=1ANDMC=0THENPRINT" CAPTAIN, WE'VE GOT DR. MCCOY'S COO
RDINATES.":GOTO850'5123
2820 PRINT" THE PLANET IS VERY ARID AND MOST OF THE SURFACE
IS DESERT. HOWEVER, A UNIQUE FORM OF PLANT LIFE DOES EXIST IN I
SOLATED COLONIES. THERE ARE NO OTHER LIFE FORMS ON THE PL
ANET EXCEPT" '12733
2825 PRINT" FOR THE HUMANS IN THE OBSERVA- TION OUTPOST.":GOTO8
50'3821
2900 IFN$<>"SHUT"THEN2915'1468
2905 IF(CL=37ORCL=46)ANDGB=0THENENCL=42:GOTO600'2986
2910 IFCL=58THENENCL=59:GOTO600'1770
2912 GOTO1025'601
2915 IFN$<>"ENTE"THEN2960'1459
```

```
2920 IFCL=59THEN2925ELSEIFCL=42THEN2930:ELSE1025'2625
2925 IFRDO=0THENPRINT:PRINT"THE ROMULAN SHUTTLECRAFT SHOOTS STR
AIGHT AHEAD, SLAMS INTO THE CLOSED HANGARBAY DOOR AND EXP
LODES.":GOTO3700'8858
2930 CLS:EDO=0:DE=0:PRINT:PRINT"YOU'RE COMING UP FAST ON THE
ENTERPRISE.":PRINT:B=1000:GOSUB2050'5773
2932 IFGB=0THEN2940'998
2935 IFCA=1THENPRINT"THE ROMULANS HAVE NOT YET DETEC-TED YOUR ES
CAPE.":ELSEPRINT" BUT THE SHUTTLE WAS DETECTED AND BLOWN UP B
Y THE ROMULANS.":GOTO3700'9371
2940 PRINT:PRINT"COMMAND? ";:LINEINPUTA$:A$=A$+" ":IFLE
FTS(A$,9)="RADIO ENT"THENEDO=1ELSEEDO=0'5669
2945 PRINT:IFEDO=0THENPRINT"YOU SLAMMED INTO THE CLOSED HAN
GARBAY DOORS AND EXPLODED BECAUSE YOU DID NOT RADIO AHEAD FOR
LANDING CLEARANCE.":GOTO3700'9571
2950 RE=1:PRINT:PRINT"ROGER,CAPTAIN.":PRINT:PRINT"THE HANGARBAY
DOORS ARE OPEN AND YOU ARE CLEARED TO LAND.":B=1500:GOSUB205
0:PRINT:PRINT"NICE TOUCHDOWN, CAPTAIN.":GOTO850'9996
2960 IFN$<>"SURF"THEN2975'1530
2962 IFCL<>42THENPRINT:PRINT"I CAN'T DO THAT UNLESS I'M IN TH
E SHUTTLECRAFT GALILEO.":GOTO850'5722
2965 PRINT:IFCL=42ANEDO=0THENPRINT"THE GALILEO SHOOTS STRAIGHT
FOR- WARD, SLAMS INTO THE CLOSED HANGARBAY DOORS AND EXPLODE
S.":GOTO3700'8725
2970 QS$(46)=QS$(37):QS$(37)="A SHUTTLECRAFT SERVICE PLATFORM":C
LS:PRINT'096,"YOU PROCEED TO TYCHO IV, BUT FOR UNKNOWN REASONS, Y
OU TOUCH DOWN A KILOMETER FROM THE HOSPITAL AND HAVE TO WALK."
:PRINT:CL=46:GL=1:EDO=0:DE=0:GOSUB350:GOTO600'15470
2975 IFN$<>"HANG"THEN1025'1496
2980 IFCL=42ORCL=59THEN2985ELSE1025'2114
2985 IFEDO=1ANDWS=0THEN1770'1704
2987 IFCL=59ANDRE=1THENENCL=37:RE=0'2333
2990 IFCL=42THENENCL=37'1337
2992 GOTO600'631
3000 IFN$<>"VACC"THEN1025'1520
3005 IFLO(1)<>0THEN1027'1393
3010 PRINT:IFCL<>48THENPRINT"WAIT UNTIL WE REACH THE HOSPITAL";:
GOTO850'4291
3015 PRINT"THE COLONY'S DOCTOR THANKS YOU FOR THE PRECIOUS VAC
CINE. THE PARMELIAN FEVER CAN NOW BE STOPPED.":B=1000:GOS
UB2050:PRINT:PRINT"YOU MUST NOW RETURN TO THE ENTERPRISE."
:DV=1:LO(1)=-1:GOTO850'13321
3100 IFN$<>"DOOR"THEN1025'1388
3105 IFCL=17ORCL=38THENDE=1:DM(17,0)=38:DM(38,2)=17'3276
3110 IFCL=54ORCL=57THENDR=1:DM(54,3)=57:DM(57,1)=54'3302
3115 GOTO600'499
3200 IFN$<>"DOOR"THEN1025'1488
3205 IFCL=17ORCL=38THENDE=0:DM(17,0)=0:DM(38,2)=0'3260
3210 IFCL=54ORCL=57THENDR=0:DM(54,3)=0:DM(57,1)=0'3284
3215 GOTO600'599
3300 IFN$<>"SUIT"THEN1025'1605
3305 PRINT:IFLO(8)=-1THENPRINT"I ALREADY HAVE IT ON.":GOTO850'35
09
3310 IFLO(8)=0THENPRINT"OK.":LO(8)=-1:WS=1:GOTO850'3187
3315 IFLO(8)=CL THEN1027ELSE1030'1789
3400 IFN$<>"SUIT"THEN1025'1450
3405 PRINT:IFWS=0THENPRINT"I'M NOT WEARING IT.":GOTO850'2946
3410 PRINT"OK.":LO(8)=0:WS=0:GOTO850'2039
3500 IFN$<>"PHAS"THEN3515'1531
3502 IFLO(7)=0THENPRINT:PRINT"ZZZAPPI" '1929
3505 IFCL<6THENIFRO(CL)=1THENPRINT:PRINT"YOU GOT HIM!":RO(CL)=0:
RO=RO-1:GOTO850'4941
```

Listing continued

Listing continued

```

3510 IFSP=1THENPRINT"SPOCK SAYS --":PRINT"WHAT A WASTE OF PHASE
R CHARGE!":GOTO850:ELSEGOTO850'5428
3515 IFN$<>"BLAS"THEN1025'1530
3516 IFCL=56THENIFBL>0THENRC=0:PRINT:PRINT"YOU GOT HIM!":BL=0:GO
TO850:ELSECLS:PRINT:PRINT"YOUR BLASTER WAS EMPTY!":GOTO740'7164
3519 IFCL>5THEN3525'1085
3520 PRINT:IFRO(CL)=1THENIFLO(10)<>0ORBL<1THENPRINT"HE KILLS YOU
ON THE SPOT.":GOTO3700:ELSEPRINT"YOU GOT HIM!":RO(CL)=0:RO=RO-1
'8053
3525 BL=0:PRINT:PRINT"ZZZAPP!":B=600:GOSUB2050:IFCL=52THENQOS(52
)= "A DEAD GUARD":GOTO600'5252
3530 GOTO850'666
3600 PRINT:IFN$="VACC"ANDLO(1)=0THENPRINT"THE VIALS ARE SHATTERE
D AND THE VACCINE IS LOST!":LO(1)=30:GOTO850'6430
3605 IFN$="DEVI"ANDLO(11)=0THENPRINT"THE CLOAKING DEVICE FELL AP
ART WHEN YOU DROPPED IT!":LO(11)=-1:CA=1:CD=1:GOTO850'7575
3610 IFNN>11THEN1027'974
3611 IFLO(NN)=0THENLO(NN)=CL:ELSE1027'2124
3612 IFCL=49THENLO(NN)=-1'1565
3613 IFCL=49ANDNN=7THENLO(7)=35'1914
3615 GOTO600'489
3700 PRINT:PRINT"YOUR MISSION IS A FAILURE!":2341
3705 PRINT:PRINT"THIS ADVENTURE IS OVER.":PRINT"DO YOU WANT TO T
RY AGAIN (Y/N)?":GOSUB355:IFA$="N"THENCLS:END:ELSEIFA$="Y"THENRU
N:ELSE3705'7668
3900 PRINT:IFCL=28ANDSP=0THENPRINT"YOU NEED SOMEONE TO OPERATE T
HE CONTROLS":4604
3905 IFSP=0THENPRINT"YOU'RE ON YOUR OWN, CAPTAIN!":GOTO850'3378
3910 PRINT"SPOCK SAYS --":IFCL=23THENPRINT"SHIP'S SENSORS CAN S
CAN THE PLANET'S SURFACE.":GOTO850'5847
3915 IFCL=24THENPRINT"IT LOOKS LIKE THE FIRING SWITCH IS BROKEN
.":GOTO850'4413
3920 IFCL=34THENPRINT" I SEE ";:IFLO(5)=-1ANDLO(6)=-1THENQOS(5)=
" A COMMUNICATOR":QOS(6)="AN ELECTRICAL SWITCH":PRINTQOS(5):PRINT
" AND ";:QOS(6):LO(5)=34:LO(6)=34:GOTO850:ELSEPRINT"ALL THE SHIP'
S STORES":GOTO850'12634
3925 IFCL=28THENPRINT"READY TO ENERGIZE, CAPTAIN.":GOTO850'3407
3930 IFCL=38ORCL=27ORCL=24ORCL=28ORCL=31ORCL=40ORCL=25THENPRINT"
I SUGGEST WE CHECK THE SHIP'S TECHNICAL MANUAL, CAPTAIN.":GOT
O850'8987
3935 IFCL=33THENPRINT"SEE WHAT'S ON THIS TABLE":GOTO850'3186
3940 IFRO>0THENPRINT" I SENSE DANGER, CAPTAIN.":GOTO850'3132
3945 PRINT" I HAVE NO SUGGESTIONS, CAPTAIN.":GOTO850'2975
4000 PRINT:IFN$="COOR"ANDPS=1ANDMC=0ANDCL=23THENCE=1:PRINT:PRINT
"SPOCK SAYS --":PRINT"COORDINATES ENTERED, CAPTAIN.":GOTO850'75
39
4005 IFN$="COOR"ANDCL=23THENPRINT"OK.":GOTO850'2659
4010 GOTO1025'679
4100 IFN$<>"PHAS"THEN1025'1360
4105 IFCL<23ORCL>27THEN1025'1552
4110 PRINT:PRINT"ONTO WHAT? (ONE WORD)":PRINT"ONTO ";:LINEINPUT
PH$'3110
4115 PL=1:PRINT:B=500:GOSUB2050:PRINT"CHEKHOV REPORTS --":PRINT"
PHASERS LOCKED ON TARGET, CAPTAIN.":GOTO850'6414
4200 PRINT:IFN$<>"DEVI"THEN4210'1648
4205 IFLO(11)=CL OR LO(11)=0THENPRINT"THE CLOAKING DEVICE":IFCA=
1THENPRINT" IS ACTIVATED":GOTO850:ELSEPRINT" IS NOT ACTIVATED":G
OTO850:ELSE1030'8260
4210 IFN$<>"SWIT"THEN4220'1497
4215 IFCL=24ANDPS=0THENPRINT"THE SWITCH IS BURNED OUT.":GOTO850:E
LSEIFCL=25ORCL=26THEN4315:ELSEIFLO(6)=0THENPRINT" IT LOOKS LIKE

```


```

A NEW SWITCH.":ELSEIFLO(6)=CL THEN1027:ELSE1030'10518
4220 IFN$<>"LANT"THEN4235'1489
4225 IFLO(2)=CL OR LO(2)=0THENPRINT"THE LANTERN IS ";:IFLL=1THEN
PRINT"ON":ELSEPRINT"OFF"4846
4230 IFLO(2)=0ORLO(2)=CL THENPRINT"THE BATTERIES WILL LAST":PRIN
T" ONLY";LC;"MORE MINUTES":GOTO850:ELSE1030'6384
4235 IFN$<>"BLAS"THEN4245'1492
4240 IFLO(10)<>0THEN1027ELSEPRINT:IFBL=1THENPRINT"IT HAS ONLY ON
E CHARGE LEFT":GOTO850:ELSEPRINT"IT IS EMPTY!":GOTO850'6745
4245 IFN$<>"TRIC"THEN4255'1519
4250 IFLO(3)=0THENPRINT"YEP! IT'S THE LATEST MODEL!":GOTO850:EL
SEIFLO(3)=CL THEN1027ELSE1030'5271
4255 IFN$="MANU"THEN1545'1348
4260 IFN$<>"FLOW"THEN4270'1537
4265 IFCL=47THENPRINT"THEY'RE BLUE AND SMELL SWEET.":GOTO850:ELS
E1025'4032
4270 IFN$<>"TABL"THEN4285'1532
4273 IFCL=35ANDLO(7)=-1THENLO(7)=35:QOS(7)="A HAND PHASER":PRINT
" I SEE ";:QOS(7):GOTO850'5379
4275 IFCL=33ANDLO(4)=-1THENLO(4)=33:QOS(4)="THE SHIP'S TECHNICAL
MANUAL":PRINT"IT'S ";:QOS(4);:GOTO850'6362
4277 IFCL=33ORCL=31ORCL=29THEN4315'2331
4280 IFCL=35THENPRINT"THERE ARE MANY PHASERS":GOTO850:ELSEIFCL=2
9THEN4315:ELSE1030'4795
4285 IFN$<>"BENC"THEN4295'1537
4290 IFCL=41ANDLO(9)=-1THENLO(9)=41:QOS(9)="A WRENCH":PRINT"A WR
ENCH AND OTHER TOOLS ARE ON THE WORKBENCH.":GOTO850:ELSEIFCL=40
THEN4315:ELSE1030'9080
4295 IFN$<>"WALL"THEN4305'1563
4300 IFCL=37ORCL=58THENPRINT" I SEE A LEVER WHICH CONTROLS TH
E HANGARBAY DOORS.":LV=1:GOTO850'6155
4301 IFCL=38THENPRINT" I SEE ";:IFMC=1THENQOS(8)="TWO SPACE SUITS
" ELSEQOS(8)="A SPACE SUIT"5586
4302 IFCL=38THENPRINTQOS(8):GOTO850'1928
4304 GOTO4315'723
4305 IFN$<>"DUCT"THEN4315'1574
4310 IF(CL=29ANDDM(29,1)>0)OR(CL=31ANDDM(31,2)>0)OR(CL=35ANDDM(3
5,2)>0)OR(CL=40ANDDM(40,1)>0)OR(CL=41ANDDM(41,3)>0)THENIF(LL=1AN
DLO(2)=0)THENPRINT"THE DUCT RUNS VERTICALLY BETWEEN DECKS.":GOTO
850:ELSEPRINT"IT'S TOO DARK TO SEE IN THERE.":GOTO850'15682
4312 PRINT"THERE IS NO OPEN VENTILATION DUCT HERE.":GOTO850'
3746
4315 PRINT" I SEE NOTHING OF INTEREST HERE.":GOTO850'3045
4400 IFN$<>"DEVI"THEN1025'1401
4405 IFLO(11)<>CL THEN1030'1433
4410 PRINT:IFCD=0THENPRINT"IT'S NOT INSTALLED YET!":B=1000:GOSUB
2050:PRINT:PRINT"LOOK OUT!":GOSUB2050:PRINT:PRINT"IT BLEW UP!":G
OTO3700'7097
4415 IFCL<42THENPRINT"THE ENTERPRISE":ELSEIFCL=59THENPRINT"THE S
HUTTLECRAFT":ELSEIFCL>48THENPRINT"THE ROMULAN CRUISER"6947
4420 PRINT" NO LONGER APPEARS ON ANY SENSORS.":CA=1:GOTO
850'3791
9999 END'192
63000 CL=PEEK(25)*256+PEEK(26):BN=0
63010 CLS:BN=BN+1:BT=0:PRINT"LINE", "CHECKSUM":PRINT
63020 FORI=1TO10:CS=0:LN=PEEK(CL+2)*256+PEEK(CL+3)
63030 IFLN<63000THENPRINTLN, :NL=PEEK(CL)*256+PEEK(CL+1):ELSEI=11
:GOTO63060
63040 FORJ=CL+2TONL-1:IFPEEK(J)=58ANDPEEK(J+1)=131THENJ=NL:ELSEC
S=CS+PEEK(J)
63050 NEXTJ:PRINTCS:CL=NL:BT=BT+CS
63060 NEXTI:PRINT:PRINT"BLOCK",BN,BT:PRINT:IFLN>62999THENEND
63070 INPUT"PRESS ENTER TO CONTINUE";BT:GOTO63010

```



# Subscribe to **80 Micro** for one year and get our 1983 Special Anniversary Issue absolutely **FREE!**



You'll receive 12 months of **80 Micro**, the magazine packed with programs and projects for Radio Shack's personal, business, and portable computers. **80 Micro** gives you:

- user-application programs—written by readers like you who need programs to maximize the productivity of their machines.
- new-product reviews—information you need to make the right buying decisions.
- debugging techniques—**80 Micro** saves time with expert solutions to common and irregular problems.
- hardware modifications—upgrade your computer and become more familiar with its functions while you save money and increase its value.

Subscribe today.

And don't forget, with your subscription, **80 Micro** gives you a free, 1983 Anniversary Issue. This bonus thirteenth issue, published in January of 1983, is loaded with over 70 new articles on games, tutorials, utilities, programming techniques, plus Bill Barden's Assembly-Language Primer, 3-D Stereoscopic programs, a complete **80 Micro** annotated index, and more.

Yes! Send me a year's subscription  
to **80 Micro** at \$35.97.

I understand that upon receipt of payment, I will receive **80 Micro's** 1983 Special Anniversary Issue absolutely FREE!

Check/mo    MC    Amex    Visa    Bill me

SIGNATURE \_\_\_\_\_

CARD # \_\_\_\_\_ EXP. DATE \_\_\_\_\_

NAME \_\_\_\_\_

ADDRESS \_\_\_\_\_

CITY \_\_\_\_\_ STATE \_\_\_\_\_ ZIP \_\_\_\_\_

Canada and Mexico \$44.97. 1 year only. US funds drawn on US bank. Foreign Surface \$54.97. 1 year only. US funds drawn on US bank. Please allow 6-8 weeks for delivery.

Send coupon with payment to

**80micro** P.O. Box 981  
Farmingdale, NY 11737

339P8

BY JAMES J. BARBARELLO

# REAL-WORLD APPLICATIONS— PART I, THE CMI

Popular opinion seems to say that the CoCo is only for playing games and such. Others have realized, however, that the CoCo is capable of many things—some of which would be difficult for most people to discover. For instance, did you realize that with the addition of a simple interface circuit, your CoCo could be transformed into a capacitance meter? Or how about a biofeedback monitor? In this first of two articles, I'll discuss the capacitance-meter interface (CMI), which, with associated software, will transform your CoCo into an accurate capacitance meter.

The three passive components used in most electronic circuits are resistors, capacitors, and inductors. For most of us, inductors (or coils) are seldom used. However, almost all hardware hobbyists own a volt/ohm meter (VOM) or digital volt-meter (DVM). With this low-cost device you can measure the exact value of a resistor.

But what about capacitors? There are capacitance meters, but they are expen-

Have a capacitor of uncertain tolerance? Turn your CoCo into an inexpensive capacitance meter.

sive. Like me, you probably buy a capacitor and hope the actual value is close to that marked on the part.

Common resistors are available with 5-percent tolerances. For instance, if you have a 1,000-ohm, 5-percent resistor, you can be reasonably sure that its value will not be less than 950 ohms or greater than 1,050 ohms. On the other hand, low-cost capacitors have +80/-20-percent tolerances. That means that a 1 microfarad ( $\mu\text{F}$ ) capacitor can be as low as 0.8  $\mu\text{F}$  or as high as 1.8  $\mu\text{F}$ . Since the actual value of a capacitor is usually critical to circuit performance, this wide variation can produce undesirable results.

In addition, capacitors possess a

characteristic called dielectric absorption. Without going into the details, a poor dielectric absorption characteristic will result in the capacitor changing value after it is charged and discharged a number of times.

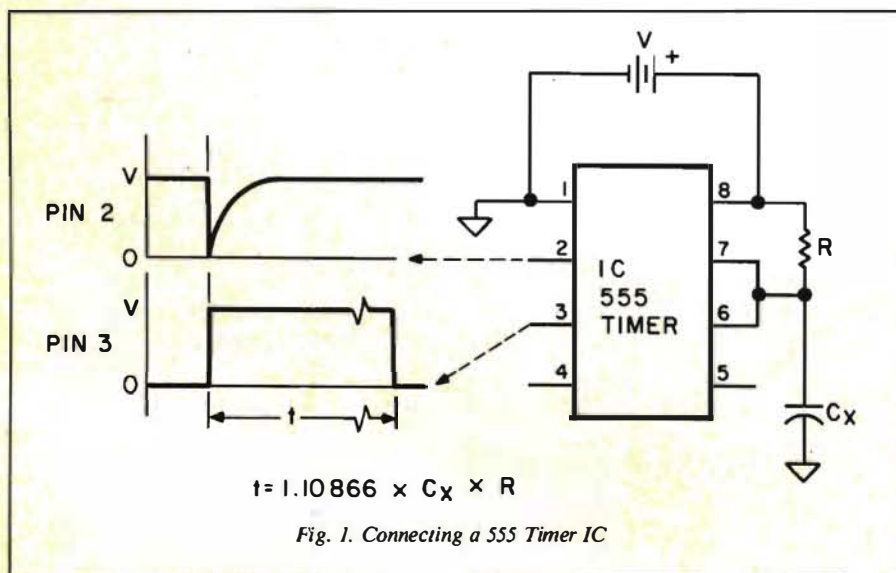
A capacitance meter can measure the actual value of a capacitor and determine if it has excessive dielectric absorption. The hardware involved and the process are simple. You charge the capacitor with a controlled current until it reaches a preset voltage level. When it reaches the preset level, you determine how long the process took and convert that time into a value in microfarads.

How can your CoCo assist in this process? First, you can send a signal to trigger the start of the charging (as you do when you CSAVE a program to tape). You can also sense a voltage level (as when you CLOAD a program from tape). And, of course, the CoCo can keep time extremely well. (It is, after all, crystal controlled.)

Finally, using a predefined formula, you can program your machine to convert the time to a capacitance value. But the CoCo can't readily provide the controlled current and sense a preset voltage level—not without a little help. That is where the CMI comes in.

### Measuring Capacitance

If you connect a 555 timer IC, as shown in Fig. 1, and trigger it with a negative-going pulse, pin 3 will immediately rise to the supply voltage ( $V+$ ). It will stay at  $V+$  for a time equal to about  $R \times C$  seconds (where




### System Requirements

16K RAM  
Extended Color Basic  
Editor/Assembler

Forum Sixty-Eight

Color Computer News



If the same old news and reviews cause you to snooze then choose:

## Forum Sixty-Eight v2 or

## Color Computer News v1

Forum Sixty-Eight is new to date and will prove itself real soon. So rouse from your slumber and get the first number Cause the first issue's coming in June.

Color Computer News will wake your computer and open your eyes up wide. And soon you'll discover from cover to cover there's lots of good info inside.

Forum Sixty-Eight is the journal for Motorola Microprocessors. The forum covers business, scientific and recreational computing.

Color Computer News is the *original* Color Computer magazine covering the entire spectrum of Color Computing from beginner to advanced.

REMarkable Software, Inc.  
P.O. Box 1192  
Muskegon, MI 49443  
(616) 728-9100

The 12 issue subscription rate is:  
United States ..... \$21.00  
Canada/Mexico ..... \$38.00  
Foreign ..... \$66.00  
Combination Subscription \$39.00  
(U.S. only)

Kelly Software Dist.  
P.O. Box 11932  
Edmonton, Alberta T5J 3L1  
CANADA  
Canadian subscriptions to  
Color Computer News only

Name: \_\_\_\_\_

Address: \_\_\_\_\_

City: \_\_\_\_\_ State: \_\_\_\_\_ Zip: \_\_\_\_\_

Visa/Mastercard # \_\_\_\_\_ Expiration Date: \_\_\_\_\_

Color Computer News

Forum Sixty-Eight

Both

Subscription begins with next available issue

Allow 8-10 weeks for delivery

R is in megohms and C is in microfarads). This time will not vary with changes in V+ and, if R is kept constant, will always be the same for a given capacitor.

So, if you can measure the time during which pin 3 stays at a positive voltage level, you can convert it directly into a capacitance value. But how do you trigger the IC, and how do you check the level of pin 3? This is where the CMI and the software come in. Take a look at the actual circuit.

### The CMI Circuit

In the CMI schematic diagram (Fig. 2), notice that IC1 is a 555 timer IC connected like the one in Fig. 1. When a positive voltage greater than 0.7V is applied to J1, it turns on transistor Q1, shorting R2 to ground. This negative-going voltage change is applied directly to pin 2 of IC1 and starts the IC's timing cycle. During the timing cycle, pin 3 is at the V+ level.

The duration of IC1's output pulse depends on Cx (the unknown-value capacitor) and the value of timing resistors R3 or R4 (selected by rotary switch S1a). IC2 remains unaffected by the positive transition of IC1's output. But when voltage at pin 3 of IC1 returns to 0 volts, this negative transition passes through C1 and triggers IC2. As a result, IC2 produces a fixed-duration, positive-going pulse and provides it to J2.

A 9-volt battery provides power for the circuit. S1b provides power to the circuit when S1 is in position 1 or 2. It also disconnects the battery from the circuit when S1 is in the off position.

As a review, note that IC1's output pulse starts when a positive voltage is

|                    |      |      |       |      |        |       |
|--------------------|------|------|-------|------|--------|-------|
| 3F00               |      |      | 00100 | ORG  | 3F00H  |       |
| 3F00               | 1A   | 50   | 00200 | ORCC | #50H   |       |
| 3F02               | 86   | FF   | 00300 | LDA  | #255   |       |
| 3F04               | B7   | FF20 | 00400 | STA  | OFF20H |       |
| 3F07               | C6   | 08   | 00500 | LDB  | #8     |       |
| 3F09               | 5A   |      | 00600 | J1   | DECB   |       |
| 3FOA               | 26   | FD   | 00700 | BNE  | J1     |       |
| 3FOC               | 86   | 03   | 00800 | LDA  | #3     |       |
| 3FOE               | B7   | FF20 | 00900 | STA  | OFF20H |       |
| 3F11               | 1A   | 50   | 01000 | ORCC | #50H   |       |
| 3F13               | C6   | 01   | 01100 | LDB  | #1     |       |
| 3F15               | 8E   | 0000 | 01200 | LDX  | #0     |       |
| 3F18               | 86   | FE   | 01300 | CONT | LDA    | #0FEH |
| 3F1A               | BA   | FF20 | 01400 | ORA  | OFF20H |       |
| 3F1D               | 81   | FE   | 01500 | CMPA | #0FEH  |       |
| 3F1F               | 27   | 06   | 01600 | BEQ  | DONE   |       |
| 3F21               | 3A   |      | 01700 | ABX  |        |       |
| 3F22               | 8C   | 0000 | 01800 | CMPX | #0     |       |
| 3F25               | 26   | F1   | 01900 | BNE  | CONT   |       |
| 3F27               | BF   | 3F30 | 02000 | DONE | STX    | 3F30H |
| 3F2A               | 39   |      | 02100 | RTS  |        |       |
|                    |      | 3F00 | 02200 | END  | 3F00H  |       |
| 00000 TOTAL ERRORS |      |      |       |      |        |       |
| CONT               | 3F18 |      |       |      |        |       |
| DONE               | 3F27 |      |       |      |        |       |
| J1                 | 3F09 |      |       |      |        |       |

Program Listing 1. Machine-Language Subroutine

applied to J1. Also, the presence of a positive voltage at J2 tells you when IC1's output has ended. All the CoCo needs to do now is provide the positive voltage to J1 and count until it senses a positive voltage at J2.

### The CMI Software

Before I discuss how the CoCo triggers and senses the CMI, I'll examine its

counting task. To be an effective piece of instrumentation, the CoCo CMI should be able to measure capacitors in the picofarad (millionths of a microfarad) range. For example, assume you want to measure a 10-pF capacitor. Using range 1, the timing cycle would take about  $10E6 \times 10E-12$  seconds ( $R3 = 10$  megohms, or  $10E6$ ;  $C = 10$  pF, or  $10E-12$ ). This calculates to  $100E-6$  or one ten-thousandth of a second.

Unfortunately, you cannot operate this quickly in Basic and still keep count. So you must resort to a machine-language subroutine to trigger, count, and sense. Program Listing 1 shows the subroutine that accomplishes this. Convert this subroutine into data values, place them in the Basic program, and POKE them into memory for use with Basic's USR function.

If you are not interested in how it works, you can skip to the next section.

Line 100 of Listing 1 defines its ORG (or origination) at 3F00H. The next command (ORCC #50H) sets the condition-code register's interrupt-request mask (IRQ) and fast interrupt-request mask (FIRQ) bits. In doing this, you disable all interrupt requests. You must accomplish this before you send out any

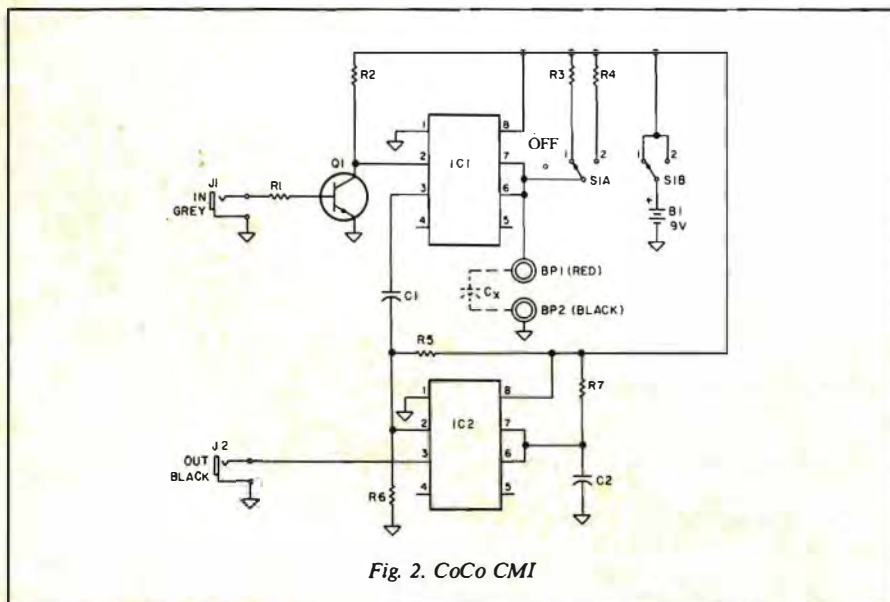


Fig. 2. CoCo CMI

Program Listing 2

```

1 REM ** COLOR CAP METER PROG.
2 REM ** NAME:CAPMETER
3 REM ** REV #2, 2 APR 1983
4 REM ** (C) 1983 J. BARBARELLO
5 REM
10 CLS 5
   :CLEAR 200,&H3EFF
   :DEF USR = &H3FOO
   :R(1) = 10
   :R(2) = 0.1
   :C(1) = 9
20 DATA 26,80,134,255,183,255,32,198,8,90,38,253,134,3
30 DATA 183,255,32,26,80,198,1,142,0,0,134,254,186,255
40 DATA 32,129,254,39,6,58,140,0,0,38,241,191,63,48,57
50 FOR I = 16128 TO 16170
   :READ M
   :POKE I,M
   :NEXT I
60 REM ***** UTILITY LOADED - PROGRAM BEG
   INS
70 REM *****
80 CLS 0
   :AA$ = STRING$(5,128) + " " + STRING$(16,128) + " "+S
   TRING$(7,160)
90 PRINT @5, STRING$(20,32);
100 PRINT @32,;
   :FOR I = 1 TO 11
   :PRINT AA$;
   :NEXT
110 PRINT @389, STRING$(20,32);
120 P = 39
   :P$ = " CAPACITANCE "
   :GO SUB 410
130 P = 71
   :P$ = " METER "
   :GO SUB 410
140 PRINT @103, STRING$(16,255);
   :PRINT @135, CHR$(255);
   :PRINT @150, CHR$(255);
   :PRINT @167, STRING$(16,255);
150 P = 233
   :P$ = " RANGE: 1 2 "
   :GO SUB 410
160 PRINT @241,"1";
   :RNG = 1
170 P = 328
   :P$ = "MEASURE"
   :GO SUB 410
180 P = 337
   :P$ = "READY"
   :GO SUB 410
   :PRINT @337,"R";
190 P = 136
   :P$ = " 00.000000 UF "
   :GO SUB 410
200 A$ = INKEY$
   IF A$ = "" THEN 200
210 IF A$ = "1" THEN 230
   :ELSE IF A$ = "2" THEN 240
   :ELSE IF A$ = "R" THEN 250
   :ELSE IF A$ = "M" THEN 270
220 GO TO 200
230 PRINT @241,"1";
   :POKE 1267,50
   :RNG = 1
   :GO TO 200
240 POKE 1265,49
   :PRINT @243,"2";
   :RNG = 2
   :GO TO 200
250 PRINT @337,"R";
   :POKE 1352,13
260 P = 136
   :P$ = " 00.000000 UF "
   :GO SUB 410
   :GO TO 200
270 PRINT @328,"M";
   :POKE 1361,18
280 X = USR(0)
   :M = PEEK(16176) * 256 + PEEK(16177)
   :POKE 16176,0
   :POKE 16177,0
290 IF M < C(RNG) + 1 THEN PRINT @136," OUT OF RANGE ";
   :GO TO 200
300 PRINT @136,;
   :PRINT USING " ##.##### UF ";(M - C(RNG)) / (450000 * R(

```

Listing continued

data. Next, load the A register with 255 decimal and send that value out to memory location 0FF20H.

Refer to page 7 of the TRS-80 *Color Computer Technical Reference Manual*. Note that memory locations FF20 through FF23 are actually PIA (peripheral interface adapter) U4. This device sends and receives data to and from the cassette recorder. By sending a value of 255 to U4, you generate a level of about 1 volt at the auxiliary (large grey) cassette plug.

You want to maintain this level for a short time so that the CMI can sense it. So, next you load the B register with the decimal value, 8. Then you decrement B until it reaches zero. This short delay maintains the level long enough for the CMI to sense it.

With this done, you reload the A reg-

---

*“Before you return. . .  
check to see if index  
register X has been  
incremented past FFFFH  
to zero. This occurs if the  
timing cycle took too long,  
or if a fault in the CMI  
hardware never sent back  
a trigger pulse.”*

---

ister with decimal 3 and send it to U4. This returns the auxiliary level to its previous state. Now that you have finished sending data out, execute the command ORCC #50H again to restore the interrupts. Like an on/off switch, this command toggles the state of the interrupt flag bits.

As in Basic, you must initialize your variable before you begin counting. First, load the B register with one (the count increment). Then load index register X (where the count will be stored) with zero. Count until the cassette's ear-phone plug sends a positive voltage level. Bit 0 of memory location FF20 is the cassette-data input.

Load the A register with 0FEH (254 decimal) and OR it with the contents of location 0FF20H. The program stores the results of this action in the A register. If bit 0 contains a one (not triggered), register A will contain 0FFH, and the comparison to 0FEH will not cause a branch to DONE. Instead, the

```

        RNG);
310 GO TO 200
400 REM ***** POKE MESSAGE SUBROUTIN
    E *****
410 J = LEN (P$)
420 FOR I = 1 TO J
    :W = ASC ( MID$ (P$,I,1)) - 64
    :IF W < 0 THEN W = W + 64
430 POKE P + I + 1023,W
    :NEXT
    :RETURN

```

ABX command adds the contents of the B register to index register X (incrementing it by one).

Before you return, however, check to see if index register X has been incremented past FFFFH to zero. This occurs if the timing cycle took too long, or if a fault in the CMI hardware never sent back a trigger pulse. If this happens, the process aborts and proceeds to DONE. Otherwise, it branches to CONT.

When the ORing of the A register and location FF20H produces FEH (bit 0 changed to "0" by the CMI's output), the CMPA #0FEH and BEQ DONE instructions cause execution to jump to DONE. Regardless of how you get to DONE, the program stores the contents

of index register X in memory locations 3F30H (most-significant byte) and 3F31H (least-significant byte) before returning from this subroutine (RTS).

### The Basic Program

Program Listing 2 shows the CMI Basic program. Line 10 first clears the screen to white (CLS5). It then clears 200 bytes of memory for string storage and reserves memory above 3EFFH (16127 decimal) for machine-language use. Then it defines the USR0 entry point as 3F00H (16128 decimal).

The remaining statements in line 10 require some discussion. If you look back at Fig. 1, you see the timing resistor for range 1 (R3) is 10 million ohms and the timing resistor for range 2

(R4) is 100,000 ohms. These are theoretical values, however, since the actual resistor installed in an individual unit can vary from these values by as much as 5 percent.

Measurement with precision components shows that on range 1, a 0.1  $\mu$ F capacitor produces a count of 45009. Also, the intrinsic capacitance of the CMI produces a count of 9 (i.e., with no capacitor attached). On range 2, the intrinsic capacitance of the CMI is so small that it produces a count of zero (or no count).

Note that the value for variable R(1) is 10. This is the nominal value (in megohms) of the timing resistor for range 1. Similarly, R(2) is defined as 0.1 (or R4=100,000 ohms) for range 2. C(1) is defined as 9. It is the count obtained with no capacitor attached for range 1. Since range 2 produces no count, C(2) is not explicitly defined (since any variable not defined is implicitly zero).

The program will use these values later on to calculate the measured capacitance from the count supplied by the CMI. Assigning these variables allows them to be modified to the particular values of an individual CMI. For instance, if the measured value of R3 was 10.19 megohms and R4 was 0.0988 megohms (98,800 ohms), R(1) could be changed to 10.19 and R(2) to 0.0988. By doing this, the program achieves greater accuracy, since the calculation relates to the actual values of components on which the count relies.

Lines 20-40 contain DATA statements that hold the decimal values of the machine-language subroutine. Line 50 reads this data and then POKES it into memory. Line 80 clears the screen to black and defines string AA\$, which creates the sides of the capacitance-meter display. Line 90 draws the top of the meter, line 100 uses AA\$ to draw the sides of the meter, and line 120 draws the bottom of the meter.

Lines 120 and 130 contain the first calls to a subroutine at line 410. This subroutine receives a string (P\$) and a starting location (P) from the calling line. Line 410 calculates the length of the string to be displayed (J). The FOR...NEXT loop of line 420 uses the MID\$ function to obtain the ASCII equivalent of each character in the string (W).

Line 420 subtracts the value of 64 from W so that line 430 can POKE the character into screen memory. When displayed this way, the character appears on a dark green background.

## Switchable Expansion Is Here



### A PERFECT COMPANION FOR COCO

The key to versatility is the new BT-2000 COMPANION. •Load 5 cartridges and enjoy the benefits of Push-Button selection. •SAVE CoCo's connector. Reduce plugging. •Indicator lights, know at a glance which cartridge is in use. •No more Turn-Offs. Switch to the next cartridge in your COMPANION. •Push a button to RESTART without turning power ON and OFF. \$249.95.

### FOR THE ADVANCED USER AND EXPERIMENTER

The utmost in power and versatility is the BT-1000 Expansion Interface Unit. •Built in supply to power your peripherals or experimenter circuits. •5 Expansion slots --- Internal memory decoding. •Space for your ML Utilities in EPROM or in optional RAM. \$270.00. Or with 8K of RAM, \$300.00.

Write now for FREE brochure. Add \$5.00 s & h. Check, money order, VISA, MC (Account no. and expir. date). COD charge \$2.00 (req's certified check or money order). Mich. residents add 4% sales tax.

#### Also for CoCo:

|         |                            |          |
|---------|----------------------------|----------|
| BT-1010 | Parallel Printer Interface | \$79.95  |
| BT-1020 | Real Time Clock/Calendar   | \$109.00 |
| BT-1030 | Versatile Interface Port   | \$69.95  |

**basic**  
**TECHNOLOGY**

Dept. H P.O. Box 511 Ortonville, MI 48462

(313) 627-6146

✓248

However, those characters with ASCII codes below 64 (space, numbers, etc.) will result in a W value less than zero, creating an error. So line 420 checks for that condition and, if found, adds back 64. Line 430 POKES the string characters to the screen and, when done, returns execution to the calling line.

The screen display simulates a capacitance meter with a liquid-crystal display (LCD). Line 140 draws the orange border of the LCD. Line 150 calls our POKING subroutine (line 410) and prints the RANGE: 1 2 selection legend. Since you begin in range 1, you want the 1 to be highlighted (on a normal green background). So line 160 prints a normal "1" in the proper position. Line 160 also sets the range identifier (RNG) to one, indicating that the routine has selected range 1.

Lines 170 and 180 use the POKING subroutine to print the legends Measure and Ready. Line 180 also overprints the R in Ready, since the meter will initialize in the ready mode. Line 190 initializes the LCD to 00.000000  $\mu$ F. Now that you have completed presentation of the meter, you can begin using it in line 200.

Line 200 is an INKEY\$ scanning routine that causes execution to continue only when you've pressed a key on the keyboard. Then, the routine compares the key pressed to a 1, 2, R, or M. Pressing a 1 will branch execution to line 230, a 2 to line 240, an R to line 250, and an M to line 270. If you've pressed any other key, line 220 returns execution to line 200, where the scanning continues.

Line 230 highlights the 1 in the Range legend, displays the 2 in dark green (subdued), and sets RNG to one. It then returns execution to the keyscanning of line 200.

Line 240 performs a similar function, highlighting the 2, subduing the 1, and setting RNG to two. Thus, the range can be changed by simply pressing the 1 or 2 key.

Line 250 (R pressed) highlights the "R" in Ready and subdues the M in Measure. Line 260 then clears the LCD with an initializing display (00.000000  $\mu$ F on a dark green background). This allows you to reset the meter to the Ready condition. Once this is done, execution returns to the keyscanning in line 200.

The meat of the program begins at line 270. Here, the routine highlights the M in Measure and subdues the R in Ready (indicating that the meter is now measuring).

Line 280 accesses the machine-language subroutine via the X=USR(0) command. The subroutine stores the

most-significant byte (MSB) and least-significant byte (LSB) in memory locations 16176 and 16177. Line 280 retrieves these bytes and converts them to a decimal number that is assigned to the variable M. Finally, line 280 reinitializes

*"To measure, attach a capacitor to the CMI binding posts, set the CMI range switch to the same range selected on the meter, and press the M key."*

memory locations 16176 and 16177 to zero.

If the capacitor being measured is too small or too large for the range you have selected, or if a fault has occurred (CMI not connected or power not ap-

plied), the program returns a count less than or equal to C(1). Therefore, line 290 checks M and, if it is less than C(1)+1, prints a highlighted "Out of Range" message in the LCD area, and then returns to the keyscanning of line 200. Otherwise, line 300 calculates the actual capacitance based on the count, R(RNG), C(RNG), and the constant 45000. The LCD then displays this calculated value. Then execution returns to the keyscanning of line 200.

When you run the program, the screen clears to white until the machine-language subroutine is loaded (the change to white screen lets you know that something is happening). Then the screen clears to black and displays the meter, initializing to range 1 and the ready state.

To change ranges, press the appropriate key (1 or 2). To measure, attach a capacitor to the CMI binding posts, set the CMI range switch to the same range selected on the meter, and press the M key. Once you've obtained the reading, press M again for another measurement, press 1 or 2 to change the range, or press R to clear the display and return to the ready state.

NEW ★
INTRODUCING
★ NEW

**HI-RES SCREEN UTILITY**

Featuring: Double Height Characters

On Screen UNDERLINING

Bell Character tone generator

Switchable Full Screen Reverse Video

True Upper & Lower case character set

REVERSE VIDEO HIGH CONTRAST

Programmable line lengths from 28 to 255 characters

28 Characters per line

32 Characters per line

36 Characters per line

42 Characters per line

51 Characters per line

64 Characters per line

Line lengths of 85, 128 & 255 are unreadable but can be very useful for seeing display layouts

All functions are easily programmable thru BASIC

Fully BASIC COMPATIBLE including CLS & PRINT \$.



**(702) 452-0632**

**5566 Ricochet Avenue** ✓335

**Las Vegas, Nevada 89110**



**SPECIAL**

**\$ 19.95**

All Orders Shipped  
From Stock  
Add \$2.50  
Postage

**FREE INFORMATION**

## Building the CMI

In order to control stray capacitances, you must use a printed circuit board (PCB). Figure 3 shows the CMI's PCB layout. Once you've made the PCB, you should mark it with transfer lettering or some other method before applying any components.

Begin applying the components to the PCB as shown in Fig. 4b, paying special attention to the orientation of IC1 and IC2. Next, mount the binding posts, phono jacks, and rotary switch on the PCB. Make the connections shown in

Fig. 4a, using discarded leads from the resistors or short lengths of hookup wire. Also, connect battery clip BI per Fig. 4a. Finally, mount a control knob on S1 and rotate it to the off position.

The PCB has been designed to replace the top cover of a Keystone #703 plastic case (available from sources such as Digikey Corp.). Tape a 9-volt battery in the case and snap BI onto it. Secure the PCB to the case using four #4/40-by-1/2-inch machine screws.

## Using the CMI

Type in, save, and then run the CMI

program. When the screen displays the meter, remove the plugs from your cassette deck. Place the black plug into the CMI jack marked "black" and the large grey plug into the CMI jack marked "grey." Secure the capacitor to be measured to the binding posts. If the capacitor is polarized (i.e., an electrolytic capacitor with positive and negative leads), secure the positive lead to the red binding post and the negative lead to the black binding post. If the capacitor is not polarized (i.e., a disk capacitor), you may connect either lead to either binding post.

Place S1 on the CMI to position 1. The position of S1 and the Range selection must always agree, otherwise the screen will display a false capacitance value (since the program will be using the wrong R(RNG) and C(RNG) values). Now press the M key. After some time (determined by the range and the value of the capacitance), the LCD should display a value.

If the capacitor is too large or too small for the range selected (or if the CMI is not working properly), an "Out of Range" message will appear instead. To clear the display, press the R key. Alternately, you can press the M key to obtain another reading.

The CMI may produce slightly changing readings for the same capacitor (i.e.,

(Note: All resistors are 1/4 watt, 5 percent. Capacitors are 10V or greater.)

|                    |       |   |
|--------------------|-------|---|
| R1, R2, R5, R6, R7 | ..... | 10,000 ohms                                       |
| R3                 | ..... | 10,000,000 ohms                                   |
| R4                 | ..... | 100,000 ohms                                      |
| C1                 | ..... | 0.01 $\mu$ F                                      |
| C2                 | ..... | 0.1 $\mu$ F                                       |
| IC1, IC2           | ..... | 555 timer IC                                      |
| Q1                 | ..... | 2N2222A, PN2222A, or MPS2222A NPN silicon Xtr     |
| J1, J2             | ..... | 1/8-inch phono jack                               |
| S1                 | ..... | 2-pole, 6-position rotary switch                  |
| B1                 | ..... | 9-volt battery clip                               |
| BP1                | ..... | red 5-way binding post                            |
| BP2                | ..... | black 5-way binding post                          |
| Miscellaneous:     | ..... | PC board, control knob, suitable case (optional). |

Note: A kit containing all parts (less case) and the CMI program on cassette is available for \$20 from the author. New Jersey residents add 5-percent sales tax.

Table 1. List of Materials

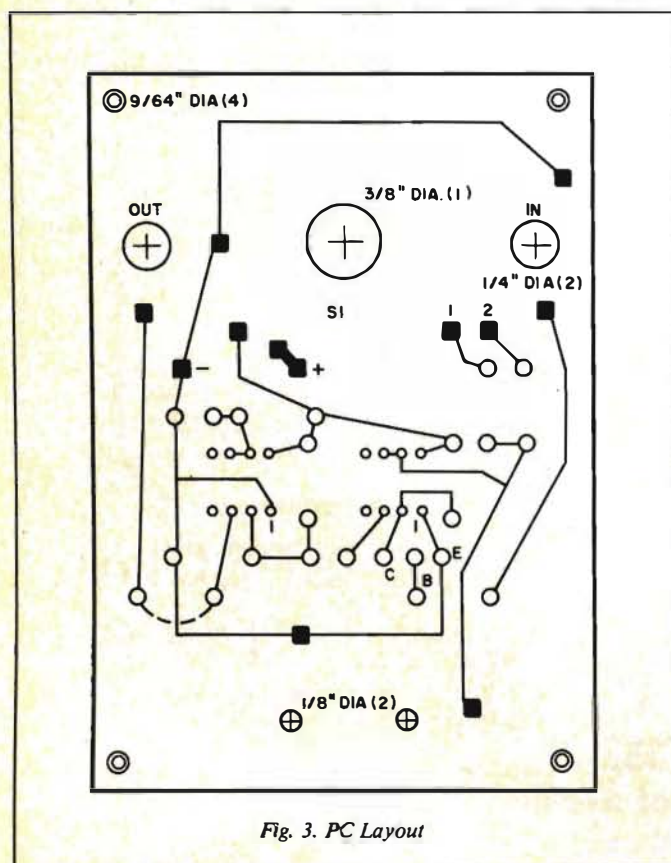


Fig. 3. PC Layout

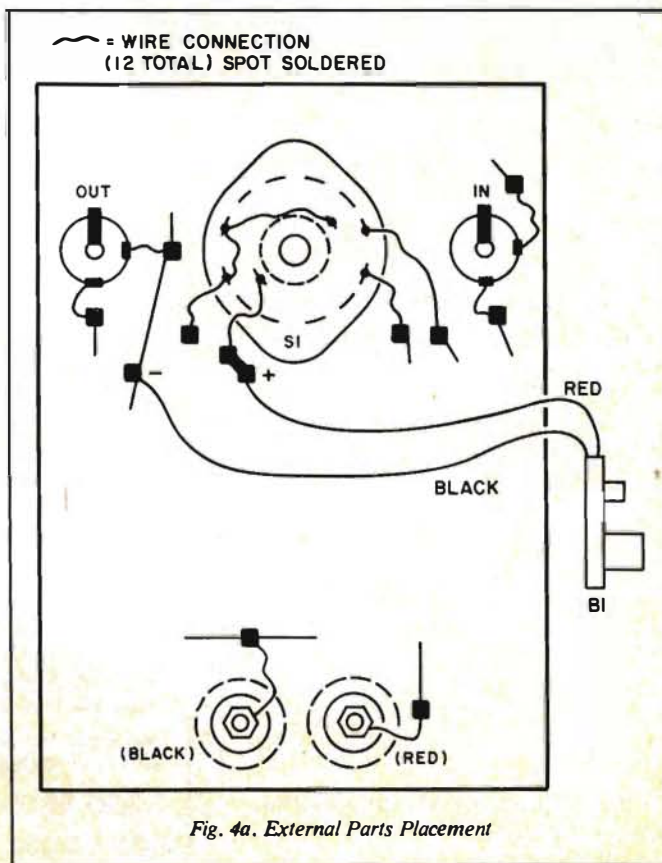


Fig. 4a. External Parts Placement



0.010456, 0.010449, 0.010453). This normal condition provides accurate results to at least three significant digits. With some capacitors, however, you may note that repeated remeasurements result in a continually drifting value. This is usually related to the dielectric-absorption characteristic mentioned earlier.

As the capacitor is repeatedly charged and discharged, it retains charge and drifts further and further from the originally measured value. A capacitor that never approaches a stable measurement should be a prime candidate for the wastebasket.

The CMI can measure capacitors with values of between 1 pF and 0.1  $\mu$ F (100,000 pF) on range 1. On range 2, the CMI can measure between 0.1 and 15  $\mu$ F. You should use any capacitor above 10  $\mu$ F primarily for filtering. Such a capacitor is usually not a candidate for measurement.

However, if your application requires measuring capacitors greater than 15  $\mu$ F, you can modify the CMI to accommodate them. Simply change the value of R4 from 100k ohms to 10k ohms to obtain a range of 1 to 150  $\mu$ F in position 2. You should also change the value of R(2) to the measured value of R4 (i.e., 0.00976). Once you've changed this, you should save the modified program for use with the modified CMI.

You can easily modify the CMI program to accommodate tasks such as go/no-go testing and computer-aided design. In go/no-go testing, an acceptable range (go) is specified. Then the capacitor is measured. If it is not within that range, a no-go condition (reject)

has occurred. For computer-aided design, you can measure the capacitor and use its actual value in subsequent programming to determine other circuit values (such as companion timing resistors and oscillator frequency).

### Coming Up in Part II

In the next installment, I'll show you a completely different application that uses a very similar interface and machine-language subroutine. The ap-

plication is biofeedback, a subject that elicits much interest.

I'll expand the machine-language subroutine to perform some screen manipulation. I'll also provide full details of the hardware construction and use. Until then, keep those soldering irons and keyboards warm! ■

*Address correspondence to James J. Barbarello, RD #1, Box 241H, Tennent Road, Englishtown, NJ 07726.*

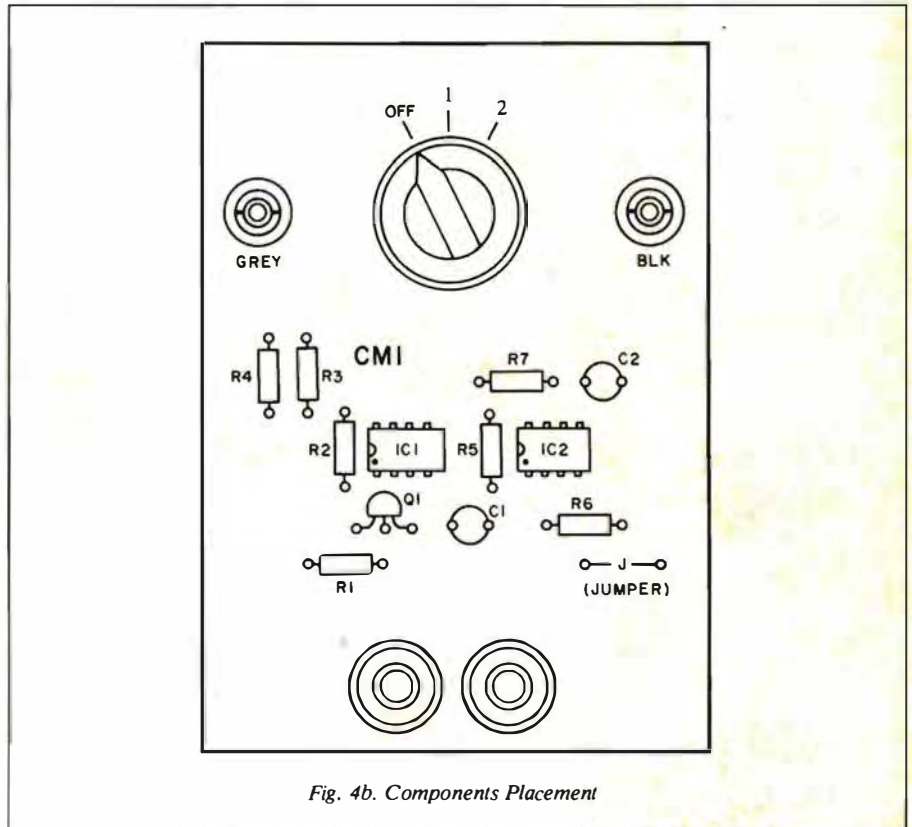


Fig. 4b. Components Placement

## Subscription Problem?

HOT CoCo does not keep subscription records on the premises, therefore calling us only adds time and doesn't solve the problem.

Please send a description of the problem and your most recent address label to:

# HOT CoCo™

Subscription Dept.  
PO Box 975  
Farmingdale, NY 11737

Thank you and enjoy your subscription

## ATTENTION

### Foreign Computer Stores/Magazine Dealers

You have a large technical audience that speaks English and is in need of the kind of microcomputer information the Wayne Green Publications group provides.

Provide your audience with the magazines they need and make money at the same time. For details on selling Micro-computing, 80 Micro, Desktop Computing, inCider, HOT CoCo, Instant Software and Wayne Green Books contact:

**Sandra Joseph**  
World Wide Media  
386 Park Ave. South  
New York, N.Y. 10016  
Phone—(212) 686-1520  
Telex—620430

## A PENNY SAVED . . .

\$     \$     \$     \$

Remember how it was when you were young and received your first coin bank—how much fun it was to save money! Now you're older and saving is almost a necessity these days. "THRIFT" is a program to help inspire you to save money by making it fun again. High resolution bar graphs show if you're a consistent saver or not; weekly entries, percent of paycheck saved, interest that can be compounded daily, quarterly and more. "THRIFT" even helps predict future savings by using linear regression formulas. Complete package includes two cassettes and detailed instructions for TRS-80 CC with Extended Basic. Please send check or money order for \$18.95 to:

Practical Programs  
4524 Kingswalk Drive  
Rolling Meadows, IL  
60008

A program that can interest the whole family with four accounts total.  
Please add \$2.00 for shipping and handling.     ✓94

BY KARL ANDREASSEN

# COLOR CRYPTOLOGY— PART I

**M**aking and breaking ciphers and codes has long been a fascinating hobby for individuals and a very serious business of nations. Merchants and corporations often use enciphered correspondence in their day-to-day business communications. Subscription television stations scramble their transmissions to prevent nonpaying viewers from enjoying the programming.

Most kids send cryptic notes to one another and many toys have been sold as "secret spy communicators." There are often as many cryptograms as crossword puzzles in popular publications, because cryptology has long had its gamblers as well as those who employ it for deadly serious business.


Until the coming of the personal computer, the only crypto machines were kept in "black rooms" in government bureaus. But now the friendly CoCo puts a crypto machine within easy reach of everyone.

Would you believe that this innocuous little electronic wizard, not much larger than a portable typewriter, has more crypto power within its chips than

Enter the intriguing world of cryptology with this first in a series of fascinating articles.

the biggest and most expensive crypto machines of only four decades ago? And what's more, it has potentials for encoding and encipherment far surpassing those of the past: The CoCo can employ color, graphics, and yes, even audio in the encryption process.

The ASCII code used by most computers is a form of cryptography. Likewise, the International Morse Code used for radio communication is a simple substitution cipher using periods and dashes as symbols. There is so much coded information in communi-



## System Requirements

4K RAM  
Color Basic

cations channels today that cryptanalysts, those who make a profession or serious hobby of breaking ciphers and codes, have all levels of practice material available to them.

The challenge and the enjoyment of cryptology lies in pitting one's wits against persons who attempt to hide a communication within a garment of systematically scrambled letters. Within the bounds of rules that have become common knowledge, a cryptogram, or cipher, is usually created by one of two methods: substitution or transposition.

In the first instance, the message maker substitutes carefully chosen letters from a cryptic alphabet (that bears some prearranged relationship to the standard ABC...Z alphabet) for plaintext (the crypto name for plain language) letters.

In the second case, the order of appearance of plaintext letters is rearranged according to some systematic plan. Occasionally, encoders can also employ combinations of the two forms.

Codes are a different matter. These can take many forms, such as selecting a page and paragraph from a well-known book and indicating a certain word in that paragraph. Codes require that the

originator and receiver possess the key to the coded message.

I will concentrate on ciphers rather than codes, but I'll look into the color and graphics potential that the CoCo offers for secret codes later.

Note that, by common consent, most cryptologists refer to ciphertext (enciphered plaintext, often printed in groups of five letters) as "code groups," even though, strictly speaking, these comprise a cipher system rather than a code system.

The Color Computer enables you to explore some very interesting ciphers, and eventually a few codes, such as those used by lodges and brotherhoods.

Simple, direct substitution ciphers are relatively easy to break without foreknowledge of the cipher key. Plain language has been subjected to intensive

scrutiny over the years, and the letter frequencies and combinations that occur in average communication are well known.

For instance, in one careful study of a particular text, the order of frequency of letters was found to be, from highest to lowest, as follows:

ETAONISRHLDCUPFMWYBGVKQXJZ

Thus, by counting the frequency of the different letters in a cryptogram, you develop a wedge by which to enter the "shell" of the message. If, for instance, you substitute E for the code letter that occurs most frequently, chances are perhaps 2 to 1 that you have chosen the original plaintext letter, although T is sometimes more frequent than E.

Now look for two-letter word pat-

*Program Listing 1*

```
10 CLS :CLEAR 1000 :PRINT "BASIC
CRYPTOLOGY PROGRAM"
20 PRINT "BY KARL ANDREASSEN, 1983."
:PRINT
```

*Listing continued*

# WHAT REALLY IS INSIDE YOUR COMPUTER?

Find out in **INSIDE YOUR COMPUTER** from Wayne Green Books. I.R. Sinclair takes the cover off your computer and shows you what's inside and what it does. Novices will find information on:

- Microprocessors
- Interpreters
- Registers
- Input/output
- Machine language
- Logic operations

A look at programming ties it all together—how hardware and software make a microcomputer work. The information applies to any microcomputer system. A glossary of computer terms and an appendix on binary, decimal, and hexadecimal conversion make the book all the more valuable.

\$12.97, softcover, 109 pp., 5½ x 8½.

ISBN #0-88006-058-1

Call **TOLL FREE 1-800-258-5473** for credit card orders. Or mail your order with payment or complete credit card information. Include \$1.50 for shipping and handling.

Photocopy of coupon is acceptable for ordering.

Send to:  
Wayne Green Inc.  
Attn: Book Sales  
Peterborough, NH 03458  
Dealer Inquiries Invited



## Yes, I want to know what's inside my computer!

Send me \_\_\_ copies of INSIDE YOUR COMPUTER. (BK7390) Enclosed is \$12.97 per copy plus \$1.50 shipping and handling.

MASTERCARD bank # \_\_\_\_\_  VISA  AMEX

Card # \_\_\_\_\_ Expires \_\_\_\_\_

Signature \_\_\_\_\_

Name \_\_\_\_\_

Address \_\_\_\_\_

City \_\_\_\_\_ State and Zip \_\_\_\_\_

Send To: WAYNE GREEN BOOKS Attn: Book Sales Peterborough, N.H. 03458

UPS Delivery if complete street address is given.

339B4I

```

30 PRINT "PROGRAM WILL IGNORE
PUNCTUATION OTHER THAN THE PERIOD."
40 PRINT "ENTER EITHER PLAINTEXT OR A
CRYPTOGRAM ORIGINATED BY THIS
PROGRAM." :PRINT
50 PRINT "TOUCH <*> TO END INPUT
BEFORE 500TH LETTER." :PRINT
60 INPUT "WILL PRINTER BE ON LINE
<Y/N>";P$
70 IF P$<>"Y" AND P$<>"N" THEN 60
80 DIM A(100),A$(100),B$(500)
90 FOR X=65 TO 90
100 A(X)=155-X :NEXT X :CLS
110 PRINT "BEGIN KEYBOARD INPUT: "
:PRINT
120 Z$=INKEY$ :IF Z$="" THEN 120
130 PRINT Z$;
140 IF Z$="*" THEN 210
150 A=ASC(Z$) :B=A(A)
160 X=X+1 :B$(X)=CHR$(B) :IF Z$=" "
THEN B$(X)=" "
170 IF ASC(Z$)=13 THEN B$(X)="/"
180 IF X>499 THEN GOSUB 210:END
190 IF P$="Y" THEN GOSUB 260
200 GOTO 120
210 PRINT :FOR X=1 TO 500
220 IF B$(X)="/" THEN PRINT
CHR$(13); :B$(X)=" "
230 PRINT B$(X); :NEXT X
240 IF P$="Y" THEN PRINT#-2, CHR$(13)
ELSE END
250 END
260 PRINT#-2, CHR$(A(A));
270 IF Z$=" " THEN PRINT#-2,
CHR$(32);
280 IF Z$="." THEN PRINT#-2,
CHR$(46);
290 IF ASC(Z$)=13 THEN PRINT#-2,
CHR$(13)
300 RETURN

```

```

GSVIV ZIV ULFI ZMW HRCGB DZBH
LU XLMHGIFXGRMT XIBKGL XRKSVIH ZMW VEVIB
HRMTOV LMV LU GSVN RH FHVUFO
DRGSRM XVIGZRM IVHGIRXGREV YLFMWH

```

```

GSV LMOB KVIUVXG XRKSVI RH LMV
GSZG WVOZBH RGH NVHHZTV ULI ZOO
VBVH VCXVKG GSV ZWWIVHHVV

```

```

AQJMH EPVQ ABHT PE IPIPAB AFBMT
AVS LFFO CFTSJMBJSJPM RVJFS SP BUPJC
SJOOJMH PSGFQ OKBMSFQT

```

Fig. 1. Three Practice Cryptograms

terns, and then three-letter patterns. These follow highly restricted patterns that are often dead giveaways. For instance, how many pairs of two-letter words with the same initial letter make sense in English? How about the combination, "it is?" There's at least one other: "at an."

The longer a cryptic message, the better chance you have of cracking its secret. From this you can derive a basic maxim in cryptographic circles: Keep your message short!

Cryptographic machines have been used as aids in encrypting and deciphering messages for centuries, but until the advent of the modern computer, these machines were all subject to severe limitations. On one of the simplest machines, the cryptographer switches keycaps on an ordinary typewriter and uses "hunt and peck" to type the message. If a touch-typist trained on the old QWERTY keyboard tries to use the new, streamlined Dvorak Simplified Keyboard, an example of simple substitution cipher appears.

Computers themselves are problems in cryptology, in that privacy of data is not only desirable in many cases, but essential. An important specialty field exists, in which programmers also trained in cryptology try to make and break "unbreakable" systems adaptable to computer data.

There is another maxim: So far no one has invented an unbreakable cipher. Yet you cannot deny the existence of one or two cryptograms that have yet to be broken. This being the case, of what use is cryptology?

The idea is to *delay* compromise of your message until long after its content has any immediate value to anyone. To accomplish this, while at the same time making your cryptogram very easy to read by those with whom you share the key, is a challenge worthy of the best minds.

### Basic Encipherment

You can substitute one alphabet for another quite readily with a computer program that prints the encoded message on paper and displays the same message in plain language on the screen, with or without the resulting cryptogram. The displayed message is impermanent, of course, since it will be lost when you turn the computer off.

In Program Listing 1, I prepared the key alphabet array A(x) (line 100) by inverting the ASCII number order of the alphabet with the FOR...NEXT loop (lines 90-100). Line 120 picks up the

plain-language message from the keyboard (in the case of using the program for encipherment), and line 130 prints it on the screen.

Each plain language letter generates its reciprocal by employing the A(x) array in line 150. Line 260 then prints out the information.

With translation complete, lines 210-230 run the ciphertext on the screen for examination, directly below the plaintext for easy comparison. You can end each line with enter (a carriage return) to prevent breaking a word at a point other than its end space. The PRINT#-2 in line 240 returns the print head to the beginning of the next line after the message is complete.

You can compare the two alphabets letter for letter by entering the normal-language alphabet (ABC...Z) instead of a message. Both alphabets appear on screen, one above the other. Because the alphabets are reciprocal, you can use the program without alteration for creating an enciphered message and for deciphering a cryptogram produced by this program. Thus, you can send your cryptogram to a friend who reads *HOT CoCo*, with a hint to CLOAD this program for convenient future use. Each of you can communicate in relatively

secure secrecy with beautiful, ready-made crypto machines.

You can make variations on the inverted alphabet by changing the input to the array (lines 90 and 100). This offers the beginning cryptologist a challenge in altering program lines. However, like changing a combination lock, you must remember the key alphabet. Unless you carefully construct a fully reciprocal alphabet, your addressee will not be able to decipher the message.

A note of caution: Do not backspace and strike over letters when entering your message. The array records each key touched, so strikeouts can produce a garbled message. One or two small errors will not usually be serious, but too many can make deciphering hopeless. If you make serious mistakes, just hit break and start over with RUN.

Another caution: Be sure to answer the prompt (line 60) with N if you are not using a printer, or the program may crash. CSAVE the program as soon as you have it correctly entered. Then you won't have to reenter the program if it crashes.

Figure 1 presents three practice cryptograms. One of them will not respond to this program, because it has been composed using a different cipherkey

alphabet. No computer program yet devised can replace the mind of a sharp cryptanalyst. Practice your skill at cracking this one message on your own. You will be more ready for the crypto aids that will be along in future issues of *HOT CoCo*.

Next month I'll explore more of the art and technology of cryptology with and for the CoCo.

Your letters and suggestions are welcome, but I can acknowledge them only as space permits. I'll excerpt letters that best enlarge upon the themes under discussion and give the author credit. If you have thoughts on developing challenging cryptograms using color and graphics integral to the message, do send them in.

Lines to explore? Did you know that deep in the Amazon jungle there is an ancient stone labyrinth, upon which a ruthless old pegleg pirate wrote strange cryptic directions on reaching the spot where he had buried a huge sea locker full of doubloons... and the left sides of the maze walls are always green, and the right sides are red—or is it vice versa...? ■

Send correspondence to Karl Andressen, 24750 Chianti Road, Cloverdale, CA 95425.

## Lowest Price Ever on the Professional Keyboard — \$69.95!

by Macrotron

- No soldering, cutting, or gluing required — plugs right in!
- New, improved version — better layout, lighter touch. (See photo)
- High quality construction assures reliable operation.

### Versakey — a Multifunction Keyboard Driver Utility — \$9.95

- Auto repeat, n-key rollover and type-ahead
- May define up to 128 strings of up to 80 characters each
- F1 functions as DEFINE, F4 as CTRL
- Supplied on cassette, may be copied to disk
- Assembly language source listing included

### Introducing the Premium Keyboard — \$89.95

- Attractive low profile
- Extended Radio Shack layout
- Silk-smooth feel — uses ALPS keyswitches

Keyboards carry a 90-day limited warranty. Include your computer's PC board type, if known. Otherwise, include the complete catalog number and serial number.



## Micronix Systems Corporation

#7 Gibraltar Square  
St. Charles, MO 63301  
(314) 441-1694

—203

Terms: Prepaid check or money order, Mastercard or Visa. Shipping Charges: U.S. \$2.00, Canada \$4.00, COD \$3.50 (No CODs to Canada).

# INVERTED VIDEO MODIFICATION

**A**re you tired of your Color Computer's text video display? Wouldn't it be nice to have light characters on a dark background instead of the eye-fatiguing dark characters on a light background?

There are two methods to solve the problem. One method doesn't differentiate between upper- and lowercase characters: All are inverted to light characters on a dark background. The more difficult method inverts uppercase characters to light characters on a dark background and lowercase characters to dark characters on a light background, making it easy to distinguish between the two. Neither modification affects the computer's full-graphics modes of operation.

## The Easy Method

The fastest and simplest modification requires you to lift only one pin of an integrated circuit (IC). Here's what to do:

- 1) Make sure that the computer is unplugged.
- 2) Turn it over and remove the screws holding the top on. (Doing so will void your warranty if it hasn't already expired.)
- 3) Carefully turn the computer back over and remove the top. Then look for the RF shield, which will be a large aluminum cover. Remove it by prying up its edges with a small screwdriver.
- 4) Look in the area just uncovered for IC U7. It has 40 pins, and it is an MC6847 (see Fig. 1).
- 5) Again using a small screwdriver or IC puller, carefully remove IC U7 by gently rocking it back and forth. Make

Reading the CoCo's text display can be tiring, but these modifications can soothe your eyes.

sure it comes out evenly so that you do not bend any pins.

- 6) Take the removed IC and bend pin 32 90 degrees so that it points out from the IC (see Fig. 1).
- 7) Replace the IC by pushing it back in smoothly and evenly, making sure that all the pins except pin 32 enter the socket properly. Make sure that pin 1 is properly oriented.
- 8) Replace the RF shield and the computer cover.

You will probably have to adjust the brightness and contrast of your picture for the best readability, but otherwise your inverted video is ready for use.

## The More Difficult Method

The second method involves a little more work, but the added benefit is inverted lowercase (the lowercase letters are dark) and normal uppercase. Here is how it is done:

- 1) Follow steps 1-7 in the directions above.
- 2) Find IC U29 and carefully remove it.
- 3) Bend pins 1, 2, and 3 on IC U29 at 90-degree angles.
- 4) Connect IC U29 pin 16 to IC U29 pin 3 with a small piece of insulated wire.
- 5) Connect IC U7 pin 2 to IC U29 pin 2 with another piece of wire.
- 6) Connect IC U29 pin 1 to IC U7 pin

32 with a third piece of wire.

- 7) Replace the RF shield and the computer cover.

This modification gives a complete inverted video. It will not affect full high-resolution graphics and can be easily reversed. You could also install a switch in the circuit for easy conversion from inverted to normal video. ■

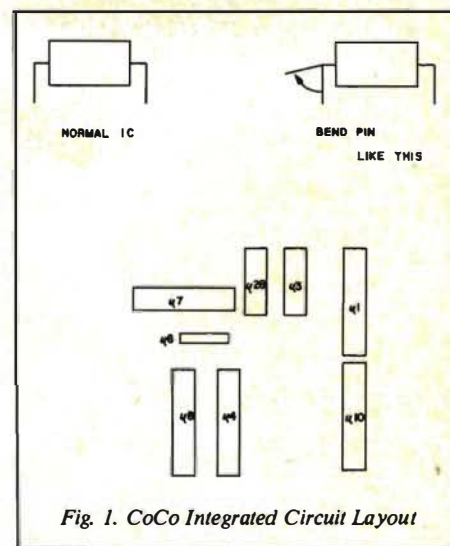


Fig. 1. CoCo Integrated Circuit Layout

## System Requirements

Any Color Computer

Write John Skora at 55 Randall Road, Shoreham, NY 11786.

# COLORSOFT™ BUSINESS SOFTWARE

AT LAST! BUSINESS SOFTWARE DESIGNED FOR THE COLOR COMPUTER

- ★ MAKE YOUR COLOR COMPUTER A WORKING BUSINESS PARTNER ★
- ★ ALL PROGRAMS ARE MENU DRIVEN AND USER FRIENDLY ★
- ★ PROFESSIONALLY WRITTEN AND FULLY TESTED ★
- ★ AFTER-THE-SALE SUPPORT ★

## COLORSOFT™ GENERAL LEDGER

COLORSOFT™ General Ledger is ideal for the small business man who wants to take advantage of the time saving benefits of computerized accounting procedures. This package is designed for the businessman who is knowledgeable of accounting principles and who wants a computerized accounting system with greater user control. The features and options of this package compare favorably to higher priced software.

### FEATURES

- \*\*\* USER FRIENDLY AND FULLY MENU DRIVEN \*\*\*
- \*\*\* UP TO 96 USER DEFINABLE RECORD CATEGORIES \*\*\*
- \*\*\* USER FLEXIBILITY IN ACCOUNT DESIGN AND ENTRIES \*\*\*
- \*\*\* DETAILED USER'S MANUAL WITH SAMPLE TRANSACTIONS \*\*\*
- \*\*\* APPROXIMATELY 800 ACCOUNTS RECEIVABLE/PAYABLE FILES \*\*\*
- \*\*\* STYLED FOR THE ACCOUNTANT/BOOKKEEPING ORIENTED USER \*\*\*
- \*\*\* MENU PROMPTS MAKE ENTRIES EASY, FAST, AND EFFICIENT \*\*\*

COLORSOFT™ General Ledger is an integrated, journal-type double entry accounting package for a small business that includes General Ledger, Accounts Payable, and Accounts Receivable programs. Outputs of the system include an income statement, balance sheet, accounts payable and receivable status lists, accounts payable and receivable aging reports, journal reports, account listing and a closing summary. During each user established accounting period (monthly, quarterly, annually, etc.), it will handle accounts of up to \$1,000,000.00 for approximately 800 accounts payable/receivable. Accounts are automatically numbered and each transaction is carried separately so that an account number will correspond to a specific purchase rather than a specific vendor/customer.

Requires 16K and a Single Disk Drive.  
PRICE: \$129.95

## COLORSOFT™ SMALL BUSINESS ACCOUNTING

The COLORSOFT™ Small Business Accounting package is ideal for the small businessman who wants to take advantage of the time saving benefits of computerized accounting procedures. This package is designed with this person in mind and as such, extensive computer or accounting experience is not required. The feature and options of this package are comparable to much higher priced software.

### FEATURES

- \*\*\* USER FRIENDLY AND FULLY MENU DRIVEN \*\*\*
- \*\*\* USER DOES NOT NEED TO BE AN ACCOUNTANT \*\*\*
- \*\*\* UP TO 32 USER DEFINABLE RECORD CATEGORIES \*\*\*
- \*\*\* DETAILED USER'S MANUAL WITH SAMPLE TRANSACTIONS \*\*\*
- \*\*\* USER IS PROMPTED FOR COMPANION ENTRIES AS REQUIRED \*\*\*
- \*\*\* APPROXIMATELY 800 ACCOUNTS RECEIVABLE/PAYABLE FILES \*\*\*
- \*\*\* MENU PROMPTS MAKE ENTRIES EASY, FAST, AND EFFICIENT \*\*\*

COLORSOFT™ Small Business Accounting is an integrated, ledgerless accounting package for a small business that includes Accounts Payable, Accounts Receivable, Sales, and Purchase Order programs. Outputs of the system include an income statement, balance sheet, check register, accounts payable and receivable status lists, and accounts payable and receivable aging reports. During each user established accounting period (monthly, quarterly, annually, etc.), it will handle sales of up to \$1,000,000.00 and approximately 800 accounts payable/receivable. Accounts are automatically numbered and each transaction is carried separately such that an account number will correspond to a specific purchase rather than a specific vendor/customer.

Requires 16K and a Single Disk Drive.  
PRICE: \$149.95

## COLORSOFT™ MANAGEMENT SKILLS SERIES I: BEING BOSS

"BEING BOSS" is a collection of six programs and is the first in an ongoing series of computer assisted management development tools. Those who can benefit include corporate executives, managers, heads of teams, group leaders, supervisors, foremans, teachers, and parents. In fact, anyone who must take a leadership role can benefit from these programs.

- A. REFLECTIONS - a self evaluation guide
- B. ASSERTIVENESS - taking control as a leader
- C. MANAGEMENT STYLES - how to approach the leadership role
- D. DECISION MAKING - how to handle decision making
- E. COUNSELING - helping others solve personal problems
- F. STRESS CONTROL - taking care of yourself

Each program is in a multiple choice questionnaire format where the user is queried as to a response to a specified management situation. Tutorials help the user learn new management skills and insights. The programs include voice annotation from the author, Mr. Terry Barker. "BEING BOSS" is based in part on his forthcoming management books "BOSS TALK" and "THEORY C."

The series, "BEING BOSS", offers to the user the latest in management skill development concepts and should prove to be an invaluable TOOL for anyone who wishes to reach their full potential as a leader. The author has condensed week long intensive workshop material into this outstanding package. The accompanying user's manual is very well written and is easily understood by anyone.

Requires 16K and cassette.  
PRICE \$89.95

## COLORSOFT™ ACCOUNTS RECEIVABLE

COLORSOFT™ Accounts Receivable is a full stand-alone accounts receivable system. It is also suited for integration into the COLORSOFT™ Small Business Accounting package. Accounts Receivable does not require the user to be an accountant; in fact, this is a highly user friendly system designed for daily use by the small businessman. The features and options of this system compare favorably with much higher priced software.

### FEATURES

- \*\*\* PROVIDES ACCOUNT AUDIT TRAIL \*\*\*
- \*\*\* ACCOUNTS ARE CARRIED BY CUSTOMER \*\*\*
- \*\*\* USER FRIENDLY AND FULLY MENU DRIVEN \*\*\*
- \*\*\* PREPARES INVOICES AND MAILING LABELS \*\*\*
- \*\*\* USER DOES NOT NEED TO BE AN ACCOUNTANT \*\*\*
- \*\*\* DETAILED USER'S MANUAL WITH SAMPLE TRANSACTIONS \*\*\*
- \*\*\* MENU PROMPTS MAKE ENTRIES EASY, FAST, AND EFFICIENT \*\*\*

COLORSOFT™ Accounts Receivable provides the user with detailed audit trails and history files on all transactions by a customer. It also prepares invoices, mailing labels, aging lists, customer history reports, and an alphabetized customer listing. The user can define discount/net terms for commercial accounts and finance charge and minimum payments for revolving accounts.

Requires 16K and a Single Disk Drive.  
PRICE: \$89.95

USER'S MANUALS WITHOUT PROGRAM \$20.00 EACH (Refunded on Purchase)

INCLUDE: \$2.25 Handling Per Order

WRITE FOR FREE CATALOG

## BRANTEX, INC.

COLOR SOFTWARE SERVICES DIV.

BUSINESS SOFTWARE GROUP 74  
P.O. BOX 1708, DEPT. H  
GREENVILLE, TEXAS 75401



TELEPHONE ORDERS  
(214) 454-3674  
COD/VISA/MASTERCARD

ATTENTION DEALERS: WE OFFER THE BEST DEALER PLANS AVAILABLE

# LINKAGE EDITOR

Shortly after I purchased the EDTASM+ cartridge for my Color Computer, I realized that there was a missing link(age) in my personal program development process. Linkage (Program Listing 3) is useful for linking a machine-language subroutine residing on an object (CLOADM) tape with a Basic program. The program may already reside on a source (CLOAD) tape or may be written around the machine-language subroutine. To illustrate the use of the linkage editor, let's look at the development process.

## The Objective

Last summer, my son and I wrote Cantmiss (can't miss tie fighter), an arcade-type game program that illustrates the use of GET and PUT, graphics page flipping, and joystick manipulation of graphics screens.

I felt that a natural place to insert a slight speed-up in the program would be the lines shown in Program Listing 1. The variables XX and YY represent the horizontal and vertical coordinates of the upper left corner of the tie-fighter design. Lines 16 and 17 check the joystick and increment or decrement XX

Hooking up those Assembly subroutines to your Basic programs is easier with this nifty utility.

and YY, while ensuring that the image remains within the display screen. The variable PA represents the current graphics page and flip-flops between 1 and 5.

The objective was to replace lines 16-18 with a call to a machine-language subroutine.

## The Machine-Language Subroutine

The machine-language subroutine appears as Program Listing 2. For efficiency, I decided to have the machine-language subroutine operate directly on the Basic program's variables XX, YY, and PA. The VARPTR function of Basic allows access of Basic variables, so the subroutine provides 2 bytes for the address of each variable. These locations in the subroutine are labeled XX, YY, and PA, and the subroutine assumes that the appropriate addresses

reside therein at call time.

Things are complicated slightly because numeric variables in Extended Color Basic are stored as single-precision numbers in exponent-mantissa form. This means that you can't just add 4 to some byte of the stored value to increment the value by 4.

To see what I was dealing with, I printed a small table of selected numbers in their exponent-mantissa form. A few of the values follow:

| Number | Stored Value   |
|--------|----------------|
| 1      | 80 00 00 00 00 |
| 2      | 81 00 00 00 00 |
| 3      | 82 40 00 00 00 |
| 65     | 87 20 00 00 00 |
| 255    | 88 7F 00 00 00 |

The next step was to write a subroutine to convert a 2-byte exponent-mantissa value into a single-byte binary value. The routine that I wrote appears in Program Listing 2 as GETBYT and assumes that the D register contains the exponent-mantissa value and supplies the single-byte result in the B register. I used the in-memory assembly option of EDTASM+ to test this routine independently.

I then wrote the companion subrou-

```

16 IF JOYSTK(0)<32ANDXX>=6 THEN XX=XX-4ELSE IF XX<=210 THEN XX=X
X+4
17 IF JOYSTK(1)<32ANDYY>=6THENYY=YY-4ELSE IF YY<=160 THEN YY=YY+
4
18 IF PA=1 THEN PA=5 ELSE PA=1

```

Program Listing 1. Lines to Speed Up Program Listing 3

## System Requirements

16K RAM  
Extended Color Basic  
Editor/Assembler



tine, GETWRD, which accepts a single-byte value in the B register and returns the exponent-mantissa value in the D register.

I discovered two things of note. First, the joystick pot value locations that I used are for the left joystick (not the right, as I expected), and I found that the up/down and left/right locations were the reverse of what I had expected. Second, when a single-byte value is greater than 127, I encountered a slight difficulty with the 2-byte value's complement representation, under which the number is interpreted as negative.

I used Program Listing 4 to test my routine. To prepare this program, however, I relied on the linkage editor.

### The Linkage Editor

The linkage editor (Program Listing 3) assumes that the user has an object cassette (CLOADM) produced by ED-TASM+ or some equivalent mechanism and that the user knows how many bytes there are in the machine code. The editor also assumes that the machine code will reside in memory at or above location &H3F00. This last assumption can be modified by changes to program lines 1 and 89, which should also be modified to allocate more or less string space.

In lines 1-5, the editor announces itself, asks you to get the object cassette ready, and causes the object cassette to be loaded into memory. In line 6, the user is told to rerun the editor, which automatically deletes lines 1-6, causing the program to stop.

Lines 10-41 are dummy DATA statements, which will ultimately represent the machine code. As is, there is space for 256 bytes of machine code; add more DATA statements if this is insufficient.

Line 89 is the actual beginning of the second pass of the editor. Lines 90 and 91 await the string representation of the starting address of the machine code and the length of the machine code, respectively. Line 100 readies the array D\$ for the binary-to-hexadecimal conversion process.

Lines 148-164 capture the starting address of the machine code from memory locations 157-158 and establish the address in line 90. Lines 165-176 query the user for the byte count of the machine code (use the prefix &H when entering this value in hexadecimal) and establish the length in line 91.

Lines 180-300 capture the machine code in hexadecimal form, putting it into the DATA statements. The hexadecimal values are also displayed on

### Program Listing 2. Machine-Language Subroutine

```

3F00          00010      ORG    $3F00
3F00 AD 9F A00A 00020  START  JSR    ($A00A) SAMPLE JYSTKS
3F04 86 20      00030      LDA    $S20      UP/DOWN
3F06 B1 015D    00040      CMPA   $015D      <32?
3F09 2E 48      00050      BGT    DECY      YEP1
3F0B EC 9F 3FA9 00060      LDD    (YY)      GET YY VALUE
3F0F BD 3F99    00070      JSR    GETBYT    CONV TO INTEGR
3F12 C5 80      00080      BITB   $S80      YY>127?
3F14 27 04      00090      BEQ    GOON1     NOPE1
3F16 C1 A0      00100      CMPB   $160      YY>160?
3F18 2E 09      00110      BGT    TRYXX     YEP1
3F1A CB 04      00120  GOON1  ADDB   $04      YY<--YY+4
3F1C BD 3F89    00130      JSR    GETWRD    CONV TO SINGLE
                                PRECISION
3F1F ED 9F 3FA9 00140      STD    (YY)      PUT BACK IN YY
3F23 86 20      00150  TRYXX  LDA    $S20      LEFT/RIGHT
3F25 B1 015C    00160      CMPA   $015C      <32?
3F28 2E 44      00170      BGT    DECY      NOPE1
3F2A EC 9F 3FA7 00180      LDD    (XX)      GET XX VALUE
3F2E BD 3F99    00190      JSR    GETBYT    CONV TO INTEGR
3F31 C5 80      00200      BITB   $S80      XX>127?
3F33 27 04      00210      BEQ    GOON2     NOPE1
3F35 C1 D2      00220      CMPB   $210      XX>210?
3F37 2E 09      00230      BGT    DOPA      YEP1
3F39 CB 04      00240  GOON2  ADDB   $04      XX<--XX+4
3F3B BD 3F89    00250      JSR    GETWRD    CONV TO SINGLE
                                PRECISION
3F3E ED 9F 3FA7 00260      STD    (XX)      PUT BACK IN XX
3F42 EC 9F 3FAB 00270  DOPA   LDD    (PA)      GET PA VALUE
3F46 BD 3F99    00280      JSR    GETBYT    CONV TO INTEGR
3F49 C8 04      00290      EORB   $4        EXCHNG 5 WTH 1
3F4B BD 3F89    00300      JSR    GETWRD    CONV TO SINGLE
                                PRECISION
3F4E ED 9F 3FAB 00310      STD    (PA)      PUT BACK IN PA
3F52 39          00320      RTS
3F53 EC 9F 3FA9 00330  DECY   LDD    (YY)      GET YY VALUE
3F57 BD 3F99    00340      JSR    GETBYT    CONV TO INTEGR
3F5A C5 80      00350      BITB   $S80      YY>127?
3F5C 26 04      00360      BNE    GOON3     YEP1
3F5E C1 06      00370      CMPB   $6        YY<6?
3F60 2D C1      00380      BLT    TRYXX     YEP1
3F62 C0 04      00390  GOON3  SUBB   $4        YY<--YY-4
3F64 BD 3F89    00400      JSR    GETWRD    CONV TO SINGLE
                                PRECISION
3F67 ED 9F 3FA9 00410      STD    (YY)      PUT BACK IN YY
3F6B 7E 3F23    00420      JMP    TRYXX     NOW CHECK XX
3F6E EC 9F 3FA7 00430  DECY   LDD    (XX)      GET XX VALUE
3F72 BD 3F99    00440      JSR    GETBYT    CONV TO INTEGR
3F75 C5 80      00450      BITB   $S80      XX>127?
3F77 26 04      00460      BNE    GOON4     YEP1
3F79 C1 06      00470      CMPB   $6        XX<6?
3F7B 2D C5      00480      BLT    DOPA      YEP1
3F7D C0 04      00490  GOON4  SUBB   $4        XX<--XX-4
3F7F BD 3F89    00500      JSR    GETWRD    CONV TO SINGLE
                                PRECISION
3F82 ED 9F 3FA7 00510      STD    (XX)      PUT BACK IN XX
3F86 7E 3F42    00520      JMP    DOPA      TAKE CAR OF PA
00521 *****
00522 ** CONVERT TO SINGLE **
00523 ** PRECISION **
00524 ** **
00525 ** INPUT: B HAS INTEGER **
00526 ** OUTPUT: D HAS REAL **
00527 ** **
00528 *****
3F89 86 08      00530  GETWRD LDA    $S08      START WITH A=8
3F8B C5 80      00540  SHIFT2 BITB   $S80      IS HIGH-ORDER
                                BIT SET IN B?
3F8D 2D 05      00550      BLT    OUT2      YES, GET OUT
3F8F 58          00560      LSLB   SHFT B TO LFT
3F90 4A          00570      DECA   A<--A-1
3F91 7E 3F8B    00580      JMP    SHIFT2    KEEP ON SHFTN'
3F94 C4 7F      00590  OUT2   ANDB   $S7F      STRIP HI-ORDER
                                BIT
3F96 8A 80      00600      ORA    $S80      SET HI-ORDER
                                BIT OF EXP
3F98 39          00610      RTS
                                RET W/SINGLE
                                PRECISION
00611 *****
00612 ** **
00613 ** CONVERT TO INTEGER **
00614 ** **
00615 ** INPUT: D HAS REAL **
00616 ** OUTPUT: B HAS INTEGER **
00617 ** **
00618 *****
3F99 84 7F      00620  GETBYT ANDA   $S7F      STRIP HI-ORDER

```

Listing continued

Listing continued

|              |              |        |        |                |                |
|--------------|--------------|--------|--------|----------------|----------------|
| 3F9B CA 80   | 00630        | ORB    | #\$80  | BIT OF EXP     | SET HI-ORDER   |
| 3F9D 81 08   | 00640        | SHIFT1 | CMPA   | #\$8           | BIT OF FRCTION |
| 3F9F 2C 05   | 00650        | BGE    | OUT1   | IS EXP=8?      | YES, GET OUT   |
| 3FA1 54      | 00660        | LSRB   |        | SHFT B TO RGHT | A<--A+1        |
| 3FA2 4C      | 00670        | INCA   |        | KEEP ON SHFTN' | RET W/INTEGER  |
| 3FA3 7E 3F9D | 00680        | JMP    | SHIFT1 | ADDRESS OF XX  | IN BASIC DRIV  |
| 3FA6 39      | 00690        | RTS    |        | IN BASIC DRIV  | ADDRESS OF PA  |
| 3FA7         | 00700        | XX     | RMB    | \$02           | IN BASIC DRIV  |
| 3FA9         | 00710        | YY     | RMB    | \$02           |                |
| 3FAB         | 00720        | PA     | RMB    | \$02           |                |
| 0000         | 00730        | END    | START  |                |                |
| 00000        | TOTAL ERRORS |        |        |                |                |

|        |      |       |      |        |      |       |      |
|--------|------|-------|------|--------|------|-------|------|
| DECXX  | 3F6E | GOON1 | 3F1A | OUT2   | 3F94 | TRYXX | 3F23 |
| DECYY  | 3F53 | GOON2 | 3F39 | PA     | 3FAB | XX    | 3FA7 |
| DOPA   | 3F42 | GOON3 | 3F62 | SHIFT1 | 3F9D | YY    | 3FA9 |
| GETBYT | 3F99 | GOON4 | 3F7D | SHIFT2 | 3F8B |       |      |
| GETWRD | 3F89 | OUT1  | 3FA6 | START  | 3F00 |       |      |

the screen. Line 303 tells the user to proceed in the development process, and line 305 deletes the code of the linkage editor. The remainder becomes the kernel of the Basic driver program.

### The Basic Driver

The Basic driver for the Cantmiss subroutine is shown as Program Listing 4. Lines 350-430 are the only lines that the linkage editor did not supply. Line 320 places the starting location of the machine code (assumed to be the entry point, by the way) into memory locations 157 and 158 so that entering EX-EC calls the machine-language routine.

Lines 330-340 place the machine code into memory at run time. Line 345 deletes the DATA statements and the memory-loading logic to reduce the overhead. This line is optional if memory space is not a problem, but in the case of Cantmiss, it is an essential step.

### Mission Accomplished

Program Listing 5 shows the finished product—the Cantmiss program linked with the machine-language subroutine. This program will not run with lines 330-450 in place, so they should not be

Program Listing 3. The Linkage Editor

```

1 CLEAR 200,&H3F00
2 CLS:PRINT:PRINT TAB(9);"linkage editor":PRINT
3 PRINT TAB(3);"READY OBJECT CASSETTE"
4 PRINT TAB(3);"HIT <ENTER> WHEN READY":INPUT A$
5 CLOADM
6 CLS:PRINT"TYPE 'RUN' WHEN READY":DEL 1-6
10 DATA 00,00,00,00,00,00,00,00,00
11 DATA 00,00,00,00,00,00,00,00,00
12 DATA 00,00,00,00,00,00,00,00,00
13 DATA 00,00,00,00,00,00,00,00,00
    
```

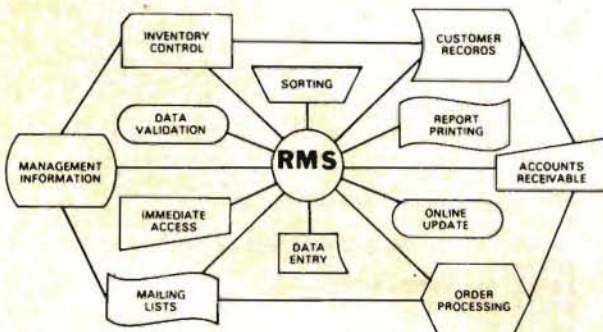
Listing continued

# 6809 DATABASE MANAGEMENT RMS RECORD MANAGEMENT SYSTEM

RUNS ON THE COLOR WITH F.H.L. OR DATACOMP FLEX

- USER DEFINED RECORD FORMAT VIA DATA DICTIONARY
- SCREEN ORIENTED, FORM FILL OUT TYPE OF ACCESS
- OPTIONAL TWO LEVEL RECORD HIERARCHY
- ALL FILES IN ASCII TEXT FORMAT, BASIC COMPATIBLE
- DIRECT ACCESS BY KEY FIELD, MULTIPLE INDEX FILES
- EXTENSIVE DOCUMENTATION, SAMPLE APPLICATION
- VERSATILE, PROFESSIONAL QUALITY REPORT WRITER
- BUILT-IN SORT / MERGE
- EASY TO USE

RMS is a complete DATABASE MANAGEMENT package for the 6809 computer. It is made up of five machine language programs that make up the most powerful business programming tool available for the 6809. It can be used by the relative novice, to implement an incredible variety of information storage and retrieval applications, without any programming. However, the programmer can use RMS as part of the solution to a larger problem, saving many hours of unnecessary program development time. RMS can be used to handle data input, editing, validation, on-line retrieval, sorting and printed reports. Custom data manipulation can be filled in by the user's BASIC programs.



SINGLE CPU LICENSE  
**FLEX\*** \$200  
**OS-9+ or RS-9** \$250  
**UNIFLEX\*** \$300

TERMS: VISA / MC / PREPAID

**WASHINGTON  
 COMPUTER  
 SERVICES**

3028 SILVERN LANE  
 BELLINGHAM, WA 98226  
 1 (206) 734-8248

\*FLEX and UNIFLEX are trademarks of Technical System Consultants Inc.; + OS-9 is a trademark of Microware



# THE MICRO COMPUTER BUSINESS WILL GROW FROM \$10 TO \$100 BILLION IN THE NEXT EIGHT YEARS! ARE YOU READY TO CASH IN?

The micro computer business is predicted to grow from its present \$10 billion to \$100 billion before 1990! Imagine the possibilities this opens for you! No matter where you live, if you're starting up or presently in business, no other industry offers you more opportunities!

Now, finally, all the inside information you need to secure a prosperous future in this dynamic industry is available in one place - **THE COMPUTER ENTREPRENEUR MANUAL!** - An immense information source, compiled by our inquisitive research team, aided by a panel of experts and business people from all areas of the computer industry!

We present the inside story of more than 100 lucrative computer businesses you can enter, where you'll find the real opportunities for the eighties: from one man operations like Programming Author, Word Processing Center or Consulting, to Systems House, Service Bureau, Computer Store etc! Many at little or no investment! All the invaluable facts and figures: How to start, Capital needs, Profit estimates and Margins, How to Sell and Market, How missing technical or business experience need not stand in your way, Source of Suppliers, etc! Details that could take years to find out on your own!

We'll show you inside tricks, like how to never again pay retail for computer products and consumer electronics, even for one item - right now, while you're starting your business! How to get free merchandise and trade show invitations, etc. This alone will more than pay for the manual! You'll read actual case histories of other computer entrepreneurs, so you can learn from their mistakes, and profit from their success stories! Where you'll be one year from now depends on your actions today! Let us show you how to take the first crucial steps!

Order now and take advantage of our limited introduction special, **THE COMPUTER ENTREPRENEUR MANUAL**, and a six month subscription to **THE COMPUTER ENTREPRENEUR REPORT/NEWSLETTER** ( so you're always up-to-date with the industry ), both for only \$29.95! You must be convinced on how easy you can strike it rich in the micro computer business - or you may return the manual for a full refund within thirty days! **USE OUR TOLL FREE NUMBER TO ORDER!**

## EVERYTHING YOU NEED TO KNOW TO SUCCEED IN THE COMPUTER BUSINESS IS ALL IN THIS MANUAL!

**THE COMPUTER ENTREPRENEUR MANUAL** has the answers to all your questions about selecting, starting and successfully running a computer business! There has never been such a comprehensive collection of know-how and information about this business in one place! All the facts you need to plan and achieve your goals in easy-to-follow, step-by-step instructions!

These are some of the 100-plus businesses covered in **PART ONE** of the manual, with the facts on How to start and run, Start-up Cost ( Even how to operate on a shoestring ), What profits to expect, Wholesale prices, Mark-ups, Suppliers, future outlook, case histories for each, etc:

Systems House, Software Author ( who to sell to and who to avoid ), Service Bureau, Software Publisher ( How to find programs that sell, Word Processing Service, Consulting and Consultant Broker ( use your skills or those of others, make \$150 - \$1000 a day! ), The incredible Games Business, Computer Store ( Franchises: Pro and Contra, or a low inventory store in your home! ), OEM, Hardware Mfg, Data base and Teletext Service ( big prospects! ), Used Computers, Repairs, Rent-A-Computer, Promote Fests and Trade Shows, Turnkey Systems,

Bartering, Mail Order, Compile and rent mailing lists, Specialized Data Headhunting and Temp Help Service, Tech Writer Shop, Custom Engineering, The highly profitable Seminars and Training Business, and many more!

Many new ideas and ground floor opportunities! Interviews and success stories on companies of all sizes! Privy info on the profits made: How some computer store operators net \$100 - \$250,000! Little known outfits that made their owners millionaires, one of these low-key companies, making simple boards, went from nil to \$20,000,000 and 100 employees in four years! Programmers that make \$300,000, Thousands of micro millionaires in the making, etc!

Whatever your goal is - Silicon Valley Tycoon, or just a business at home - we guarantee you'll find a business to suit you - or your money back!

**PART TWO** of the manual is loaded with the know-how and "streetfighting" savvy you need, both as a novice or business veteran, to get started, to stay and to prosper in the micro computer business! A goldmine of information in clear and easy-to-use instructions: How to prepare your Business Plan, Outside financing, The mistakes you must avoid, How to hire and manage employees, incorporation ( when, and how to do it cheaply ), Surviving bad times, Record Keeping, how to estimate your market before you start, Use multiple locations to maximize profits, how to promote and stay steps ahead of the competition! How to get free advertising, free merchandise, free advice, Power negotiating with suppliers to double your profit margins, etc! Even how to keep a present job while starting a business part time!

Don't miss this opportunity to be part of this great industry - the next success story could be your own! Order the manual today! Part one and two, bound in a deluxe ring binder, where you can also collect our newsletter ( free for six months with the manual - a \$32.50 value! ) - all for only \$29.95!



### THE COMPUTER ENTREPRENEUR NEWSLETTER - ALL THE LATEST INSIDE BUSINESS NEWS! NOW! SIX MONTHS FREE WITH YOUR MANUAL!

You're always attuned to the industry, and your manual kept up-to-date, with our newsletter! Each issue has the latest business news, ideas, new suppliers, our indispensable "watchdog" column on profits, discounts ( don't miss mfg's promos, like recently, when top video monitor sold at \$80 - that's half wholesale, one third of the retail price! ), the competition, the big deals, etc! Feature stories with start-up info and case histories on new micro businesses!

You'll get invitations to trade shows and conventions, the usage of our advisory service and our discount buying service for your purchases!

You'll find many items in our newsletter that will save you the cost of your manual many times over!



**CALL TOLL FREE!  
CHARGE IT!  
Credit Card Orders  
( MC, VISA only )  
accepted 24 hours/day  
1-800-227-3800  
Ask for extension 1135**



Order by phone (Credit cards only), or use the coupon:

549

Mail to **THE COMPUTER ENTREPRENEUR PUBLISHING CO.**  
PO BOX 456, Grand Central Station, New York, N.Y. 10163  
Please send me **THE COMPUTER ENTREPRENEUR MANUAL**, and the six month free subscription to **THE COMPUTER ENTREPRENEUR REPORT/NEWSLETTER**. All for only \$29.95, plus \$3 for postage/handling ( NY residents: add \$2.64 for sales tax ). If I decide not to keep the manual, I may return it within 30 days for a full refund.

NAME: \_\_\_\_\_

ADDRESS: \_\_\_\_\_

CITY, STATE, ZIP: \_\_\_\_\_

Check or M.O. enclosed Charge to  VISA  MC

CARD# \_\_\_\_\_

Exp. Date: \_\_\_\_\_

SIGNATURE: \_\_\_\_\_

HC0983

considered part of the program. The first statement of line 250 calls the machine code.

I used EDTASM+ to merge the original Cantmiss renumbered to 100 and above and the result of the linkage editor. Both Basic programs were CSAVED with the ,A option to be compatible with EDTASM+. The merge capabilities of EDTASM+ came as a pleasant surprise to me and provided the last step in the development of the revised Cantmiss program.

The scenario for Cantmiss is that the user has control of an enemy tie fighter that he can manipulate via the left joystick. The enemy ship continually fires its laser cannon at the user's base, but the base is invisible and invulnerable. At any time, the fire button on the joystick will blast the enemy out of space; an equally hapless enemy ship will replace the one just destroyed. ■

Address correspondence to William McArthur, Dept. of Mathematics and Computer Science, Shippensburg State College, Shippensburg, PA 17257.

We Sell

## CHALLENGES

Wargames / Strategy Games  
for your CoCo

### GALACTIC TAIPAN ★ NEW ★ 19.95

Can you overcome space pirates, space storms, taxes and competition and STILL make a profit? You must plan your strategy in this single player trading game. 32K Cassette.

### RUBICON - II ★ NEW ★ 24.95

Vastly expanded version of ACROSS THE RUBICON. Includes limited intelligence about German positions, mortars, scouts and more. 32K Cassette.

### ACROSS THE RUBICON 19.95

The popular WWII wargame. Break through the Hueygen Forest using infantry, paratroops, tanks, air and artillery strikes. Requiring 1 to 4 hours to play, variations in terrain and German reaction make each run different. 16K Cassette, does NOT need Extended BASIC.

### MISSION:EMPIRE! 19.95

A strategic wargame/strategy game. Starting with one planet, incomplete intelligence and limited resources, you must conquer the galaxy. Play takes 2-5 hours and is DIFFERENT EVERY TIME! All versions offer a game save option. Specify 32K Disk or 32K Cassette.

### MISSION:EMPIRE - 16 19.95

Missing only the advanced game. 16K Non-Extended BASIC.

### ROMPAC BACKUP 15.95

Can't run your ROMPACS with your disk in or just want backups? This program makes it easy. Requires 64K. Shipped on tape.



STRICTLY  
COLOR  
SOFWARE v.434

P.O. Box 382, West Point, PA 19486

Specify game and version desired. All programs shipped on tape. If you want it on disk add \$3. Price includes shipping. PA residents add 6% sales tax. MASTERCARD/VISA welcome. Include card #, expiration date and SIGN order.

Listing continued

```

14 DATA 00,00,00,00,00,00,00,00
15 DATA 00,00,00,00,00,00,00,00
16 DATA 00,00,00,00,00,00,00,00
17 DATA 00,00,00,00,00,00,00,00
18 DATA 00,00,00,00,00,00,00,00
19 DATA 00,00,00,00,00,00,00,00
20 DATA 00,00,00,00,00,00,00,00
21 DATA 00,00,00,00,00,00,00,00
22 DATA 00,00,00,00,00,00,00,00
23 DATA 00,00,00,00,00,00,00,00
24 DATA 00,00,00,00,00,00,00,00
25 DATA 00,00,00,00,00,00,00,00
26 DATA 00,00,00,00,00,00,00,00
27 DATA 00,00,00,00,00,00,00,00
28 DATA 00,00,00,00,00,00,00,00
29 DATA 00,00,00,00,00,00,00,00
30 DATA 00,00,00,00,00,00,00,00
31 DATA 00,00,00,00,00,00,00,00
32 DATA 00,00,00,00,00,00,00,00
33 DATA 00,00,00,00,00,00,00,00
34 DATA 00,00,00,00,00,00,00,00
35 DATA 00,00,00,00,00,00,00,00
36 DATA 00,00,00,00,00,00,00,00
37 DATA 00,00,00,00,00,00,00,00
38 DATA 00,00,00,00,00,00,00,00
39 DATA 00,00,00,00,00,00,00,00
40 DATA 00,00,00,00,00,00,00,00
41 DATA 00,00,00,00,00,00,00,00
42 '*****
43 '*** **
44 '*** LINKAGE EDITOR **
45 '*** **
46 '*** WRITTEN BY: **
47 '*** william g. mcarthur **
48 '*** NOVEMBER 1982 **
49 '*** **
50 '*****
89 CLEAR 200,&H3F00
90 ST$="?????"
91 LN$="?????"
100 DIM D$(16):D$(0)="0":D$(1)="1":D$(2)="2":D$(3)="3":D$(4)="4":
:D$(5)="5":D$(6)="6":D$(7)="7":D$(8)="8":D$(9)="9":D$(10)="A":D$
(11)="B":D$(12)="C":D$(13)="D":D$(14)="E":D$(15)="F"
110 CLS
120 PRINT
130 PRINT TAB(9);"linkage editor"
148 SS=VARPTR(ST$):SL=VARPTR(LN$)
150 SA=256*PEEK(SS+2)+PEEK(SS+3)
152 LA=256*PEEK(SL+2)+PEEK(SL+3)
154 XX=PEEK(157)
156 LL=INT(XX/16):RR=XX-16*LL
158 POKE SA,ASC(D$(LL)):POKE SA+1,ASC(D$(RR))
160 XX=PEEK(158)
162 LL=INT(XX/16):RR=XX-16*LL
164 POKE SA+2,ASC(D$(LL)):POKE SA+3,ASC(D$(RR))
165 INPUT"HOW MANY BYTES OF CODE?";BY$:BY=VAL(BY$)
166 XX=INT(BY/256)
168 LL=INT(XX/16):RR=XX-16*LL
170 POKE LA,ASC(D$(LL)):POKE LA+1,ASC(D$(RR))
172 XX=BY-256*XX
174 LL=INT(XX/16):RR=XX-16*LL
176 POKE LA+2,ASC(D$(LL)):POKE LA+3,ASC(D$(RR))
180 AD=PEEK(25)*256+PEEK(24)-19
185 ST=VAL("&H"+ST$):EN=ST+VAL("&H"+LN$)
190 FOR I=ST TO EN STEP 8
200 FOR J=0 TO 7
210 XX=PEEK(I+J)
220 LL=INT(XX/16)
230 RR=XX-16*LL
240 POKE AD,ASC(D$(LL))
250 POKE AD+1,ASC(D$(RR))
260 PRINT @ 140,D$(LL);D$(RR);
270 AD=AD+3
280 NEXT J
290 AD=AD+6
300 NEXT I
303 CLS:PRINT"NOW COMPLETE BASIC DRIVER"
305 DEL 100-305
315 ST=VAL("&H"+ST$):EN=ST+VAL("&H"+LN$)
320 POKE 157,VAL("&H"+MID$(ST$,1,2)):POKE 158,VAL("&H"+MID$(ST$,
3,2))
330 FOR I=ST TO EN
335 CLS:PRINT"LOADING M/L"
340 READ A$:POKE I,VAL("&H"+A$):NEXT I
345 CLS:PRINT"TYPE 'RUN' WHEN READY":DEL 10-345
349 '*****
350 '*** START BASIC DRIVER HERE
351 '*****
352 'TO CALL ROUTINE, USE EXEC

```

# THE PROGRAM STORE

**Guarantee:** We will ship your order for items in this ad within 48 working hours or you get 20% OFF! (Books/non-released items excluded. Gift certificate issued when shipped. Offer expires September 10, 1983)



## PROTECTORS

from Tom Mix Software

You have 4 ships armed with laser cannon and smart bombs. They have waves of enemy fighters; their mother ships have laser and heat-seeking mines. Get a new ship for each 5,000 points you score. Exciting arcade action with hi-res 4-color graphics.

**41331 32K Tape \$24.95 \$21.21**  
Now 15% off til Sept 10



## FLIGHT

by Dave Hooper and Mark Barnes from Prickly Pear

Fantastic graphics oriented Hi-Res flight simulator has 2 speeds, 4 difficulty levels, views from top and side, instrument panel and realistic joystick control. Don't crash or have to "go around!" Can you land on the runway to hear the synthesized voice say "perfect landing"?

**33556 32K Extended Basic \$19.95**



## VIKING

from Prickly Pear

Superb simulation game! Rise through the ranks of a Viking kingdom, increase your economic power and rank until you win the game by becoming ruler of all. 1 to 4 players can complete it in 2 to 4 hours.

**35109 16K**  
Extended Tape \$19.95

## FROGGER

from CornSoft

One of the most popular arcade games ever... now available for your Color Computer! Just as in the arcade game, you must dodge heavy traffic and jump the moving logs in the stream to get home. Fantastic graphics. One or two players, use keyboard or joystick.

**22947 16K Tape \$19.95**



## COLOR CATERPILLAR

from Soft Sector Marketing

This is the fast-action arcade game you've been waiting to play at home! You must hit mushrooms and caterpillars — segment by segment — moths and tumble bugs. The challenges: they are all moving; when hit they split into additional segments or metamorphose into different shapes; when you destroy a caterpillar, the new one that replaces it is a segment longer than the original!

**36728 16K Tape \$19.95 \$16.96**  
Now 15% off til Sept 10



## MS GOBBLER

from Spectral Associates

Use your joystick to guide Ms. Gobbler through 4 mazes on a black background with moving shapes to gobble. Avoid ghosts of different colors and personalities. Zip through the teleportation spot and use invisio-maze to make the walls disappear.

**32500 32K Tape \$21.95**



## WHIRLYBIRD RUN

from Spectral Associates

Pilot a chopper over varying terrain while destroying enemy bases with bombs and missiles. Destroy enemy fuel depots and win their fuel. Hi Res color graphics, machine language arcade game has three screens. Requires joysticks.

**32511 16K Tape \$21.95**



## DOLLARS AND SENSE

from Spectral Associates

Smarten' up! What's more important than learning about money? This new educational game will teach your child about dollars and coins. Easily reinforces coin recognition and value. Let the kids count the change!

**27751 16K Extended Basic Tape \$11.95**



## MASTER CONTROL II

from Soft Sector Marketing

This is a BASIC language program designed to decrease typing time and error while providing direct control of motor, trace, audio and run. With Automatic Line Numbering and a custom key you can re-use or change at any time; plus 50 preprogrammed command keys. Can be used on a 32K system.

**21340 16K/32K Tape \$24.95 \$21.21**  
Now 15% off til Sept 10

## RAINBOW-WRITER SCREEN FORMATTER

by Rainbow Connection Software

The ultimate hi-res graphics text display. User definable 224 character set, 12 sizes in a multitude of colors with many screen features, including status/help screen. Works in all PMODES — save characters, symbols, and animated figures to use in your own BASIC or ML programs. Easily create dazzling displays — the possible uses are almost unlimited!

**33455 16K Extended Basic Tape \$29.95**  
**32757 Disk \$32.95**

## COLOR COMPUTERS NEWS 1981 BACK ISSUES

This is the complete collection of articles appearing in the first 4 issues of Color Computer News (May to December of '81). 17 different topics are covered plus continuing features like "ReMarks", Kids Page and New Products.

**43209 Softcover \$9.95**

*While they last — quantities limited.*

### New Stores Now Open In



Over 2500 Programs for TRS-80, ATARI 400/800, APPLE, IBM & VIC 20.

### Visit our other stores:

829 Bethel Rd., Columbus, Ohio  
Seven Corners Center, Falls Church, VA  
W. Bell Plaza, 6600 Security Blvd., Baltimore, MD  
White Flint Mall, Rockville Pike, Rockville, MD  
Harvard Square, 13 Dunster St., Cambridge, MA

### Opening Soon in Tulsa and Oklahoma City

Westmoreland Mall, Rte. 30 East, Greensburg, PA  
Plymouth Meeting Mall, 500 Germantown Pike, Plymouth Meeting, PA  
Cherry Hill Mall, Rte. 38 & Haddonfield Rd., Cherry Hill, NJ  
Nanuet Mall, Rte. 59 & Middletown Road, Nanuet, NY  
Monmouth Mall, Rte. 35 & Wyckoff Road, Eatontown, NJ

**FRANCHISE OPENINGS IN SELECTED CITIES**

© 1983 THE PROGRAM STORE

To Order Call Toll Free 800-424-2738  
For Information Call (703) 556-9778

### Mailorders:

Send check or M.O. for total purchase plus \$2.00 shipping and handling. VA add 4% sales tax.  
Charge cards — include all embossed information



THE PROGRAM STORE • Dept. 03-09-3 • Box 9582 • 4200 Wisconsin Avenue, NW • Washington, D.C. 20016

| Item # | Title | Tape/Disk/Rom/Book | Price | Postage \$2.00                      | Name   |
|--------|-------|--------------------|-------|-------------------------------------|--|
|        |       |                    |       | Total                               | Address  |
|        |       |                    |       | <input type="checkbox"/> CHECK      | <input type="checkbox"/> VISA City _____ State _____ Zip _____ |
|        |       |                    |       | <input type="checkbox"/> MASTERCARD | Card # _____ Exp _____   |
|        |       |                    |       | Computer                            | For TRS-80 Color Computer                                      |

## Program Listing 4. Basic Driver for the Cantmiss Subroutine

```

10 DATA AD,9F,A0,0A,86,20,B1,01
11 DATA 5D,2E,48,EC,9F,3F,A9,BD
12 DATA 3F,99,C5,80,27,04,C1,A0
13 DATA 2E,09,CB,04,BD,3F,89,ED
14 DATA 9F,3F,A9,86,20,B1,01,5C
15 DATA 2E,44,EC,9F,3F,A7,BD,3F
16 DATA 99,C5,80,27,04,C1,D2,2E
17 DATA 09,CB,04,BD,3F,89,ED,9F
18 DATA 3F,A7,EC,9F,3F,AB,BD,3F
19 DATA 99,C8,04,BD,3F,89,ED,9F
20 DATA 3F,AB,39,EC,9F,3F,A9,BD
21 DATA 3F,99,C5,80,26,04,C1,06
22 DATA 2D,C1,C0,04,BD,3F,89,ED
23 DATA 9F,3F,A9,7E,3F,23,EC,9F
24 DATA 3F,A7,BD,3F,99,C5,80,26
25 DATA 04,C1,06,2D,C5,C0,04,BD
26 DATA 3F,89,ED,9F,3F,A7,7E,3F
27 DATA 42,86,08,C5,80,2D,05,58
28 DATA 4A,7E,3F,8B,C4,7F,8A,80
29 DATA 39,84,7F,CA,80,81,08,2C
30 DATA 05,54,4C,7E,3F,9D,39,FF
31 DATA FF,FF,FF,FF,FF,FF,FF,FF
32 DATA 00,00,00,00,00,00,00,00
33 DATA 00,00,00,00,00,00,00,00
34 DATA 00,00,00,00,00,00,00,00
35 DATA 00,00,00,00,00,00,00,00
36 DATA 00,00,00,00,00,00,00,00
37 DATA 00,00,00,00,00,00,00,00
38 DATA 00,00,00,00,00,00,00,00
39 DATA 00,00,00,00,00,00,00,00
40 DATA 00,00,00,00,00,00,00,00
41 DATA 00,00,00,00,00,00,00,00
42 *****
43 ***
44 *** LINKAGE EDITOR ***
45 ***
46 *** WRITTEN BY: ***
47 *** william g. mcArthur ***
48 *** NOVEMBER 1982 ***
49 ***
50 *****
89 CLEAR 200,&H3F00
90 ST$="3F00"
91 LN$="00AD"
315 ST=VAL("&H"+ST$):EN=ST+VAL("&H"+LN$)
320 POKE 157,VAL("&H"+MID$(ST$,1,2)):POKE 158,VAL("&H"+MID$(ST$,
3,2))
330 FOR I=ST TO EN
335 CLS:PRINT"LOADING M/L"
340 READ A$:POKE I,VAL("&H"+A$):NEXT I
345 CLS:PRINT"TYPE 'RUN' WHEN READY":DEL 10-345
350 XX=128:YY=94:PA=1
360 XA=VARPTR(XX):XB=INT(XA/256):XC=XA-256*XB:POKE &H3FA7,XB:POK
E &H3FA8,XC
370 XA=VARPTR(YY):XB=INT(XA/256):XC=XA-256*XB:POKE &H3FA9,XB:POK
E &H3FAA,XC
380 XA=VARPTR(PA):XB=INT(XA/256):XC=XA-256*XB:POKE &H3FAB,XB:POK
E &H3FAC,XC

```

Listing continued

Listing continued

```

390 CLS
400 PRINT "XX =" ; XX ; " YY =" ; YY ; " PA =" ; PA
410 EXEC
420 FOR I=1 TO 50:NEXT I
430 GOTO 400

```

## Program Listing 5. Cantmiss Linked with the Machine-Language Subroutine

```

5 CLEAR 200,&H3F00:PCLEAR 8
10 DATA AD,9F,A0,0A,86,20,B1,01
11 DATA 5D,2E,48,EC,9F,3F,A9,BD
12 DATA 3F,99,C5,80,27,04,C1,A0
13 DATA 2E,09,CB,04,BD,3F,89,ED
14 DATA 9F,3F,A9,86,20,B1,01,5C
15 DATA 2E,44,EC,9F,3F,A7,BD,3F
16 DATA 99,C5,80,27,04,C1,D2,2E
17 DATA 09,CB,04,BD,3F,89,ED,9F
18 DATA 3F,A7,EC,9F,3F,AB,BD,3F
19 DATA 99,C8,04,BD,3F,89,ED,9F
20 DATA 3F,AB,39,EC,9F,3F,A9,BD
21 DATA 3F,99,C5,80,26,04,C1,06
22 DATA 2D,C1,C0,04,BD,3F,89,ED
23 DATA 9F,3F,A9,7E,3F,23,EC,9F
24 DATA 3F,A7,BD,3F,99,C5,80,26
25 DATA 04,C1,06,2D,C5,C0,04,BD
26 DATA 3F,89,ED,9F,3F,A7,7E,3F
27 DATA 42,86,08,C5,80,2D,05,58
28 DATA 4A,7E,3F,8B,C4,7F,8A,80
29 DATA 39,84,7F,CA,80,81,08,2C
30 DATA 05,54,4C,7E,3F,9D,39,FF
31 DATA FF,FF,FF,FF,FF,FF,FF,FF
33 ST$="3F00"
34 LN$="00AD"
35 ST=VAL("&H"+ST$):EN=ST+VAL("&H"+LN$)
36 POKE 157,VAL("&H"+MID$(ST$,1,2)):POKE 158,VAL("&H"+MID$(ST$,3
,2))
37 FOR I=ST TO EN
38 CLS:PRINT"LOADING M/L"
39 READ A$:POKE I,VAL("&H"+A$):NEXT I
40 CLS:PRINT"TYPE 'RUN' WHEN READY":DEL 5-40
41 XX=128:YY=94:PA=1
42 XA=VARPTR(XX):XB=INT(XA/256):XC=XA-256*XB:POKE &H3FA7,XB:POKE
&H3FA8,XC
43 XA=VARPTR(YY):XB=INT(XA/256):XC=XA-256*XB:POKE &H3FA9,XB:POKE
&H3FAA,XC
44 XA=VARPTR(PA):XB=INT(XA/256):XC=XA-256*XB:POKE &H3FAB,XB:POKE
&H3FAC,XC
110 POKE 65495,0:XA=RND(-TIMER):DIM TY(16):DIM TZ(16):PMODE 3,1:
PCLS
120 A$="01L250GBCADV10L200BCCGAA"
130 A$=A$+A$+"L100C"
140 B$="05L150BACGGA"
150 DRAW"BM10,10D20R6U8R16D8R6U20L6D8L16U8L6"
160 PAINT(24,20),2,4
170 PAINT(12,12),3,4
180 CIRCLE(24,20),6

```

Listing continued

Listing continued

```

190 FORI=-1TOL:FORJ=-1TOL:PSET(24+I,20+J,6):NEXTJ,I
200 GET (10,10)-(40,30),TY,G
210 FOR I=1 TO 20:LINE(RND(31)+9,RND(21)+9)-(RND(31)+9,RND(21)+9)
),PSET:NEXT I:GET(10,10)-(40,30),TZ,G
220 PCLS
230 SCREEN 1,1
250 EXEC:PHODE 3,PA:PCLS:PUT(XX,YY)-(XX+30,YY+20),TY,PSET:SCREEN
1,1
260 IF RND(8)=1 THEN COLOR 6,5:SX=RND(256)-1:SY=RND(192)-1:LINE(
XX+14,YY+10)-(SX,SY),PSET:COLOR 8,5:PLAY B$
270 IF PEEK(65280)=125 OR PEEK(65280)=253 THEN 280 ELSE 250
280 LINE (128,191)-(XX+14,YY+10),PSET
290 PUT(XX,YY)-(XX+30,YY+20),TZ,PRESET
300 POKE 65494,0:PLAY AS
310 PCLS:FOR I=1 TO 500:NEXT I
320 POKE 65495,0:GOTO 220
330 REM*****
340 REM*
350 REM* CAN'T MISS FIGHTER
360 REM*
370 REM* WILLIAM G. MCARTHUR
380 REM* (& SON)
390 REM*
400 REM* JULY 1982
410 REM*
420 REM* MACHINE CODE ADDED
430 REM* NOVEMBER 1982
440 REM*
450 REM*****

```



Lib-A



Lib-A

## MAKE IT EASY TO SAVE your copies of HOT CoCo

Your magazine library is your prime reference source—keep it handy and keep it neat with these strong library shelf boxes. They are made of white corrugated cardboard and are dust resistant. Use them to keep all your magazines orderly yet available for constant reference.

Self-sticking labels are available for the following:

|                   |             |                    |
|-------------------|-------------|--------------------|
| 80 Micro          | 73 Magazine | Radio Electronics  |
| Microcomputing    | QST         | Personal Computing |
| inCider           | CQ          | HOT CoCo           |
| Desktop Computing | Ham Radio   | Interface Age      |

One box (BX1000) is \$2.00, 2-7 boxes (BX1001) are \$1.50 each, and 8 or more boxes (BX1002) are \$1.25 each. Be sure to specify which labels we should send.

Call TOLL-FREE for credit card orders:

**1-800-258-5473**

Or use the order form in this magazine and mail to:

## HOT CoCo

Attn: Book Sales, Peterborough, NH 03458

SHIPPING AND HANDLING CHARGES \$2.00 per order, up to and including a quantity of eight. 25¢ for each additional box ordered.

# ACCOLADE COMPUTER PRODUCTS

## PRINTERS

|   |          |
|---|----------|
| Epson FX80                                      | \$550.00 |
| FX Tractor                                      | \$29.95  |
| Gemini 10                                       | \$320.00 |
| Gemini 15                                       | \$499.95 |
| 4K Serial Interface Cable                       | \$107.50 |
| 80C To Epson Cable                              | \$19.95  |
| Parallel Cable                                  | \$29.95  |
| Parallel Interface                              | \$79.95  |
| Okidata 82A (120CPS)                            | \$415.00 |
| 82A Forms Tractors                              | \$57.50  |
| Daisy-Silver Reed<br>(Letter Quality Full Size) | \$799.95 |

## MONITORS

|                         |          |
|-------------------------|----------|
| BMC (12" green)         | \$99.95  |
| BMC (12" Low res color) | \$349.95 |

## DISK DRIVES

|                                  |          |
|----------------------------------|----------|
| 80C 1st Drive                    | \$470.00 |
| Tandom TM 100-1                  | \$199.95 |
| Single Drive Case & Power Supply | \$49.95  |
| Dual Drive Case & Power Supply   | \$69.95  |
| 2 Drive Cable                    | \$24.95  |

\*TRS is a registered trademark of Radio Shack, a division of Tandy Corporation

We will try to meet or beat any advertised price.

Dealer inquiries invited

California residents add 6% Sales Tax  
Shipping & Handling \$4.00  
COD Charge—\$1.65

COD'S, CASHIERS CHECK OR MONEY ORDER ONLY  
Personal checks must take two weeks to clear  
Foreign orders paid in U.S. funds  
Mail and phone orders only

## ACCESSORIES

|                  |         |
|------------------|---------|
| Wico Joysticks   | \$24.95 |
| Joystick adaptor | \$14.95 |
| Kraft Joystick   | \$55.95 |
| Kraft Paddles    | \$39.95 |

## BOOKS

|  |         |
|--|---------|
| TRS80* Programs and applications<br>for the color computer | \$14.95 |
| TRS80* Color Basic   | \$9.95  |
| TRS80* Color Computer Graphics                             | \$14.95 |
| Assembly Language Graphics                                 | \$14.95 |
| Nanos System Ref. Card                                     | \$4.95  |

## SOFTWARE

|                       |         |
|-----------------------|---------|
| <b>Cognitec</b>       |         |
| Telewriter (cassette) | \$49.95 |
| Telewriter (disk)     | \$59.95 |
| <b>Computerware</b>   |         |
| Home Money Manager    | \$19.95 |
| Doodlebug             | \$24.95 |
| Megapede              | \$21.95 |
| Shark Treasure        | \$21.95 |
| Starship Chameleon    | \$24.95 |
| <b>Datasoft</b>       |         |
| Zaxxon                | \$31.95 |
| <b>Softwrite</b>      |         |
| Battle of Gettysburg  | \$19.95 |

## ACCOLADE COMPUTER PRODUCTS

4858 Coronado Avenue  
San Diego, CA 92107  
(619) 223-8599

No refunds on open software

227

# GIVE YOUR COMPUTER SOME CHARACTER

One of the major problems with the Color Computer is its alphanumeric display. Sixteen lines of 32 characters each are just not enough for serious software development, even in Basic. Word processing is next to impossible with inverse video for lowercase. To correct these problems, I wrote a program that will generate the full ASCII character set on a high-resolution graphics screen.

## Advantages

Using this modification has several advantages. The most obvious is the availability of additional characters. Twenty-four lines of 42 characters each are sufficient for most Basic software development, and having that many makes developing Assembly-language programs much easier. The lowercase capability allows word-processing applications (although most word processors for the Color Computer already have a similar modification included).

The full ASCII character set is another advantage. This allows use of the Color Computer with professional operating systems such as FLEX or OS-9. It also enhances the terminal-emulation possibilities.

Because the characters are generated on a high-resolution character screen, mixed graphics and text are quite easy to implement in Basic and Assembly language. Adventure games using a technique similar to Apple's mixed mode become simple, and labeling

The full ASCII character set is now available for graphics displays on a high-resolution screen.

graphs and graphics is tremendously simplified.

The modification is almost totally compatible with Basic. It is "transparent"—i.e., Basic talks to the screen just as before. Most machine-language routines that use Basic's input/output routines will also work quite well with this program.

The character set can be modified and expanded. I have defined the 96 ASCII characters, plus one cursor character, but you can modify each character individually and add up to 128 characters of your own.

The memory for the display screen can be located anywhere in memory. This program is ideal for 64K systems, in which the text screen can be moved into high memory. Also, the number of lines the program will display is continuously variable from 1 to 24 with a regular display and more than 24 with a 24-line window-type display. This allows hardware scrolling—make the display 64 lines long, and just move the window. Of course, once you hit the bottom, you must scroll, but only once. Instead of scrolling for each line, you

end up scrolling for every (64-24) or 40 lines.

You can also develop graphics without switching back and forth between graphics and alpha displays. Just limit your graphics to the top five-sixths of the screen and use the bottom sixth as four alphanumeric lines. Then type the commands from Basic until the screen looks the way you want it to.

This software modification requires no hardware modification. It will work with black-and-white and color televisions. The code can be relocated in ROM, so if you have burned new ROMs for your system, you can place this routine in one of the high-memory ROMs.

The modification can also be loaded into a 16K, 32K, or 64K computer. The Program Listing is for a 32K machine. To relocate it, just change the origin and end addresses. The object code will be the same in any case.

## Disadvantages

Along with the many advantages, the program has several disadvantages. First, most software will have to be modified to use this screen. The POS,

### *System Requirements*

**32K RAM (modifiable to 16K)  
Editor/Assembler**





# TOM MIX SOFTWARE

• FOR THE COLOR COMPUTER & TDP 100 • 3424 College N.E., Grand Rapids, MI 49505 (616) 364-4791 •

**NEW**


## "THE FROG"

(C) 1983



**16K MACHINE LANGUAGE**  
**\$27.95 TAPE**  
**\$30.95 DISK**

**\*\*\*ARCADE ACTION\*\*\***  
This one will give you hours of exciting play. . . Cross the busy highway to the safety of the median and rest awhile before you set out across the swollen river teaming with hidden hazards. Outstanding sound and graphics.



## THE KING

1982


**32K Machine Language**  
**\$26.95 tape**  
**\$29.95 disk**

**ARCADE ACTION** - How high can you climb? Four full graphic screens. Exciting Sound - Realistic graphics. Never before has the color computer seen a game like this. Early reviews say: Just like the arcade - Simply outstanding!

**NEW**

## "YAAZEE"

(C) 1983



**\$19.95**  
**16K MACHINE LANGUAGE**  
**EXT. BASIC**

Yaazee is a 2 player game using five dice to get the best poker hand. After game is loaded flashing digit below player number determines which player rolls dice at the start of the game.

## PROTECTORS

Exciting fast paced arcade game that looks and plays like the popular arcade game "DEFENDER".

Wave after wave of enemy fighters drop bombs on your city. Destroy them before they destroy your city. Soon the mother ships appear firing laser blasts at you. Watch for the heat seeking mines.



**\$24.95 TAPE \$27.95 DISK 32K MACHINE CODE**

## COLOR GOLF

Now sit at your computer and play nine or eighteen holes. Outstanding graphics in the fairway or on the green. Helps your game.  
**32K EXTENDED BASIC \$17.95**



VISA

MasterCard

ADD \$1.00 POSTAGE & HANDLING • TOP ROYALTIES PAID  
MICHIGAN RESIDENTS ADD 4% SALES TAX • LOOKING FOR NEW SOFTWARE

**NEW**

## SPACE SHUTTLE

1983

**32K Ext. Basic**

**\$28.95**  
**TAPE**  
**ONLY**



This program gives you the real feeling of flight. Full instrumentation complete to the max. Actual simulation of space flight. **32K Ext. Basic**

**NEW**

## "TRAPFALL"

By **KEN KALISH**  
(C) 1983




**\*\*\*ARCADE ACTION\*\*\***  
The "Pitfalls" in this game are many. Hidden treasures, jump over the pits, swing on the vine, watch out for alligators, beware of the scorpion. Another game for the Color Computer with the same high resolution graphics as "The King."

**16K MACHINE LANGUAGE**  
**TAPE \$27.95**  
**DISK \$30.95**

## KATERPILLAR ATTACK

Outstanding graphics and sound will end all of those trips to the arcade. So much like the arcade you have to see it to believe it. Requires Ext. Basic.

**16K MACHINE LANGUAGE \$21.95**  
**DISK \$24.95**



## OTHER GREAT GAMES

ALL PROGRAMS REQUIRE 16K

**MOON LANDER**•Fantastic Graphics. Land on the Moon if you can. 2 Programs. Ext. Basic **\$17.95**

**DANCING DEVIL**•Watch him dance to music or program him yourself. Machine Language. **\$14.95**

**WAR KINGS**•Battle to save your castle and king. High resolution graphics with outstanding sound make this one a real winner. 16K Machine Language **\$17.95**

## ADVENTURES

**TREK-16**•Travel thru space with Spock and Capt. Kirk. Adventure. Tough! Ext. Basic. **\$17.95**

**SHIPWRECK**•Escape from a desert isle if you can. Great Adventure! Ext. Basic. **\$14.95**

**ESCAPE FROM SPECTRE (Graphic Adventure)**•You are a secret agent for British Intelligence sent on a mission to obtain the secret nerve gas formula being developed by S.P.E.C.T.R.E. to destroy the world. **16K Ext. Basic \$17.95**

**Call our BBS Number 616-364-6217 24 Hours a Day**

Program Listing, Custom Character Generator

```

00100 *****
00110 *
00120 * THIS PROGRAM WILL ALLOW THE COLOR COMPUTER TO DISPLAY *
00130 * 24 LINES OF 42 CHARACTERS WITH THE COMPLETE ASCII *
00140 * CHARACTER SET, INCLUDING LOWER CASE. IT USES A HIGH *
00150 * RESOLUTION GRAPHICS SCREEN, AND WILL THEREFORE ALLOW *
00160 * MIXED GRAPHICS AND TEXT. PORTIONS OF A PAGE MAY ALSO *
00170 * BE USED, AS IN THE APPLE MIXED TEXT/GRAPHICS MODE. *
00180 * IT IS FULLY RELOCATEABLE SO IT CAN BE LOADED ANYWHERE *
00190 * IN MEMORY AND USED ON 16K, 32K, OR EVEN 64K MACHINES. *
00200 *
00210 * WRITTEN BY TOMAS ROKICKI TEXAS A&M UNIVERSITY *
00220 * BOX 258 COLLEGE STATION, TX 77841 *
00230 *
00240 *****
00250
0000 MSK EQU 0 SOME STACK VARIABLES
0001 00270 CMSK EQU 1
0168 00280 VECTR1 EQU $168 THIS IS THE CHROUT VECTOR I CHANGE
0168 00290 VECTR2 EQU $168 THIS IS THE CHRIN VECTOR I MODIFY
00300
00F3 00310 ORG $F3 FREE SPACE IN DIRECT PAGE
00320 *
00330 * THESE BYTES MAY BE MODIFIED BY BASIC POKES TO EMULATE
00340 * PRINT# AND TAB. A PEEK TO H WILL GIVE YOU THE CURRENT
00350 * CURSOR POSITION.
00360 *
00F3 00370 H RMB 1 HORIZONTAL POSITION (0-41)
00F4 00380 V RMB 1 VERTICAL POSITION (0-23)
00390 *
00400 * THESE CAN BE CHANGED BY THE USER TO POINT TO ANYWHERE
00410 * IN DYNAMIC MEMORY. CALL START2 IMMEDIATELY AFTER YOU
00420 * CHANGE THEM, HOWEVER!!
00430 *
00F5 00440 DSET RMB 1 SAM INITIALIZATION VARIABLE
00F6 00450 SBEG RMB 2 START OF TEXT PAGE
00F8 00460 SEND RMB 2 END OF TEXT PAGE
7CAF 00470 ORG 31919 FOR A 32K MACHINE.
7CAF CC 0600 00480 START LDD $600 DEFAULT START OF PAGE
7CB2 97 F5 00490 STA <DSET INITIALIZE VARIABLES
7CB4 DD F6 00500 STD <SBEG
7CB6 8B 18 00510 ADDA #24 24 LINES INITIALLY
7CB8 DD F8 00520 STD <SEND
7CBA OF F3 00530 START2 CLR <H THIS ALSO WORKS LIKE A
7CBC OF F4 00540 CLR <V BASIC CLS COMMAND.
7CBE CC FFFF 00550 LDD $FFFF FF IS GREEN.
7CC1 9E F6 00560 LDX <SBEG SET UP INDEX REGS
7CC3 ED 81 00570 STLP1 STD ,X++ AND CLEAR THE SCREEN
7CC5 ED 81 00580 STD ,X++
7CC7 9C FB 00590 CMPX <SEND DONE?
7CC9 25 FB 00600 BCS STLP1 IF NOT, GO BACK AND DO MORE.
7CCB 30 8C 0A 00610 LEAX <CHRIN,PCR SET UP VECTORS
7CCE BF 016B 00620 STX VECTR2
7CD1 30 8C 39 00630 LEAX <CHROUT,PCR
7CD4 BF 0168 00640 STX VECTR1
7CD7 39 00650 RTS AND RETURN (THIS SHOULD BE SWI FOR ASSEMBLER.)
00660 *
00670 * THIS ROUTINE WAITS FOR A CHARACTER
00680 *
7CDB OD 6F 00690 CHRIN TST $6F IS IT FROM KEYBOARD?
7CDA 27 03 00700 BEQ CINCNI IF SO, CALL OUR ROUTINE
7CDC 7E 8CF1 00710 JMP $BCF1 OTHERWISE, CALL BASIC'S
7CDF OF 70 00720 CINCNI CLR <$70
7CE1 34 14 00730 PSHS B,X SAVE REGISTERS
7CE3 CC 0100 00740 LDD $100 SET UP LOOPS
7CE6 34 06 00750 PSHS D
7CEB 8D A1C1 00760 CINLP1 JSR $A1C1 CALL BASIC'S GETCHR ROUTINE
7CEB 26 12 00770 BNE CINCNI IF THERE WAS A CHARACTER, EXIT
7CED 6A E4 00780 DEC ,S OTHERWISE DECREMENT COUNTER
7CEF 26 F7 00790 BNE CINLP1 TRY AGAIN.
7CF1 63 61 00800 COH 1,S CHECK IF BLOCK IS SET
7CF3 27 03 00810 BEQ CINOFF IF SO, TURN IT OFF
00820 *
00830 * THIS $80 CAN BE CHANGED TO ANY CHARACTER.
00840 *
7CF5 86 80 00850 LDA $80 OTHERWISE, DISPLAY IT.
7CF7 8C 00860 FCB $8C A CMPX OP. SHORTER THAN BRA.
7CF8 86 20 00870 CINOFF LDA $820 GET SPACE
7CFA 17 00A7 00880 LBSR SINGOU AND DISPLAY SPACE/CURSOR
7CFD 20 E9 00890 BRA CINLP1 GO BACK FOR MORE
7CFF A7 E4 00900 CINCNI STA ,S SAVE CHARACTER WE GOT
7D01 86 20 00910 LDA $820 CLEAR CURSOR
7D03 17 009E 00920 LBSR SINGOU
7D06 35 06 00930 PULS D GET CHARACTER AND CLEAN STACK
7D08 35 14 00940 PULS B,X GET REGISTERS
7D0A 32 62 00950 LEAS 2,S REMOVE OLD RETURN ADDRESS
7DOC 39 00960 RTS AND GO TO CALLER
00970 *
00980 * THIS IS THE ACTUAL CHROUT ROUTINE
00990 * IT CAN BE MODIFIED FOR STAND-ALONE
01000 * OPERATION OR DISK BASIC
01010 *
7DOD OD 6F 01020 CHROUT TST $6F DISPLAY TO SCREEN?
7D0F 27 01 01030 BEQ CHRPRT IF SO, GO TO THIS ROUTINE
7D11 39 01040 RTS OTHERWISE, EXIT
7D12 34 16 01050 CHRPRT PSHS D,X SAVE D REGISTER
7D14 86 F0 01060 LDA $8F0 SET UP SAM AND VDG
7D16 B7 FF22 01070 STA $FF22
7D19 96 F5 01080 LDA <DSET GET ADDRESS TO SET SAM TO
7D1B 44 01090 LSRRA GET RID OF LEAST SIG BIT
7D1C 8A 80 01100 ORA $80 SET SIGN BIT TO END ROUTINE

```

Listing continued

WHITE OAK presents. . .

# 45 COLORS

for the Color Computer

## PALLETTE

Now Color Computer owners with 32-K and Extended Basic can generate full-color graphics in medium-resolution. The unique shape of the elements in this mode enables PALLETTE to simulate 45 colors from the Color Computer's original 9.

**\$31.95**

(304) 876-3226



### PALLETTE FEATURES:

- \* 45 Color Mid-resolution Graphics
- \* 2 Graphics Screens
- \* Color Chart Screen
- \* Direct Keyboard Control
- \* Easy Command Set
- \* Cassette Save & Load



*White Oak* ✓169

P.O. Box 456  
Shepherdstown, WV 25443



**H  
O  
W  
D  
O  
Y  
O  
U  
S  
P  
E  
L  
R  
E  
L  
I  
E  
F?**

If proofreading your word processing text leaves you bleary-eyed, then rest your eyes with

## SPELL 'N FIX

**SPELL 'N FIX** proofreads your text for spelling and typographical mistakes in the twinkling of an eye. It looks up each word in the dictionary and reports every mistake. It finds errors that even experienced proofreaders miss. And when it finds them, it lets you fix them — fast. The result? Perfect text, every time. Without eye strain.

**SPELL 'N FIX** is compatible with all word processor programs. Available on disk or cassette for \$69.29, cheaper than a new pair of bifocals. Price includes 20,000 word dictionary; optional 75,000 word dictionary (strictly for the professional writer) is \$50 additional.

### ALSO AVAILABLE

- HUMBUG** the ultimate debugger/monitor . . . . \$39.95
- STAR-DOS** disk operating system . . . . . \$49.90
- CHECK 'N TAX** home finance package . . . . \$50.00
- REMOTERM** for use with a remote terminal .. \$19.95
- NEWTALK** voice debugging program . . . . . \$19.95
- SHRINK** our version of Eliza . . . . . \$15.00

Send for catalog. We accept checks, COD, Visa or MasterCard. NY State residents please add sales tax.

## STAR-KITS

P.O. BOX 209 — H  
MT. KISCO, N.Y. 10549  
(914) 241-0287 ✓432

# MOVING?

Let us know 8 weeks in advance so that you won't miss a single issue of **HOT CoCo**.

Attach old label where indicated and print new address in space provided. Also include your mailing label whenever you write concerning your subscription. It helps us serve you promptly.

**HOT CoCo**®  
Subscription Department  
PO Box 975  
Farmingdale, N.Y. 11737

- Extend my subscription one additional year for only \$24.97.
- Payment enclosed     Bill me

Canada and Mexico \$27.97, 1 year only US Funds. Foreign \$44.97, 1 year only US Funds  
Drawn on US Bank.

If you have no label handy, print OLD address here.

Name \_\_\_\_\_

Address \_\_\_\_\_

City \_\_\_\_\_ State \_\_\_\_\_ Zip \_\_\_\_\_

print new address here:

Name \_\_\_\_\_

Address \_\_\_\_\_

City \_\_\_\_\_ State \_\_\_\_\_ Zip \_\_\_\_\_

Hot CoCo    P.O. Box 975    Farmingdale, NY 11737

AFFIX LABEL

TAB, PRINT@, CLS, and comma delimiter will no longer work. These must be replaced by PEEKs and POKEs to the horizontal and vertical cursor positions and by an EXEC command for CLS.

In addition, the scrolling is slower, as is the actual character-display routine, because of the need to do bit manipulation. Legibility on low-quality monitors will also be poorer with this program than with Radio Shack's characters. The SET and RESET graphics will work, but will not be displayed without a SCREEN0 command.

The modification also requires system memory—about 849 bytes for the program and character table—so you must load it into the computer for each session.

### A Simple Routine

The program itself is rather simple. The first portion, Start, sets up the display parameters to be on the first four graphics pages. It falls through to Start2, which clears the screen and homes the cursor. Start2 can be called as a CLS, and it must be called immediately after you modify SBEG or SEND.

The second part is the CHRIN routine. This routine is called from Basic whenever a character is needed. First,

the routine checks to see if a character is requested from the keyboard or from some other device. If the keyboard is not specified, it goes back to the ROM. Otherwise, the routine displays a cursor and waits for a key press. As soon as a key is pressed, the routine clears the cursor and returns the character to the calling routine.

The third part of the program is the CHROUT routine. This routine takes the character passed in the A register and prints it to display memory. If the character is less than 32, this routine interprets it as a control character. It recognizes the backspace (8) and carriage return (13), but ignores all others. It then increments the cursor position and scrolls if necessary.

The SINGOU routine prints a character at the current cursor location. It is called by CHROUT to print the character and by CHRIN to flash the cursor. It puts the character in a cell that is 6 by 8 pixels. The entire first column is always cleared. The next five columns contain the data from the bit table, TBL2. SINGOU uses a quick, efficient, multiple-pixel clear/set routine.

The fifth part of the program is the actual character table. There are 5 bytes for each character. The first byte is the

left column, and the most-significant bit of each byte is the top dot in the corresponding column. You can modify the existing characters or create your own using this information.

### Basic Bytes

The program uses 9 bytes of the direct page that are not used by any Basic (including Disk Basic) program or the EDTASM+ program pack. These bytes are in the \$F3 (243) to \$F9 (249) locations, which you will change to reconfigure this routine.

The first byte is H, the horizontal cursor position. It is at \$F3 (243) and can be modified by the Basic POKE command to place the cursor anywhere on the screen. It can have values from 0-41. The next byte is V, the vertical cursor position. It is at \$F4 (244) and can also be POKEd. Normally, it can vary from 0-23, but if you change the number of lines in text memory, it can vary from zero to the number of lines minus one.

The third byte is DSET, the SAM initialization byte. It is located at \$F5 (245) and defaults to \$06. This byte contains the most-significant byte of the address on which the 6K graphics page starts.

The SAM is initialized using this byte

# Parents! Want to stimulate your child's learning? Let T.C.E. show you how!

## FRIEND OR FOE MATH™

READY FOR THE CHALLENGE?

$$27 \div 9 =$$

As a radar operator, your job is to decide which planes are friend or foe. The code (math problem) is your only clue. All you have to do is match the number on the plane with the answer to the math problem.

Color Computer 16K Ext. Basic  
Atari 400/800 16K

Tape \$19.95

## SPELL BOMBER™

A NEW TWIST ON HANGMAN!

As captain of your ship you must destroy the enemy bombers by spelling the mystery word. Remember, the bombers are getting closer on every try.

Atari 400/800 16K  
VIC 20 8K Expander req.  
Color Computer 16K Ext. Basic

\$18.95 Tape

T C E

**PROGRAMS HAVE BEEN CHILD, PARENT, AND EDUCATOR TESTED!**

**SEND  
FOR FREE  
CATALOG**

Additional Educational Software available  
for Color Computer, TDP 100, Atari®,  
Apple®, Commodore 64®, and VIC 20®.



**Dealer  
inquiries  
invited**

389

P.O. Box 2477 Gaithersburg, Maryland 20879 (301) 963-3848

# Telewriter-64™

## the Color Computer Word Processor

- **3 display formats: 51/64/85 columns × 24 lines**
- **True lower case characters**
- **User-friendly full-screen editor**
- **Right justification**
- **Easy hyphenation**
- **Drives any printer**
- **Embedded format and control codes**
- **Runs in 16K, 32K, or 64K**
- **Menu-driven disk and cassette I/O**
- **No hardware modifications required**

### THE ORIGINAL

Simply stated, Telewriter is the most powerful word processor you can buy for the TRS-80 Color Computer. The original Telewriter has received rave reviews in every major Color Computer and TRS-80 magazine, as well as enthusiastic praise from thousands of satisfied owners. And rightly so.

The standard Color Computer display of 32 characters by 16 lines without lower case is simply inadequate for serious word processing. The checkerboard letters and tiny lines give you no feel for how your writing looks or reads. Telewriter gives the Color Computer a 51 column by 24 line screen display with *true lower case characters*. So a Telewriter screen looks like a printed page, with a good chunk of text on screen at one time. In fact, more on screen text than you'd get with Apple II, Atari, TI, Vic or TRS-80 Model III.

On top of that, the sophisticated Telewriter full-screen editor is so simple to use, it makes writing fun. With single-letter mnemonic commands, and menu-driven I/O and formatting, Telewriter surpasses all others for user friendliness and pure power.

Telewriter's chain printing feature means that the size of your text is never limited by the amount of memory you have, and Telewriter's advanced cassette handler gives you a powerful word processor without the major additional cost of a disk.

*...one of the best programs for the Color Computer I have seen...*

— Color Computer News, Jan. 1982

### TELEWRITER-64

But now we've added more power to Telewriter. Not just bells and whistles, but major features that give you total control over your writing. We call this new supercharged version Telewriter-64. For two reasons.

### 64K COMPATIBLE

Telewriter-64 runs fully in any Color Computer — 16K, 32K, or 64K, with or without Extended Basic, with disk or cassette or both. It automatically configures itself to take optimum advantage of all available memory. That means that when you upgrade your memory, the Telewriter-64 text buffer grows accordingly. In a 64K cassette based system, for example, you get about 40K of memory to store text. So you don't need disk or FLEX to put all your 64K to work immediately.

### 64 COLUMNS (AND 85!)

Besides the original 51 column screen, Telewriter-64 now gives you 2 additional high-density displays: 64 × 24 and 85 × 24!! Both high density modes provide all the standard Telewriter editing capabilities, and you can switch instantly to any of the 3 formats with a single control key command. The 51 × 24 display is clear and crisp on the screen. The two high density modes are more crowded and less easily readable, but they are perfect for showing you the exact layout of your printed page, *all on the screen at one time*. Compare this with cumbersome "windows" that show you only fragments at a time and don't even allow editing.

### RIGHT JUSTIFICATION & HYPHENATION

One outstanding advantage of the full-width screen display is that you can now set the screen width to match the width of your printed page, so that "what you see is what you get." This makes exact alignment of columns possible and it makes hyphenation simple.

Since short lines are the reason for the large spaces often found in standard right justified text, and since hyphenation is the most effective way to eliminate short lines, Telewriter-64 can now promise you some of the best looking right justification you can get on the Color Computer.

### FEATURES & SPECIFICATIONS:

**Printing and formatting:** Drives any printer (LPVII/VIII, DMP-100/200, Epson, Okidata, Centronics, NEC, C. Itoh, Smith-Corona, Termet, etc).

Embedded control codes give full dynamic access to intelligent printer features like: underlining, subscript, superscript, variable font and type size, dot-graphics, etc.

Dynamic (embedded) format controls for: top, bottom, and left margins; line length, lines per page, line spacing, new page, change page numbering, conditional new page, enable/disable justification.

Menu-driven control of these parameters, as well as: pause at page bottom, page numbering, baud rate (so you can run your printer at top speed), and Epson font. "Typewriter" feature sends typed lines directly to your printer, and Direct mode sends control codes right from the keyboard. Special Epson driver simplifies use with MX-80.

Supports single and multi-line headers and automatic centering. Print or save all or any section of the text buffer. Chain print any number of files from cassette or disk.

**File and I/O Features:** ASCII format files — create and edit BASIC, Assembly, Pascal, and C programs, Smart Terminal files (for uploading or downloading), even text files from other word processors. Compatible with spelling checkers (like Spell 'n Fix).

Cassette verify command for sure saves. Cassette auto-retry means you type a load command only once no matter where you are in the tape.

Read in, save, partial save, and append files with disk and/or cassette. For disk: print directory with free space to screen or printer, kill and rename files, set default drive. Easily customized to the number of drives in the system.

**Editing features:** Fast, full-screen editor with wordwrap, block copy, block move, block delete, line delete, global search and replace (or delete), wild card search, fast auto-repeat cursor, fast scrolling, cursor up, down, right, left, begin line, end line, top of text, bottom of text; page forward, page backward, align text, tabs, choice of buff or green background, complete error protection, line counter, word counter, space left, current file name, default drive in effect, set line length on screen.

Insert or delete text anywhere on the screen without changing "modes." This fast "free-form" editor provides maximum ease of use. Everything you do appears immediately on the screen in front of you. Commands require only a single key or a single key plus CLEAR.

*...truly a state of the art word processor...  
outstanding in every respect.*

— The RAINBOW, Jan. 1982

### PROFESSIONAL WORD PROCESSING

You can no longer afford to be without the power and efficiency word processing brings to everything you write. The TRS-80 Color Computer is the lowest priced micro with the capability for serious word processing. And only Telewriter-64 fully unleashes that capability.

Telewriter-64 costs \$49.95 on cassette, \$59.95 on disk, and comes complete with over 70 pages of well-written documentation. (The step-by-step tutorial will have your writing with Telewriter-64 in a matter of minutes.)

To order, send check or money order to:

**Cognitec**

**704 N. Nob St.**

**Del Mar, CA 92014**

121

Or check your local software store. If you have questions, or would like to order by Visa or Mastercard, call us at (619) 755-1258 (weekdays, 8AM-4PM PST). Dealer inquiries invited.

(Add \$2 for shipping. Californians add 6% state tax. Allow 2 weeks for personal checks. Send self-addressed stamped envelope for Telewriter reviews from CCN, RAINBOW, 80-Micro, 80-U.S. Telewriter owners: send SASE or call for information on upgrading to Telewriter-64. Telewriter-compatible spelling checker (Spell 'n Fix) and Smart Terminal program (Colorcom/E) also available. Call or write for more information.)

Apple II is a trademark of Apple Computer, Inc.; Atari is a trademark of Atari, Inc.; TRS-80 is a trademark of Tandy Corp; MX-80 is a trademark of Epson America, Inc.

|           |         |       |             |  |  |
|-----------|---------|-------|-------------|--|--|
| 7D1E 8E   | FFC6    | 01110 | LDX         | #FFC6                                  | GET ADDRESS OF FIRST REG                 |
| 7D21 A7   | 1A      | 01120 | STA         | -6,X                                   | INITIALIZE TO PHODE4:SCREEN1,(           |
| 7D23 A7   | 1D      | 01130 | STA         | -3,X                                   |  |
| 7D25 A7   | 1F      | 01140 | STA         | -1,X                                   |  |
| 7D27 44   |         | 01150 | CPRTL1 LSRA |  | AND START LOOPING.                       |
| 7D28 27   | 0C      | 01160 | BEQ         | CPRCN1                                 |  |
| 7D2A 25   | 04      | 01170 | BCS         | CPRON                                  | IF BIT SET, SAM BIT GOES ON              |
| 7D2C A7   | 81      | 01180 | STA         | ,X++                                   | OTHERWISE, IT GOES OFF                   |
| 7D2E 20   | F7      | 01190 | BRA         | CPRTL1                                 | BACK FOR MORE.                           |
| 7D30 A7   | 01      | 01200 | CPRON STA   | 1,X                                    | TURN ON REG                              |
| 7D32 30   | 02      | 01210 | LEAX        | 2,X                                    |  |
| 7D34 20   | F1      | 01220 | BRA         | CPRTL1                                 | BACK FOR MORE                            |
| 7D36 A6   | E4      | 01230 | CPRCN1 LDA  | ,S                                     | GET CHARACTER FROM STACK                 |
| 7D38 81   | 20      | 01240 | CHPA        | #20                                    | CHECK IF CONTROL CHARACTER               |
| 7D3A 25   | 49      | 01250 | BCS         | SPEC                                   | IF SO, BRANCH                            |
| 7D3C 8D   | 66      | 01260 | BSR         | SINGOU                                 | OTHERWISE, CHROUT                        |
| 7D3E DC   | F3      | 01270 | LDD         | <H                                     | INCREMENT THE HORIZONTAL POSITION        |
| 7D40 4C   |         | 01280 | INCA        |  |  |
| 7D41 81   | 2A      | 01290 | CMPA        | #42                                    | HAVE WE EXCEEDED THE MAX?                |
| 7D43 25   | 39      | 01300 | BCS         | UPDT                                   | IF NOT, WE ARE OKAY                      |
| 7D45 4F   |         | 01310 | INJP CLRA   |  | OTHERWISE, FIRST CHARACTER               |
| 7D46 97   | 89      | 01320 | STA         | #89                                    |  |
| 7D48 5C   |         | 01330 | INCB        |  | ON NEXT LINE.                            |
| 7D49 34   | 04      | 01340 | PSHS        | B                                      | WAS THAT THE LAST LINE?                  |
| 7D4B DB   | F6      | 01350 | ADDB        | <SBEG                                  | CHECK AGAINST SBEG AND SEND              |
| 7D4D D0   | F8      | 01360 | SUBB        | <SEND                                  |  |
| 7D4F 35   | 04      | 01370 | PULS        | B                                      | RESTORE B                                |
| 7D51 25   | 2B      | 01380 | BCS         | UPDT                                   | IF NOT, WE ARE OKAY                      |
| 7D53 5A   |         | 01390 | DECB        |  | OTHERWISE, WE HAVE TO SCROLL             |
| 7D54 34   | 66      | 01400 | PSHS        | D,Y,U                                  | SAVE REGS                                |
| 7D56 9E   | F6      | 01410 | LDX         | <SBEG                                  | X IS TO REGISTER                         |
| 7D58 33   | 89 0100 | 01420 | LEAU        | \$100,X                                | U IS FROM REGISTER                       |
| 7D5C 20   | 0E      | 01430 | BRA         | SLPCK                                  | GO TO CHECK FIRST IN CASE 1 LINE         |
| 7D5E 37   | 26      | 01440 | SLP1 PULU   | D,Y                                    | MOVE LOWER LINES UP                      |
| 7D60 ED   | 81      | 01450 | STD         | ,X++                                   |  |
| 7D62 10AF | 81      | 01460 | STY         | ,X++                                   |  |
| 7D65 37   | 26      | 01470 | PULU        | D,Y                                    |  |
| 7D67 ED   | 81      | 01480 | STD         | ,X++                                   |  |
| 7D69 10AF | 81      | 01490 | STY         | ,X++                                   |  |
| 7D6C 1193 | F8      | 01500 | SLPCK CMPU  | <SEND                                  | DONE?                                    |
| 7D6F 25   | ED      | 01510 | BCS         | SLP1                                   | IF NOT, CONTINUE                         |
| 7D71 CC   | FFFF    | 01520 | LDD         | #FFFF                                  | CLEAR BOTTOM LINE                        |
| 7D74 ED   | 81      | 01530 | SLP2 STD    | ,X++                                   |  |
| 7D76 ED   | 81      | 01540 | STD         | ,X++                                   |  |
| 7D78 9C   | F8      | 01550 | CMPX        | <SEND DONE?                            |  |
| 7D7A 26   | F8      | 01560 | BNE         | SLP2                                   | CONTINUE IF NOT                          |
| 7D7C 35   | 66      | 01570 | PULS        | D,Y,U                                  | RESTORE REGS                             |
| 7D7E DD   | F3      | 01580 | UPDT STD    | H                                      | UPDATE POSITION                          |
| 7D80 35   | 16      | 01590 | EXITOU PULS | D,X                                    |  |
| 7D82 32   | 62      | 01600 | LEAS        | 2,S                                    | DELETE THIS IF CALLED FROM OTHER PROGRAM |
| 7D84 39   |         | 01610 | RTS         |  |  |
| 7D85 81   | 0D      | 01620 | SPEC CHPA   | #13                                    | WAS IT A CARRIAGE RETURN?                |
| 7D87 26   | 04      | 01630 | BNE         | NXCK                                   | IF NOT, CHECK MORE                       |
| 7D89 D6   | F4      | 01640 | LDB         | V                                      | JUMP TO NEXT LINE                        |
| 7D8B 20   | B8      | 01650 | BRA         | INJP                                   |  |
| 7D8D 81   | 08      | 01660 | NXCK CHPA   | #8                                     | WAS IT A BACKSPACE?                      |
| 7D8F 26   | EF      | 01670 | BNE         | EXITOU                                 | IF NOT, IGNORE                           |
| 7D91 DC   | F3      | 01680 | LDD         | H                                      | BACKSPACE                                |
| 7D93 4A   |         | 01690 | DECA        |  | WRAP UP TO NEXT LINE?                    |
| 7D94 2A   | 06      | 01700 | BPL         | OKAY                                   | IF NOT, WE ARE OKAY                      |
| 7D96 86   | 2A      | 01710 | LDA         | #42                                    | OTHERWISE, LAST CHARACTER ON PREV LINE   |
| 7D98 4A   |         | 01720 | DECA        |  |  |
| 7D99 5A   |         | 01730 | DECB        |  |  |
| 7D9A 2B   | E4      | 01740 | BMI         | EXITOU                                 | IF WE ARE OFF SCREEN, IGNORE BACKSPACE   |
| 7D9C DD   | F3      | 01750 | OKAY STD    | H                                      | UPDATE POSITION                          |
| 7D9E 86   | 20      | 01760 | LDA         | #20                                    | OUTPUT A SPACE                           |
| 7DA0 8D   | 02      | 01770 | BSR         | SINGOU                                 |  |
| 7DA2 20   | DC      | 01780 | BRA         | EXITOU                                 | AND LEAVE                                |
|           |         | 01790 | *           |  |  |
|           |         | 01800 | *           | THIS ROUTINE PRINTS A CHARACTER AT THE |  |
|           |         | 01810 | *           | SPECIFIED POSITION                     |  |
|           |         | 01820 | *           |  |  |
| 7DA4 34   | 36      | 01830 | SINGOU PSHS | X,Y,D                                  | SAVE REGISTERS                           |
| 7DA6 34   | 06      | 01840 | PSHS        | D                                      |  |
| 7DA8 96   | F3      | 01850 | LDA         | H                                      | GET HORIZONTAL POSITION                  |
| 7DAA C6   | 06      | 01860 | LDB         | #6                                     | GET DOT WIDTH                            |
| 7DAC 3D   |         | 01870 | MUL         |  | FIND ACTUAL DOT POSITION                 |
| 7DAD CB   | 02      | 01880 | ADDB        | #2                                     | GIVE A SMALL LEFT MARGIN                 |
| 7DAF 54   |         | 01890 | LSRB        |  | DIVIDE BY EIGHT TO FIND BYTE NUMBER      |
| 7DB0 49   |         | 01900 | ROLA        |  |  |
| 7DB1 54   |         | 01910 | LSRB        |  |  |
| 7DB2 49   |         | 01920 | ROLA        |  |  |
| 7DB3 54   |         | 01930 | LSRB        |  |  |
| 7DB4 49   |         | 01940 | ROLA        |  |  |
| 7DB5 A7   | 60      | 01950 | STA         | MSK,S                                  |  |
| 7DB7 96   | F4      | 01960 | LDA         | V                                      | GET VERTICAL POSITION                    |
| 7DB9 9B   | F6      | 01970 | ADDA        | <SBEG                                  | ADD OFFSET                               |
| 7DBB 1F   | 01      | 01980 | TFR         | D,X                                    | INITIALIZE INDEX REGISTER                |
| 7DBD A6   | 60      | 01990 | LDA         | MSK,S                                  | GET REMAINDER                            |
| 7DBF 31   | 8C 51   | 02000 | LEAY        | <TBL1,PCR                              | GET START OF BIT TABLE                   |
| 7DC2 A6   | A6      | 02010 | LDA         | A,Y                                    | GET BIT MASK                             |
| 7DC4 A7   | 60      | 02020 | STA         | MSK,S                                  | SET UP MASK VARIABLES                    |
| 7DC6 43   |         | 02030 | COMA        |  |  |
| 7DC7 A7   | 61      | 02040 | STA         | CMSK,S                                 |  |
| 7DC9 31   | 8C AF   | 02050 | LEAY        | <OF1,PCR                               | GET START OF CHARACTER TABLE             |
| 7DCC A6   | 62      | 02060 | LDA         | 2,S                                    | GET CHARACTER AGAIN                      |
| 7DCE C6   | 05      | 02070 | LDB         | #5                                     |  |
| 7DD0 D7   | 89      | 02080 | STB         | #89                                    |  |
| 7DD2 3D   |         | 02090 | MUL         |  | GET OFFSET INTO TABLE                    |
| 7DD3 31   | AB      | 02100 | LEAY        | D,Y                                    | AND INITIALIZE THAT INDEX REGISTER       |
| 7DD5 CC   | 0806    | 02110 | LDD         | #806                                   | SET UP LOOPS                             |
| 7DD8 34   | 06      | 02120 | PSHS        | D                                      |  |
| 7DDA 5F   |         | 02130 | CLRB        |  |  |

# Dealers Dealers Dealers

# SELL!

Selling Hot CoCo will make money for you. Consider the facts:  
**Fact #1:** Selling Hot CoCo increases store traffic—our dealers tell us that Hot CoCo is the hottest-selling computer magazine on the newsstands.

**Fact #2:** There is a direct correlation between store traffic and sales—increase the number of people coming through your door and you'll increase sales.

**Fact #3:** Fact #1 + Fact #2 = INCREASED SALES, which means more money for you. And that's a fact.

For information on selling Hot CoCo, call 800-343-0728 and speak with Ginnie Boudrieau, our bulk sales manager. Or write to her at Hot CoCo, 80 Pine Street, Peterborough, NH 03458.



## HOT CoCo™

80 Pine Street  
Peterborough, NH 03458  
800-343-0728

## Baudy House Computer Products

950 Scott Lake Road • Pontiac, Michigan 48054  
(313) 683-8388

**SUPER UTILITY PLUS VERSION 3.0 \$59.95**

**Verbatim Data Life Diskettes 1 Box \$27 - 2 Or More \$25**

### Color Computer Software

|                               |         |
|-------------------------------|---------|
| Disassembler .....            | \$19.95 |
| Editor Assembler .....        | \$19.95 |
| Electronic Typing Tutor ..... | \$19.95 |
| Graphics Editor .....         | \$19.95 |
| Colorman .....                | \$24.95 |
| Tape to Disk .....            | \$19.95 |
| Master Control .....          | \$19.95 |
| Math Drill .....              | \$19.95 |
| Spelling Test .....           | \$19.95 |
| Super Calc. ....              | \$89.95 |
| Telewriter 64 .....           | \$49.95 |
| Super Writer II .....         | \$74.95 |

### Color Computer Utilities

|                         |         |
|-------------------------|---------|
| Color Caterpillar ..... | \$19.95 |
| Death Trap .....        | \$19.95 |
| Subhunt .....           | \$19.95 |
| Shark Treasure .....    | \$19.95 |
| Frogger (great) .....   | \$24.95 |
| Donkey King .....       | \$24.95 |
| Cave Hunter .....       | \$24.95 |
| Dragon Quest .....      | \$19.95 |
| Doodle Bug .....        | \$24.95 |
| Galaxy Attaxx .....     | \$21.95 |
| Tape to tape copy ..... | \$14.95 |
| Tape to disk copy ..... | \$19.95 |

|   |          |
|---|----------|
| Amdek IIIB color drives .....                                       | \$549.00 |
| Zaxxon .....  | \$39.95  |
| Zaksund .....   | \$24.95  |
| Venture .....   | \$19.95  |
| Space Shuttle .....   | \$28.95  |
| Dungeons of Death .....   | \$14.95  |
| ColorPede .....   | \$29.95  |
| Atari Joystick adaptor .....  | \$17.95  |
| C. Ito Prowriter (ser) .....  | \$499.95 |
| Mirco Pak Printer Paper<br>540 sheets only .....                    | \$10.00  |
| this is 20 pound laser cut or buy<br>in full 3,000 sheet only ..... | \$29.95  |

Most orders are shipped out in 24 hours. Visa & Mastercard, Money orders, Checks, C.O.D. accepted. Please allow 10 days to clear on all checks.

Orders going out of U.S.A. Please add \$5.00. Prices subject to change without notice.

✓184

### COLUMBIA DATA MPC




COLUMBIA System Includes IBM COMPATIBLE Dual 320K Floppies, 128K RAM, Two RS 232 Serial ports, Centronic Printer port, IBM Compatible Keyboard, Hi-Res Color Graphics Card, Green or Amber Monitor and more

\$3,000 IBM Software bundle including: Perfect Writer, Speller, Calc. Filer, Graphs, Communications Support, Space Commanders Col Tutor, Diagnostics, B ASICA, MACRO Assembler & MS-DOS COLUMBIA LOW TOTAL PRICE CALL

### OTHER COMPUTERS

|  |        |
|--|--------|
| ● COMMODOR 64 .....  | CALL   |
| ● EAGLE II Business Computer .....                                       | \$1995 |
| ● EAGLE III Business Computer .....                                      | \$2695 |
| ● EAGLE IV Business Computer .....                                       | \$3495 |
| ● EAGLE 1630 Computer .....  | \$5995 |
| ALL EAGLE CPUs Includes Software Bundles                                 |        |
| ● NEC PC-8001A, PC-8012A, PC-8031A, JB-1201, PC-8023<br>w/Software ..... | \$1995 |
| ● NEC PC-8800 8-BIT or 16-BIT w/Software .....                           | CALL   |
| ● NEC APC SYSTEM 16 bit .....  | CALL   |
| ● SANYO MBC 1000 with Bundled Software .....                             | \$1595 |
| ● SANYO MPC 3000 with Bundled Software .....                             | CALL   |
| ● XEROX 820 .....  | CALL   |

### EPSON PRINTERS



|  |      |
|--|------|
| ● EPSON FX Series NEW .....                  | CALL |
| ● EPSON RX 80 w/GRAFTRAX + .....             | CALL |
| ● EPSON MX-100, 80, & F/T w/GRAFTRAX + ..... | CALL |

### OTHER PRINTERS

|   |        |
|---|--------|
| ● NEC 3550 .....                              | CALL   |
| ● NEC 3510, 2515, 3520, 3525, & 3530 .....    | CALL   |
| ● NEC 7710, 7715, 7720, 7725, & 7730 .....    | CALL   |
| ● NEC PC8023A-C .....                         | \$ 449 |
| ● GEMINI 10 \$ 355, GEMINI 15 .....           | \$ 499 |
| ● C.I.TOH 8510 Parallel or Serial .....       | CALL   |
| ● C.I.TOH 1550 Parallel or Serial .....       | CALL   |
| ● C.I.TOH F10-40 and F10-55 Par or Ser .....  | CALL   |
| ● TALLY MT160 .....                           | \$ 799 |
| ● TALLY MT1602, MT1605, MT1802 & MT1805 ..... | CALL   |
| ● DIABLO 630 CALL * DIABLO 620 .....          | \$ 989 |
| ● IDS 80 and 132 PRISM Printers .....         | CALL   |
| ● QUME SPRINT 11/40 and others .....          | CALL   |
| ● ANADIX ADX 9500 AND OTHERS .....            | CALL   |
| ● BROTHERS HR 1 Serial or parallel .....      | \$799  |
| ● COMREX CR-1 Serial or Parallel .....        | CALL   |
| ● DAISYWRITER 2000 w/48K Buffer .....         | CALL   |
| ● TOSHIBA P1350-P or P1350 S .....            | \$1649 |
| ● SILVER-REED EXP550-P or EXP550-S .....      | CALL   |
| ● SMITH-CORONA TP-1 and others .....          | CALL   |
| ● TRANSTAR 315 .....                          | CALL   |
| ● TRANSTAR 130 .....                          | CALL   |
| ● OKIDATA 82A .....                           | \$ 420 |
| ● OKIDATA 83A, 84A .....                      | CALL   |
| ● OKIDATA 92, 93, 2350, & 2410 .....          | CALL   |

### APPLE CARDS

|  |        |
|--|--------|
| ● AMDEK RGB COLOR II INTERFACE .....         | \$ 169 |
| ● M&R ENTERPRISES RGB INTERFACE .....        | \$ 69  |
| ● PRACTICAL PERIPHERALS MICROBUFFER II ..... | CALL   |
| ● VIDWX VIDEOTERM CARD .....                 | \$ 285 |
| ● WESPHER MICRO SYSTEMS .....                | CALL   |
| ● B P O 16K EPSON, OKIDATA, NEC .....        | \$ 159 |
| ● WIZARD IPL .....                           | \$ 85  |
| ● OTHER APPLE CARDS .....                    | CALL   |

### MODEMS

|                                       |        |
|---------------------------------------|--------|
| ● HAYES SMARTMODEM (300 BAUD) .....   | \$ 227 |
| ● HAYES SMARTMODEM (300 & 1200) ..... | CALL   |
| ● HAYES CHRONOGRAPH .....             | \$ 199 |
| ● NOVATION J-CAT .....                | \$120  |
| ● NOVATION 212 AUTO-CAT .....         | CALL   |
| ● SIGNALMAN MARK I and others .....   | CALL   |
| ● U.D.S. Series Modems .....          | CALL   |

### APPLE SOFTWARE

|                                       |        |
|---------------------------------------|--------|
| ● ASTON TATE D BASE II .....          | \$ 465 |
| ● CONTINENTAL ACCOUNTING .....        | CALL   |
| ● DATAMOST .....                      | CALL   |
| ● HOWARD - REAL ESTATE ANALYZER ..... | \$ 167 |
| ● I U S EASY WRITER .....             | \$ 89  |
| ● LOTUS .....                         | CALL   |
| ● MICROPRO WORDSTAR .....             | \$372  |
| ● MICROTEX .....                      | CALL   |
| ● SOUTHWESTERN DATA SYSTEMS .....     | CALL   |
| ● STONEWARE .....                     | CALL   |
| ● SUB LOGIC - FLIGHT SIMULATOR .....  | \$ 33  |
| ● VISI CORP VISICALC .....            | \$ 239 |

CALL 7 DAYS (800) 854-8498 Calif. (714) 545-2216  
COOSOL, INC. P.O. 2642 COSTA MESA, CA 92626-2642

COMPUTER BARON 3017 HARBOR BLVD. COSTA MESA, CA 92626 714 979-2488

✓105

Listing continued

```

7DDB 20 06 02140 BRA LP1
7DDD 06 08 02150 LP2 LDA 08 SET UP SECOND LOOP
7DDF A7 E4 02160 STA ,S
7DE1 E6 A0 02170 LDB ,Y+ GET COLUMN OF DOTS
7DE3 59 02180 LP1 ROLB GET DOT
7DE4 A6 84 02190 LDA ,X GET BYTE
7DE6 24 04 02200 BCC ON IF DOT IS SET, TURN IT ON IN BYTE
7DE8 A4 63 02210 ANDA CHSK+2,S OTHERWISE, TURN IT OFF
7DEA 20 02 02220 BRA CONT1
7DEC AA 62 02230 ON ORA MSK+2,S TURN IT ON
7DEE A7 84 02240 CONT1 STA ,X STORE BYTE
7DF0 30 88 20 02250 LEAX 32,X GO TO NEXT DOT IN COLUMN
7DF3 6A E4 02260 DEC ,S AND DECREHEMENT COUNTER
7DF5 26 EC 02270 BNE LP1 CONTINUE IF NOT DONE
7DF7 30 89 FF00 02280 LEAX -256,X FIX UP INDEX REGISTER
7DFB 6A 61 02290 DEC 1,S DECREHEMENT OUTER COUNTER
7DFD 27 10 02300 BEQ OUT1 IF DONE, EXIT
7DFF A6 62 02310 LDA MSK+2,S GET MASK
7E01 44 02320 LSRA SHIFT IT
7E02 24 04 02330 BCC OKAY2 IF SAME BYTE, CONTINUE
7E04 30 01 02340 LEAX 1,X INCREMENT INDEX REGISTER
7E06 86 80 02350 LDA 0800 FIRST BIT IN BYTE
7E08 A7 62 02360 OKAY2 STA MSK+2,S UPDATE MASKS
7E0A 43 02370 COMA
7E0B A7 63 02380 STA CHSK+2,S
7E0D 20 CE 02390 BRA LP2 CONTINUE LOOP
7E0F 32 64 02400 OUT1 LEAS 4,S CLEAN UP STACK
7E11 35 B6 02410 PULS D,X,Y,PC AND RETURN
7E13 8008 02420 TBL1 FDB 8008
7E15 2002 02430 FDB 2002
7E17 4004 02440 FDB 4004
7E19 1001 02450 FDB 1001

```

```

02460 *
02470 * THIS IS THE START OF THE CHARACTER BIT
02480 * TABLE. EACH CHARACTER TAKES FIVE BYTES
02490 * EACH IS A 5X8 DOT MATRIX. THE FIRST BYTE
02500 * IS THE LEFTMOST COLUMN. THE MOST SIGNIFICANT
02510 * BIT IS THE HIGHEST BIT IN A COLUMN
02520 * THIS TABLE CAN BE CHANGED, OR EVEN EXTENDED.
02530 *

```

```

7E1B 0000 02540 TBL2 FDB 0000 SPACE
      7D7B 02550 OF1 EQU TBL2-8A0
7E1D 0000 02560 FDB 0000
7E1F 00 02570 FCB 000
7E20 0000 02580 FDB 00000
7E22 FA00 02590 FDB 8FA00
7E24 00 02600 FCB 000
7E25 00E0 02610 FDB 000E0
7E27 00E0 02620 FDB 000E0
7E29 00 02630 FCB 000
7E2A 28FE 02640 FDB 28FE
7E2C 00FE 02650 FDB 00FE
7E2E 28 02660 FCB 28
7E2F 2454 02670 FDB 2454
7E31 D654 02680 FDB D654
7E33 48 02690 FCB 48
7E34 C6C8 02700 FDB C6C8
7E36 1026 02710 FDB 1026
7E38 C6 02720 FCB C6
7E39 6C92 02730 FDB 6C92
7E3B 6A04 02740 FDB 6A04
7E3D 0A 02750 FCB 0A
7E3E 0000 02760 FDB 00000
7E40 E0E0 02770 FDB E0E0
7E42 00 02780 FCB 000
7E43 3844 02790 FDB 3844
7E45 8200 02800 FDB 8200
7E47 00 02810 FCB 000
7E48 0000 02820 FDB 00000
7E4A 8244 02830 FDB 8244
7E4C 38 02840 FCB 38
7E4D 1038 02850 FDB 1038
7E4F 7C38 02860 FDB 7C38
7E51 10 02870 FCB 10
7E52 1010 02880 FDB 1010
7E54 7C10 02890 FDB 7C10
7E56 10 02900 FCB 10
7E57 1A1C 02910 FDB 1A1C
7E59 0000 02920 FDB 00000
7E5B 00 02930 FCB 000
7E5C 1010 02940 FDB 1010
7E5E 1010 02950 FDB 1010
7E60 10 02960 FCB 10
7E61 0606 02970 FDB 0606
7E63 0000 02980 FDB 00000
7E65 00 02990 FCB 000
7E66 0608 03000 FDB 0608
7E68 1020 03010 FDB 1020
7E6A C0 03020 FCB C0
7E6B 7C8A 03030 FDB 7C8A
7E6D 92A2 03040 FDB 92A2
7E6F 7C 03050 FCB 7C
7E70 0042 03060 FDB 0042
7E72 FE02 03070 FDB FE02
7E74 00 03080 FCB 000
7E75 4E92 03090 FDB 4E92
7E77 9292 03100 FDB 9292
7E79 62 03110 FCB 62
7E7A 4482 03120 FDB 4482
7E7C 9292 03130 FDB 9292
7E7E 6C 03140 FCB 6C
7E7F 1030 03150 FDB 1030
7E81 50FE 03160 FDB 50FE
7E83 10 03170 FCB 10

```

```

7E84 E4A2 03180 FDB 8E4A2 5
7E86 A2A2 03190 FDB 8A2A2
7E88 9C 03200 FCB 89C
7E89 7C92 03210 FDB 87C92 6
7E8B 9292 03220 FDB 89292
7E8D 0C 03230 FCB 80C
7E8E 8688 03240 FDB 8688 7
7E90 90A0 03250 FDB 890A0
7E92 C0 03260 FCB 8C0
7E93 6C92 03270 FDB 86C92 8
7E95 9292 03280 FDB 89292
7E97 6C 03290 FCB 86C
7E98 6092 03300 FDB 86092 9
7E9A 9292 03310 FDB 89292
7E9C 7C 03320 FCB 87C
7E9D 006C 03330 FDB 8006C
7E9F 6C00 03340 FDB 86C00
7EA1 00 03350 FCB 800
7EA2 00DA 03360 FDB 800DA
7EA4 DC00 03370 FDB 8DC00
7EA6 00 03380 FCB 800
7EA7 1028 03390 FDB 81028
7EA9 4482 03400 FDB 84482

```

Listing continued



# —EXCITING SPECIALS— THIS MONTH at QUASAR ANIMATIONS

## SOFTWARE

→ The Official  
**ZAXXON**  
by SEGA  
Probably the most incredible arcade  
game ever is now available for the Color  
Computer! NOTE: This is the official ZAX-  
XON, not an imitation!  
32K Tape or Disc **\$19.95**

Now only... **29.95**

### THE KING

by Tom Mix Software

Four full graphic screens. Exciting sound  
and realistic graphics. Never before has  
the color computer seen a game like this.

Tape **\$26.95**  
Disc **\$29.95**

### SKY-DEFENSE

Can you survive the first wave of attack?  
Or the next? Or the next? Only your joy-  
stick will ever know! Features horizontal  
flight in higher graphics, and fast-paced  
action. Machine language, joystick re-  
quired. 16K **\$12.95**

### BIGNUM

If you dislike seeing numbers like 1 23045 E  
23, and wish you could have all the ac-  
curate digits instead, then BIGNUM is for  
you. Add, subtract, multiply, divide and  
raise BIG numbers to BIG powers and get  
totally accurate results. Even if you are  
satisfied with an approximation, without  
this program the Color Computer would  
return an "OV ERROR" with this problem.  
**\$49.95** BIGNUM returns the entire 68 digit  
result! Accurate to 1024 digits in 16K &  
about 3.068 digits with 32 RAM  
16K **\$9.95**

## HARDWARE

### 16K-32K UPGRADE KIT

Kit includes 8 200 ns #4116 Factory  
Prime Chips, piggybacked sockets,  
SAM socket, and "32K" button to re-  
place the 16K on your computer's case.  
Easy to remove. Instructions included.  
**\$25.95**

### 64K UPGRADE KIT

200 ns #4164 chip set will upgrade your  
"E" board easily. Factory Prime Chips.  
Instructions included **\$49.95**

### Nanos Reference Cards

Color Computer & TDP-100  
Color BASIC & EXTENDED **4.95**

### DATA CASSETTES

| COS    |                 | C10        |  |
|--------|-----------------|------------|--|
| \$ .65 | Qty 1-10        | \$ .70     |  |
| \$ .60 | Qty 11-20       | \$ .65     |  |
|        | Soft Poly Cases | Ea. \$ .20 |  |

### → WABASH DISKETTES

Box of 10 **\$25.00**

### → JOYSTICK INTERFACE

Use Atari or WICO Joysticks with your  
COCO! **\$17.95**

### → WICO COMMAND CONTROL JOYSTICK

The best joystick available for COCO. **\$29.95**

Add \$1.50 per software order and \$2.00 per hardware order for postage and handling

California residents add 6% Sales Tax.

### QUASAR ANIMATIONS

1520 Pacific Beach Drive, San Diego, California 92109  
(619) 274-2202

→518



## POOR MAN'S FLOPPY

### HIGH SPEED CASSETTE SYSTEM Now for the TRS-80 Color Computer

The JPC PRODUCTS High Speed Cassette System, in operation  
for over 4 years, is now available for all versions of the Radio  
Shack® Color Computer.

• TC-8C — Plugs directly into the expansion port of your  
TRS-80 Color Computer. It is fully compatible with all  
versions of the Color Computer from the standard 4K to  
the Extended 32K.

- FAST — Twice the speed of the Color Computer System.
- RELIABLE — Less than one error in a million bits.
- SUPPORTS TWO DRIVES — Software selectable.
- ALL FILE TYPES — BASIC, machine language, data.
- MOTOR CONTROL — Two on-board relays.
- EPROM OPERATING SYSTEM
- SPARE EPROM SOCKET — 2716 or 2732 compatible.
- OPTIONAL JBUG MONITOR — EPROM or Cassette
  - 6809 Assembler
  - Memory modify and list
  - 6809 Dis-assembler
  - Break point traps
- ASSEMBLED and TESTED

TC-8C ..... \$129.95 JBUG (EPROM) .... \$34.95  
JBUG (Cassette) .... \$29.95

### TERMS:

Cash, Master Card or Visa  
Shipping & Handling \$3.50(US)  
\$5.50 (Canada) \$15.00  
(Foreign) Technical  
Inquiries: Phone  
5:00 - 6:00 PM MST



# The Original FLEX™ for Color Computers

- Upgrade to 64K
- RS to FLEX, FLEX to RS file transfer ability
- Create your own character set
- Automatic recognition of single or double density and single or doubled sided
- All features available for either single or multiple drive systems
- Settable Disk Drive Seek Rates
- Faster High Resolution Video Display with 5 different formats
- Save RS Basic from RAM to Disk
- Move RS Basic to RAM
- Load and save function on FLEX disk
- 24 Support Commands 12 with Source Text
- External Terminal Program

### Languages Available

Pascal, Fortran, RS Basic, RS Assembler, TSC Basic, TSC Assemb-  
ler, Relocating Assembler, Macro Assembler, Mumps

If you are tired of playing games on your TRS-80C Color Computer, or find that you are  
handicapped by the limitations of the RS BASIC in trying to write a Program that will allow you to  
actually USE the Color Computer as a COMPUTER, YOU ARE READY TO MOVE UP TO THE  
FLEX9 Operating System. If you want to have REAL PROGRAMMING POWER using an  
Extremely Powerful Business BASIC PASCALS C Computers, a full-blown Macro Assembler  
with a Library capability so you are not continuously reinventing the wheel, YOU ARE READY  
TO MOVE UP TO THE FLEX9 Operating System. If you would like to see if YOU REALLY  
COULD USE A COMPUTER IN YOUR BUSINESS, or begin to make your Computer start  
PAYING IT'S OWN WAY by doing some Computer Work for the millions of small businesses  
around you such as Wordprocessing, Payroll Accounting, Inventory etc. then YOU ARE  
READY TO MOVE UP TO THE FLEX9 Operating System. How?? DATA-COMP has the way!

DATA-COMP's FLEX9 Conversion for the TRS-80C Color Computer was designed for the  
SERIOUS COMPUTER USER, with features like greatly increased Display Screens, WITH  
Lower Case Letters, so you can put a FULL Menu on ONE Screen, or see SEVERAL Para-  
graphs at the same time, with features like providing a FULL Keyboard so you have FULL  
Control of your Computer AND it's Programs NATURALLY, without needing a chart to see what  
Key Combination will give you what function, with USER ORIENTED functions to make using  
the Operating System natural, like having the Computer AUTOMATICALLY determine what  
type of Disk is being used in what type of Disk Drive and working accordingly, rather than you  
have to specify each and every thing for it, or like having the Computer work with the Printer you  
have been using all along without you having to tell the new Operating System what is there, etc.

™ FLEX is a trademark of Technical Systems Consultants

P.O. Box 794 HIXSON, TN 37343

DATA-COMP

→213

1-615-842-4601

DATA-COMP has everything you need to make your TRS-80C Color Computer WORK  
for YOU, from Parts and Pieces to Full, Ready To Use SYSTEMS. DATA-COMP designs,  
sells, services, and SUPPORTS Computer SYSTEMS, not just Software. CALL DATA-  
COMP TODAY to make your Computer WORK FOR YOU!

### System Requirements

FLEX9 Special General Version x Editor & Assembler (which normally sell for \$50.00  
ea.) **\$150.00**

F-MATE(RS) FLEX9 Conversion Rout. for the RS Disk Controller **\$49.95**  
when purchased with Special General FLEX9 Sys  
when purchased without the General FLEX9 Sys **\$59.95**  
Set of Eight 64K RAM Chips w Mod Instructions **\$59.95**

Color Computer with 64K RAM and EXT BASIC **\$399.95**

### SPECIAL SYSTEM PACKAGES

64K Radio Shack COLOR COMPUTER, Radio Shack COLOR DISK CONTROLLER, a Disk  
Drive System, Special General Version of FLEX9, F-MATE(RS) and a Box of 10  
Double Density Diskettes: a COMPLETE, ready to run SYSTEM on your Color TV Set.  
**\$1079.95**

### DISK DRIVE PACKAGES, etc.

These Packages include the Radio Shack Disk Controller, Disk Drives with Power Supply and  
Cabinet, and Disk Drive Cable

|        |  |                 |
|--------|--|-----------------|
| PAK #1 | 1 Single Sided Double Density Sys                | <b>\$489.95</b> |
| PAK #2 | 2 Single Sided Double Density Sys                | <b>\$749.95</b> |
| PAK #3 | 1 Double Sided Double Density Sys                | <b>\$569.95</b> |
| PAK #4 | 2 Double Sided Double Density Sys                | <b>\$919.95</b> |
| PAK #5 | 2 Quime Thinline Double Sided Double Density Sys | <b>\$749.95</b> |

### PARTS AND PIECES

|   |                 |
|---|-----------------|
| Radio Shack Disk Controller                     | <b>\$179.95</b> |
| 1 Single Sided Double Density Disk Drive Tandem | <b>\$249.95</b> |
| 1 Double Sided Double Density Disk Drive Quime  | <b>\$349.95</b> |
| 1 Quime Thinline Double Sided Double Density    | <b>\$279.95</b> |

Screen Clean — Clears Up Video Distortion On Your Color Computer **\$39.95**

|   |                 |
|---|-----------------|
| Single Drive Cabinet with Power Supply        | <b>\$89.95</b>  |
| Double Drive Cabinet with Power Supply        | <b>\$109.95</b> |
| Single Drive Disk Cable for RS Controller     | <b>\$24.95</b>  |
| Double Drive Disk Cable for RS Controller     | <b>\$34.95</b>  |
| Micro Tech Prods. Inc. LOWER CASE ROM Adapter | <b>\$74.95</b>  |
| Radio Shack BASIC Version 1.1 ROM             | <b>\$34.95</b>  |
| Radio Shack Extended Basic ROM                | <b>\$89.95</b>  |



# compu•sette®

## TAPES & DISKS

100% ERROR-FREE  
FULLY GUARANTEED



**C-10's**  
**39¢ ea.**  
(min. lot of 500)  
w/ labels add 4¢  
w/ boxes add 13¢

Compu•sette, a product of MICRO-80 INC

### The Micro-Trac™ Generation

Used by Software Firms & Computer Hobbyists  
Choice of School Districts Nationwide

| CASSETTES         | MINI   | STANDARD |
|-------------------|--------|----------|
|                   | 12-PAK | 24-PAK   |
| C-05.....         | \$ .79 | \$ .59   |
| C-10.....         | \$ .89 | \$ .69   |
| C-20.....         | \$ .99 | \$ .89   |
| C-30.....         | \$1.29 | \$1.09   |
| Custom Cases..... | \$ .26 | \$ .21   |

Cases recommended to protect sensitive cassettes

| 5¼" DISKETTES    | MINI    | STANDARD |
|------------------|---------|----------|
|                  | 5-PAK   | 10-PAK   |
| Soft Sector      |         |          |
| Single Sided     |         |          |
| S/D Density..... | \$14.95 | \$26.95  |

\*10 PAK w/custom library case, add \$3.00  
— UPS SHIPPING —  
(No. P.O. Boxes please)  
\$3.00 per pack  
— Canadian shipping multiply by 2 —  
**No. 1 Magnetic Media in the USA!**  
— Write for volume prices —

TOLL-FREE  
(orders only)

1-800-528-6050  
ext. 3005

In Arizona State  
1-800-352-0458  
ext. 3005

# MICRO-80™ INC.

2665-H Busby Road  
Oak Harbor, WA 98277  
1 (206) 675-6143

Listing continued

|      |      |       |     |        |   |
|------|------|-------|-----|--------|---|
| 7EAB | 00   | 03410 | FCB | \$00   |   |
| 7EAC | 2828 | 03420 | FDB | \$2828 | " |
| 7EAE | 2828 | 03430 | FDB | \$2828 | " |
| 7EBO | 28   | 03440 | FCB | \$28   | " |
| 7EB1 | 0082 | 03450 | FDB | \$0082 | > |
| 7EB3 | 4428 | 03460 | FDB | \$4428 | " |
| 7EB5 | 10   | 03470 | FCB | \$10   | " |
| 7EB6 | 4080 | 03480 | FDB | \$4080 | ? |
| 7EB8 | 9A60 | 03490 | FDB | \$9A60 | " |
| 7EBA | 00   | 03500 | FCB | \$00   | " |
| 7EBB | 4C92 | 03510 | FDB | \$4C92 | 0 |
| 7EBD | 9A82 | 03520 | FDB | \$9A82 | " |
| 7EBF | 7C   | 03530 | FCB | \$7C   | " |
| 7ECO | 3E48 | 03540 | FDB | \$3E48 | A |
| 7EC2 | 8848 | 03550 | FDB | \$8848 | " |
| 7EC4 | 3E   | 03560 | FCB | \$3E   | " |
| 7EC5 | 82FE | 03570 | FDB | \$82FE | B |
| 7EC7 | 9292 | 03580 | FDB | \$9292 | " |
| 7EC9 | 6C   | 03590 | FCB | \$6C   | " |
| 7ECA | 7C82 | 03600 | FDB | \$7C82 | C |
| 7ECC | 8282 | 03610 | FDB | \$8282 | " |
| 7ECE | 44   | 03620 | FCB | \$44   | " |
| 7ECF | 82FE | 03630 | FDB | \$82FE | D |
| 7ED1 | 8282 | 03640 | FDB | \$8282 | " |
| 7ED3 | 7C   | 03650 | FCB | \$7C   | " |
| 7ED4 | FE92 | 03660 | FDB | \$FE92 | E |
| 7ED6 | 9292 | 03670 | FDB | \$9292 | " |
| 7ED8 | 82   | 03680 | FCB | \$82   | " |
| 7ED9 | FE90 | 03690 | FDB | \$FE90 | F |
| 7EDB | 9090 | 03700 | FDB | \$9090 | " |
| 7EDD | 80   | 03710 | FCB | \$80   | " |
| 7EDE | 7C82 | 03720 | FDB | \$7C82 | G |
| 7EEO | 8292 | 03730 | FDB | \$8292 | " |
| 7EE2 | 9E   | 03740 | FCB | \$9E   | " |
| 7EE3 | FE10 | 03750 | FDB | \$FE10 | H |
| 7EE5 | 1010 | 03760 | FDB | \$1010 | " |
| 7EE7 | FE   | 03770 | FCB | \$FE   | " |
| 7EE8 | 0082 | 03780 | FDB | \$0082 | I |
| 7EEA | FE82 | 03790 | FDB | \$FE82 | " |
| 7EEC | 00   | 03800 | FCB | \$00   | " |
| 7EED | 0C02 | 03810 | FDB | \$0C02 | J |
| 7EEF | 0202 | 03820 | FDB | \$0202 | " |
| 7EF1 | FC   | 03830 | FCB | \$FC   | " |
| 7EF2 | FE10 | 03840 | FDB | \$FE10 | K |
| 7EF4 | 2844 | 03850 | FDB | \$2844 | " |
| 7EF6 | 82   | 03860 | FCB | \$82   | " |
| 7EF7 | FE02 | 03870 | FDB | \$FE02 | L |
| 7EF9 | 0202 | 03880 | FDB | \$0202 | " |
| 7EFB | 02   | 03890 | FCB | \$02   | " |
| 7EFC | FE40 | 03900 | FDB | \$FE40 | M |
| 7EFE | 3040 | 03910 | FDB | \$3040 | " |
| 7F00 | FE   | 03920 | FCB | \$FE   | " |
| 7F01 | FE40 | 03930 | FDB | \$FE40 | N |
| 7F03 | 2010 | 03940 | FDB | \$2010 | " |
| 7F05 | FE   | 03950 | FCB | \$FE   | " |
| 7F06 | 7C82 | 03960 | FDB | \$7C82 | O |
| 7F08 | 8282 | 03970 | FDB | \$8282 | " |
| 7FOA | 7C   | 03980 | FCB | \$7C   | " |
| 7FOB | FE90 | 03990 | FDB | \$FE90 | P |
| 7F0D | 9090 | 04000 | FDB | \$9090 | " |
| 7F0F | 60   | 04010 | FCB | \$60   | " |
| 7F10 | 7C82 | 04020 | FDB | \$7C82 | Q |
| 7F12 | 8A84 | 04030 | FDB | \$8A84 | " |
| 7F14 | 7A   | 04040 | FCB | \$7A   | " |
| 7F15 | FE90 | 04050 | FDB | \$FE90 | R |
| 7F17 | 9894 | 04060 | FDB | \$9894 | " |
| 7F19 | 62   | 04070 | FCB | \$62   | " |
| 7F1A | 44A2 | 04080 | FDB | \$44A2 | S |
| 7F1C | 928A | 04090 | FDB | \$928A | " |
| 7F1E | 44   | 04100 | FCB | \$44   | " |
| 7F1F | 8080 | 04110 | FDB | \$8080 | T |
| 7F21 | FE80 | 04120 | FDB | \$FE80 | " |
| 7F23 | 80   | 04130 | FCB | \$80   | " |
| 7F24 | FC02 | 04140 | FDB | \$FC02 | U |
| 7F26 | 0202 | 04150 | FDB | \$0202 | " |
| 7F28 | FC   | 04160 | FCB | \$FC   | " |
| 7F29 | E018 | 04170 | FDB | \$E018 | V |
| 7F2B | 0618 | 04180 | FDB | \$0618 | " |
| 7F2D | EO   | 04190 | FCB | \$EO   | " |
| 7F2E | FE04 | 04200 | FDB | \$FE04 | W |
| 7F30 | 1804 | 04210 | FDB | \$1804 | " |
| 7F32 | FE   | 04220 | FCB | \$FE   | " |
| 7F33 | C628 | 04230 | FDB | \$C628 | X |
| 7F35 | 1028 | 04240 | FDB | \$1028 | " |
| 7F37 | C6   | 04250 | FCB | \$C6   | " |
| 7F38 | C020 | 04260 | FDB | \$C020 | Y |
| 7F3A | 1E20 | 04270 | FDB | \$1E20 | " |
| 7F3C | CO   | 04280 | FCB | \$CO   | " |
| 7F3D | 868A | 04290 | FDB | \$868A | Z |
| 7F3F | 92A2 | 04300 | FDB | \$92A2 | " |
| 7F41 | C2   | 04310 | FCB | \$C2   | " |
| 7F42 | FE82 | 04320 | FDB | \$FE82 | ( |
| 7F44 | 8200 | 04330 | FDB | \$8200 | " |
| 7F46 | 00   | 04340 | FCB | \$00   | " |
| 7F47 | C020 | 04350 | FDB | \$C020 | \ |
| 7F49 | 1008 | 04360 | FDB | \$1008 | " |
| 7F4B | 06   | 04370 | FCB | \$06   | " |
| 7F4C | 0000 | 04380 | FDB | \$0000 | ] |
| 7F4E | 8282 | 04390 | FDB | \$8282 | " |
| 7F50 | FE   | 04400 | FCB | \$FE   | " |
| 7F51 | 2040 | 04410 | FDB | \$2040 | ^ |
| 7F53 | 8040 | 04420 | FDB | \$8040 | " |
| 7F55 | 20   | 04430 | FCB | \$20   | " |

Listing continued

# Shugart 5 1/4' Disk Drive

SA-405



## 184.95

Guaranteed for 270 days

6ms T-T, SS, SD or DD

### 5 1/4" Disk Drive Power Supplies



- Cases accommodate all standard 5 1/4" drives
- New chip resistant finish
- Over current and over voltage protection
- Dealer inquiries invited
- Call or write for quantity discounts
- Guaranteed in writing for 120 days

### Dual Power Supplies

- Horizontal 12x12x3 1/2 ..... \$74.95
- Vertical 7x12x6 ..... \$74.95
- Open Frame 7x2x3 w/o case ..... \$59.95
- Single Horiz PS - 6x12x3 1/2 ..... \$44.95
- Custom 4' 2 Drive Cable ..... \$21.00
- 4 Drive Cable ..... \$32.00
- Dual Case, Horiz. or Vert. (w/o PIS) ..... \$29.95
- Single Case, Horiz. (w/o PIS) ..... \$21.95

Terms: Personal checks allow 14 days, COD, MO., Certified Checks . . . Credit Cards add 3.5% Shipping and Handling: \$3.00 West and \$5.50 East states. All shipping UPS surface, other means extra. Canadian orders extra.

Send to:

C.P.R.

or call . . .

P.O. Box 834,

[208] 878-4797

Oak Harbor, WA 98277 ✓420

# PRO-COLOR-FILE

" . . . PRO-COLOR-FILE is a very sophisticated data base management program. . ." (Color Computer News, June 1983)

" . . . It's definitely a gigantic step for the serious CoCo users. . ." (Rainbow Magazine, June 1983)

If you can't believe the reviews of these leading magazines for the Color Computer, then there is nothing we can say to convince you of the versatility of PRO-COLOR-FILE. However. . .

IF you're in need of a program with the flexibility that lets you design your own records management system with up to 60 data fields, 4 data entry screens, 14 math equations, 5 custom report formats, and records lengths of up to 1020 bytes; AND that has the capability to duplicate records, index a file alphabetically on up to 3 fields simultaneously, print reports on a printer or the screen, select records using <, <=, >, >=, =, <> comparators individually or together with AND / OR relationships, obtain totals and averages, find any record out of a file of 1000 in 10 seconds or less, and utilize from 1 to 4 disk drives, THEN PRO-COLOR-FILE WILL FILL YOUR NEEDS!

Only \$79.95 + \$2.00 Shipping and Handling.

We accept VISA, MASTERCARD, Checks or Money Orders.

Call or write for more details:

DERRINGER SOFTWARE, Post Office Box 5300, Florence, S.C. 29502. Phone: (803) 665-5676 after 6:00 p.m. (EDT).

PRO-COLOR-FILE ©1983 Dennis Derringer.

\*TRS-80 is a trademark of the Tandy Corp.

# ENDICOTT SOFTWARE

## TAPE CAROUSEL

\$15.00 EACH

TWO OR MORE

\$13.50 EACH



Holds up to 25 cassettes in individual compartments. Units are stackable and revolve for easy access. Clear plastic sliding covers keep tapes dust-free (tapes not included).

## MARK DATA PRODUCTS

### SUPER - PRO REPLACEMENT KEYBOARD KIT

Best available! Smooth professional touch. Identical keyboard layout eliminates relearning key locations. Simple installation! No soldering or wiring. Professional appearing installation. Computers made after or about Oct. 1982 require adaptor.

KEYBOARD: \$69.95  
ADAPTER: \$4.95

## JOYSTICKS

DEALER & CLUB INQUIRIES INVITED

ONLY  
\$19.95



TWO FOR  
\$37.95

"In use, we found the ENDICOTT JOYSTICK to be smooth and responsive. . . built to last, the Endicott model is a solid buy".

"...provided the best feel of all the joysticks tested. . . (a) rugged unit at an affordable price."

80micro, March 1983  
the RAINBOW, October 1982 6 Month Warranty. No adaptor - plugs right in!

NEW DISCOUNTS ON SOFTWARE!

10% OFF LIST PRICE OF ONE

15% OFF LIST PRICE OF TWO OR THREE

20% OFF LIST PRICE OF FOUR OR MORE

We will not be undersold!

Send us any current ad showing a lower price than ours on anything we carry and we will honor it (mail order only). Don't forget, WE PAY SHIPPING!

We now carry disk versions! (Requires 32K unless otherwise noted).

### SPECTRAL ASSOCIATES

|  |           |           |
|--|-----------|-----------|
| COMPUVOICE A phoneme speech generation program | T \$34.95 | D \$39.95 |
| • LANCER A jousting good time                  | \$21.95   |           |
| • MS. GOBBLER Gobbler's female counterpart     | \$21.95   |           |
| WHIRLYBIRD RUN Great flying action             | \$21.95   |           |
| SPACE RACE Excellent Omega Race                | \$21.95   |           |

### COMPUTERWARE

|                                       |           |               |
|---------------------------------------|-----------|---------------|
| • GRAN PRIX Test your driving skill   | T \$21.95 | D \$26.95     |
| • MOON HOPPER Get to moonbase alive   | \$24.95   | \$29.95       |
| BLOC HEAD Tricky action               | \$26.95   | \$29.95 (16K) |
| HERBLE FORCE Excellent Defender clone | \$24.95   | \$29.95       |
| SYNTHETIC Music synthesizer           | \$21.95   | \$26.95       |
| MEGAPEDE Most challenging version     | \$21.95   | \$26.95       |
| SHARK TREASURE Don't get eaten!       | \$21.95   | \$26.95       |

### ANTECO SOFTWARE

|  |         |         |
|--|---------|---------|
| KATERPILLAR ATTACK   | T       | ROM PK  |
| 8-BALL (POOL) All balls shown. Full Cue control                      | \$26.95 | \$29.95 |
| INTERGALACTIC FORCE Experience trench warfare in your X-Wing fighter | \$24.95 | \$29.95 |

### ARIZIN

|  |           |           |
|--|-----------|-----------|
| COLORKIT Full of powerful software development tools, aids, bells and whistles | T \$29.95 | D \$34.95 |
|--|-----------|-----------|

### ELITE SOFTWARE

|   |           |           |
|---|-----------|-----------|
| • ZAKSUND Fantastic!  | T \$24.95 | D \$27.95 |
| ELITE.CALC (16, 32, 64K) Spreadsheet                              | \$44.95   | \$44.95   |
| COGNITEC  |           |           |
| TELEWRITER 64 (for 16, 32 or 64K) THE word processor for the CoCo | T \$49.95 | D \$59.95 |

Additional listings in our free catalog - call or write.

\*Requires 16K Ext. Basic Minimum. \*Requires 32K Ext. Basic Minimum. Others 16K Std. Basic Minimum.

## WE PAY SHIPPING!

Other companies ask you to ADD \$1, \$2, \$3, or more for shipping WE NEVER do to U.S.A., Canada, Mexico. Add \$2.00 for C.O.D. (U.S.A. Only). Allow 2 weeks for checks to clear.

SHIPPING ALL OTHER COUNTRIES: Add \$2.00 for each software item. Add \$3.00 for each Joystick, \$10.00 for each carousel. Items will be shipped air mail.

ALL PAYMENTS MUST BE IN U.S. FUNDS

## ENDICOTT SOFTWARE

P.O. Box 12543, Huntsville, AL 35802

(205) 881-0506

PHONE OPEN 7 DAYS A WEEK!



### TOM MIX

|   |           |           |
|---|-----------|-----------|
| TRAP FALL Many Pitfalls here!             | T \$27.95 | D \$30.95 |
| THE FROG                                  | \$27.95   | \$30.95   |
| • GRABBER                                 | \$27.95   | \$30.95   |
| • SPACE SHUTTLE Control the Space Shuttle | \$26.95   | \$29.95   |
| • DONKEY KING 4 Screens Full action!      | \$26.95   | \$29.95   |
| THE FIXER Loads 800 hex. programs to disk | \$17.95   |           |
| DISK TO TAPE Dump most disks to tape      | \$17.95   |           |
| TAPE TO DISK Load most tapes to disk      | \$17.95   |           |

PRICKLY-PEAR SOFTWARE TAKE 15% OFF THE LIST PRICE!

|                                     |           |           |
|-------------------------------------|-----------|-----------|
| SHAFT New arcade game               | T \$24.95 | D \$29.95 |
| "JUNGLE Ad-venture"                 | \$19.95   | \$24.95   |
| • FLIGHT Realistic flight simulator | \$19.95   | \$24.95   |
| THE DISK MANAGER A must!            | \$29.95   | \$29.95   |
| THE DISK MASTER Excellent!          | \$24.95   | \$24.95   |

### MARK DATA PRODUCTS

|                                 |           |           |
|---------------------------------|-----------|-----------|
| EL BANDITO Get the lead and run | T \$24.95 | D \$29.95 |
| GLAXXONS Excellent adaptation   | \$24.95   | \$29.95   |
| HAYWIRE Will drive you BERRER!  | \$24.95   | \$29.95   |

### PETROCCI FREELANCE ASSOCIATES

|   |           |   |
|---|-----------|---|
| • INSPECTOR CLUESEAU Find the murderer in this excellent graphic adaptation of Clue | T \$19.95 | D |
| • STAGECOACH Graphic Adventure  | \$19.95   |   |
| • STRESS EVALUATOR Measure and manage your stress                                   | \$24.95   |   |

every time the CHROUT routine is called. It must be even, as the SAM can only start graphics pages on a 512-byte boundary. It does not necessarily have to be the start of text, but can be the address of the graphics page you happen to be using.

The next 4 bytes are related. The first 2 bytes, SBEG, at \$F6 (246) contain the beginning address of the place where text will be put. This must be on a 256-byte boundary. The next 2 bytes, SEND, at \$F8 (248) contain the end address of the text screen. It, too, must be divisible by 256. The number of lines is defined as (SEND-SBEG)/256. The default for these is \$600 for SBEG and \$1E00 for SEND, or the beginning and end of the first four graphics pages.

Let me explain how to change these by giving you an example. Let's say that you want to write an adventure game in Basic. You want the screen to be split, with the top five-sixths graphics and the bottom sixth four lines of text. You want to use the Basic graphics, so the start of displayed memory would be \$600.

Displaying the four lines of text on the bottom of the screen requires 4 \* 256 bytes, or \$400 bytes, with the end of the screen at \$1E00. Therefore, the begin-

ning of the text screen would have to be \$1E00-\$400, or \$1A00. You would then set DSET to 6 (the most-significant byte of the address of the start of the graphics memory). You would set SEND to \$1E00 (the end of graphics memory) and SBEG to \$1A00 (the beginning of your new text screen). Then you would call Start2.

For example, the first line of your program might look like this:

```
10 PMODE4,1:PCLS:POKE245,6:
POKE246,26:POKE248,30:EXEC31930
```

It is very important that you call Start2 after you modify either SBEG or SEND. Otherwise, the CHROUT routine could crash the system. Also, notice that I did not have to clear the least-significant bytes of SEND or SBEG—they should always be cleared, anyway.

### Installation


To install this program on your system, you can type it into the ED-TASM+ program pack, assemble it, and save it on tape. You can also POKE the object code directly into memory using a monitor or Basic program. One such program might look like this:

```
10 CLEAR200,31918
20 FOR X = 31919 TO 32767
30 READ A$
40 POKE X, VAL("&H"+A$)
50 NEXT X
60 DATA CC, 06, 00, 97, F5,
DD, F6, 8B, 18, DD, F8...
```


I recommend that you save the Basic program after you type it in and before you run it. After saving the program, run it, and type EXEC 31919. You should immediately go into the new text mode. List your program on it, then print all 96 characters with FORX = 32TO127:PRINTCHR\$(X);:NEXTX. Make sure they all look right, and modify them if necessary. Then save the routine to cassette with CSAVEM "CHROUT", 31919, 32767, 31919.

Whenever you want to use the modification, just type CLEAR200, 31918: CLOADM:EXEC and set up the cassette to load the program. Please note two things, however: Start2 is at 31930, and for a 16K machine, subtract 16384 from all addresses referencing the program. ■

Write Tomas Rokicki at Box 244, Wolfe City, TX 75496.



## THE GREATEST SOFTWARE DEAL ON EARTH!




Tame your computer without breaking your wallet's spirit!  
Quality programs on tape or disk for the price of peanuts!

A subscription to **Chromasette Magazine** consists of 6 to 8 ready-to-load useful, practical, and fun programs delivered by First Class Mail every month. Programs like Curve Fit, Diggem, Graph Text, List Mod, Robot Run, House Adventure, and Keep Text.

Treat yourself to a great show — get a subscription to **Chromasette Magazine**. Or catch a single act and try a back issue. You'll be delighted by the tricks your computer will do!

|  | Disk    | Tape    |  |
|--|---------|---------|--|
| <b>The Bottom Line:</b> 1 year (12 issues) | \$95.00 | \$50.00 | Calif. residents add 6% to single copies                                     |
| 6 months (6 issues)                        | \$55.00 | \$30.00 | North America — First Class postage included.                                |
| Single Copies                              | \$11.00 | \$ 6.00 | Overseas — add \$10 to subscriptions and \$1 to single copies. Sent AO rate. |

**The Fine Print:** All issues from July 1981 available — ask for list. Programs are for the Extended BASIC model and occasionally for disks.



# Chromasette

MAGAZINE ✓102

P.O. Box 1087 Santa Barbara, CA 93102 (805) 963-1066 MasterCard/Visa

Listing continued

|      |      |       |     |       |
|------|------|-------|-----|-------|
| 7F56 | 0101 | 04440 | FDB | #0101 |
| 7F58 | 0101 | 04450 | FDB | #0101 |
| 7F5A | 01   | 04460 | FCB | #01   |
| 7F5B | 0080 | 04470 | FDB | #0080 |
| 7F5D | 4020 | 04480 | FDB | #4020 |
| 7F5F | 00   | 04490 | FCB | #00   |
| 7F60 | 1C22 | 04500 | FDB | #1C22 |
| 7F62 | 223C | 04510 | FDB | #223C |
| 7F64 | 02   | 04520 | FCB | #02   |
| 7F65 | FE12 | 04530 | FDB | #FE12 |
| 7F67 | 2222 | 04540 | FDB | #2222 |
| 7F69 | 1C   | 04550 | FCB | #1C   |
| 7F6A | 1C22 | 04560 | FDB | #1C22 |
| 7F6C | 2222 | 04570 | FDB | #2222 |
| 7F6E | 04   | 04580 | FCB | #04   |
| 7F6F | 1C22 | 04590 | FDB | #1C22 |
| 7F71 | 2212 | 04600 | FDB | #2212 |
| 7F73 | FE   | 04610 | FCB | #FE   |
| 7F74 | 1C2A | 04620 | FDB | #1C2A |
| 7F76 | 2A2A | 04630 | FDB | #2A2A |
| 7F78 | 18   | 04640 | FCB | #18   |
| 7F79 | 0010 | 04650 | FDB | #0010 |
| 7F7B | 7E90 | 04660 | FDB | #7E90 |
| 7F7D | 40   | 04670 | FCB | #40   |
| 7F7E | 1825 | 04680 | FDB | #1825 |
| 7F80 | 2525 | 04690 | FDB | #2525 |
| 7F82 | 1E   | 04700 | FCB | #1E   |
| 7F83 | FE20 | 04710 | FDB | #FE20 |
| 7F85 | 201E | 04720 | FDB | #201E |
| 7F87 | 00   | 04730 | FCB | #00   |
| 7F88 | 0000 | 04740 | FDB | #0000 |
| 7F8A | BE00 | 04750 | FDB | #BE00 |
| 7F8C | 00   | 04760 | FCB | #00   |
| 7F8D | 0402 | 04770 | FDB | #0402 |
| 7F8F | 22BC | 04780 | FDB | #22BC |
| 7F91 | 00   | 04790 | FCB | #00   |
| 7F92 | FE08 | 04800 | FDB | #FE08 |
| 7F94 | 1422 | 04810 | FDB | #1422 |
| 7F96 | 00   | 04820 | FCB | #00   |
| 7F97 | 0000 | 04830 | FDB | #0000 |
| 7F99 | FE00 | 04840 | FDB | #FE00 |
| 7F9B | 00   | 04850 | FCB | #00   |
| 7F9C | 1E20 | 04860 | FDB | #1E20 |
| 7F9E | 1E20 | 04870 | FDB | #1E20 |
| 7FA0 | 1E   | 04880 | FCB | #1E   |
| 7FA1 | 3E10 | 04890 | FDB | #3E10 |
| 7FA3 | 2020 | 04900 | FDB | #2020 |
| 7FA5 | 1E   | 04910 | FCB | #1E   |
| 7FA6 | 1C22 | 04920 | FDB | #1C22 |
| 7FA8 | 2222 | 04930 | FDB | #2222 |
| 7FAA | 1C   | 04940 | FCB | #1C   |
| 7FAB | 3F24 | 04950 | FDB | #3F24 |
| 7FAD | 2424 | 04960 | FDB | #2424 |
| 7FAF | 18   | 04970 | FCB | #18   |
| 7FB0 | 1824 | 04980 | FDB | #1824 |
| 7FB2 | 2424 | 04990 | FDB | #2424 |
| 7FB4 | 3F   | 05000 | FCB | #3F   |
| 7FB5 | 3E10 | 05010 | FDB | #3E10 |
| 7FB7 | 2020 | 05020 | FDB | #2020 |
| 7FB9 | 00   | 05030 | FCB | #00   |
| 7FBA | 122A | 05040 | FDB | #122A |
| 7FBC | 2A2A | 05050 | FDB | #2A2A |
| 7FBE | 04   | 05060 | FCB | #04   |
| 7FBF | 207C | 05070 | FDB | #207C |
| 7FC1 | 2204 | 05080 | FDB | #2204 |
| 7FC3 | 00   | 05090 | FCB | #00   |
| 7FC4 | 3C02 | 05100 | FDB | #3C02 |
| 7FC6 | 0204 | 05110 | FDB | #0204 |
| 7FC8 | 3E   | 05120 | FCB | #3E   |
| 7FC9 | 3804 | 05130 | FDB | #3804 |
| 7FCB | 0204 | 05140 | FDB | #0204 |
| 7FCD | 38   | 05150 | FCB | #38   |
| 7FCE | 3C02 | 05160 | FDB | #3C02 |
| 7FD0 | 0C02 | 05170 | FDB | #0C02 |
| 7FD2 | 3C   | 05180 | FCB | #3C   |
| 7FD3 | 2224 | 05190 | FDB | #2224 |
| 7FD5 | 3E12 | 05200 | FDB | #3E12 |
| 7FD7 | 22   | 05210 | FCB | #22   |
| 7FD8 | 3805 | 05220 | FDB | #3805 |
| 7FDA | 0505 | 05230 | FDB | #0505 |
| 7FDC | 3E   | 05240 | FCB | #3E   |
| 7FDD | 2226 | 05250 | FDB | #2226 |
| 7FDF | 2A32 | 05260 | FDB | #2A32 |
| 7FE1 | 22   | 05270 | FCB | #22   |
| 7FE2 | 106C | 05280 | FDB | #106C |
| 7FE4 | 8282 | 05290 | FDB | #8282 |
| 7FE6 | 00   | 05300 | FCB | #00   |
| 7FE7 | 0000 | 05310 | FDB | #0000 |
| 7FE9 | FF00 | 05320 | FDB | #FF00 |
| 7FEB | 00   | 05330 | FCB | #00   |
| 7FEC | 0082 | 05340 | FDB | #0082 |
| 7FEE | 826C | 05350 | FDB | #826C |
| 7FF0 | 10   | 05360 | FCB | #10   |
| 7FF1 | 3040 | 05370 | FDB | #3040 |
| 7FF3 | 2010 | 05380 | FDB | #2010 |
| 7FF5 | 60   | 05390 | FCB | #60   |
| 7FF6 | AA55 | 05400 | FDB | #AA55 |
| 7FF8 | AA55 | 05410 | FDB | #AA55 |
| 7FFA | AA   | 05420 | FCB | #AA   |
| 7FFB | FFFF | 05430 | FDB | #FFFF |
| 7FFD | FFFF | 05440 | FDB | #FFFF |
| 7FFF | FF   | 05450 | FCB | #FF   |
|      | 8000 | 05460 | EQU | *     |
|      | 7CAF | 05470 | END | 31919 |

00000 TOTAL ERRORS

UNDERScore

ACCENT

a

b

c

d

e

f

g

h

i

j

k

l

m

n

o

p

q

r

s

t

u

v

w

x

y

LEFT BRACKET

VERTICAL BAR

RIGHT BRACKET

TILDE

RUBOUT

CURSOR

|        |      |
|--------|------|
| CHRIN  | 7CD8 |
| CHROUT | 7D0D |
| CHRPR  | 7D12 |
| CINCN1 | 7CDF |
| CINLPI | 7CE8 |
| CINOFF | 7CF8 |
| CINOUT | 7CFF |
| CHSK   | 0001 |
| CONT1  | 7DEE |
| CPRCN1 | 7D36 |
| CPRON  | 7D30 |
| CPRTLL | 7D27 |
| DSET   | 00F5 |
| END    | 8000 |
| EXITOU | 7D80 |
| H      | 00F3 |
| INJP   | 7D45 |
| LP1    | 7DE3 |
| LP2    | 7DDD |
| MSK    | 0000 |
| NXCK   | 7D8D |
| OF1    | 7D7B |
| OKAY   | 7D9C |
| OKAY2  | 7E08 |
| ON     | 7DEC |
| OUT1   | 7E0F |
| SBEG   | 00F6 |
| SEND   | 00F8 |
| SINGOU | 7DA4 |
| SLP1   | 7D5E |
| SLP2   | 7D74 |
| SLPCK  | 7D6C |
| SPEC   | 7D85 |
| START  | 7CAF |
| START2 | 7CBA |
| STLP1  | 7CC3 |
| TBL1   | 7E13 |
| TBL2   | 7E1B |
| UPDT   | 7D7E |
| V      | 00F4 |
| VECTR1 | 0168 |
| VECTR2 | 0168 |

# CHATTANOOGA CHOO CHOO SOFTWARE



Your One Stop Station Track 29  
For Computer Programs

**Buy 2 Programs Get 10% OFF**

**Datasoft Inc.**  
Zaxxon (32K) ~~\$39.95~~ \$35.95  
Moon Shuttle ~~\$34.95~~ \$29.95  
(Tape or Disk)

**Soft Sector Marketing**  
Color Caterpillar, Death Trap, Master Control II \$19.95  
**Anteco Software**  
Intergalactic Force Pinball & 8 Ball \$24.95 ea.  
(on Rom Pac \$29.95 ea.)

**Prickley-Pear Software 15% Off**  
\*Vikings, \*Flight (32K), Jungle \$19.95 \$16.95 ea.  
NEW! Shaft ~~\$24.95~~ \$21.20  
NEW! Adventure Int'l, Sea Dragon (32K) \$34.95  
NEW! Fire Copter (16K) \$24.95

**Tom Mix Software**  
\*Donkey King (32K) \$24.95 ea.  
\*Protectors (32K) \$27.95  
NEW! Trapfall, Frog \$27.95  
**Computerware**  
Doodle Bug \$24.95  
NEW! Bloc Head \$26.95  
Shark Treasure \$21.95

**Mark Data Products**  
Super Pro Keyboard \$69.95  
\*Astro Blast \*Cave Hunter and \*Haywire \$24.95 ea.  
**Spectral Associates**  
Ghost Gobbler Planet Invasion Space Race Galax Attaxx \$24.95 \$19.95 ea.

\*Also available on disk (32K) at extra charge. All programs 16K on cassette unless otherwise stated.

Send for free complete catalog and descriptions! WE pay postage within the U.S. and Canada TN residents add 6.25% sales tax COD add \$2.00

**MasterCard** (615) 875-8856 **VISA**  
P.O. Box 15892  
Chattanooga, TN 37415

## Computer Island Presents THE BEST IN SOFTWARE FOR KIDS!

|  |          |         |
|--|----------|---------|
| CIRCUS ADVENTURE   | 16K      | \$ 9.95 |
| SCHOOLMAZE ADVENTURE   | 16K      | \$11.95 |
| LIGHTPEN and 16K Ext. Software   |          | \$34.95 |
| FOREIGN LANGUAGE BASEBALL Spanish, French or Italian (specify)   | 16K Ext. | \$11.95 |
| MONEYPAK   | 32K Ext. | \$22.95 |
| 2 Programs teach the use of money to purchase items displayed and to buy from a fast food menu. Includes play money. |          |         |

**BEYOND WORDS** 32K Ext. \$19.95 Each  
3 Part menu driven program with tutorials and grade appropriate subtests and reviews. Over 400 questions, 800 words, modifiable.  
• Beyond Words I - Grades 3-5  
• Beyond Words II - Grades 6-8  
• Beyond Words III - Grades 9-12

**VOCABULARY BUILDERS** 32K Ext. \$19.95 Each  
4 Part multiple choice format. 200 questions, 1000 words. User modifiable.  
• Vocab. Builder I - Grades 3-5  
• Vocab. Builder II - Grades 6-8  
• Vocab. Builder III - Grades 9-12

**COMPUTER ISLAND, Dept. H**  
227 Hampton Green, Staten Island, NY 10312

Add \$1.00 S/H - N.Y. Add Proper Tax  
Send for catalog of other programs

TRS-80 COLOR COMPUTER TDP SYSTEM 100  
a trademark of TANDY CORP.

# MELODY MASTER

Can you use the CoCo's graphics and sound potential as an introduction to the piano and basic music? Beginning piano students might find this program quite helpful.

Melody Master displays a two-octave piano keyboard and two musical staves in G clef. The top staff corresponds to the black keys (sharps), and the bottom staff corresponds to the white keys. Underneath the keyboard display are letters that represent each note on the keyboard. When you press a key on the computer, the corresponding note blinks on the staff, as well as on the piano keyboard (see Fig. 1).

The program employs high-resolution graphics. The DRAW command creates the white piano keys and the notes on the staff. The LINE command creates the staves and the black keys.

The notes and the piano keys blink because they change from their original color (green), and back again. As a result, each note is always there, but it momentarily blends in with the background, giving the impression that both the note and the piano key are blinking.

The letters underneath the piano keyboard are not text; they have been drawn. If you would like to experiment drawing letters, they are on lines 200-220.

Would you like to play the piano, but don't have one? This program is the next best thing.

There are problems that arise in using the letter on a computer key to represent a note of the same name. For example, the C on the keyboard could represent a C note, but is that low, middle, or high C? And what do you do for C#?

As the most practical aid to piano students then, we assigned variables to each note in order to have the fingering on the computer keyboard correspond as closely as possible to the fingering on the piano keyboard. Therefore, ignore the letters and numbers on the computer keys and imagine they are piano keys. Table 1 lists each note and its corresponding computer key. ■

*Address correspondence to Eddie and Daniel Caggiani, RFD #2, Box 164J, Peterborough, NH 03458.*

**System Requirements**  
**16K RAM**  
**Extended Color Basic**




Figure 1. The Piano Keyboard

# Setting The Standards

## WHAT THEY ARE SAYING ABOUT COLORPEDE

forefront of the pack. the Rainbow, Dec. '82 an outstanding offer. N. Vernon, IN the best graphics I have seen to date. Erie, PA  
It is great! Dayton, OH the best graphics and playability of any color computer game. McKeesport, PA



## COLORPEDE

This truly outstanding engineer designed, 100% machine language game with multi-colored high resolution characters and fast action will challenge the most avid arcade buff. Can be played by 1 or 2 players controlled with joy sticks or key board. Joy stick control is fast, smooth and accurate. As COLORPEDE slithers through the toad stools, you attempt to destroy the COLORPEDE, knock out the menacing Bouncing Bug and eliminate toad stools while accumulating higher and higher scores. Demonstration mode with top 5 scores. Pause feature. For 16K Color Computer and TDP-100.

**Cassette-\$29.95**

**Disk-\$34.95**



## ROBOTTACK

Ultra fast arcade action with colorful high resolution graphics. You are the super human who must fight off the attacking robots and save the remaining humans from destruction. You have super powers, can shoot in any direction and move anywhere on the screen to accomplish your vital mission.

Engineer designed, 100% machine language. Can be played by 1 or 2 players with joy stick control. Top 5 scores displayed. Pause feature. For 16K Color Computer and TDP-100 with joy sticks.

**Cassette-\$24.95**

**Disk-\$27.95**

### TO ORDER:

VISA, MASTERCARD, Money Order. Please allow 2 weeks for checks. Add \$1.50 for shipping, \$3.00 outside U.S. 4% tax in Mich.



# intracolor

## COMMUNICATIONS

P.O. Box 1035, East Lansing, MI 48823  
(517) 351-8537

DEALER INQUIRIES INVITED

QUALITY PROGRAMS SOLICITED

| Variable<br>(Computer Key) | Note |
|----------------------------|------|
| Q                          | F    |
| 2                          | F#   |
| W                          | G    |
| 3                          | G#   |
| E                          | A    |
| 4                          | A#   |
| R                          | B    |
| T                          | C    |
| 5                          | C#   |
| Y                          | D    |
| 6                          | D#   |
| U                          | E    |
| 1                          | F    |
| 7                          | F#   |
| O                          | G    |
| 8                          | G#   |
| P                          | A    |
| 9                          | A#   |
| A                          | B    |
| S                          | C    |
| 0                          | C#   |
| D                          | D    |
| :                          | D#   |
| F                          | E    |
| G                          | F    |
| -                          | F#   |
| H                          | G    |
| left arrow key             | G#   |
| J                          | A    |
| right arrow key            | A#   |

Table 1. Keyboard Chart

Lines 10-60 are REM statements giving credit to the programmers.  
 Line 70 sets up into the graphics mode.  
 Lines 80-110 set up the piano display.  
 Lines 120-130 create the staff, using the LINE command.  
 Lines 140-160 draw the white notes on the bottom staff.  
 Lines 170-190 draw the sharp sign on the top staff and the black notes.  
 Lines 200-220 place the letters underneath the piano keyboard.  
 Lines 230-540 set up the manual controls using INKEY\$. These lines contain the sound of the note and the command to make each note blink.  
 Line 550 sounds the note. If you want to change the duration of the note, simply edit this line. To lengthen the sound of the note, increase the last number in the line; to shorten it, decrease the number.  
 Line 560 returns to line 230 so you can choose another note.

Table 2. Program Operations

```

130 LINE(0,85)-(255,85),PSET:LINE
E(0,65)-(255,65),PSET:LINE(0,70)
-(255,70),PSET:LINE(0,75)-(255,7
5),PSET:LINE(0,80)-(255,80),PSET
:LINE(0,35)-(255,35),PSET:LINE(0
,25)-(255,25),PSET:LINE(0,45)-(2
55,45),PSET:LINE(0,40)-(255,40),
PSET:LINE(0,30)-(255,30),PSET
140 DRAW"C6;BM8,92;D16;L4;U4;R4;
BM5,95;R6;BM5,99;R6;BM2,106;R10"
:DRAW"BM23,87;D16;L4;U4;R4;BM20,
92;R6;BM20,95;R6":DRAW"BM38,83;D
16;L4;U4;R4;BM35,91;R6;BM33,97;R
10":DRAW"BM53,80;D16;L4;U4;R4;BM
50,90;R6":DRAW"BM68,77;D16;L4;U4
;R4;BM63,91;R10"
150 DRAW"C6;BM83,74;D16;L4;U4;R4
":DRAW"BM98,71;D16;L4;U4;R4":DRA
W"BM113,69;D16;L4;U4;R4":DRAW"BM
128,66;D16;L4;U4;R4":DRAW"BM143,
63;D16;L4;U4;R4":DRAW"BM154,87;U
10;R4;U4;L4;D4":DRAW"BM169,84;U1
0;R4;U4;L4;D4":DRAW"BM184,82;U10
;R4;U4;L4;D4"
160 DRAW"C6;BM199,79;U10;R4;U4;L
4;D4":DRAW"BM214,77;U10;R4;U4;L4
;D4":DRAW"BM229,74;U10;R4;U4;L4;
D4":DRAW"BM244,71;U10;R4;U4;L4;D
4;BM241,59;R9"
170 LINE(2,31)-(2,40),PSET:LINE(
1,33)-(9,33),PSET:LINE(7,31)-(7,
40),PSET:LINE(1,38)-(9,38),PSET:
DRAW"BM14,47;D17;L4;U4;R4;BM12,5
1;R6;BM12,54;R6;BM8,62;R10":DRAW
"BM30,45;D17;L4;U4;R4;BM28,49;R6
;BM28,53;R6"
180 DRAW"BM46,43;D17;L4;U4;R4;BM
44,49;R6;BM40,58;R10":DRAW"BM76,
37;D17;L4;U4;R4;BM71,52;R10":DRA
W"BM92,33;D17;L4;U4;R4":DRAW"BM1
22,30;D15;L4;U4;R4":DRAW"BM138,2
7;D15;L4;U4;R4":DRAW"BM157,24;D1
5;L4;U4;R4":DRAW"BM184,49;U14;R4
;U4;L4;D4"
190 DRAW"BM197,46;U14;R4;U4;L4;D
4":DRAW"BM217,43;U16;R4;U4;L4;D4
":DRAW"BM232,40;U16;R4;U4;L4;D4"

```

Program Listing. Melody Master

```

10 ':::::::::::::::::::::::::::
20 ' MELODY-MASTER :
30 ' BY; :
40 ' DANIEL & EDDIE:
50 ' CAGGIANI :
60 ':::::::::::::::::::::::::::
70 PMODE 3,1:PCLS :SCREEN1,1
80 LINE(0,120)-(255,120),PSET:LI
NE(0,177)-(255,177),PSET
90 DRAW"BM0,120;D57;R15;U57;R15;
D57;R15;U57;R15;D57;R16;U57;R15;
D57;R15;U57;R15;D57;R15;U57;R15;
D57;R15;U57;R15;D57;R15;U57;R15;
D57;R15;U57;R15;D57;R15;U57"
100 LINE(11,120)-(17,156),PSET,B
F:LINE(26,120)-(33,156),PSET,BF:
LINE(43,120)-(48,156),PSET,BF:LI
NE(72,120)-(78,156),PSET,BF:LINE
(88,120)-(94,156),PSET,BF:LINE(1
16,120)-(123,156),PSET,BF:LINE(1
33,120)-(139,156),PSET,BF:LINE(1
49,120)-(155,156),PSET,BF
110 LINE(179,120)-(184,156),PSET
,BF:LINE(194,120)-(200,156),PSET
,BF:LINE(223,120)-(229,156),PSET
,BF:LINE(237,120)-(243,156),PSET
,BF:LINE(251,120)-(255,156),PSET
,BF
120 COLOR 3,4

```

Listing continued



## COCOCOPY

This all M/L Program will copy BASIC or M/L programs including most Auto Start Programs. It will supply the beginning, ending and offset addresses and allow you to change the load address for M/L programs. I/O errors are ignored so that bad tapes can be corrected. Programs can be renamed and the motor/audio functions are controlled from the keyboard.

CAT. NO. DM004 16K Ext \$12.95

## DATAMAIL

The ultimate cassette based mailing list program for home or business use. Fully customized data collection screen allows you to set your own field lengths and field titles. Fast machine language sort by any column in any field. Save all or any block of files for latter reading by DATAMAIL or your own letter program. Merge two or more lists, search by record number or key word in any column. One key commands for Input, Kill, Change, Print single records or any block of files, 1, 2, 3, or 4 across. 32 K holds about 300 files.

CAT. NO. DM003 16K Ext \$14.95

**BLANK KEYBOARD OVERLAYS 99¢ EACH**

SEND \$2.00 FOR OUR 25 PAGE CATALOGUE

Refunded with first order

We are dealers for the following fine companies: -

- ARK ROYAL GAMES
- COMPUTER ISLAND
- O.S.L. COMPUTER PRODUCTS
- DYNAMIC ELECTRONICS
- FRANK HOGG LABORATORIES
- HOMEBASE COMPUTER SYSTEMS
- HOME RUN COMPUTER PRODUCTS
- LITTLE BITS COMPUTING SERVICES
- MARK DATA PRODUCTS
- NELSON SOFTWARE SYSTEMS
- RAINBOW CONNECTION SOFTWARE
- SPEECH SYSTEMS
- SUGAR SOFTWARE
- THE PROGRAMMERS GUILD
- TOM MIX SOFTWARE
- WEST BAY COMPANY

**THE DATAMAN**

Box 431, Sta B  
Hamilton, Ontario  
Canada L8L 7W2  
1-416-529-1319

**ALL PRICES  
IN CANADIAN  
DOLLARS**

**BOOKS from  
SYBEX • BYTE • OSBORNE • RESTON**

ADD 3% SHIPPING - MINIMUM \$

# ELECTRONICS MADE EASY

WITH THE ELECTRONIC BREADBOARD

- Determine causes of circuit failure, reducing time spent troubleshooting.
- Test and analyze analog circuits.
- Evaluate voltages, currents, impedance and frequency response of any circuit.
- Save circuit designs on cassette tape.
- Learn and verify electronic theory by entering sample circuits.


And much more. This CAD program is one of the best you can buy. Ideal for any electronic doughboy. Order your Electronic Breadboard today. Color Computer 16K Cassette Tape Player 0441RC \$49.95 Also available for Apple\*\*

**CALL toll free: 1-800-258-5473**

Instant Software

355

Instant Software  
Rt. 101 & Elm Street  
Peterborough NH 03458



339B4B

\*TRS-80 is a trademark of the Radio Shack Division of Tandy Corporation.  
\*\*Apple is a registered trademark of Apple Computer, Inc.

# YORK 10™ CASSETTES DISKETTES



- LOWER PRICES
- LONGER LENGTHS

DATA TRAC C-06, C-12, C-24


From the leading supplier of Computer Grade Cassettes, new, longer length C-12's (6 minutes per side) provide the extra few feet needed for some 16K programs.

Premium 5-screw shell with leader — BASF tape

Internationally acclaimed. Thousands of repeat users.

Error Free • Money back Guarantee

CASSETTE STORAGE CADDY



Holds 12 cassettes w/o boxes Includes edge labels and Index card



TRACTOR FEED • DIE-CUT BLANK CASSETTE LABELS

**SPECIAL 500 C-12's 38¢ each**  
Shipping \$17.00/500  
w/labels add 4¢—w/boxes add 15¢



BASF Qualimetric Flexi-Disc—Lifetime Warranty.  
5 1/4" Single Side. Double Density, Soft-Sector.



**NEW! MICRO CASSETTES** in convenient short lengths.

MC-10 Same superior tape in premium shell  
MC-20 WITH LEADERS. Supplied complete with  
MC-30 box (fits Epson & Sharp micro drives)



Call: 213/710-1430 for IMMEDIATE SHIPMENT on Credit Card Orders.



**ORDER NOW ... MAIL TO: YORK 10™ Computerware**  
24573 Kittridge St., #HC, Canoga Park, CA 91307

ORDER FORM

| ITEM   | 1 DOZEN                           | 2 DOZEN                             | TOTAL |
|--|-----------------------------------|-------------------------------------|-------|
| C-06   | <input type="checkbox"/> 7.00     | <input type="checkbox"/> 13.00      |       |
| C-12   | <input type="checkbox"/> 7.50     | <input type="checkbox"/> 14.00      |       |
| C-24   | <input type="checkbox"/> 9.00     | <input type="checkbox"/> 17.00      |       |
| Hard Box   | <input type="checkbox"/> 2.50     | <input type="checkbox"/> 4.00       |       |
| Blank labels   | <input type="checkbox"/> 3.00/100 | <input type="checkbox"/> 20.00/1000 |       |
| Storage Caddy @ \$2.95 ea. Qty   |                                   |                                     |       |
| Flexi-Disc   | <input type="checkbox"/> 26.95/10 | <input type="checkbox"/> 120.00/50  |       |
| <b>MICRO CASS.</b>   | <b>1 DOZEN</b>                    | <b>2 DOZEN</b>                      |       |
| MC-10  | <input type="checkbox"/> 16.50    | <input type="checkbox"/> 32.50      |       |
| MC-20  | <input type="checkbox"/> 18.00    | <input type="checkbox"/> 34.50      |       |
| MC-30  | <input type="checkbox"/> 19.00    | <input type="checkbox"/> 36.00      |       |
|  | <b>SUB TOTAL</b>                  |                                     |       |
| Calif. residents add sales tax   |                                   |                                     |       |
| SHIPPING/HANDLING (any quant., except for Special)   |                                   |                                     | 3.50  |
| Outside 48 Continental States— Additional \$1 per caddy; per doz. cassettes or boxes; per 10 discs |                                   |                                     |       |
|  | <b>TOTAL</b>                      |                                     |       |

✓ 156  
Each std. cassette includes two YORK 10 labels only. Boxes are sold separately. We prefer to ship by UPS as being the fastest and safest. If you need shipment by Parcel Post, check here

NOTE: Additional charges outside 48 Continental States Shipments to AK, HI, and USA possessions go by Priority Mail, Canada & Mexico—Airmail, All others— Sea Mail

Check or M.O. enclosed  Charge to Credit Card:  VISA  MASTERCARD  
 PLEASE SEND QUANTITY DISCOUNTS

# HC

Card No. \_\_\_\_\_ Exp. \_\_\_\_\_

Name \_\_\_\_\_

Address \_\_\_\_\_

City \_\_\_\_\_ State/Zip \_\_\_\_\_

Signature \_\_\_\_\_ Phone \_\_\_\_\_

Computer make & model \_\_\_\_\_ Disk? (y/n) \_\_\_\_\_

```

: DRAW"BM247,37;U16;R4;U4;L4;D4;B
M244,19;R10"
200 DRAW"C3;BM5,182;D7;U7;R4;L4;
D3;R4": DRAW"BM19,182;D7;R6;U3;L2
;BM19,182;R6": DRAW"BM35,182;D7;U
7;R6;D7;U3;L4": DRAW"BM50,182;D7;
R6;U4;L6;U3;R5;D4;L5": DRAW"BM72,
182;L5;D7;R5": DRAW"BM82,182;D7;R
2;E4;H4;L1"
210 DRAW"BM102,182;L5;D3;R4;L4;D
4;R5": DRAW"BM117,182;L5;D3;R4;L4
;D4": DRAW"BM127,182;D7;R6;U3;L2;
BM127,182;R6": DRAW"BM142,182;D7;
U7;R6;D7;U3;L4": DRAW"BM157,182;D
7;R6;U4;L6;U3;R4;D4;L5": DRAW"BM1
77,182;L5;D7;R5"
220 DRAW"BM187,182;D7;R2;E4;H4;L
1": DRAW"BM208,182;L5;D3;R4;L4;D4
;R5": DRAW"BM223,182;L5;D3;R4;L4;
D4": DRAW"BM237,182;L5;D7;R6;U3;L
2": DRAW"BM248,182;D7;U7;R6;D6;U3
;R5;D4;U3;L5"
230 A$=INKKEY$: T=255
240 IF A$="" THEN 230
250 IF A$="Q" THEN DRAW"C5;BM0,12
0;D57;R15;U21": T=5 : DRAW"C4
;BM0,120;D57;R15;U21": DRAW"C5;BM
8,92;D16;L4;U4;R4;BM5,95;R6;BM5,
99;R6;BM2,106;R10": DRAW"C6;BM8,9
2;D16;L4;U4;R4;BM5,95;R6;BM5,99;
R6;BM2,106;R10"
260 IF A$="W" THEN DRAW"C5;BM15,1
56;D21;R15;U21": T=32: DRAW"C4;BM1
5,156;D21;R15;U21": DRAW"C5;BM23,
87;D16;L4;U4;R4;BM20,92;R6;BM20,
95;R6": DRAW"C6;BM23,87;D16;L4;U
4;R4;BM20,92;R6;BM20,95;R6"
270 IF A$="E" THEN DRAW"C5;BM30,1
56;D21;R15;U21": T=58: DRAW"C4;BM3
0,156;D21;R15;U21": DRAW"C5;BM38,
83;D16;L4;U4;R4;BM35,91;R6;BM33,
97;R10": DRAW"C6;BM38,83;D16;L4;U
4;R4;BM35,91;R6;BM33,97;R10"
280 IF A$="R" THEN DRAW"C5;BM45,1
56;D21;R15;U57": T=78: DRAW"C4;BM4
5,156;D21;R15;U57": DRAW"C5;BM53,
80;D16;L4;U4;R4;BM50,90;R6": DRA
W"C6;BM53,80;D16;L4;U4;R4;BM50,90
;R6"
290 IF A$="T" THEN DRAW"C5;BM60,1
20;D57;R15;U20": T=89: DRAW"C4;BM6
0,120;D57;R16;U20": DRAW"C5;BM68,
77;D16;L4;U4;R4;BM63,91;R10": DRA
W"C6;BM68,77;D16;L4;U4;R4;BM63,9
1;R10"
300 IF A$="Y" THEN DRAW"C5;BM76,1
77; R15;U21": T=108: DRAW"C4;BM
76,177;R15;U21": DRAW"C5;BM83,74;
D16;L4;U4;R4": DRAW"C6;BM83,74;D1
6;L4;U4;R4"
310 IF A$="U" THEN DRAW"C5;BM91,1
56;D21;R15;U57": T=125: DRAW"C4;BM
91,156;D21;R15;U57": DRAW"C5;BM98

```

```


,71;D16;L4;U4;R4": DRAW"C6;BM98,7
1;D16;L4;U4;R4"
320 IF A$="I" THEN DRAW"C5;BM106,
120;D57;R15;U21": T=133: DRAW"C4
;BM106,120;D57;R15;U21": DRAW"C5;
BM113,69;D16;L4;U4;R4": DRAW"C6;B
M113,69;D16;L4;U4;R4"
330 IF A$="O" THEN DRAW"C5;BM121,
156;D21;R15;U21": T=147: DRAW"C4;B
M121,156;D21;R15;U21": DRAW"C5;BM
128,66;D16;L4;U4;R4": DRAW"C6;BM1
28,66;D16;L4;U4;R4"
340 IF A$="P" THEN DRAW"C5;BM136,
156;D21;R15;U21": T=159: DRAW"C4;B
M136,156;D21;R15;U21": DRAW"C5;BM
143,63;D16;L4;U4;R4": DRAW"C6;BM1
43,63;D16;L4;U4;R4"
350 IF A$="A" THEN DRAW"C5;BM151,
156;D21;R15;U57": T=170: DRAW"C4;B
M151,156;D21;R15;U57": DRAW"C5;BM
154,87;U10;R4;U4;L4;D4": DRAW"C6;
BM154,87;U10;R4;U4;L4;D4"
360 IF A$="S" THEN DRAW"C5;BM166,
120;D57;R15;U21": T=176: DRAW"C4;B
M166,120;D57;R15;U21": DRAW"C5;BM
169,84;U10;R4;U4;L4;D4": DRAW"C6;
BM169,84;U10;R4;U4;L4;D4"
370 IF A$="D" THEN DRAW"C5;BM181,
156;D21;R15;U21": T=185: DRAW"C4;B
M181,156;D21;R15;U21": DRAW"C5;BM
184,82;U10;R4;U4;L4;D4": DRAW"C6;
BM184,82;U10;R4;U4;L4;D4"
380 IF A$="F" THEN DRAW"C5;BM196,
156;D21;R15;U57": T=193: DRAW"C4;B
M196,156;D21;R15;U57": DRAW"C5;BM
199,79;U10;R4;U4;L4;D4": DRAW"C6;
BM199,79;U10;R4;U4;L4;D4"
390 IF A$="G" THEN DRAW"C5;BM211,
120;D57;R15;U21": T=197: DRAW"C4;B
M211,120;D57;R15;U21": DRAW"C5;BM
214,77;U10;R4;U4;L4;D4": DRAW"C6;
BM214,77;U10;R4;U4;L4;D4"
400 IF A$="H" THEN DRAW"C5;BM226,
156;D21;R15;U21": T=204: DRAW"C4;B
M226,156;D21;R15;U21": DRAW"C5;BM
229,74;U10;R4;U4;L4;D4": DRAW"C6;
BM229,74;U10;R4;U4;L4;D4"
410 IF A$="J" THEN DRAW"C5;BM241,
156;D21;R15;U21": T=210: DRAW"C4;B
M241,156;D21;R15;U21": DRAW"C5;BM
244,71;U10;R4;U4;L4;D4;BM241,59;
R9": DRAW"C6; BM244,71;U10;R4;U4;
L4;D4;BM241,59;R9"
420 IF A$="2" THEN DRAW"C5;BM13,
122;D33;R3;U33": T=19: DRAW"C4;BM1
3,122;D33;R3;U33": DRAW"C5;BM14,4
7;D17;L4;U4;R4;BM12,51;R6;BM12,5
4;R6;BM8,62;R10": DRAW"C6;BM14,47
;D17;L4;U4;R4;BM12,51;R6;BM12,54
;R6;BM8,62;R10"
430 IF A$="3" THEN DRAW"C5;BM30,1
22;D33;R3;U33": T=45: DRAW"C4;BM30

```

```

,122;D33;R3;U33":DRAW"C5;BM30,45
;D17;L4;U4;R4;BM28,49;R6;BM28,53
;R6":DRAW"C6;BM30,45;D17;L4;U4;R
5;BM28,49;R6;BM28,53;R6"
440 IF A$="4"THEN DRAW"C5;BM45,1
22;D33;R3;U33":T=69:DRAW"C4;BM45
,122;D33;R3;U33":DRAW"C5;BM46,43
;D17;L4;U4;R4;BM44,49;R6;BM40,58
;R10":DRAW"C6;BM46,43;D17;L4;U4;
R4;BM44,49;R6;BM40,58;R10"
450 IF A$="5"THEN DRAW"C5;BM75,1
22;D33;R3;U33":T=99:DRAW"C4;BM75
,122;D33;R3;U33":DRAW"C5;BM76,37
;D17;L4;U4;R4;BM71,52;R10":DRAW"
C6;BM76,37;D17;L4;U4;R4;BM71,52;
R10"
460 IF A$="6"THEN DRAW"C5;BM90,1
22;D33;R3;U33":T=117:DRAW"C4;BM9
0,122;D33;R3;U33":DRAW"C5;BM92,3
3;D17;L4;U4;R4":DRAW"C6;BM92,33;
D17;L4;U4;R4"
470 IF A$="7"THEN DRAW"C5;BM120,
122;D33;R3;U33":T=140:DRAW"C4;BM
120,122;D33;R3;U33":DRAW"C5;BM12
2,30;D15;L4;U4;R4":DRAW"C6;BM122
,30;D15;L4;U4;R4"
480 IF A$="8"THEN DRAW"C5;BM135,
122;D33;R3;U33":T=153:DRAW"C4;BM
135,122;D33;R3;U33":DRAW"C5;BM13
8,27;D14;L4;U4;R4":DRAW"C6;BM138
,27;D15;L4;U4;R4"
490 IF A$="9"THEN DRAW"C5;BM150,
122;D33;R3;U33":T=165:DRAW"C4;BM
150,122;D33;R3;U33":DRAW"C5;BM15
7,24;D15;L4;U4;R4":DRAW"C6;BM157
,24;D15;L4;U4;R4"
500 IF A$="0"THEN DRAW"C5;BM180,
122;D33;R3;U33":T=180:DRAW"C4;BM
180,122;D33;R3;U33":DRAW"C5;BM18
5,50;U15;R4;U4;L4;D4":DRAW"C6;BM
185,50;U15;R4;U4;L4;D4"
510 IF A$="":THEN DRAW"C5;BM195,
122;D33;R3;U33":T=189:DRAW"C4;BM
195,122;D33;R3;U33":DRAW"C5;BM19
7,46;U14;R4;U4;L4;D4":DRAW"C6;BM
197,46;U14;;R4;U4;L4;D4"
520 IF A$="-"THEN DRAW"C5;BM225,
122;D33;R3;U33":T=200:DRAW"C4;BM
225,122;D33;R3;U33":DRAW"C5;BM21
7,43;U16;R4;U4;L4;D4":DRAW"C6;BM
217,43;U16;R4;U4;L4;D4"
530 IF A$=CHR$(8) THEN DRAW"C5;BM
240,122;D33;R3;U33":T=207:DRAW"C
4;BM240,122;D33;R3;U33":DRAW"C5;
BM232,40;U16;R4;U4;L4;D4":DRAW"C
6;BM232,40;U16;R4;U4;L4;D4"
540 IF A$=CHR$(9) THEN DRAW"C5;BM
253,122;D33;R2;U33":T=213:DRAW"C
4;BM253,122;D33;R2;U33":DRAW"C5;
BM247,37;U16;R4;U4;L4;D4;BM244,1
9;R10":DRAW"C6;BM247,37;U16;R4;U
4;L4;D4;BM244,19;R10"
550 SOUND T,2
560 GOTO 230
    
```

# buy a Tandon disk drive for your COCO



40 track fully compatible  
drive 0 includes a single sided Tandon disk,  
case and power supply, drive cable,  
and a Radio Shack drive controller board.  
**DRIVE 0 \$449. DRIVE 1 \$249.**

## DOUBLE HEADED DRIVES runs like two drives

**DRIVE 0 \$549 DRIVE 1 \$349**

## NEW! TANDON THINLINE drive 0 \$399. SPECIAL INTRODUCTORY OFFER

**64K UPGRADE KIT  
\$62.95**

**C.Itoh PROWRITER \$425.  
EPSON RX-80 \$399.  
Botek Printer adapter \$69.  
Use our watts line for a quote  
• TM Tandy Corp**

## COMPUKIT

1-713-480-8000 order line 1-800-231-6671  
16206D Hickory Knoll, Houston, Texas 77565

ordering information  
We accept Visa, Mastercard, Wire Transfers, and Certified Checks for quickest  
shipping. Orders received on personal checks are held for clearance.

BY PETER H. STOLOFF

# BSEARCH

I wrote BSearch as an aid for locating character strings and Basic commands in long programs. All too often I would have to make a change in a program but couldn't remember the line number.

Therefore, to find the line that had to be changed, I would list the program a few lines at a time until I found what I was looking for. This process seemed to take forever.

Now, I can call this routine and tell it what character sequence I'm looking for. If the sequence is found, the screen displays the first line in the Basic program containing the characters. Not only does it display what I've been searching for, but it does so in the edit mode, thus allowing me to make any necessary changes.

Failing to locate the string results in a "not found" message. Subsequent calls to BSearch with an empty target string will continue the search for the previously defined string, beginning on the next line of the program.

Another unique feature of the program is the use of a wild-card feature, which can be used in specifying the target string. Let's say you want to find all occurrences of the word "their," but your typing was inconsistent. Sometimes you typed it "thier," and at other times, "their." Specifying the target as "th!r" will search for the sequence "th" followed by any two characters and then the character "r."

Are you often searching for strings in long programs? Here's a program that will end the quest.

BSearch will also locate Basic statements. Basic commands are tokenized (encoded as 1- or 2-byte ASCII characters) before they are stored. Thus, a search for the character string, PRINT X, would fail because PRINT is stored as an ASCII 87 (hexadecimal).

My approach to the search for tokenized values was to tokenize the target string if the first character is a lowercase b. Therefore, when using the routine to search for Basic commands, don't forget to begin the expression of the target string with b.

When I developed the program, I wanted the search process to be initiated by pressing a key not normally used to enter data. I selected the down arrow for this purpose, but in order to use it, I had to change the way Basic handles input from the keyboard.

Basic's keyboard-scan routine uses an interrupt vector to tell it where to go during this process. BSearch alters this vector. Instead of returning to Basic after scanning the keyboard, program control is passed to the BSearch routine. This is accomplished by the RAM hook used in the first few lines of the

program.

Program lines 200-230 store the address of the BSearch routine in the memory locations normally used to vector Basic back from the keyboard scan. The original address is preserved for BSearch to return to Basic.

Notice that this routine overwrites itself by placing a RETURN (\$39) at the first location of the program after it has completed the initialization process. Attempts at reinitialization will simply result in a return to the calling program.

When the program scans the keyboard and detects a keypress, it passes control to the location labeled START in BSearch. Here it checks the A register, which will contain the ASCII code corresponding to the key pressed, for a down arrow (\$0A). If the key pressed is not \$0A, you return to Basic via the interrupt vector; otherwise, you begin the search process.

This process begins with the display of a prompt for the target string. The LINEINPUT routine located at \$A390 is used for entering the string into a

## System Requirements

16K RAM

Extended Color Basic  
Editor/Assembler (optional)

# ATOMTRONICS

products  
turn your  
**COCO**  
into something else

- WOLFBUG Machine Language Monitor ..... \$54.95  
Easy to operate—Installs inside case
- MORSE-PAK Morse Code Translator ..... 79.95  
Send & receive Morse code via computer  
Handles up to 60 wpm—Hard copy output
- COMM-PAK Plug in Serial Interface ..... 69.00
- COLOR FAN ..... 34.95
- 64K RAM Upgrade Kits ..... from \$59.95  
Available for all models  
of TRS-80 Color Computer

We stock a complete line of low-cost printer and floppy disk cables....complete service on stock and modified TRS-80 Color Computers.

VISA, MC, COD orders accepted


**ATOMIC CITY ELECTRONICS**  
3195 ARIZONA AVE.  
LOS ALAMOS, NM 87544 ✓493

(505) 662-9241 4:30-6:30PM MST

\* TM Technical Systems Consultants

# TRS-80 COMPUTERS

ALL PURE RADIO SHACK EQUIPMENT



**DISCOUNT**  
**15% AND UP**

- COMPUTERS
  - PRINTERS
  - ACCESSORIES
  - GAMES
- CALL FOR OUR COMPETITIVE PRICES ON OTHER MAJOR BRANDS

**FREE** PLEASE WRITE AND REQUEST ...  
• CUSTOMER DISCOUNT PRICE LIST  
• MANUFACTURE WARRANTIES

✓124

© TRS-80 TANDY CORPORATION

## PERRY COMPUTERS

Dept. No. G-7 137 NORTH MAIN ST., PERRY, MI 48872  
**FOR ORDERS CALL 1-800-248-3823**  
FOR INFORMATION CALL (517) 625-4161

Sugar  
Software



Auto Run is a utility program for the TRS-80\* Extended Basic Color Computer. It is used to add convenience and professionalism to your software.


Auto Run will help you create your title screen with the graphics editor. The graphics editor allows you to choose a background color and border style. Using the arrow keys and several other commands you can draw pictures, block letters and also include text.

Auto Run will generate a machine language loader program to precede your program on the tape. Then, to start up your program, simply type CLOADM to load in the Auto Run loader program, which will then automatically start itself up, display your title screen, load your program and then RUN or EXEC II. Also you may record a vocal or musical introduction preceding your program. The Auto Run loader will control the audio on/off.

Basic programs can be set to load anywhere in memory above \$600 (the PCLEAR 0 page).

Software authors. The Auto Run prefix may be appended to your software products.

Auto Run is \$19.95 and includes complete documentation and an assembly source listing.  
Requires 16K Extended Basic.



**Tape Information Management System**

A user-oriented, easy-to-use personal database management system for the TRS-80\* Color Computer with these outstanding features:

- \*keeps files of programs, names, addresses, birthdays
- \*recipes, class or club rosters, anything
- \*variable record and field lengths
- \*phrase substitution editor
- \*up to 8 user-definable fields
- \*M, sort (up to 3 fields), search and delete functions
- \*2 search modes—range and item
- \*user-definable printer format, for any printer
- \*up to 230 characters per record

For \$24.95 you get the database management system, our full documentation which includes a reference guide and a programmer's guide, and our 1981 Bibliography of articles relating to the Color Computer. Requires 16K Extended Basic. 32K recommended.

1982 TIMS Bibliography—\$9.95



A sensational and educational version of a popular party game for the TRS-80\* Color Computer.

For 1 to 10 players. Load a story into the computer. The players are asked to supply a noun, verb, part of body, celebrity, etc. which the program uses to complete the story. The story, which is displayed when all words are entered, will be hilarious. Silly Syntax requires 16K Extended Basic (32K for disk version). For \$19.95, you get a user guide and a tape containing the Silly Syntax game and 2 stories. You can create your own stories or order story tapes from the selection below.

Silly Syntax stories—Ten stories per tape.  
SS-001 - Fairy Tales SS-004 - Current Events  
SS-002 - Sing Along SS-006 - Adventure/Sci-Fi  
SS-003 - X-Flated SS-007 - Potpourri  
Each story tape is \$9.95. 10% off for 3 or more story tapes.  
Disk is \$24.95 for Silly Syntax and 2 stories or \$49.95 for Silly Syntax and all 82 stories.

Add \$1.00 per tape or disk for postage and handling. Ohioans add 5% sales tax. COD orders are welcome. Dealer inquiries invited.

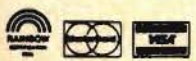
### Galactic Hangman



A great new twist to the popular, educational word guessing game for the Color Computer. Large (700 words) and sophisticated vocabulary. Or enter your own words, your child's spelling list, foreign language vocabulary, etc.

Outstanding high resolution graphics, animation and sound effects.

For \$17.95 you get both the 16K and 32K versions of Galactic Hangman.



**SUGAR SOFTWARE**  
2153 Leah Lane  
Reynoldsburg, Ohio 43068  
(814) 841-0585

\*TRS-80 is a trademark of Tandy Corp.

OH orders EMAIL to 70405, 1374

✓144



## DAISY WHEEL


New Smith Corona TP-1

True letter quality printer for less than the cost of an office typewriter! Priced \$500 less than other popular daisy wheel printers!

**SALE PRICE:**  
**\$499.**

### FEATURES:

- ★ Friction feed
- ★ 15 cps. 120 wpm
- ★ Changeable daisy wheels
- ★ Parallel or serial interface
- ★ Compatible with R/S. Apple, etc



**SUNLOCK SYSTEMS**  
4217 Carolina Ave  
Richmond, Va 23222

✓456

### ADDITIONAL PRINTER SPECIALS

| Epson      | Okidata   | Gemini   | C. Itoh      |
|------------|-----------|----------|--------------|
| RX80 \$399 | 82A \$419 | 10 \$319 | 8510AP \$399 |
| 80FT 449   | 83A 639   | 10S 409  | 1550P 699    |
| FX80 559   | 92 499    | 15 469   | F10-40 1149  |
| MX100 649  | 93 849    | 15S 559  | F10-55 1595  |

**WE WILL MEET ANY ADVERTISED COST IN-STOCK**

**TO ORDER CALL TOLL FREE 800-368-9191**

In Virginia call 804-321-9191

We accept MasterCard, Visa and CODs

buffer beginning at memory location \$2DD.

If the buffer is empty as the result of entering an empty string, this first location will contain a zero. The program uses this zero to indicate that the previously entered target string is to be used again. On the other hand, if the buffer is not empty, BSearch will copy its contents into BSearch's own buffer, labeled TGT.

Before the search begins, the program compares the first character in the target string to \$62, lowercase b. If it finds b there, the program tokenizes the buffer's contents using the procedure shown in program lines 590-650. It uses the subroutine, beginning at location \$B829 in the Basic ROM, for this purpose.

You are now ready to step through the Basic program in search of the target string. The section of the program labeled NEW performs this. Basic stores its pointer to the first line of the Basic code in location \$19. The first 2 bytes in each program line are pointers to the next line, providing a map for searching through the entire program. (If the pointers contain zeros, you've reached the end of the Basic program.)

BSearch stores the pointers as the variable THISX, which it then uses as a reentry point for the next line of Basic code, if the one you're on does not contain the target. Subsequent calls to BSearch following a successful match will resume the search at the next Basic line to which THISX points.

Lines 780-890 give the byte-for-byte comparison of the target string with the Basic code. To make the comparisons, the program initializes the pointer to the beginning of the target buffer when you start the search and when the character patterns do not match.

If the characters do match, the program checks the next character in the target buffer against the next in the Basic line, and so on, until it reaches either the end of the buffer or the end of the Basic line. Reaching the end of the buffer means that you have a match; reaching the end of the Basic line indicates that you do not.

If you reach the end of the last Basic line, the entire search has failed to come up with a match. If this happens, the program prints a status message and then clears Basic's input buffer before returning to Basic.

The string search program is written in 6809 Assembly language, using position-independent code. This means that it can be relocated anywhere in memory not used for other things.

Program Listing 1

```

00100 *****
00110 *
00120 *      BSEARCH
00130 *
00140 ** REPETITIVE STRING SEARCH
00150 ** WITHIN BASIC LINES
00160 *
00170 ** PETER H. STOLOFF **
00180 *****
00190 INIT      NOP          PLACE HOLDER
0000 12      0000      00200      LDX      $16B      RAM HOOK
0001 BE      016E      00210      STX      RTSV,PCR  PRESERVE RETURN
0004 AF      0D 000D  00220      LEAX     LEAM      START,PCR
0008 30      0D 001E  00230      STX      $16B      NEW ENTRY FOR ROM ROUTI
000C EF      016E
NE
000F 26      39      00240      LDA      #39      RTS INSTR
0011 A7      0C EC      00250      STA      INIT,PCR  PREVENT REINITIALIZATIO
N
0014 39      0000      00260      RTS      BACK TO BASIC
0015 0000      00270      RTSV     FDB      0          JMP LOC
0017 3E      02DD      00280      ERROR   LDX      #2DD     BASIC INPUT BUFFER
001A 26      20      00290      LDA      #20      SPACE
001C 6D      34      00300      CBUF     TST      ,X      END DATA?
001E 27      04      00310      BEQ     BVEC     BEQ     ,X+     REPLACE WITH SPACE
0020 A7      30      00320      STA      CBUF     CBUF
0022 20      F8      00330      BRA      [RTSV,PCR]  BACK TO BASIC
0024 6E      3D FFED  00340      BVEC     JMP      0          OLD VECTOR
0028 0000      00350      BVEC1   FDB      #30      DOWN ARROW?
002A 81      0A      00360      START   CMPA     BNE      BVEC     TO BASIC
002C 26      F8      00370      BNE
00380 *****BEGIN BSEARCH*****
002E 30      0D 009D  00390      SEARCH  LEAX     MSG,PCR  POINT TO MSG AREA
0032 A6      30      00400      MTOP    LDA      ,X+     GET CHR
0034 27      17      00410      BEQ     GETLN  END MSG
0036 6D      A30A      00420      JSR     $A30A  PRINT CHR
0039 20      F7      00430      BRA      MTOP   DO ANOTHER
003B DE      19      00440      AGAIN   LDU      $19     BEGIN LAST LN SEARCH
003D 27      40      00450      A1      BEQ     NEW     TOO FAR
003F 10AE  42      00460      LDY     2,UJ    LINE #
0042 33      04      00470      LEAU    [UJ]   UPDATE POINTER
0044 10AC  5D 0084  00480      CMPY    BOLD,PCR  OLD LN
0049 2C      36      00490      BGE     OLDSTR  PAST IT. OK
004B 20      F0      00500      BRA      A1
004D 0F      6F      00510      GETLN   CLR      $6F     SELECT SCREEN
004F BD      A390  00520      JSR     $A390  LINEINPUT
0052 7D      02DD  00530      TST     $2DD   BEGIN BUFFER
0055 27      E4      00540      BEQ     AGAIN  EMPTY, USE OLD STRING
0057 9E      02DD  00550      LDX     #2DD   LN BUFFER
0059 A5      34      00560      LDA     ,X      FIRST CHR
005C 31      62      00570      CMPA   #'b     CODE FOR TOKENIZE
005E 26      15      00580      BNE     CPY     DON'T BOTHER
0060 109E  A6      00590      LDY     $A6    SAVE BASIC'S NXT CHR PTR
0063 34      20      00600      PSHS   Y
0065 33      3D 0079  00610      LEAU   TGT,PCR  OUTPUT AREA
0069 30      01      00620      LEAX   1,X     INPUT PAST b
006B 6D      B829  00630      JSR     $B829  TOKENIZE
006E 35      20      00640      PULS   Y
0070 109F  A6      00650      STY     $A6    RESTORE
0073 20      0A      00660      BRA     NEW
0075 31      3D 0069  00670      COPY   LEAY    TGT,PCR  POINT TO TARGET STR
0079 A6      30      00680      C1     LDA      ,X+
007B A7      80      00690      STA     ,Y+     SAVE COPY
007D 26      FA      00700      RNF     C1
007F DE      19      00710      NEW     LDU      $19     START BASIC
0081 05      21      00720      OLDSTR  LDB     #' '     DON'T CARE CHR
0083 30      40      00730      TOP     LEAX    RETRIEVE NEXT LN PTR
0085 27      35      00740      BEQ     FAIL   END BASIC
0087 AF      8D 0040  00750      STX     THISX,PCR  SAVE FOR EDIT
008B 33      34      00760      LEAU   [X,X]   POINTER TO NEXT BASIC LN
008D 30      04      00770      LEAX   PAST POINTER
008F 31      8D 004F  00780      BEGLB  LEAY    TGT,PCR  BEGIN LINE BUFFER
0093 6D      A4      00790      LOOP   TST     ,Y      ALL MATCHED
0095 27      12      00800      BEQ     FOUND  FOUND
0097 A6      90      00810      LDA     ,X+     GET NXT BASIC BYTE
0099 27      E8      00820      BEQ     TOP     EOL
009B A1      A0      00830      CMPA   ,Y+     CMP BASIC WITH STR CMP
009D 26      F0      00840      BNE     BEGLB  NO, RESET STR PTR
009F E1      A4      00850      LOOP2  CMPB   ,Y      MATCH, CHK NXT FOR DON'T CARE
00A1 26      F0      00860      BNE     LOOP
00A3 30      01      00870      LEAX   1,X     YES, GO PAST IT
00A5 31      21      00880      LEAY   1,Y
00A7 20      F6      00890      BRA     LOOP2
00A9 36      01      00900      FOUND  LDA      #1
00AB 37      D8      00910      STA     $D8
00AD AE      0D 001A  00920      LDX     THISX,PCR  LINE POINTER
00B1 EC      02      00930      LDD     2,X     BASIC LN
00B3 DD      28      00940      STD     <#2B  ALL FOR EDIT
00B5 ED      BD 0014  00950      STD     BOLD,PCR  SAVE LAST LINE #
00B9 7E      8543  00960      JMP     $8543  GOEDIT
00BC 30      8D 0017  00970      FAIL   LEAX    FMSG,PCR
00C0 A6      30      00980      FTOP   LDA      ,X+
00C2 1027  FF51  00990      LBEQ   ERROR   BACK TO BASIC
00C6 6D      A30A  01000      JSR     $A30A  OUTPUT CHAR
00C9 20      F5      01010      BRA     FTOP
00CB 0000      01020      THISX  RMB     2
00CD 0000      01030      BOLD   RMB     2
00CF 0000      01040      MSG    FCC     "TARGET "
00D5 00      01050      FCB     0
00D7 4E      01060      FMSG   FCC     "NOT FOUND"

```

Listing continued

If you have an assembler, you can type in the source code. For those of you who do not have an assembler, or would rather enter the object code directly, use the hexadecimal object code shown in the second and third columns of Program Listing 1.

You can also use the short program show in Program Listing 2 to POKE the program into memory and CSAVEM.

The DATA statement is a concatenation, or stringing together, of the complete machine code, with XX appended as an end-data flag.

The symbols nn should be replaced by a number corresponding to the starting location in memory where you want to store the program. If you have a 16K machine, you could use a value of 15902 for nn to place the routine at the top of memory, or 32285 if you have a 32K machine.

To initialize the program, type EXEC nn. Be sure to save the program before you run it as the initialization process alters the code. ■

Address correspondence to Peter H. Stoloff, 9203 Custer Terrace, Adelphi, MD 20783.

Listing continued

```

                                4E
                                44
00E0 00 01070 FCB $0D
00E1 00 01080 FCB 0
00E2 0000 01090 TGT RMB $FF
                                01100 END
00000 TOTAL ERRORS

A1 003D
AGAIN 003B
BEGLB 008F
BOLD 00CD
BVEC 0024
BVEC1 0028
C1 0079
CBUF 001C
CFY 0075
ERRDR 0017
FAIL 00BC
FMSG 00D7
FOUND 00A9
FTOP 00C0
GETLN 004D
GOEDIT 00B9
INIT 0000
LOOP 0093
LOOP2 009F
MSG 00CF
MTOF 0032
NEW 007F
OLDSTR 0081
RTSV 0015
SEARCH 002E
START 002A
TGT 00E2
THISX 00CB
TOP 0083

```

```

10 L=nn 'WHERE nn IS DESIRED LOAD ADDRESS OF BSEARCH
20 READ A$:FOR I=1 TO LEN(A$) STEP 2:T$=MID$(A$,I,2):IF T$="XX"THEN
30 CSAVEM "BSEARCH",nn,L,nn
40 DATA12BE016BAF8D0000D ... 0D00XX

```


Program Listing 2

# The Driving Force!

## JFD - COCO DISC SYSTEM - \$449

J & M Systems, Ltd. is a leader in the Model III marketplace with our JFD-III Disc Controller. With thousands in operation, we have set new standards in controller performance and reliability. We bring these same high standards to the COCO, resulting in the highest quality disc controller system on the market. Compare these functions before you buy:

- Price. \$449 includes controller, first drive, disc basic in ROM, and manuals. Just plug it in.
- Never needs adjusting. Our exclusive Digital Phase Lock Loop Data Separator and Digital Pre-comp Circuit eliminates the 3 adjustments found on other controllers.
- High quality standard production disc drives. For improved service and reliability. Tandon & Teac drives provide twice the read sensitivity that the drives found in other disc systems do, and hold their alignment far longer.
- Gold-plated card edge connectors throughout.
- Software compatible with Radio Shack Disc Basic, Flex, and OS/9.




J & M Systems, Ltd., 137 Utah NE, Albuquerque, N.M. 87108  
(505) 265-1501

**J&M**  
J&M SYSTEMS, LTD.

# Super "Color" Library™

For the TRS-80 Color and TDP System 100 Personal Computers



No matter what kind of problem you are trying to solve with the Color Computer, there is a program in the ever-expanding integrated, **Super "Color" Library** that will give you the solution; Faster, Better, Smarter!

Every Library program features **MEMORY-SENSE** to determine your computer's memory, from 16 to 64K, and adjusts automatically to maximize work space. All programs, except the **Super "Color" Speller** and **Super "Color" Disk-ZAP**, feature a true lowercase display with below line descenders. Each program has been written specifically for the Color Computer in fast machine code to be totally compatible for optimum performance — Something a motley assortment of programs from diverse sources or a passel of overpriced, wallet-FLEXing software from a bygone era simply can not achieve.

The **Super "Color" Library** has all the power, speed, dependability and compatibility you will ever need so build your library a volume at a time or put the full power of the complete library of problem solvers to work right away.

— NEW! —

**64K**  
Compatible

## Super "Color" Writer II™

VERSION 3.0 By Tim Nelson  
THE INTELLIGENT WORD PROCESSOR

32x16 &  
51-64-85x21&24  
WITH REAL  
LOWERCASE  
DISPLAY

The **Super "Color" Writer II** is for those who desire the best. It is the most powerful, fastest, most dependable and versatile word processor available for the Color Computer, from 16 to 64K. The **Super "Color" Writer II** has features for the most demanding professional, yet it is easy enough for newcomers to master.

Of course the **Super "Color" Writer II** has all the features you would expect from the highest quality word processor, such as a clear, crisp and readable professional display with your choice of display colors, 9 display formats, standard 32x16 & 51-64-85x21 & 24 with real lowercase descenders, full 4-way cursor control, sophisticated edit commands, the ability to edit any BASIC program or ASCII textfile, seven delete functions, locate and change, wild card locate, a real block move & copy, word wrap-around, programmable tabs, display memory used and left, non-breakable space, multiple headers and footers, dynamic text formatting, comprehensive format parameters, use with ANY printer at any baud rate from 110 to 9600 baud, automatic justification, automatic pagination, automatic centering, automatic flush right, underlining, superscripts, subscripts, pause print, single-sheet pause, optionally print comments, append text files, available in a ROMPAK cartridge for maximum work space, but that's only half of the story. No other program can even begin to compare in features with the **Super "Color" Writer II**.

### Check These Exclusive Features

**MEMORY-SENSE** adjusts to computer's memory (16-64K) for maximum work space; **TYPE-AHEAD**, **TYPAMATIC KEY REPEAT** and **KEY BEEP** for the pros; 3 **PROGRAMMABLE FUNCTIONS**; **AUTO PHRASE INSERT**; **COLUMN CREATION**; **TEXT FILE LINKING**, **HELP MENU**; **A TRUE EDITING WINDOW IN ALL 9 DISPLAY MODES**; **TRUE FORMAT WINDOW** to display line lengths up to 255 characters, with horizontal and vertical scrolling to replicate the printed page including centered lines, headers, footers, page breaks, page numbers, margins, giving a perfect printed document every time. Also makes hyphenation a snap. **TRUE AUTOMATIC JUSTIFICATION** for neat, even left and right hand margins; Ability to use **CHARACTER CODES** for printing special characters available with your printer; freedom to embed as many **PRINTER CONTROL CODES** as desired anywhere in the text, **EVEN WITHIN JUSTIFIED TEXT**; 90-plus page tutorial manual.

**ADDITIONAL DISK FEATURES:** Read a directory, Display free granules, Save with Automatic Verification, Load and Append ASCII files, and BASIC programs, Kill files, and Link files from disk for continuous printing. 54K bytes of workspace available with a 64 K system. Only the best offers all of these features.

TAPE \$69.95

ROMPAK \$89.95

DISK \$99.95

Tutorial only \$15.00 (Refundable with purchase)  
Tape & Disk require 32K for lowercase display  
Previous **Super "Color" Writer II** owners call for upgrade policy.

## Super "Color" Mailer™

By Tim Nelson

The **Super "Color" Mailer** is a powerful multi-purpose mailing list merging and sorting program including lowercase display that uses files created by the **Super "Color" Writer II**. Combine files, sort and print mailing lists, print "Boilerplate" documents, automatically insert text in standardized forms, address envelopes, the list is endless.

TAPE \$39.95

DISK \$59.95

Operators Manual only \$10.00 (Refundable with purchase)

## NEW Super "Color" Speller™

By Peter A. Stark

The **Super "Color" Speller** is a fast machine-code proofreading program to correct **Super "Color" Writer** files. Automatically proofreads your documents against a 20,000 word stock dictionary, plus your own customized dictionary and corrects typos or marks them for special attention.

AVAILABLE ON DISK ONLY \$69.95

Operators Manual only \$10.00 (Refundable with purchase)



# 32x16 & 51-64-85x21&24 Display With Lowercase Descenders And **16** Thru **64K** Too!

## **NEW** Super "Color" Calc™

ELECTRONIC SPREADSHEET By Kevin Herrboldt

Now you can answer those "What if?" financial projection, forecasting, budgeting, engineering and calculating questions with precision, speed and power using the **Super "Color" Calc**, truly the finest electronic worksheet and financial modeling program available for the Color Computer, from 16 to 64K. Now every Color Computer owner has access to a calculating and planning tool rivaling VisiCalc™, containing all its features and commands and then some. You need only change one variable and you instantly see how that change affects your assumptions. You can even use VisiCalc templates freely with **Super "Color" Calc!** Combine spread sheet tables with **Super "Color" Writer II** documents to create ledgers, projections, statistical and financial reports and budgets.

**Features include:** 9 display formats: standard 32x16 & 51-64-85x21&24 with real lowercase descenders \* MEMORY-SENSE to adjust to computer's memory (16-64K) for maximum work space; Full-size 63x256 worksheet \* Easy to use \* HELP Menus to make learning faster \* Machine code speed and high precision \* Total flexibility in calculating \* Up to FOUR VIDEO DISPLAY WINDOWS to compare and contrast results of changes \* Sine and Cosine functions, Averaging, Exponents, Algebraic functions, and base 10 or 16 entry \* Multi-layered Column and Row Ascending and Descending sorts \* Locate formulas or titles in fields \* Easy entry, replication and block moving of frames \* Global or Local column width control up to 81 characters each \* Create titles of up to 255 characters \* Typomatic Key Repeat \* Key beep \* Type-ahead \* Print up to 132 column worksheet \* Prints at any baud rate from 110 to 9600 \* Print formats savable along with worksheet \* Enter control codes for customized printing.

**DISK FEATURES:** Read a directory, Display free granules, Kill files, Save with Automatic Verification, Load files, Append disk files for complete worksheet printing, 54K bytes of worksheet space available with a 64K system.

Tutorial and sample templates are supplied with the program.

**ROMPAK \$89.95** **DISK \$99.95**

Tutorial only \$15.00 (Refundable with purchase)  
Disk requires 32K for lowercase display

## Super "Color" Disk-ZAP™

By Tim Nelson

Now the dreamed-of repair of I/O errors is a reality. The **Super "Color" Disk-ZAP™** is the ultimate repair utility for simple and quick repair of all repairable disk errors. Designed with the non-programmer in mind, the **Super "Color" Disk-ZAP™** will let you retrieve all types of bashed files, including BASIC and Machine Code programs.

This high-speed machine code disk utility has a special dual cursor screen display to show HEXIDECIMAL and ASCII displays simultaneously. You are able to: Verify or modify disk sectors at will \* Type right onto the disk to change unwanted program names or prompts \* Send sector contents to the printer or any other RS-232 device \* Search the entire disk for any grouping of characters \* Copy sectors \* Backup tracks or entire disks \* Repair directory tracks and smashed disks \* Full prompting to help you every step of the way \* 50-plus page Operators Manual which helps you simply and quickly fix the vast majority of disk errors, and teaches the rudiments of disk structure and repair.

**AVAILABLE ON DISK ONLY \$49.95**

Operators Manual only \$10.00 (Refundable with purchase)

**NELSON  
SOFTWARE  
SYSTEMS**



9072 Lyndale Avenue So. 612/881-2777

A Division of Soflwa Corporation Minneapolis, Minnesota 55420 U. S. A.

TRS-80 is a trademark of Tandy Corp. Visicalc is a trademark of VisiCorp.

**WE TAKE THE COLOR COMPUTER SERIOUSLY.**

**AUTHORS' SUBMISSIONS ARE ENCOURAGED.**

## **NEW** Super "Color" Database™

This high speed machine language program including true lowercase displays fills all your information management needs, be they for your business or home: Inventory, accounts, mailing, lists, family histories, you name it, the **Super "Color" Database** will keep track of all your data.

The **Super "Color" Database** features MEMORY-SENSE to adjust to computer's memory (16-64K) for maximum work space. It is structured in a simple and easy to understand menu system with full prompting for easy operation. Your data is stored in records of your own design, each divided into as many fields as you need. All files are fully indexed for speed and efficiency. Full sort of records is provided for easy listing of names, figures, addresses, etc., in ascending or descending order. The math package performs arithmetic operations and updates other fields which is especially useful when used as an order entry and invoicing system. You can create reports, or lists for mailings, or whatever. Create files compatible with the **Super "Color" Writer II** and **Terminal**. Up to five different print formats are available, and control codes may be imbedded for customized printing.

**AVAILABLE ON DISK ONLY \$79.95**

Operators Manual only \$10.00 (Refundable with purchase)

**For Orders ONLY Call Toll Free**



**1-800-328-2737**



Customer service and product support call (612) 881-2777.

MAIL ORDERS: \$3 U.S. Shipping (\$4 CANADA, \$10 OVERSEAS)

Personal checks allow 3 weeks. **ORDERS SHIPPED SAME DAY!**

**Available at Dealers everywhere.**

**If your Dealer is out of stock ORDER DIRECT!**

# HOT CoCo

## Index to Advertisers

| Reader Service Number | Page Number                                  | Reader Service Number | Page Number                                |
|-----------------------|--|-----------------------|--|
| 207                   | Aardvark Ltd. .... 133                       |                       | Foreign Dealers ..... 89                   |
| 227                   | Accolade Computer Products ..... 103         |                       | Moving ..... 107                           |
| 60                    | Aleph Corporation ..... 58                   | *                     | Inside Your Computer ..... 91              |
| 110                   | Amdek Corporation ..... 4                    | *                     | Instant Software                           |
| 218                   | American Small Business Computers ..... 60   | 354                   | Skys the Limit ..... 143                   |
| 555                   | American Small Business Computers ..... 143  | 355                   | Electronic Breadboard ..... 121            |
| 499                   | Armadillo Int'i Software ..... 57            | 249                   | Intellectronics ..... 65                   |
| 493                   | Atomic City Electronics ..... 125            | 484                   | Inter + Action ..... 21                    |
| 248                   | Basic Technology ..... 86                    | 198                   | Intracolor Communications ..... 32, 119    |
| 184                   | Baudy House Computer Products ..... 111      | 101                   | J & M Systems ..... 127                    |
| 74                    | Brantex Inc. .... 96                         | 279                   | J-Nor Industries ..... 11                  |
| 140                   | Bumblebee Software ..... 25                  | 407                   | Jarb Software ..... 16                     |
| 335                   | Cer-Comp ..... 87                            | 42                    | JPC Products ..... 113                     |
| 158                   | Chattanooga Choo Choo ..... 117              | 68                    | Kelco International Corp. .... 26, 42      |
| 563                   | Cheshire Cat Software ..... 144              | 472                   | Leading Edge Products Inc. .... CII, 3     |
| 102                   | Chromasette Magazine ..... 116               | 565                   | MJM Design ..... 142                       |
| 560                   | Chromasette Magazine ..... 144               | 272                   | MS Company ..... 56                        |
| 543                   | CoCoData Enterprises ..... 30                | 552                   | Magnum Distributing ..... 140              |
| 121                   | Cognitec ..... 109                           | 92                    | Maple Leaf Systems ..... 37                |
| 1                     | Color Computer News ..... 83                 | 241                   | Mark Data Products ..... 38, 39            |
| 512                   | Color Quest ..... 46, 47                     | 132                   | Micro 80 Inc. .... 114                     |
| 74                    | Color Software Services ..... 95             | 96                    | Micro Management Systems ..... 14          |
| 17                    | Colorware ..... 74, 75                       | 316                   | Micro Solutions ..... 33                   |
| 455                   | Compukit ..... 123                           | 125                   | Micro Works ..... 61                       |
| 549                   | Computer Entrepreneur Pub. Co., The ..... 99 | 203                   | Micronix Systems Corp. .... 93             |
| 255                   | Computer House, The ..... 51                 | *                     | Nanos Cards ..... 76                       |
| 116                   | Computer Island ..... 117                    | 128                   | Nelson Software Systems Inc. .... 128, 129 |
| 564                   | Computer Island ..... 145                    | 561                   | Nelson Software Systems Inc. .... 143      |
| 420                   | Computer Peripheral Resources ..... 115      | 20                    | PHB Computer Products ..... 24             |
| 18                    | Computer Plus ..... 9                        | 320                   | Parsons Software ..... 60                  |
| 134                   | Computer Shack ..... 7                       | 559                   | Parsons Software ..... 140                 |
| 507                   | Computer System Center ..... 23, 145         | 124                   | Perry Computers ..... 125                  |
| 223                   | Computer System Consultants ..... 57         | 262                   | Phillipps Systems ..... 60                 |
| 393                   | Computer System Distributors ..... 43        | 94                    | Practical Programs ..... 89                |
| 369                   | Computerware ..... CIII                      | 80                    | Program Store ..... 101                    |
| 105                   | Coosol Inc. .... 111                         | 245                   | Programmer's Institute ..... 71            |
| 554                   | Crystal Software ..... 144                   | 425                   | QualiTech ..... 31                         |
| 536                   | Cybertron ..... 136                          | 518                   | Quasar Animations ..... 113                |
| 213                   | Data-Comp ..... 113                          | 296                   | Rainbow, The ..... 137                     |
| *                     | Dataman, The ..... 121                       | 64                    | Renaissance Game Design ..... 50           |
| *                     | Derringer Software ..... 115                 | 478                   | S&N Enterprises ..... 27, 57               |
| 558                   | Derringer Software ..... 142                 | 447                   | Saturn Electronics ..... 138               |
| 412                   | Double Density Software ..... 27             | 553                   | Saturn Electronics ..... 144               |
| 551                   | Dynamic Electronics ..... 142                | 510                   | Scott Tasso Associates ..... 30            |
| 216                   | EAP Company ..... 139                        | 327                   | Software Support ..... 29                  |
| 154                   | Eigen Systems ..... 45                       | 119                   | Spectral Associates ..... 27               |
| *                     | 80 Micro Subscriptions ..... 81              | 525                   | Spectrum Projects ..... 57                 |
| 159                   | Electronic Specialists ..... 33              | 432                   | Star-Kits ..... 107                        |
| 283                   | Endicott Software ..... 115                  | 434                   | Strictly Color Software ..... 100          |
| 32                    | Family Computers ..... 10                    | 144                   | Sugar Software ..... 125                   |
| 2                     | Forum Sixty-Eight ..... 83                   | 456                   | Sunlock Systems ..... 125                  |
| 262                   | Frank Hogg Labs ..... CIV                    | 374                   | Superior Graphics Software ..... 24        |
| 379                   | Gamester Software ..... 33                   | 236                   | T & D Software ..... 45                    |
| 54                    | Glmix ..... 146                              | 389                   | TCE Programs Inc. .... 108                 |
| 9                     | H & E Computronics ..... 131                 | 556                   | Teksym Corporation ..... 145               |
| 440                   | HJL Products ..... 17                        | 177                   | Tom Mix Software ..... 105                 |
| 359                   | Homebase Computer Systems ..... 19           | 46                    | Virginia Company, The ..... 10             |
| *                     | HOT CoCo Subscriptions ..... 89              | 29                    | Washington Computer Service ..... 98       |
|                       | Color by HOT CoCo                            | *                     | Wayne Green Bookshelf ..... 141            |
|                       | Dealers Sell ..... 111                       | 169                   | White Oak Enterprises ..... 107            |
|                       | Christmas ..... 139                          | 156                   | York 10 Computerware ..... 121             |
|                       | Shelf Boxes ..... 103                        |                       |  |

\*This advertiser prefers to be contacted directly.

For further information from our advertisers, please use the Reader Service card.

You've invested a lot of time and money into your computer . . . . .  
It's time that investment paid off!

## THE COLOR ACCOUNTANT

Introducing The Color Accountant (from The Programmer's Institute), the only complete personal financial package specifically designed for the TRS-80 Color Computer. This unique package includes:

- |                                   |  |
|-----------------------------------|--|
| 1. Complete Checkbook Maintenance | 6. Color Graph Design Package (graphs any files) |
| 2. Chart of Accounts Maintenance  | 7. Check Search                                  |
| 3. Income/Expense Accounts        | 8. Home Budget Analysis                          |
| 4. Net Worth Statement            | 9. Decision Maker                                |
| 5. Payments/Appointments Calendar | 10. Mailing List                                 |

After the initial setup, **THE COLOR ACCOUNTANT** requires less than an hour of data input each month.

The checkbook maintenance program is the key to the entire package. Once your checkbook is balanced, the checkbook summary file will automatically update the home budget analysis, net worth, and income/expense statements. You can then graph any file, record bills and appointments, make decisions, print a mailing list, analyze various accounts or stocks, and even calculate taxes.

All programs are menu-driven and allow add/change/delete. Each file and statement can be listed to screen or printer, and saved to cassette or diskette. **THE COLOR ACCOUNTANT** also comes with 40 pages of documentation that leads you step-by-step through the entire package. The TRS-80 COLOR Ext. Basic requires 16K for this package.

**\$74.95** Cassette

**\$79.95** Diskette

## BUSINESS PAC 100

Now Available for the  
TRS-80 Color Computer!

Includes Inventory Control, Payroll, Accounts Receivable, Accounts Payable, Checkbook Maintenance, and more. Comes with 128-page user's manual.

Interest apportionment by Rule of 78's • Annuity computation program • Time between dates • Day of year a particular date falls on • Interest rate on lease • Breakeven analysis • Straightline depreciation • Sum of the digits depreciation • Declining balance depreciation • Double declining balance depreciation • Cash flow vs. depreciation tables • Print checks with daily register • Checkbook maintenance program • Mortgage amortization table • Compute time needed for money to double, triple, etc. • Determine salvage value of an investment • Rate of return on investment with variable inflows • Rate of return on investment with constant inflows • Effective interest on a loan • Future value of an investment (compound interest) • Present value of a future amount • Amount of payment on a loan • Equal withdrawals from investment to leave zero over • Simple discount analysis • Equivalent & nonequivalent dated values for obligations • Present value of deferred annuities • Percent markup analysis for items • Sinking fund amortization program • Value of a bond • Depletion analysis • Black-Scholes options analysis • Expected return on stock via discounts dividends • Value of a warrant • Estimate of future earnings per share for company • Compute alpha and beta variables for stock • Portfolio selection model • Option writing computations • Value of a right • Expected value analysis • Bayesian decisions • Value of perfect information • Value of additional information • Derive utility function • Linear programming solution by simplex method • Transportation method for linear programming • Economic order quantity inventory model • Single server queueing model • Cost-volume-profit analysis • Conditional profit tables • Opportunity loss tables • Fixed quantity economic order quantity model • Cost-benefit waiting line analysis • Net cash-flow analysis for simple investment • Profitability index of a project • Weighted average cost of capital • True rate on loan with compensating balance required • True rate on discounted loan • Merger analysis computations • Financial ratios for a firm • Net present value of project • Laspeyres price index • Paasche price index • Construct seasonal quantity indices for company • Time series analysis linear trend • Time series analysis moving average trend • Future price estimation with inflation • Mailing list system • Letter writing system (links with mailing list system) • Sort lists of names • Shipping label maker • Name label maker • DOME business bookkeeping system • Compute week's total hours from timeclock info. • In-memory accounts payable system • Generates invoices on screen and print on printer • In-memory inventory control system • Computerized telephone directory • Time use analysis • Use of assignment algorithm for optimal job assignment • In-memory accounts receivable system • Compare 3 methods of repayment of loans • Compute gross pay required for given net • Compute selling price for given after-tax amount • Arbitrage computations • Sinking fund depreciation • Computerized UPS zone table • Type envelope with return address • Automobile expense analysis • Insurance policy file • In-memory payroll system • Dilution analysis • Loan amount a borrower can afford • Purchase price for rental property • Sale-leaseback analysis • Investor's rate of return on convertible bond

**100 Ready-To-Run  
Business Programs**  
only **\$99.95**

(Available on diskette only)

Also available for TRS-80 Models I, II and III, Apple, Atari, Osborne, Kaypro, all Commodore Computers and most CP/M systems.

Send \$2 For Our  
New 64-Page Catalog (#11)  
Which Contains  
More Than 500 Software Products.

(Catalog is provided FREE with any order)

To Order:

Write or call Toll-Free (800) 431-2818  
(N.Y.S. residents call 914-425-1535)

**COMPUTRONICS!**

50 NORTH PASCACK ROAD  
SPRING VALLEY, N.Y. 10977

\* add \$3 for shipping in UPS areas \* add \$5 to CANADA or MEXICO  
\* add \$4 for C.O.D. or non-UPS areas \* add proper postage elsewhere



**30-DAY MONEY BACK GUARANTEE**

\*\*\* ALL PRICES AND SPECIFICATIONS SUBJECT TO CHANGE \*\*\*  
DELIVERY SUBJECT TO AVAILABILITY

# DON'T BE LISTLESS

Color Basic includes the usual LIST command to list all or part of a program. If you want to look through a reasonably long program, however, this command is inconvenient to use. You must enter statements such as LIST 70-145 to get a section of a program, then guess what range of line numbers to specify for the next section. If you guess too small a range, the display will not be anywhere near full. If you guess too large a range, the display will scroll past part of your program.

I like to begin modular sections of my programs with line numbers ending in 00 to help clarify the program's structure. Since these modules are not uniform in length, I get nonuniform use of line numbers when I try to list programs.

If I had a printer, I could simply LLIST the program and use the print-out. Since I don't have a printer, I wrote a simple utility program that displays a program a screenful at a time. (See the Program Listing.) As an option, it also scrolls through the program one program line at a time as you press the spacebar.

## Program Operation

First, you must save the program to be listed to cassette using the ASCII for-

If convenience and speed appeal to you, you will want to check out this simple list program.

mat (CSAVE "name",A). The program asks you to enter the program name (line 40) and offers a choice of advancing the display one line or one page at a time (line 50). Line 110 opens a file to input the program (line 130) as strings of data and display them on the screen.

The cassette input routine in Color Basic reads in a block of data (the saved program) into a buffer, then extracts the data one line at a time as required by

the list program, which displays it on the screen. The display is then stationary for a second while the program reads in the next data block. This makes it easy to use the shift @ keys to halt the program, leaving the first block of data on the screen. Pressing any key displays the next block of data. In this way, it is possible to skip over large sections of a program to get to a particular section of interest.

The program is particularly helpful when, tired and bleary-eyed, you are trying to proofread a listing you have just keyed in from a magazine article. ■

*Address correspondence to Stephen C. Hedges, 111 Thomas Ave., Rochester, NY 14617.*

## System Requirements

4K RAM  
Color Basic

```

10 'LIST1: TO LIST A PROGRAM          SAVED USING CSAVE,A FORMAT
20 'BY S. C. HEDGES 12/10/82
30 CLS:PRINT"POSITION TAPE AT START OF          PROGRAM TO BE LISTE
D. PROGRAM MUST HAVE BEEN SAVED USING          CSAVE" ",A.":PRINT:
PRINT:CLEAR 1000
40 INPUT"WHAT IS PROGRAM NAME";N$
50 PRINT:PRINT:INPUT"DO YOU WANT TO ADVANCE PROGRAM LISTING BY
1. 1 PAGE (SCREEN) AT A TIME,OR2. 1 PROGR
AM LINE AT A TIME? ENTER 1 OR 2";A
60 CLS:ON A GOTO 70,80:GOTO50
70 PRINT"TO PAUSE IN LISTING, HOLD DOWN SHIFT AND @; PRESS ANY
KEY TO RESUME LISTING":GOTO90
80 PRINT"PRESS SPACEBAR TO ADVANCE TO          NEXT LINE"
90 INPUT"READY";R$
100 CLS:PRINT"SEARCHING TAPE FOR "N$
110 PRINT:PRINT:PRINT:OPEN" I",#-1,N$
120 IF EOF(-1) GOTO160
130 INPUT#-1,L$:PRINTL$
140 ONA GOTO120,150
150 A$=INKEY$:IFA$=""THEN150:ELSE120
160 CLOSE#-1

```

*Program Listing*


# AARDVARK L.T.D.

TRS-80 COLOR COMMODORE 64 VIC-20 SINCLAIR/TIMEX TI99/4A

## ZEUS



**ZEUS** — It's fast and furious as you become the WIZARD fighting off the Thunderbolts of an angry ZEUS. Your Cone of Cold will destroy a thunderbolt and your shield will protect you — for a while. This is the best and highest speed arcade action we have ever done. Difficulty increases in wave after wave, providing hours of challenging fun and a game that you may never completely master. Commodore 64, Vic20 (16k expander), and 16k TRS-80 Color Computer. (ALL MACHINE CODE!) \$19.95 tape \$24.95 disk. (Tape will not transfer to disk.)




**SEAWOLFE** — ALL MACHINE CODE In this high speed arcade game, you lay out patterns of torpedoes ahead of the attacking PT boats. Requires Joysticks, at least 13k RAM, and fast reflexes. Lots of Color and Sound. A fun game. Tape or Disk for Vic20, Commodore 64, and TRS-80 Color. NOTE: tape will not transfer to disk! \$19.95 Tape — \$24.95 Disk.



**QUEST** — A NEW IDEA IN ADVENTURE GAMES! Different from all the others. Quest is played on a computer generated map of Alesia. Your job is to gather men and supplies by combat, bargaining, exploration of ruins and temples and outright banditry. When your force is strong enough, you attack the Citadel of Moorlock in a life or death battle to the finish. Playable in 2 to 5 hours, this one is different every time. TRS-80 Color, and Sinclair, 13K VIC-20. Extended BASIC required for TRS-80 Color and TI99/A. \$14.95 each.

32K TRS 80 COLOR Version \$24.95.

Adds a second level with dungeons and more Questing.



**WIZARDS TOWER** — This is very similar to Quest (see above). We added wizards, magic, dragons, and dungeons to come up with a Quest with a D&D flavor. It requires 16k extended color BASIC. 13k VIC, Commodore 64, TRS-80 16k Extended BASIC, TI99/A extended BASIC. \$14.95 Tape, \$19.95 Disk.

**Authors** — Aardvark pays the highest commissions in the industry and gives programs the widest possible advertising coverage. Send a Self Addressed Stamped Envelope for our Authors Information Package.



### ADVENTURES!!!

The Adventures below are written in BASIC, are full featured, fast action, full plotted adventures that take 30-50 hours to play. (Adventures are interactive fantasies. It's like reading a book except that you are the main character as you give the computer, commands like "Look in the Coffin" and "Light the torch.")

Adventuring requires 16k on Sinclair, and TRS-80 Color. They require 8k on OSI and 13k on VIC-20. Now available for TI99. Any Commodore 64.

\$14.95 Tape — \$19.95 Disk.

### ESCAPE FROM MARS

(by Rodger Olsen)

This ADVENTURE takes place on the RED PLANET. You'll have to explore a Martian city and deal with possibly hostile aliens to survive this one. A good first adventure.

### PYRAMID (by Rodger Olsen)

This is our most challenging ADVENTURE. It is a treasure hunt in a pyramid full of problems. Exciting and tough!



## Dungeons of Death

**Dungeons of Death** — This is the first D&D type game good enough to qualify at Aardvark. This is serious D&D that allows 1 to 6 players to go on a Dragon Hunting, Monster Killing, Dungeon Exploring Quest. Played on an on-screen map, you get a choice of race and character (Human, Dwarf, Soldier, Wizard, etc.), a chance to grow from game to game, and a 15 page manual. 16k Extended TRS-80 Color, 13k VIC, Commodore 64. At the normal price for an Adventure (14.95 tape, \$19.95 disk), this is a giveaway.

**Dealers** — We have a line of about 100 original programs for the machines listed here. We have High speed Arcades, Quality Adventures, Word processors and Business Software for Small machines. Better yet, we have excellent Dealer support. Phone for information.

Send \$1.00 for Complete Catalogue - Please specify system on all orders - \$2.00 Shipping Charge on each order



AARDVARK L.T.D. -107  
2352 S. Commerce, Walled Lake, MI 48088 / (313) 669-3110  
Phone Orders Accepted 8:00 a.m. to 4:00 p.m. EST. Mon.-Fri.



# DISK UTILITIES

When I purchased my disk drives, I was determined to eliminate the clutter of cassettes and ROM packs and put everything on floppy disks, or so I thought.

Assuming you have disk-compatible software, Program Listing 1, Directory Sort, allows you to alphabetize the disk directory so that whenever you type DIR, the listing will come out in alphabetical order.

As stated in the Disk Basic manual, disk drives are random-access devices. Consequently, the disk operating system must be aware of where data resides on a disk. This information is called the

Converting your CoCo from cassettes to disks can be frustrating if you don't heed the authors' advice.

disk directory and is located on each disk in sectors 3 to 11 of track 17. It can consist of up to 68 file entries. The format of each file entry is as follows:

● bytes 0-7: file name in ASCII (\$00 in high-order byte if not used, \$FF if no other entries are used);

● bytes 8-10: file extension in ASCII;  
 ● byte 11: file type;  
 ● byte 12: ASCII flag;  
 ● byte 13: number of first granule;  
 ● bytes 14-15: number of bytes in use in the last sector of the file; and  
 ● bytes 16-31: unused, reserved for future use.

More detailed information is available in Chapter 11 of the Disk Basic manual. Disk Basic allows I/O on a sector-by-sector basis using the DSKI\$ and DSKO\$ commands. This is the only way to access the disk directory from Basic. Listing 1 reads the disk directory, separates it into individual file entries, sorts these entries, and then rebuilds a new sorted file directory.

Save Listing 1 to disk by typing SAVE "DIR-SORT". To use it, do the following:

1. Insert disk containing the above program.
2. Type RUN "DIR-SORT".
3. Insert the disk to be processed when the program requests drive number.

Be sure that you have a back-up copy of the subject disk. A simple typing error when keying in the above program can lead to destruction of a disk's directory when it is run, effectively wiping out the disk.

## Directory Print

Program Listing 2, Directory Print,

```
10 CLEAR 7000: DIM A$(19), B$(85), F$(85), G(85,2), F(85,4)
20 FOR I=2 TO 11: DSKI$ 0,17,I,A$(I-2),A$(I+8): NEXT
30 FOR I=0 TO 67: G(I,0)=ASC(MID$(A$(0),I+1,1)): NEXT
40 FOR I=0 TO 85: B$(I)=STRING$(32,CHR$( &HFF)): NEXT
50 FOR I=1 TO 9: FORK=0 TO 1: FORJ=0 TO 3: B$((I-1)*8+J+K*4)=MID$(A$(I+K*10),J*32+1,32): NEXT J,K,I
60 FOR I=0 TO 70: IF LEFT$(B$(I),1)=CHR$(0) THEN B$(I)=STRING$(32,255)
70 NEXT
75 PRINT "SORTING DIRECTORY FOR DRIVE 0."
80 FOR I=0 TO 84: FORJ=I+1 TO 85: IF B$(I)>B$(J) THEN D$=B$(I): B$(I)=B$(J): B$(J)=D$
90 NEXT J,I
100 FOR I=1 TO 9: A$(I)="" : A$(I+10)="" : FOR J=0 TO 3: A$(I)=A$(I)+B$((I-1)*8+J): A$(I+10)=A$(I+10)+B$((I-1)*8+J+4): NEXT J,I
110 FOR I=0 TO 9: DSKO$ 0,17,I+2,A$(I),A$(I+10): NEXT
120 FOR I=0 TO 85: FORJ=0 TO 3: F(I,J)=ASC(MID$(B$(I),12+J,1)): NEXT J: F$(I)=LEFT$(B$(I),11): NEXT I
210 FOR I=0 TO 85: F$(I)=LEFT$(F$(I),8)+" "+RIGHT$(F$(I),3): NEXT
```

Program Listing 1. Directory Sort

```
10 INPUT "DISK NAME"; N$
20 PRINT#-2, CHR$(27)+CHR$(14)+N$+CHR$(27)+CHR$(15)
30 POKE150,41: POKE&H6F,&HFE: DIR
40 PRINT#-2, FREE(0); " GRANULES FREE"
```

Program Listing 2. Directory Print

## System Requirements

**16K RAM**  
**Disk Basic**  
**Editor/Assembler (optional)**  
**Printer (optional)**

```

        ORG      $2000          START AT 16K BOUNDARY
START   EQU     $0600          NEW START ADDRESS
FROM    EQU     START+$2000    CURRENT START ADDRESS
END     EQU     $5FF0          CURRENT END ADDRESS
EXEC    EQU     $0600          NEW EXEC ADDRESS
SCRBEG  EQU     $0400          START OF SCREEN
SCREND  EQU     $0600          END OF SCREEN + 1
BEGIN   CLRA                     TURN OFF DRIVE MOTOR

        STA     $FF40
        LDA     #$34            KILL DISK
        STA     $FF03
        LDX     #SCRBEG        CLEAR SCREEN
        LDA     #$80
CLS     STA     ,X+
        CMPX    #SCREND
        BLT     CLS
        LDX     #FROM
        LDY     #START
MOVE    LDA     ,X+            BLOCK MOVE
        STA     ,Y+
        CMPX    #END
        BLT     MOVE
        CLR     $71
        JMP     EXEC
        END     BEGIN

```

*Program Listing 3. Tapefix*

*Program Listing 4. Program to Append Tapefix*

```

10 GOTO480
20 CLS
30 PRINT@0,STRING$(32,"**")
40 PRINT@32,"**"+STRING$(30," ")+"**"
50 PRINT@64,"** MACHINE LANGUAGE CASSETTE TO **"
60 PRINT@96,"**          DISK UTILITY          **"
70 PRINT@128,"**   COPR 1982 BY          **"
80 PRINT@160,"**   RICHARD E. ESPOSITO    **"
90 PRINT@192,"**   & RALPH RAMHOFF      **"
100 PRINT@224,"**   << 32K RAM >>          **"
110 PRINT@256,"**   DISK COLOR BASIC 1.0  **"
120 PRINT@288,"**"+STRING$(30," ")+"**"
130 PRINT@320,STRING$(32,"**")
140 PRINT"IS TAPE READY?"
150 AS=INKEY$:IF AS="" THEN 150
160 IF LEFT$(AS,1)<>"Y" THEN PRINT"READY THE TAPE, THEN RUN AGAI
N":END
170 INPUT"NAME OF TAPE-FILE CONTAINING PROGRAM";FS
180 IF LEN(FS)>8 THEN PRINT"too big":GOTO 170
190 CLOADMFS,&H2000
200 SL=PEEK(487)*256+PEEK(488)
210 EN=PEEK(126)*256+PEEK(127)-1
220 EX=PEEK(157)*256+PEEK(158)-&H2000
230 NN=EN+42:XX=EN+1
240 FORI=EN+1 TO NN
250 READX$:X=VAL("&H"+X$)
260 POKEI,X
270 NEXTI
280 ST=SL+&H2000
290 S1=INT(SL/256):S2=SL-S1*256

```

*Listing continued*

allows you to get a printout of the directory. It is a lot easier than trying to hit the shifted @ key as the screen quickly scrolls by in an attempt to read the upper portion of it. As a bonus, you also get the number of free granules. The POKE150,41 in line 30 sets the baud rate to 1,200. If your printer uses a different rate, this should be modified. If you don't have an LP VIII, eliminate or modify line 20.

### **Tapefix**

There are some machine-language programs that will not load properly when using Disk Basic. These are generally those programs that start before address \$0E00. An adaptation of the following machine-language program in most cases allows you to load and execute those programs without modifying the original code. The following machine-language program does the trick by disabling the disk drives, clearing screen memory, then block-moving the offset-loaded code to its original location before execution.

Since not all programs are of the same length nor lie in the same address range, Program Listing 3, Tapefix, must be customized for each program. In particular, the START, END, and EXEC addresses must be changed as well as the relocation of the above code.

To eliminate this tedious examination procedure, I constructed the Basic Program Listing 4, which reads the offending program from tape and then appends the previously cited machine-language patch to allow the program to run from disk.

The program is self-prompting throughout. It asks for the name of the tape file and after it patches it, asks for the name of the file as it is to be put on disk. The program is nondestructive, so it can be run over and over again without hitting reset or dropping power.

### **Romfix**

The biggest problem confronting the disk user is that the contacts on disk cartridges are subject to corrosion. When you remove the cartridge and then plug it in later, unless you get it back in the exact same position or clean the contacts with a rubber eraser, you risk wiping out a disk with the loss of whatever is on it.

Since cleaning the contacts requires opening the cartridge to get to the top set, there had to be a better way: Don't unplug the disk cartridge. But what do you do with a drawer full of ROM cartridges?

The machine-language Program List-

```

300 N7=EN+27:POKEN7,S1: N8=EN+28:POKEN8,S2
310 EL=EN-&H2000
320 S3=INT(ST/256): S4=ST-S3*256
330 POKEEN+23,S3: POKEEN+24,S4
340 E3=INT(EN/256): E4=EN-E3*256
350 POKEEN+34,E3: POKEEN+35,E4
360 X1=INT(EX/256): X2=EX-X1*256
370 POKEEN+41,X1: POKEEN+42,X2
380 INPUT"NAME OF FILE ON DISK";F$
390 IF LEN(F$)>8 THEN PRINT"too big":GOTO380
400 SAVEMF$,ST,NN,XX
410 SOUND125,3:PRINT"READY":END
420 DATAF,B7,FF,40,86,34,B7,FF
430 DATA03,8E,04,00,86,80,A7,80
440 DATA8C,06,00,2D,F9,8E,26,00
450 DATA10,8E,06,00,A6,80,A7,A0
460 DATA8C,47,10,2D,F7,0F,71,7E
470 DATA18,38
480 PCLEAR1:GOTO20

```

ing 5, Romfix, allows you to save almost all of your ROM cartridge programs to disk on a 64K RAM machine. I could not get Microtext (The Micro-works) to run off disk, but I was successful with the others that I had on hand.

Listing 5 patches the Color Basic 1.1 ROM code, eliminating Disk and Extended Basic. It gives the programs 40K of contiguous RAM below Basic as well

---

*“Disk drives are  
random-access devices.”*

---

*Program Listing 5. Romfix*

```

BLKMOV EQU $AC20    BLOCK MOVE ROUTINE IN BASIC
NEWEND EQU $41      *****
OLDEND EQU $43      * ADDRESSES FOR ARGUMENTS *
NEWSTR EQU $45      * USED BY BLOCK MOVE ROUT. *
OLDSTR EQU $47      *****
                    ORG $3F9A    ADDRESS OF ROMDSK ROUTINE
START CLR $71       FORCE A HARD START
EXT64K ORCC ##$50   *****
                    LDX ##$8000 * COPY BASIC *
LOOP LDA ,X         * TO *
                    STA $FFDF * RAM *
                    STA ,X+ * IN *
                    STA $FFDE * 64K *
                    CMPX ##$C000 * RAM *
                    BNE LOOP * MODE *
                    STA $FFDF *****
BASFIX LDA ##$7E * *
                    STA $A051 * PATCHES *
                    LDD ##$A072 * TO *
                    STD $A052 * BASIC *
                    LDD ##$8E9F * ROM *
                    STD $A084 * TO *
                    LDD ##$FE7E * PREVENT *
                    STD $A086 * CURSOR *
                    LDD ##$A093 * APPEARANCE, *
                    STD $A088 * RESERVE 40K RAM, *
                    CLR $8000 * KILL EXTENDED BASIC, *
                    CLR $71 * KILL DISK BASIC, *
                    LDA ##$7E * FIX RESET BUTTON SO *
                    STA $A0CB * IT RESTORES DISK BASIC, *
                    LDD #ROMBAK * THEN JUMPS TO ROMBAK *

```

Listing continued

as the RAM space above Basic for the program itself. Some programs will run even better due to the extra RAM space than in their native ROMs.

Program Listing 6, which has the above machine-language program embedded in it, incorporates the necessary modifications to accommodate different-sized ROMs with the ROM code that is read from tape. It eliminates the bother of customizing a machine-language program for each individual ROM pack that you might own. After you have successfully typed in Listing 6, you can lock up your ROM packs forever.

### Romfix Operating Instructions

Save the ROM pack code to tape. The safest technique is to put a piece of tape over the cartridge-select land of the ROM cartridge. The cartridge-select land is the outer land alongside the shorter land, which supplies the cartridge with power. Plug in the ROM cartridge with the machine turned off. Now power up and type: CSAVEM "<name>",&HC000,<end address>,&HC000.

Find the end address by looking for a repetition of the code sequence that started at \$C000 with some ROM packs or a succession of \$7Es with others. This can be done using a machine-language monitor or Program Listing 7 with the ROM pack installed, but disabled with tape.

Load and run the Basic/machine-language combination Romfix (Listing 6). You will be prompted as to when you should load the previously prepared tapes and destination disk. ■

---

*Write Richard Esposito at the University of Baltimore, Baltimore, MD 21201; write Ralph Ramhoff at 5015-1 Green Mountain Circle, Columbia, MD 21044.*





# of the hill!

It's a jungle out there, but the latest news on the Color Computer grapevine is that, above the swirling mists of confusion, more and more people are discovering **the Rainbow**®

Now in its third year, **the Rainbow** has become the standard by which all other Color Computer magazines are compared. And no wonder! **The Rainbow** towers above the crowd, now offering more than 300 pages each month, including more than two dozen type-in-and-run program listings, a host of articles and in excess of 30 hardware and software product reviews.

We lead the pack in Color Computer publications and are devoted *exclusively* to the TRS-80® Color, TDP-100 and Dragon-32. We made our climb to the top by continually offering the best and the most by such well-known authors and



innovators as Bob Albrecht and Don Inman, and games from top programmers like Chris Latham, Fred Scerbo and John Fraysse. **The Rainbow** offers the most in entertainment and education, home uses, technical details and hardware projects, tutorials, utilities,

graphics and special features like Rainbow Scoreboard and our new CoCo Clubs section.

For only \$22 a year, you get the keys to all the secrets locked in your CoCo!

Are you searching through the jungle of claims and clamor? Climb above it all. Look up. Find **the Rainbow**

© Registered trademark of Faisolt Inc.  
 © Registered trademark the Tandy Corp  
 © 1983 the Rainbow

**the Rainbow** 9529 U.S. Highway 42  
 502/228-4492 P.O. Box 209  
 Prospect, Ky. 40059

YES! Sign me up for a year (12 issues) of **the RAINBOW**

Name \_\_\_\_\_

Address \_\_\_\_\_

City \_\_\_\_\_ State \_\_\_\_\_ Zip \_\_\_\_\_

Payment Enclosed

Charge  VISA  MasterCard  American Express

My Account# \_\_\_\_\_ Interbank# (MC only) \_\_\_\_\_

Signature \_\_\_\_\_ Card Expiration Date \_\_\_\_\_



296

Subscriptions to the **RAINBOW** are \$22 a year in the United States. Canadian and Mexican rate U.S. \$29, surface rate to other countries U.S. \$57; air rate U.S. \$85. All subscriptions begin with the current issue. Please allow up to 5-6 weeks for first copy.

Just for your  
 TRS-80® COLOR  
 TDP System-100  
 Dragon-32  
 MC-10

## TRS-80 COLOR COMPUTER

### DATA ACQUISITION & CONTROL ANALOG TRANSLATOR MODULE

The **ANALOG TRANSLATOR MODULE** is a complete data acquisition and control system for the COLOR and TDP-100 computers. Can be used for virtually any task requiring remote voltage sensing and control. Features include...

- An 8-bit analog-to-digital converter with  $\pm 5V$  input range, speed  $\approx 20 \mu s$ , and a maskable EOC (end-of-conversion) interrupt
- 32-Channel analog multiplexer
- Programmable-gain-amplifier
- An 8-bit digital-to-analog converter
- Voltage-to-frequency converter
- Frequency-to-voltage converter
- Positive-peak-detector
- 4-bit port
- Menu driven software in ROM
- 2K RAM
- Comprehensive user's manual with application section.

Assembled & Tested ..... \$199.95  
Bareboard & Manual ..... \$ 79.95  
Control Software (ROM) ..... \$ 39.95  
Manual ..... \$ 15.00

### CLOCK/CAL/MEM CARTRIDGE

- Keeps track of hours, min., sec., 10th of sec., month, date, day of week, year, leap year
- Programmable Interrupt timer with 0.5, 5.0 and 60.0 second intervals
- Menu driven software in ROM
- 8K RAM
- Clock battery backup.

Assembled & Tested ..... \$ 89.95  
w/8K RAM ..... \$119.95

### COMING SOON!

- Expansion system, speech I/O transducers and more.

For free information, write to:

CYBERTRON  
3131 Timmons #723  
Houston, Texas 77027  
(713) 840-1272

~536

# SATURN

YOUR SOURCE FOR THE  
COLOR COMPUTER

- 64K COLOR COMPUTER ..... \$370
- DRIVE 0 FOR COCO ..... \$345
- DRIVE 1 FOR COCO ..... \$245
- DISK CONTROLLER FOR COCO \$160
- EXTENDED BASIC KIT ..... \$ 98
- SATURN RS-232 EXPANDER ..... \$ 30
- SATURN SERIAL INTERFACE ... \$ 80
- POWER-ON L.E.D. KIT ..... \$ 6
- FRONT RESET SWITCH KIT .... \$ 7
- BBSSOFTWARE FOR COCO ..... \$200
- MARK DATA WORD-PRO
- KEYBOARD ..... \$ 60
- ENDICOTT JOYSTICKS (PAIR) ... \$ 38
- LIBRARY CASE
- (HOLDS 50 DISKS) ..... \$ 23
- NEW MULTI-COLOR
- RAINBOW DISKS ..... \$ 25
- ELEPHANT DISKS SSDD ..... \$ 23
- 8 PRIME 64K RAM-CHIPS ..... \$ 50
- F-A-S-T UPGRADE SERVICES \$CALL

57-61 CLOVERDALE  
BOULEVARD  
BAYSIDE, NEW YORK 11364

—212—

## 423-4626

~447

Listing continued

```

STD $A0CC * *
JMP $A027 *****
ROMBAK LDD #$C000 PUT ROM CODE BACK AT $C000
STA NEWSTR
LDD #$DFFF ($CFFF FOR 4K, $EFFF FOR 12K)
STD NEWEND
LDD #$4000
STD OLDSTR
LDD #$5FFF ($4FFF FOR 4K, $6FFF FOR 12K)
STD OLDEND
JSR BLKMOV
ANDCC #$AF
JMP $C000
END START
    
```

```



10 FOR I=&H3F9A TO &H3FFE
20 READ A$
30 POKE I,VAL("&H"+A$)
40 NEXT I
50 DATA 0F,71,1A,50,8E,80,00,A6,84,B7,FF,DF,A7,80
60 DATA B7,FF,DE,8C,C0,00,26,F1,B7,FF,DF,86,7E,B7
70 DATA A0,51,CC,A0,72,FD,A0,52,CC,8E,9F,FD,A0,84
80 DATA CC,FE,7E,FD,A0,86,CC,A0,93,FD,A0,88,7F,80
90 DATA 00,0F,71,86,7E,B7,A0,CB,CC,3F,E3,FD,A0,CC
100 DATA 7E,A0,27,CC,C0,00,97,45,CC,DF,FF,DD,41,CC
110 DATA 40,00,DD,47,CC,5F,FF,DD,43,BD,AC,20,1C,AF
120 DATA 7E,C0,00
130 CLS
140 PRINT@0,STRING$(32,"**")
150 PRINT@32,"**"+STRING$(30," ")+"**"
160 PRINT@64,"** ROMPACK TO DISK UTILITY V1.1 **"
170 PRINT@96,"**"+STRING$(30," ")+"**"
180 PRINT@128,"** COPR 1982 BY **"
190 PRINT@160,"** RICHARD E. ESPOSITO **"
200 PRINT@192,"**"
210 PRINT@224,"** << 64K RAM >> **"
220 PRINT@256,"** DISK COLOR BASIC 1.0 **"
230 PRINT@288,"**"+STRING$(30," ")+"**"
240 PRINT@320,STRING$(32,"**")
250 PRINT"IS ROMPACK CODE SAVED TO TAPE"
260 A$=INKEY$:IF A$="" THEN 260
270 IF LEFT$(A$,1)<>"Y" THEN PRINT"DROP POWER, THEN UNPLUG DISC
CARTRIDGE & SAVE ROM CODE":END
280 INPUT"NAME OF TAPE-FILE CONTAINING ROM CODE";F$
290 IF LEN(F$)>8 THEN PRINT"too big":GOTO 280
300 CLOADMF$,&H8000
310 E=PEEK(126)*256+PEEK(127)-1
320 EH=INT(E/256):EL=E-EH*256
330 POKE&H3FF3,EH:POKE&H3FF4,EL
340 FH=EH+&H80
350 POKE&H3FE9,FH:POKE&H3FEA,EL
360 INPUT"NAME OF FILE ON DISK";F$
370 IF LEN(F$)>8 THEN PRINT"too big":GOTO360
380 SAVEMF$,&H3F9A,E,&H3F9A
390 SOUND125,3:PRINT"READY"
    
```

Program Listing 6. Basic Listing with Romfix Incorporated

```

10 A=PEEK(&HC000): B=PEEK(&HC001): C=PEEK(&HC002): D=PEEK(&HC003)
: E=PEEK(&HC004): F=PEEK(&HC005)
20 FOR I=&HC400 TO &HF400 STEP &H400
30 IF PEEK(I)=A AND PEEK(I+1)=B AND PEEK(I+2)=C AND PEEK(I+3)=D
AND PEEK(I+4)=E AND PEEK(I+5)=F OR PEEK(I)=126 AND PEEK(I+1)=126
AND PEEK(I+2)=126 AND PEEK(I+3)=126 AND PEEK(I+4)=126 AND PEEK
(I+5)=126 THEN PRINT HEX$(I-1):END
40 NEXT
    
```

Program Listing 7. Basic Program to Find End Address

\*\*\*\*\*  
 \* TRS-80+ MOD I, III, COCO, TI99/4a \*  
 \* TIMEX 1000, OSBORNE, others \*  
 \* **Gold Plug - 80** \*  
 \* Eliminate disk reboots and data \*  
 \* loss due to oxidized contacts \*  
 \* at the card edge connectors. \*  
 \* **GOLD PLUG 80** solders to the \*  
 \* board edge connector. Use your \*  
 \* existing cables. (if gold plated) \*  
 \* **GOLD PLUG 80 Mod I (6)** \$ 54.95 \*  
 \* Keyboard/EI (mod I) 18.95 \*  
 \* Individual connectors 9.95 \*  
 \* **COCO Disk Module (2)** 18.95 \*  
 \* Ground tab extensions 1.00 \*  
 \* Disk Drives (all R.S.) 9.95 \*  
 \* Gold Disk Cable 2 Drive 29.95 \*  
 \* Four Drive Cable 39.95 \*  
 \* **GOLD PLUG 80 Mod III (6)** 54.95 \*  
 \* Internal 2 Drive Cable 29.95 \*  
 \* Mod III Expansion port 10.95 \*  
 \* USA shipping \$1.45 Can/Mex \$4. \*  
 \* Foreign \$7. TEXAS 5% TAX \*  
 \* \*  
 \*  **E.A.P. CO.**   
 \* P.O. BOX 14  
 \* KELLER, TEXAS 76248  
 \* (817) 498-4242  
 \* \*\*\*\*\* + trademark Tandy Corp\*\*\*\*\*



## The call for authors is out!

**Wayne Green Books** announces an October 1, 1983 deadline for submitting manuscript proposals for the upcoming publication list. Ideas for book-length manuscripts about any microcomputer system or area of electronics will be considered. In addition to payment and royalties, we offer our distribution channels and the marketing support your book deserves.

Send proposals or requests for a copy of our **Writer's Guide to:**

Editor, **Wayne Green Books**  
 Peterborough, NH 03458.

Or call toll-free **1-800-343-0788**.



Canada & Mexico \$27.97, 1 yr. only U.S. Funds drawn on U.S. Bank  
 Foreign surface \$44.97, 1 yr. only U.S. Funds drawn on U.S. Bank  
 All Gift Subscriptions begin with Jan. 1984 issue.  
 \*TRS-80 Color Computer is a trademark of Radio Shack, a division of Tandy Corp.  
**HOT CoCo • P.O. Box 975 • Farmingdale, NY 11737**

## Add Some New Color to Christmas

Now you can add new color to Christmas and throughout the whole year with a subscription to **HOT CoCo**. It's the favorite monthly magazine of TRS-80 Color Computer\* owners because it's written by users for users. **HOT CoCo** overflows with information and delivers all the help the color computerist requires. In addition, **HOT CoCo** is loaded with ads and advice Color Computer owners really need to save time and money.

## Give HOT CoCo



For only \$24.97 you can keep the Color Computerist in your life informed for the entire year. Send in the coupon or the attached card today. Don't give him a tie again. Surprise him with **HOT CoCo**.



Yes, I want to add some new color to Christmas!

Check Enclosed  MC  VISA  AE  Bill Me

Card # \_\_\_\_\_ Expire Date \_\_\_\_\_

Signature \_\_\_\_\_

My Name \_\_\_\_\_

Address \_\_\_\_\_

City \_\_\_\_\_ State \_\_\_\_\_ Zip \_\_\_\_\_

Send a gift subscription of 12 issues for only \$24.97 to:

Name \_\_\_\_\_

Address \_\_\_\_\_

City \_\_\_\_\_ State \_\_\_\_\_ Zip \_\_\_\_\_

639B4

# PRODUCT NEWS

edited by Mark E. Reynolds


The information used in the Product News section is supplied through manufacturers' press releases. *HOT CoCo* has not tested or reviewed these products and cannot guarantee any manufacturer's claim.

## A Multi-Function Subsystem

The CMJ-IF is a multi-function subsystem for the TRS-80 Color Computer and the TDP-100. It plugs into the cartridge port and provides a speech synthesizer, two parallel ports, 4K or 8K of EPROM/ROM space, two counter timers, a serial communications port, and an extender port.

The CMJ-IF sells for \$199 and is available from Magnum Distributing Inc., 1000 S. Dixie Highway W. #3, Pompano Beach, FL 33060, 305-785-2002.

Reader Service ✓ 552



The CMJ-IF Multi-function Subsystem


## Digital Cassette Tape

If you've had it with writing and storing programs on your old Iron Butterfly tapes, perhaps you'll be interested in Datalock, a high-quality digital tape for use with personal computer systems. It's assembled in a premium cassette shell with an oversized pad to ensure correct, accurate alignment.

Datalock's manufacturers claim that it is superior to audio tape for digital recording because it offers less distortion, cleaner high-end response, higher output ratio, greater reliability, and longer wear.

Postpaid prices for Datalock are \$3.75 for a single cassette, \$5.95 for a two-pack, and \$29.95 for a 12-pack in a smoke plastic library case. Contact National Distribution Center, 117 West 23rd St., Independence, MO 64055, 816-254-0400.

Reader Service ✓ 550



## Investment Management Disk

Fundfile is a stock market portfolio and account management program that organizes and keeps track of investment records.

It creates files for up to 900 transactions and up to 50 stocks or funds. It stores the historical account records and reports such information as asset value, realized and unrealized capital gains, dividends, and adjusted costs.

Fundfile comes on disk only for \$27.95 (plus \$2 postage). It requires 16K and Extended Color Basic. A printer is optional. For more information, contact Parsons Software, 118 Woodshire Drive, Parkersburg, WV 26101.

Reader Service ✓ 559

## Two Books From Hayden

*Secrets of Better Basic*, by Ernest E. Mau, reveals the sophisticated programming techniques used by professional software authors for writing faster and more effective Basic programs.

The book shows you methods for testing, editing, and debugging programs; more efficient ways to use memory; better string-handling and use of loops and subroutines; and ways to create disk files. *Secrets of Better Basic* includes five appendices that include the ASCII codes and equivalents, numerical systems and conversions, some Basic functions, sample disk and memory tests, and some useful software.

*Microcomputers Can Be*

# HOT CoCo BOOKS



**COMPUTERS FOR EVERYONE 2nd EDITION**—by Jerry Willis and Merl Miller This new, updated edition shows you how computers can be used in your home, office or school. It explains what computers can do and features a consumer's guide of the more popular computers to help you decide which one to buy and who to buy it from. There's even a chapter devoted to software that describes over 100 programs currently available. Also included are chapters on peripherals, telecommunications and computers in education. Abound with colorful photographs. BK1260 \$5.95

**THE BEGINNERS GUIDE TO BUYING A PERSONAL COMPUTER**—by the Editors of *COMPUTE!* magazine. This easy-to-understand handbook is aimed at novices potentially interested in buying a first computer. It helps the consumer weigh the variables between different types of computer systems and includes comprehensive charts which clearly compare the standard and optional features of all the current mass market personal computers. Also contains a glossary of terms. BK1267 \$3.95

**MICROPROCESSOR INTERFACING TECHNIQUES**—by Austin Lesea & Rodney Zaks Will teach you how to interconnect a complete system and interface it to all the usual peripherals. It covers hardware and software skills and techniques, including the use and design of model buses such as the IEEE 488 or S-100. BK1037 \$17.95

**YOUR FIRST COMPUTER**—By Rodney Zaks Whether you are using a computer, thinking about using one or considering purchasing one, this book is indispensable. It explains what a computer system is, what it can do, how it works and how to select various components and peripheral units. It is written in everyday language and contains invaluable information for the novice and the experienced programmer. (The first edition of this book was published under the title "An Introduction to Personal and Business Computing".) BK1191 \$8.95



## New for the CoCo

**TRS-80 COLOR COMPUTER GRAPHICS**—by Don Inman with DYMAX This exciting book will enable you to explore all the graphics capabilities of Extended Color BASIC. You'll learn how to create interesting graphics to enhance your own computer programs. Also included are application programs and subroutines that will be invaluable when you begin writing your own graphics programs. Each chapter ends with a summary and practice exercise. BK1260 \$14.95

**ASSEMBLY LANGUAGE GRAPHICS FOR THE TRS-80 COLOR COMPUTER**—by Don Inman and Kurt Inman with DYMAX. This dynamic new book uses sound and graphics to show you how 8809 assembly language can be used to perform tasks that would be difficult or impossible with BASIC. All of the techniques are explained in a hands-on approach. Learn how to tailor your own programming style, from editing, assembling, executing and even debugging, to making your own programs run quickly and efficiently. It is also packed with video screen diagrams which explain each step of the process of creating your own graphics. BK1277 \$???.??

**PROGRAMMING THE 8809**—by Rodney Zaks and William Labiak This book explains how to program the 8809 in assembly language, covering all aspects progressively and systematically: basic programming techniques and devices, application examples, data structures, and program development. No prior programming knowledge is required. BK1264 \$14.95

**TRS-80 Color BASIC**—Bob Albrecht Learn how to use the unique color, sound, and graphics of the TRS-80 Color Computer. This self-teaching guide uses a learn-as-you-play format to teach Color BASIC. Packed with games, experiments, programming problems, and solutions, it is an ideal introduction for children, teachers, and adults. It starts with simple concepts and takes you on to more complicated games, graphics, and activities, including many chances for you to try out your newly learned programming skills. Included is an entire chapter on programming problems, which offers tips on adapting to Microsoft BASIC on other personal computers. BK1280 \$10.95

**THE BASIC HANDBOOK—SECOND EDITION**—By David Lien. This book is unique. It is a virtual ENCYCLOPEDIA of BASIC. While not favoring one computer over another, it explains over 250 BASIC words, how to use them and alternate strategies. If a computer does not possess the capabilities of a needed or specified word, there are often ways to accomplish the same function by using another word or combination of words. That's where the HANDBOOK comes in. It helps you get the most from your computer, be it a "bottom-of-the-line" micro or an oversized monster. BK1174 \$19.95

**DON'T (or How to Care for Your Computer)**—by Rodney Zaks. In plain language, with numerous illustrations, this book tells all the do's and don't's of the care, preservation and correct operation of the small computer system. Specific chapters cover each piece of hardware and software, as well as safety and security precautions and help for problem situations. Have your computer work right the first time and keep it working. No technical background required. For all computer users. BK1237 \$11.95.

# WAYNE GREEN BOOKS



**COMPUTER CARNIVAL**—by Richard Ramella. Your child can become a crackerjack computerist with the sixty TRS-80 Level II programs in **COMPUTER CARNIVAL**. This large-type, spiral bound book for beginners is a veritable funhouse of games, graphics, quizzes and puzzles. Written by 80 *Micro* columnist Richard Ramella, the programs are challenging enough to ensure continued learning, yet short enough to provide your child with the immediate delight and reward of mastering basic computing skills. And for even greater enjoyment, get the **CARNIVAL COMPANION**, a 30-minute cassette containing all the programs in the book. Eliminates tiresome typing and lets your child spend more time enjoying the programs. BK7389 \$16.97 CC7389 Book and Cassette \$24.97

**ANNOTATED BASIC A New Technique for Neophytes**—Put your BASIC knowledge to work for you with this 2-volume set of TRS-80 Level II BASIC programs. Gain a better understanding of the elements and techniques involved in programming. *Annotated BASIC's* uniquely designed format breaks each program down for you to include: initial documentation and instruction, definitions of New BASIC Concepts, flowchart, annotations of sections, showing how each part fits into the whole, and explaining why certain BASIC commands are chosen over similar ones. Using the programs as they are or modifying them to sharpen your programming skills, *Annotated BASIC* is a helpful tool for any BASIC programmer. BK7384 (Vol. 1, 152 pages) \$10.95 BK7385 (Vol. 2, 136 pages) \$10.95

**THE SELECTRIC INTERFACE**—by George Young. You need the quality print that a daisy wheel printer provides but the thought of buying one makes your wallet wilt. **SELECTRIC™ INTERFACE**, a step-by-step guide to interfacing an IBM Selectric I/O Writer to your microcomputer, will give you that quality at a fraction of the price. George Young, co-author of *Kilobaud Microcomputing* magazine's popular "Kilobaud Klassroom" series, offers a low-cost alternative to buying a daisy wheel printer. **SELECTRIC INTERFACE** includes: step-by-step instructions, tips on purchasing a used Selectric, information on various Selectric models, including the 2740, 2980, and Dura 1041, driver software for Z80, 8080, and 8502 chips, tips on interfacing techniques. With **SELECTRIC INTERFACE** and some background in electronics, you can have a high-quality, low-cost, letter-quality printer. Petals not included. BK7388 (125 pages) \$12.97

**INSIDE YOUR COMPUTER**—by I. R. Sinclair. Take the mystery out of microcomputer hardware with *Inside Your Computer*. This introduction to hardware describes what is inside the computer and what goes on inside its circuits. I.R. Sinclair's clear explanations apply to any microcomputer system. If you know BASIC, this book can give you the hardware and electronics fundamentals you lack. The author discusses aspects of the microprocessor chip, hardware circuits, the action of the interpreter, and the use of machine language. There is a section on binary numbers and binary arithmetic that includes a discussion of algorithms, floating-point numbers, and ASCII code. The author uses numerous photographs and schematics to illustrate the text. Readers will also get advice on software. *Inside Your Computer* contains a glossary of computer terms and an appendix explaining binary, decimal, and hexadecimal conversion. BK7390 \$12.97

**KILOBAUD KLASROOM**—By George Young and Peter Stark. Learning electronics theory without practice isn't easy. And it's no fun to build an electronics project that you can't use. *Kilobaud Klassroom* the popular series first published in *Kilobaud Microcomputing*, combines theory with practice. This is a *practical* course in digital electronics. It starts out with very simple electronics projects, and by the end of the course you'll construct your own working microcomputer! BK7386 \$14.95

## For Toll Free Ordering Call 1-800-258-5473

\*Use the order card in this magazine or itemize your order on a separate piece of paper and mail to Hot CoCo Book Department Peterborough NH 03458. Be sure to include check or detailed credit card information. No C.O.D. orders accepted. All orders add \$1.50 for the first book, \$1.00 each additional book for U.S. and foreign surface, \$10.00 per book foreign airmail. Please allow 4-6 weeks for delivery. Questions regarding your order? Please write to Customer Service at the above address.

PRICES SUBJECT TO CHANGE WITHOUT NOTICE

*Kidstuff*, by Anna Mae Walsh Burke, teaches young people about microcomputers and how to use them productively.

The book prepares youngsters to begin "speaking" Basic and Pilot and gives clear descriptions and explanations of microcomputer hardware and software. It also provides information on writing programs, saving them on disk or cassette, and using commercial software.

*Microcomputers Can Be Kidstuff* takes the reader from games to problem solving. It also includes a glossary of microcomputer terms and a check list with a set of rules that helps youngsters understand microcomputers.

*Secrets of Better Basic* sells for \$14.95, and *Microcomputers Can Be Kidstuff* is \$8.95. For more information, contact Hayden Book Co. Inc., 50 Essex St., Rochelle Park, NJ 07662, 201-843-0550.

*Reader Service* ✓562

## Graphics Programmer's Scratchpads

Textscreen and Graphicscreen are a matched set of coding forms designed for the TRS-80 Color Computer.

Textscreen fits the formats of the most popular CoCo word processors and has both the 51-by-24 and 64-by-24 markers, and the Tandy 32-by-16 text format.

The Graphicscreen plotting form is the same size as a 13-inch TV screen image, so you can draw a graphics image on the plotting form and transfer the X,Y points directly to Basic language programs. The form shows relative PMODE screens for correct image locating and shifting between pages.

Each form comes in 40-sheet pads for \$2.50, plus 60 cents postage. For more information, contact MJM Design, P.O. Box 54188, Los Angeles, CA 90054.

*Reader Service* ✓565

## Upgrade Your CoCo's Memory

Dynamic Electronics Inc. has developed a complete set of memory expansion kits for the Radio Shack Color Computer. These kits upgrade the D, E, and F series to 16K, 32K, and 64K. The kits are solderless and come with a one-year warranty.

The ME-1 upgrades a 4K machine to 16K and costs \$19.95. The ME-2 upgrades 4K to 32K and costs \$59.95. The ME-3 (16K to 32K) is \$39.95, the ME-4 (D and E versions to 64K) is \$99.95, and the ME-4F (F version to 64K) sells for \$89.95.

For more information, contact Dynamic Electronics Inc., P.O. Box 896, Hartselle, AL 35640, 205-773-2758.

*Reader Service* ✓551

## Mind Those CoCo Disks

Disk Minder is a utility package for the CoCo disk drive. It allows you to find the load and execute addresses and length of machine-language programs and create an alternate directory that you can reinstall if the master directory bombs, or if you accidentally kill a program.

You can also analyze the directory to find out which granules are allocated to each file. The program can generate a free-space map that shows how the granules are being used, and which are not being used.

With Disk Minder you can kill selected files with a wildcard for either the file name or extension, list a file to the screen or printer, generate a cursor-controlled menu of all the files on disk that can scroll through the list, and run any of them with a single keystroke. Two-disk-drive owners can combine files from one disk to another.

Disk Minder sells for \$24.95. All of its commands

offer printout options where applicable. For more information, contact Derringer Software, P.O. Box 5300, Florence, SC 29502, 803-655-5676.

*Reader Service* ✓558

## Create Data Files Of Directories


Pro-Color-Dir is an application program for use with Pro-Color-File (version 1.0 or 2.0) that will create a data file of directories.

You load the disks, and Pro-Color-Dir reads the directory and then stores the disk identification, file name, extension, file type, allocation of granules and sectors, and sectors used in a data file. It adds subsequent disk directories at the end of the file.

Pro-Color-File then accesses the data file and generates alphabetized reports of all the files. You can easily store 1,000 file names on one disk.

Pro-Color-Dir sells for \$24.95 from Derringer Software, P.O. Box 5300, Florence, SC 29502, 803-665-5676.

*Reader Service* ✓557



**Communicate  
With  
Other Systems**

Super "Color" Terminal version 3.0 is a communications program for the Color Computer and TDP-100. You can use it to communicate with all popular information services, such as Dow Jones, CompuServe, The Source, and local BBSes and clubs. You can also communicate with other microcomputers, including CoCos, Apples, and IBM PCs, via RS-232 or direct.

Communications with this program are effortless, whether downloading or uploading. The Super "Color" Terminal also creates files totally compatible with other programs in the Super "Color" Library.

This program will work on a 16K CoCo, but it works best on a 64K machine. The ROM-pack version offers a full 61K of buffer space in a 64K computer. Up to 51.5K is available with a disk system, and 53K with a tape system.

The Super "Color" Terminal also offers a choice of eight high-resolu-

tion displays, with real lowercase descenders. It supports automatic color-graphics communications so you can receive pictures from bulletin boards and information systems. Other features include lowercase masking, selectable character trapping, and program-able upload prompts.

The Super "Color" Ter-

minal is an integrated and adaptable system, capable of communicating with any system at baud rates from 110-9600. It supports disk and cassette I/O to save and load ASCII files, machine code and Basic programs, and allows you to print the buffer contents.

The program sells for \$49.95 on tape, \$59.95 on ROM pack, and \$69.95 on disk (manual only, \$10) from Nelson Software Systems, 9072 Lyndale Ave. S., Minneapolis, MN 55420, 612-881-2777.

Reader Service 561



Super "Color" Terminal

**Disk Drive Kit**

The Color Disk Drive Kit increases the CoCo's capacity to store and access programs and large amounts of data. It plugs into the cartridge port to give you

*THE SKY'S THE LIMIT!*

**Mountain Pilot**

Eagle Pass is an aerial graveyard. Imagine the wreckage of planes beneath you. No one has made it through before. Ever. But you have to. The miners at Goldtown are out of supplies and only you can help them.

Check your airspeed. Not enough. Pull back to full throttle. Okay. You're barely missing the peaks below. But don't forget your other instruments. This pass is narrow, and twisting. Watch your compass heading. And keep away from the cliffs.

Envision Goldtown glittering in the distance. You may actually make it. But don't relax yet. You can't refuel at Goldtown. And there's still the return trip.

**Requires: TRS-80\* Color Computer/Extended BASIC 16K Tape #0370RC \$19.95**

**Air Flight Simulation**

600 feet of runway. This is your first solo flight. Throttle at full. Elevators at a quarter. Airspeed increases: 65 . . . 90 . . . 115 mph.

Stress warning! Cut the throttle or you'll break up. The next few minutes you fluctuate between stress and stall warnings. Finally you level off.

Feeling confident? Flip the ailerons and bank right. But not too much, or you'll be flying upside down—out of control. Try a loop. A roll. Gliding. Try a dive. You'll have so much fun you may forget to land before your fuel runs out.

**Requires: TRS-80\* Color Computer 16K Game Paddles optional. Tape #0437RC \$14.95**

\*TRS-80 is a trademark of the RadioShack Division of Tandy Corporation.



**YES! The Sky's The Limit! Send me:**

\_\_\_ copies of Mountain Pilot #0370RC@\$19.95  
\_\_\_ copies of Air Flight Simulation #0437RC@\$14.95

Please add \$2.50 for Postage & Handling

VISA     MC     AMEX     Check/MO

NAME \_\_\_\_\_  
ADDRESS \_\_\_\_\_  
CITY \_\_\_\_\_ STATE \_\_\_\_\_ ZIP \_\_\_\_\_

CARD# \_\_\_\_\_  
INTERBANK \_\_\_\_\_  
EXP. DATE \_\_\_\_\_  
SIGNATURE \_\_\_\_\_



**ORDER TOLL FREE 1-800-258-5473**

Rte. 101 & Elm St., Peterborough, NH 03458

339B4S

## PRODUCT NEWS

156,672 characters of storage per disk.

The drive kit is compatible with Radio Shack software and hardware. It includes a 5¼-inch double-density, 40-track floppy disk drive, a cable, a plug-in program cartridge, one blank 5¼-inch disk, a reference manual, and operator's instructions. The included cable allows you to use up to two drives per system. An optional cable allows you to use up to four.

The kit requires Extended Color Basic and costs \$399 from American Small Business Computers Inc., 118 South Mill St., Pryor, OK 74361, 918-825-4844.

*Reader Service* ✓555

### Printer/Modem Switcher

Saturn Electronics has introduced a printer/modem switcher that includes several features. It doesn't require batteries or power, nor does it need extra cables or adapters. It comes assembled and tested and lets you easily switch between your printer and modem.


The unit automatically checks the RS-232 port and gives visual indication. It also adds three RS-232 ports to your CoCo.

The printer/modem switcher comes with a two-year warranty and sells for \$29.95 from Saturn Electronics Co. Inc., 57-61 Cloverdale Blvd., Bayside, NY 11364, 212-423-4626.

*Reader Service* ✓553

### Save ROM Packs To Cassette

Lessen the danger of using ROM packs by using ROMBACK2, a utility program designed to allow a 64K CoCo to produce cassette copies of ROM packs. ROMBACK2 also provides the start, end, and execute address of the tape so that you can transfer it to



disk, using the SAVEM command.

ROMBACK2 checks the size of the ROM pack, block moves the data to low RAM, and then tacks on a special loader program. It executes this loader program first whenever you execute a ROMBACK tape or disk file.

It boots the cartridge data and a copy of the ROM Basic interpreter into high RAM, and then initializes the computer to emulate its state at the time of a jump on power up to a real cartridge. It then creates the cartridge data.

You can produce tapes on a 32K machine with ROMBACK2, but you must run them on a 64K. The program will not copy some code-protected ROM packs.

ROMBACK2 comes on cassette and sells for \$20 from Cheshire Cat Software, 1529 Addison St., Berkeley, CA 94703.

*Reader Service* ✓563

### A Game and Two Other Programs

Crystal Software has developed three new programs for the CoCo and the TDP-100.

● Spelling Bee is a one- or two-player game in which spellers try to find the letters that make up a word hidden in a flower.

The game comes with a file of 260 words, and you can create your own word files and save them on tape. There are three variations of play and two skill levels.

Spelling Bee is for ages seven to adult and requires Extended Color Basic. It is available on cassette for \$15.95.

● Time Teacher displays a traditional and a digital clock. Students convert the time displayed on the traditional clock to digital time.

The program contains six skill levels that increase automatically as children successfully complete the

exercises. It also keeps a detailed progress report for each student and can display it at any time on the screen or printer.

Time Teacher is written for children ages 5-11. It requires Extended Color Basic and is available on tape for \$15.95.

● Traffic is a machine-language, arcade-type game in which you must forge your way across a congested highway by dodging traffic. You might reach a point at which you must cross 12 lanes of traffic, and the level of difficulty increases automatically.

Traffic requires at least 16K but does not require joysticks. It is available on a cassette that contains both Color Basic and Extended Color Basic versions of the game for \$10.95.

You can get all three programs for \$36. For more information on these cassettes, contact Crystal Software, 6591 Dawsey Road, Rock Creek, OH 44084.

*Reader Service* ✓554

### A Cassette Magazine on Disk

*Chromasette Magazine*, the cassette magazine for the Color Computer, is now available on disk as well. Each month it brings you six to eight programs, including tutorials, utilities, and games.

You can buy any issue since July 1981 on tape and disk. The programs will be the same on either medium, but the ones on disk might be modified for 32K disk systems.

There will also be a menu program on each disk to take care of the initial memory allocation for each program, making it easy to run programs without worrying about the CLEAR and PCLEAR values.

Single copies of back issues sell for \$6 on tape or



\$11 on disk. A year's subscription (12 issues) is \$50 on tape and \$95 on disk. A subscription for six months (six issues) is \$30 on tape and \$55 on disk. For more information, contact *Chromasette Magazine*, P.O. Box 1087, Santa Barbara, CA 93102, 805-963-1066.

Reader Service ✓560

### Old McDonald's Vowels

Old McDonald's Farm is a drill program on the long and short vowels.

The screen displays a barnyard scene, and the tape contains recorded audio messages so children will hear someone saying the vowel sounds and exemplary words. These words are printed on the screen and used in a sentence. A flashing pig appears when students make an error, but they get to find a mystery animal in the barn when they answer all cues correctly.

The program sells for \$14.95 (plus \$2 postage) and includes a manual that discusses the objectives of the drill, some sample items, operating hints, and suggestions for using the program. For more information, con-

tact Teksym Corporation, 14504 Country Road 15, Minneapolis, MN 55441, 612-473-1225.

Reader Service ✓556

### Beyond Words

Beyond Words is a series of language arts programs for a 32K, Extended Color Basic CoCo. There is a cassette for each of three skill levels—grades 3-5, grades 6-8, and grades 9-12.

All three levels include a spelling test in which the student must indicate the correct spelling from two choices, and a synonym/antonym test in which he must decide if different word pairs are similar or opposite in meaning. Beyond Words I includes a section on abbreviations and contractions, Beyond Words II contains a section on homonyms, and Beyond Words III tests language reasoning with verb analogies that ask the student to consider relationships between related word pairs.

Each cassette sells for \$19.95, plus \$1 postage, and is available from Computer Island, 227 Hampton Green, Staten Island, NY 10312, 212-948-2748.

Reader Service ✓564



# DYNAMITE+™

## "THE CODE BUSTER" disassembles any 6809 or 6800 machine code program into beautiful source

- Learn to program like the experts!
- Adapt existing programs to your needs!
- Convert your 6800 programs to 6809!
- Automatic LABEL generation.
- Allows specifying FCB's, FCC's, FDB's, etc.
- Constants input from DISK or CONSOLE.
- Automatically uses system variable NAMES.
- Output to console, printer, or disk file.
- Available for all popular 6809 operating systems.

FLEX™ \$100 per copy; specify 5" or 8" diskette.

OS-9™ \$150 per copy; specify 5" or 8" diskette.

UniFLEX™ \$300 per copy; 8" diskette only.

For a free sample disassembly that'll convince you DYNAMITE+ is the world's best disassembler, send us your name, address, and the name of your operating system.

### Order your DYNAMITE+ today!

See your local DYNAMITE+ dealer, or order directly from CSC at the address below. We accept telephone orders from 10 am to 6 pm, Monday through Friday. Call us at 314-576-5020. Your VISA or MasterCard is welcome. Orders outside North America add \$5 per copy. Please specify diskette size for FLEX or OS-9 versions.

### Foreign Dealers:

Australia & Southeast Asia: order from Paris Radio Electronics, 161 Bunnerong Road (PO Box 380) Kingsford, 2032 NSW Australia. Telephone: 02-344-9111.

United Kingdom: order from Compusense, Ltd., PO Box 169, London N13 4HT. Telephone: 01-882-0681.

Scandinavia: order from Swedish Electronics hk AB, Murargatan 23-25, Uppsala S-754 37 Sweden. Telephone: 18-25-30-00.

**Computer Systems Center**  
13461 Olive Blvd.  
Chesterfield, MO 63017  
(314) 576-5020



✓507

UniFLEX software prices include maintenance for the first year.

DYNAMITE+ is a trademark of Computer Systems Center.

FLEX and UniFLEX are trademarks of TSC.  
OS-9 is a trademark of Microware and Motorola.

Dealer Inquiries welcome.

## The GMX 6809 CPU III

The GIMIX 6809 CPU III board is an advanced design, specifically intended for use with multi-user, multi-tasking operating systems.

Built on a multi-layer circuit board and utilizing high-speed, high-density logic, the GMX CPU III enhances the performance of the 2MHz 6809 by providing such features as 1 byte/micro-second DMA block transfers from memory to memory or between memory and I/O devices, and advanced memory management with 2K segments and segment attributes. The board automatically arbitrates DMA contention between the on board DMA and external DMA devices such as disk controllers. The 2K memory segments allow more efficient memory usage. The segment attributes allow the trapping of out-of-range memory references, write protection, and a hardware single step function for software debugging.

The board prevents the execution of certain illegal instructions from crashing the system by monitoring interrupts to the 6809 and its response to them. If the processor does not respond to an interrupt within 128 clock cycles the board resets the 6809 and asserts a special reset vector. The system can then close down the offending task and resume normal operation. This also limits the length of time that interrupts can remain masked by a user, preventing users from keeping the system from task switching and servicing other users.


To further protect the system, the CPU board supports separate user and system "states" with automatic switching to the system state in response to interrupts and system (SWI) calls. Certain functions and memory areas can only be accessed in the system state, preventing unauthorized accesses.

The GMX CPU III also includes a full function time-of-day clock with year and automatic leap year/daylight savings time correction, and a 2K scratchpad RAM, both with battery backup. To provide precision timing functions, a 6840 PTM with a separate 500 KHz, precision (.0025%) time base oscillator is included. The oscillator is easily user replaceable to provide other time base frequencies (750 KHz, maximum). The single EPROM socket will accept 2K, 4K or 8K EPROMS, with a maximum of 4K mapped into the system address space at any one time. Software switching is implemented by selecting the upper or lower half of an 8K EPROM under hardware or software control.

## OS-9 GMX III Operating System

OS-9 GMX III is an enhanced OS-9 Level II that takes full advantage of the features of the GMX CPU III. As a result, the system is faster, more memory efficient, and a more secure multi-user, multi-tasking operating system than the original OS-9 GIMIX II, while retaining complete software compatibility. Throughput is enhanced by the memory to memory DMA and the automatic task switching, while the memory attributes and illegal instruction trapping protect the system and individual users from each other. Sharable system modules in RAM are write protected to prevent tampering. Memory mapping in 2K segments and the ability to load modules in non-contiguous RAM provide more efficient memory utilization. Each task can be allocated a full 64K of RAM, with no operating system overhead in the tasks address space.

**UniFLEX for the GMX 6809 CPU III and Intelligent I/O boards is in development.**



We review products from every source and carry ALL of THE BEST

**ONE**  
**STOP** **FOR**  
**COMPUTER**  
**PRODUCTS**  
**SHOPPING**

We offer products from:

Mark Data • Tom Mix  
Micro Works • TDP • Radio Shack  
Book Publishers • Botek • Aardvark  
Motorola • Frank Hogg Laboratories  
Micro Technical • Nanos • Epson • C. Itoh  
Hayes • Signalman • Dugger Growing Systems

We are a TDP dealer with *good prices!*

**SOFTWARE:** Graphics & Arcade Games! • Adventure Games!  
Home Management • Finance • Word Processing and Mailing Lists • Data Bases  
Modem Software • Assemblers and Editors • Graphics Programming Aids

**We have OS-9 Software!**

**HARDWARE:** 16K • 32K • 64K Memory Expansions • Printers • Modems • Cables  
Interfaces • Lower Case Adaptors • Disk Drives • Monitors • Computers

**ACCESSORIES:** Books • Ribbons • Service Manuals • Reference Cards • Supplies

Attractive **Authorship Program** for programmers who want to turn software into cash!

Shipping from stock

Dealer Inquiries Invited

**CALL  
OR  
WRITE  
FOR  
COMPLETE  
INFORMATION**



Box 668  
6809 Specialists Encinitas, CA 92024 • (619) 436-3512

Computerware is a trademark of Computerware.

# Wake up your CoCo

Do you really care what this ad says, or are you just looking at the girl?

If you bought your CoCo just to play games, then read no further because we're going to show you how to unleash the power that's in your CoCo. It's a little known fact that the CoCo is one of the fastest computers around and with the right software can do everything that any other computer can do, only better and faster. The key, of course, is good software! Without it, all you can do is play games with your CoCo.

Because of the power in the CoCo, it was possible for us to bring the FLEX operating system over to the CoCo, which we did over a year and a half ago, with FHL Color FLEX. Since then, FHL has become the largest supplier of software for the FLEX operating system and the CoCo in the world!! We have over 100 applications for the CoCo and they are all high level software packages that have been used for years on much larger computer systems running the FLEX operating system! These applications range from languages, utilities and software development tools to word processing, data base management and business applications.

We have thousands of CoCo users running our FHL Color FLEX and all of the software compatible with it. These users range from hobbyists to businessmen, schools, universities, accountants, secretaries, and even NASA. The uses for FLEX seem endless!

**And, of course, we fully support our FHL Color FLEX!!!**

Software is not the only way we enhance the CoCo. We have everything from complete systems to memory chips. We also have one of the best expansion systems for the CoCo available. It's called "THE SOLUTION", and can be seen in the center of the picture, between the CoCo and the disk drive.

If you want to know more about the power of your Color Computer and the possibilities open to you as a user, send \$3.00 for our latest catalog! (The cost of which may be applied toward your first order.)

**SPECIAL: FHL Color FLEX now \$69.95 plus \$3.50 shipping and handling.**



**FHL FRANK HOGG LABORATORY**

THE REGENCY TOWER • SUITE 215 • 770 JAMES ST. • SYRACUSE, NY 13203  
PHONE (315) 474-7856 • TELEX 646740