

DRAGON



USER

October 1987

The independent Dragon magazine

Contents

Letters

2

Expensive software from America ... graphics hint ... why no DragonDOS book? ... Tandy DMP105 superseded ... where is Peter Whittaker? ... *Stylograph* suggestion ... Tally mod ... video upgrade ... directory directive ... where are the birds?

News

4

Dragon-User back issues ... software from The Solver ... *Magbase* pricelist ... discs from TDK ... editor sounds off again.

Dragon Soft

5

Crazy Foota from Computape ... Galactic Gus from Quickbeam ... PC Convert from Compusense... Kararkazy from Preston... Biorhythms from Occult... and a retro.

Auto boot

8

Julian Osbourne puts the boot in — to DragonDOS.

Two extra commands

10

R. G. Whittaker adds commands to invert and scroll to Dragon Basic.

Scopy for SuperDOS

12

Stuck with a single disc drive? Martyn Armitage devises a routine to copy from disc to disc under SuperDOS without tears.

Down in the Dumps

16

Just one this month, for the Tandy DMP 110 dot matrix printer.

A composer at Ossett

18

George and Jonathan Cartwright offer a personal view of the Ossett show, and some helpful hints for *Dragon Composer*.

Winners and losers

19

Gordon Lee looks at some of the entries to the May competition, and has a few (three letter) words to say about it.

Expert's Arcade Arena

20

Introducing the famous Hacking Sheet, by Paul Burgin.

Write: ADVENTURE

22

Is there something following you? If not, Pete Gerrard tells you how to obtain one, and what to do with it.

Adventure Trail

24

Mike Gerrard tackles *Tanglewood* and *Trekboer*, while singlehandedly beating off a wasp.

Competition

26

How many angles in a triangle? Are you sure? Ask Gordon Lee

The Answer

27

Gordon Lee's own solution to the July competition.

STOP PRESS+ STOP PRESS+ STOP PRESS

John Penn Software are organising a 6809 Show in London at the Great Hall, the Connaught Rooms, Aldwych on Saturday December 5th. More news next month.

Brian Cadge is on holiday.

Editorial

IT'S apologies month again this month. Everything will be resolved, of course, by the time you read this, but I would just like you to know that my first thought, when I was told that *Dragon User* wouldn't be mailed till the 7th September, was "They'll lynch me in Rochdale!"

What I can't tell you just yet is whether they *did* lynch me in Rochdale. I can't even plead with'em not to. It's too early for t'one and too late for t'other. All I can say is that, well, we were a teeny bit late to the printers. Not two whole weeks late, but, well, late is late, isn't it?

Trouble is, if you leave the office for a week, your hardworking friends and colleagues can do one of two things: a) something or b) nothing. B) normally causes fewer problems. Normally. Fortunately, the ghost of the much missed Barbora, who hid a few spare days in the timetable, and the long suffering Artext "send us your discs and we'll show you what you can do with'em" made sure that we were stuck down and parcelled up rather less late than we would otherwise have been.

By the way, it's a little known fact that designers of computer mags gradually go insane. There are only so many things you can do, visually that is, with little black boxes. Editors don't, of course (... burble ...)

Telephone number
(All departments)
437-4343

Editor
HELEN ARMSTRONG

Production Editors
DAVID PRIVETT/LINDA SLOMAN

Editorial Secretary
CAROL FRITH

Advertisement Manager
ATHENA PEERMAN

Administration
ANNE MARIE ALLEN

Marketing Manager
HELEN PERRY

Managing Editor
PETER WORLOCK

Publishing Director
JENNY IRELAND

Subscriptions
UK £14 for 12 issues
Overseas (surface) £20 for 12 issues
ISSN 0265-177. Telex: 296275
Dragon User, 12/13 Little Newport Street,
London WC2H 7PP
US address: c/o Business Press International,
205 East 42nd St, New York, NY 10017
Published by Scot Press Ltd.
© Scot Press 1987
Typesetting and Production by Artext Limited,
London NW1.
Printed by Headley Brothers Ltd. Ashford, Kent
Registered at the Post Office as a newspaper.
Dragon and its logo are trademarks of
Eurohard Ltd.

How to submit articles

The quality of the material we can publish in *Dragon User* each month will, to a very great extent depend on the quality of the discoveries that you can make with your Dragon. The Dragon computer was launched on to the market with a powerful version of Basic, but with very poor documentation.

Articles which are submitted to *Dragon User* for publication should not be more than 3000 words long. All submissions should be typed. Please leave wide margins and a double space between each line. Programs should, whenever possible, be computer printed on plain white paper and be accompanied by a tape of the program.

We cannot guarantee to return every submitted article or program, so please keep a copy. If you want to have your program returned you must include a stamped addressed envelope.

Mystery draw

WHILE reading DU August 1986 I came across an item called *Graphics* by J.H.Plester in *Dragon Answers*. So here is something for Mr. Plester to add to it:

10 PMODE 2,1:SCREEN 1,0
20 POKE &HFF22,(PEEK (&HFF22)AND 6)
15 DATA 121,12,12,12,12,12,12,12,12,13,33
30 GOTO 10

or
20 POKE &HFF22,(PEEK (&HFF23)AND 6)

or
20 POKE &HFF22,(PEEK (&HFF20)AND 7)

or
20 POKE &HFF22,(PEEK (&HFF19)AND 8)

or
20 POKE &HFF22,(PEEK (&HFF18)AND 9)

or
20 POKE &HFF22,(PEEK (&HFF15)AND 2)

If there's any complaints about the above, please contact or phone me. And could J. H. Plester, and Simon of Crawley Hill Farm who wanted help with *Syzygy* get in touch. Sorry, Simon.

Paul Iasikiewicz
40, Sidlay Avenue
Parr St. Helens
Merseyside
WA9 2BQ


(St. Helens) 611827 (between 4 and 4.30pm).

Write-a-DOS?

COMMERCIAL support for the *Dragon* is not very good to put it mildly, although some interesting new names and items have appeared of late. One thing I have noticed though is if someone says there is a special need for some particular program or item, especially in your pages, it seems to spark somewhere an "I can produce that!" from somewhere.

So what's the point of this? Well I have spotted a market gap and I want someone to fill it. The books-on-anything-computer phase ended as the DRAGONDOS appeared on the scene, and the manual

Every month we will be shelling out a game or two, courtesy of Microdeal, to the reader/s who send the most interesting or entertaining letters. So send us your hints and your opinions, send us your hi-scores and suggestions. Send us your best *Dragon* stories. What d'you think we are, mind readers?!



There's gold in them thar bills!

AS new software is now almost extinct I would like to pass on my experience of obtaining software direct from Canada and America. Payment can easily be arranged on any of the major credit cards.

I ordered *Gantelet* and *Paper Route* from Canada by phone at about 9pm in the UK. Due to the time difference it was early afternoon in Canada. The games took about 1 month to arrive. They both ran without conversion on a *Dragon 64* except if you use the keyboard mode instead of using the joystick as the keyboard scan is different, although this can be overcome by using different keys.

The main drawback is that the games cost about £30 each including shipping. Custom duties and charges add another £5 when they enter this country.

I hope the above information may prove useful to anyone thinking of ordering direct from an American or Canadian source.

R.K. Osborne
18A Northdown Avenue
Cliftonville
Kent
CT9 2NW

AND who has recently inherited their aunty's estates ... well, that should stop folk complaining about the cost of new software here for a bit.

Anyone who is this dedicated deserves one free tape, I reckon, but we would be interested to hear from anyone who has a (legitimate) method of getting compatible software from the USA without having to pay £35 a shot!

supporting it is abysmal. I would like a good book on this peripheral, starting with simple use and programming, fully covering file handling in an easy to follow manner with plenty of short example programs, and going on to memory maps etc. I am sure there is more than one person out there with the knowledge and skill to write such a book, and a market for it once written. Perhaps *Sunshine* will take you up and do the actual publishing??? If not I see no reason why it needn't be in printed, photocopied, or duplicated form. You might even make a bit of money!

Philip Beed
27 Findon Road
Elson
Gosport
Hants PO12 4EP

WELL, money is something there isn't a lot of about, as we all know, but you never know, do you? Just out of idle curiosity, is there anyone out there who has the onions to write a book like this?

Out of print

HAVING read with interest your review *Take Ten Printers* in the July edition of *Dragon User*, I was very impressed with the report on the Tandy DMP105 by Ian Martin. He suggested that the competitive price is £120, but has since been reduced to £99.95. With this information in mind I paid visit to my local Tandy shop. I asked the salesman if

I might see the DMP105 at work, to which he replied, 'Sorry! That model was discontinued at Christmas.' The printer has been replaced by the DMP106, but the price has increased considerably to £169.95.

The review now seemed rather pointless and as you can imagine I am very disappointed.

Now after the complaint: please can you give any information as to where I may obtain *Buzzard Bait* by Tom Mix? The only copy I have seen locally is at Tandy's and that was for the CoCo and would not even load into the *Dragon*. As this is one of the games recently under review by *Dragon User*, I wondered if you can supply a source?

Dennis Wright
37 Moor Drive
Alvaston
Derby DE2 0DQ

NOW, dang my eyes, but I'll be darned if I can find a review of *Buzzard Bait* around the old place just now. There's one in my brown paper bag ... perhaps we'll run it. But the word is that Microdeal, who used to sell it, no longer do so, so unless you can beg, borrow or steal one, it's no longer available.

Help with old WP?

I HAVE recently been experimenting with *Coding the Words*, Peter Whittaker's Word Processor in the September 1985 issue of *Dragon User*. I think it is an excellent program and if more software like this had been available commercially earlier on, the *Dragon* would still be selling in its thousands today.

However, I have two problems and would be grateful if Peter or one of your other readers could assist. Firstly, I am not a very good touch typist and would like to increase the auto repeat delay so that I do not repeeeeeeated leeeeters; is there some location I can POKE with a longer delay? The second problem is more difficult, when I save to disc, after entering the 8 character

file name followed by (ENTER) the disc motor starts, the busy light comes on, the head moves and it stays like this for 10 minutes or more until I press the (RESET) button; on checking the directory, no file has been written. If I try to load a file, any file, the program crashes with an FM error. I presume that Peter uses a different disc controller and that he is making calls to routines which reside in different locations. I should be most grateful for any help in converting the program, even if it is only a list of the disc routine calls used by Peter.

*Mrs Bernice Hennessy
The Firs
8 Towcester Rd
Blisworth Northampton
NN7 3BL*

UNFORTUNATELY, we have lost touch with Peter after efforts to locate him. Perhaps another reader can help.

Double spaced Stylo

I am a Spanish member of the OS-9 User Group and subscriber of your good magazine. I write you about the article of David Rothery and the correction of the double space printing with the Stylograph program.

Well, making the change that he proposes the printing is correct with both Stylo and MM. But if you try to use the MM with the screen, it doesn't work properly and in addition both programs don't respond to the Xmode set ups.

The problem of the double space printing, in both programs, comes from the use of a system calling. The characters are sent to the printer one by one, with a I\$Write calling. This calling doesn't allow line editing, and to end a line it is necessary to send a CR + LF sequence. This causes the double space printing ignoring the Xmode set ups.

To avoid this dreaded problem I have changed the I\$Write calling by a I\$WritLn, which allows line editing, and I have nullified the LF sequence with NOP instructions. With this change in both programs the printing is correct on the printer and the screen, and always follows the Xmode set up conditions.

This is the process to make the changes with the systems

disc (with the Debugger) in /D0 and the Stylo in /D1 :

```
DEBUG
$ LOAD /d1/cmds/stylo
L stylo
.. + 012E
= 8C
L stylo
.. + 3F4F
= 12
= 12
= 12
= 12
Q
SAVE /d1/cmds/stylo.mod stylo
DEL /d1/cmds/stylo
VERIFY U </d1/cmds/stylo.
mod >/d1/cmds/stylo
DEL /d1/cmds/stylo.mod
ATTR /d1/cmds/stylo e pe
The process for the Mail Merge is the same with the addresses +00F3 and +191D.
```

I hope that this change will be a definitive solution for this problem. Apologies for my English. Thank you for your attention.

*Pedro M. Pascual Uriguen
Santaines Kalea 6-B
20600 Eibar (Gipuzkoa)
Euskadi Spain*

Quick Tally mod

I WAS very interested to read your article on printer and I myself own the Mannesman Tally 80+ and have found the variety of print modes and character sets to be very useful in writing technical reports for my degree course at the local polytechnic.

It can be found, if the top cover is removed, that on the left under the input card are two sockets marked Ram 1 & Ram 2, the card is held in place by two screws and should be removed by lifting it directly upwards as it is plugged into the board below, now if two 6116 memory chips are fitted in these sockets then the input buffer will be increased to 4K (as opposed to only 112 bytes which is the standard). The cost of the chips is only about £4.50 and this included the postage and putting the chips into the sockets can be done by all but the very clumsiest of oafs.

I hope this information will be of interest to your readers.

*C. Hitchinson
2 Newington Rd
Beechwood
Middlesbrough
Cleveland TS4 3ED*

PS I bought the chips from Grandata Ltd. for £1.60p + VAT + 50p postage. The address can be found in *Practical Electronics*.

Better video?

SINCE the Dragon came out, people are trying to upgrade it to give it a better video performance. The Tandy Coco has managed it by having a raster memory system by Motorola installed, the Dragon got stuck by having an out of date video system.

Compusense with its upgrade board had better used the NEC7220 instead of an out of date MC6845, then when all is in RAM, one could modify the Basic to use the 7220 to full potential:

- 128 columns x 72 lines, more than A4 page (using an A4 or double A4 monitor by ETAP, Belgium)
- High resolution of 768 x 576 pixels, better than Atari ST or Amiga or IBM PS/2
- Using analog video, unlimited colours, CAD/CAM possibilities.
- 128K Video RAM used by the 7220 only, not interfering with the Dragon's own 64K, etc., or having a complete new RAM board of 1Mb.

For quite a while a British firm called Micro Concepts has had another solution: Microbox II.

One can order it as a kit or as a complete package, take your pick, they can be reached at 2 St. Stephen Road, Cheltenham, Gloucestershire GL5 1AA, phone (0242) 510525.

*Maarten 'AMJ' Van Wamelen
3 Lynmetestraat
Oedelem 8330
Belgium*

Cluster correction

THANK you for publishing the article *Into the Directory* in the May issue, and for the program ReadDD.

However I feel I should point out to Paul Dalglish, a misunderstanding he has. He comments that the device descriptors are set up for 8 sector clusters and so Dragon discs will not read directly. In fact the OS-9 device descriptors do not contain any reference to the cluster size. This is chosen by the format program and written onto the identification sector of the disc. The byte Mr Dalglish specifies to change should have no effect at all on the operation of the program. The byte referred to is called the 'Segment Allocation Size' and

is the minimum number of sectors allocated to a file. See page 6-4 (4th paragraph) of the OS-9 Systems Programmers Manual. If the file is shorter than 8 sectors then when the file is closed, these extra sectors are de-allocated from the file. If you have two or more files open for writing simultaneously and you have altered the device descriptor as Mr Dalglish suggest you could get a 'Segment List Full' error due to excessive fragmentation of the files. This byte is therefore best left as it is. The program ReadDD works perfectly well anyway.

To check the cluster size, try using the FREE command. This displays the cluster size amongst its output.

*P D Smith
University Hall
Birchwood Road
Penylan
Cardiff
CF2 5YB*

Thanks and a favour...

FIRSTLY may I thank yourselves for your backing and continual support for Dragon owners. It is organisations such as yours that help keep our family of together.

Next I would like to thank the Hardware and Software Businesses for supplying these owners with their necessary fodder if you will excuse the term.

Finally I must congratulate all the owners of Dragon and Tandy (never forget the Tandy owners) Machines for not discarding their computers in pursuit of poxy (forgive me if 'poxy' is a bit strong) machines such as Sinclair — say no more, Atari etc.. It is the owners themselves whom deserve congratulating as they keep a computer alive and I am sure they will continue to support their suppliers.

Could I please ask you to print my name and address along with this letter so I can get in touch with other Dragon owners and swap games, tips, and for the female contingent — telephone numbers?

*Steve Clements
397 The Heathway
Shard End
Birmingham
B34 6QN*

WHY's that, ay? Fink only the birds have telephones do yer? What about us chaps, then? Ay? Ay?

New disc set to chart



THE lady with a 3 inch disc clinging to her ear is part of a new advertising campaign by TDK, already well known for their video and audio cassette tapes.

TDK haven't made it clear yet whether the new range will include 3.25in or 5in discs, but TDK magnetic tape is already a byword for good quality, so they could become a major force in the disc market in future.

But they are not likely to start any trends in the earring business.

Dragon User back issues

FOLLOWING the launch of Pulser Software's database program *Magbase*, with an optional *Dragon User* index, this seems like a good time to print a list of DU back issue still available.

We have small quantities (under 20 copies) of the following:

August 1983, December 1983, February 1984, March 1984, May 1984, June 1984, August 1984, September 1984, October 1984, November 1984, January 1985, February 1985, March 1985, June 1985, November 1985, January 1986, February 1986, March 1986, May 1986.

We have substantial quantities (over 50 copies) of September 1985, December 1985, April 1986, August 1986, September 1986, October 1986, November 1986, December

1986 (which contains adverts from virtually every supplier still in the Dragon market, including one or two recent drop-outs, and as such is a useful work of reference) and all 1987 issues.

We have a very small number of September 1983, November 1983, January 1984, April 1984, July 1984 and July 1986. Don't order those — drop the Editor a line if you want copies, and we will check with the warehouse and let you know, after which we will deal with any orders on a first come first serve basis. This will help us to avoid losing track of orders for issues which may or may not be in stock.

Backnumbers of *Dragon User* cost £1.25 regardless of quantity or rarity! Please send any orders to the usual address, making payments out to Scot Press Ltd.

Magbase price list

HERE is a full list of prices for the different versions of Pulser Software's *Magbase*:

Tape version: £1.99; disc version: £2.99; tape version with *Dragon User* files: £2.99; disc version with *Dragon User* files: £3.99; *Dragon User* hard copy only: £1.99; tape version + DU files + Du hard copy: £3.99; disc version + DU files + hard copy: £4.99. Post and packing is 50p, except for the DU hard copy only, where it is 25p. Overseas

postage is £1.25.

Cheques should be crossed and made payable to Pulser Software at 36 Foxhill, High Crompton, Shaw, Oldham, Lancs OL2 7NQ.

The disc versions are available for **DragonDos**, **CumanaDos 2.0** and **Delta Dos**, so specify which version you want.

We understand that there are also index files available for *Dragon Update*.

Solver Steps Out

SIMON 'The Solver' Hargrave would like to announce the release of his new range of adventure games.

'As I have the reputation of 'The Solver' you will not expect them to be easy!' writes Simon. The titles are as follows:

Starcrash — a space adventure in which you are trapped on a hostile planet with a sinister secret.

The King's Quest — 'an indirect continuation of *Starcrash*'. You are trapped in a castle on 12th century Earth at the mercy of a mad king.

The Quest for the Meaning of Life — You have control over four characters, and must use them to find the answer to the meaning of life.

All the games will run on a Dragon 32 or 64. Simon is currently working on Tandy conversions. The games all have mobile creatures and play in real time, except *Starcrash*, which uses mock real time.

There are various little additions to the keyboard parset, including an orange/green option from the Break key, and a printer history of your moves by using SHIFT and the UP arrow. But again, not on *Starcrash*.

The adventures cost £5 each (including post and packing. Allow 28 days for delivery) from Simon Hargrave, Crawley Hill Farm, Uley, Dursley, Glos. GL11 5BH.

Simon also sells solution sheets for many adventures. They cost 20p each. Send an SAE to Simon for more information.

Missing person

WE'RE still hoping Mr. John Carmel will contact us about another reader who was trying to get a letter to him.

Editor adjusts eyeshade

SINCE I have a couple of spare column inches this looks like a good time for me, your Editor, to offer both an apology and an appeal to DU's loyal and patient subscribers. The subject of enquiries from beleaguered users raised its head today in the form of a mild grumble from one reader who had "sent in queries with the appropriate 'coupon' but neither were printed or acknowledged", and another from a hopeful who had enclosed an Adventure Trail coupon with a stamped self-addressed envelope, asking for a reply.

Well, nothing makes me happier than a reader who contacts this office with a heart full of woe, and goes away happy, as the lucky ones will testify. If we get a letter — or a call, but letters are more likely to reach the right person — and we can supply the answer, then we jolly well do, even if we have to sit on it for a long time. And if none of the contributors can supply an answer directly, enquiries are re-routed to *Communications*, *Adventure Helpline* or the letters page

BUT

The *Dragon* is a little magazine with a little staff (most of those good people with their names on the flannel panel run the company rather than the magazine) and for this reason we have never, ever, at least not since well before my time, undertaken to reply personally to letters, no matter how many SAEs arrive with'em. Nor do we run any kind of coupon system for replies. Everything which arrives here on a COMMS or ADHELP coupon gets listed in the next available issue of *Dragon User*, just like it says on the coupon. After that, it's in the hands of you, gentle readers.

Likewise, Mr. Gerrard is the only one of our contributors who offers a readers' service, and that only involves the adventure help sheets. This is still strictly at his discretion, because the Mine Workers and Computer Journalists Act of 1983 states that we are not allowed to keep workers in a deep dark hole and make them slave for a pittance

until their fingers drop off. We do it anyway, but we have to keep up appearances.

Gordon Lee isn't allowed to discuss competition results with *anyone* (which is the universal rule for competition organisers), and although he has been known to courteously apologise for our typos, these are normally corrected in subsequent issues.

The appearance of a 'Secretary' on our front page leads a few hopeful souls to

picture me, feet on desk, carelessly dictating missives to a fast-fingered assistant. Wrong. The fast-fingered assistant is tied up typing out this your regular magazine for the typesetters, in between answering the phone and being shouted at by people who want stationery. She is concerned with nothing so humble as typing letters. If I want a letter typed, I type it myself. If the W/P isn't tied up on official business. Which is why those

of you who do get a reply usually get a comp slip scribbled in what looks like red biro. (It's actually blood flowing from under my careworn fingernails. Journalists always write in their own blood, because it's cheap, refillable, and doesn't need a requisition.)

So, we are sorry we can't offer a slicker readers' service, but it was a choice between getting another assistant or keeping the magazine on, y'see...we will go on coping

with as many queries as we can. Please don't feel neglected if you don't hear from us personally. And yes, it *is* worth chasing if you have something you are concerned about, in case it has gone astray. Write, or call 'n' leave a message. Live dangerously! But don't ask them where I am. Some things it is better for humankind not to know, and they usually don't.

Now if you'll excuse me, I must go and write a couple of letters.

Dragonsoft

New software for review should be sent to *Dragon User*
12-13 Little Newport Street, London WC2H 7PP.

A PC when you need one

Program: *Dragon/PC Convert*
Supplier: Compusense
Price: £24.95

HOME computers have been around long enough now for everyone to have seen, played, and usually lost interest in, most forms of computer game. Having exhausted the seemingly endless supply of games, most people sit down and begin to wonder to what practical use they can put their beloved micro to. It is at this time that most people realise that for any 'real' application the Dragon has many shortcomings such as poor communications ability, awful screen display, slow working speed, lack of software etc., and with the increasing number of desk-top computers finding their way into offices, more and more people are becoming aware of just what is possible with a decent micro. It is due to these and other reasons that many home computer users are either using their Dragons to prop doors open and forgetting computers completely or are going out and buying something with a little more Whoomph.

The popular choices at the moment seem to be either the Atari STs or the ubiquitous IBM-PC or one of its many clones. But there are a small number of people who still keep the old Dragon handy simply because they have so much software or data for it. Having had to change computers several times in the past myself, I know that it can be

very frustrating when you face a programming problem to which you already have the solution on an 'old' machine. Well now thanks to Compusense's *PC Convert* packages it is a simple matter for you to copy them over to your new pride and joy(?).

There are currently two *Convert* packages available, one will transfer DragonDOS files (either dBASic or TeXT) to the IBM PC or one of its many compatibles. The packages are so easy to use that there is little to say about them!

Using *Convert* program couldn't be easier, you simply boot the PC and run it. A menu is displayed giving options that allow you to select the target path-name, target disc drive number, show the source disc directory etc., make your choices, put the DragonDOS/FlexDOS disc in one PC drive, a formatted PC disc in the other drive and make your selection from the disc directory displayed. The drives whirr, the cursor blinks, and voila! your precious file is now available as a PC format text file.

For someone moving up(?) to a PC these programs are simply essential. Those of you who have decided to stay with your Dragon will not be interested in this review anyway (And I don't care!). If you have bought a PC then buy *PC Convert*!

Roy Coates



Put your left arm up...

Program: *Crazy Foota*
Supplier: Computape
Price: £2.99

Notes: Available on cassette and DragonDOS for Dragon 32 and 64. Requires two players.

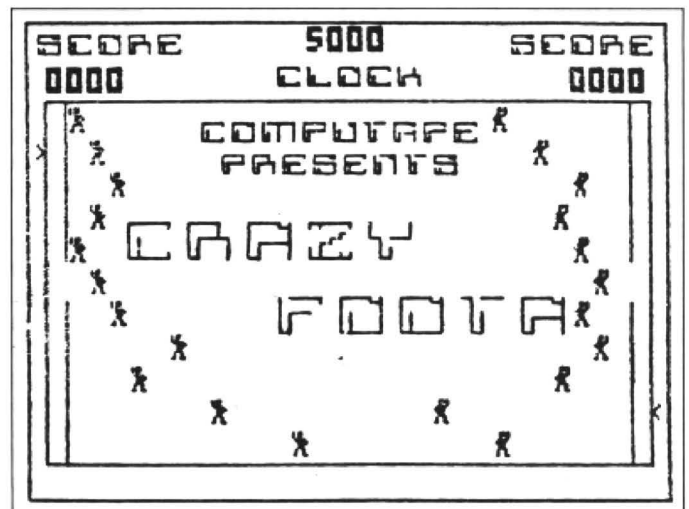
IT was very appropriate that this game should arrive on the day that the English football season kicks off. If there's anyone out there who hasn't twigged yet, then I'll tell you that *Crazy Foota* is a football game, OK?

It is also an unusual football game, in that it's not like *Champions* or *Football Manager*, where you decide the club's moves and if all goes well and the odds are on your side you'll have a good chance of winning. In *Crazy Foota* you control your team and battle away with the other team, controlling all the players and scoring all the goals.

The object of the game is to score as many goals as you can against your opponent within a set time. To select a player, you move an arrow on your side of the screen using a joystick, then left/right to move the player. This process takes a while to master. The fire button kick is the ball in the direction which the joystick is facing. This allows you to pass the ball or shoot.

The game is played in PMODE4, and because there is no colour it is hard to distinguish between your own players and the opposition. However, if you look closely one team has its right hands up in the air, and the other team has its left hands up, which makes all the players look as if they are about to do a Highland Fling.

There are eleven players in each team, which means 22



figures packed into one little screen. This does get a mite confusing.

The graphics are simple but nice, and the players look surprisingly like Jack (from *Beanstalker*). The title music is also fairly simple. The cheers from the crowd sound like a constipated cat.

There are a number of faults in the game which spoil an otherwise enjoyable program. Firstly, the goals are larger than the goalie, which means that you can score by shooting diagonally over his head or under his legs. It sounds fair but it is annoying. Secondly, you can walk straight into a player and take the ball away from him. This is especially annoying when it's the opposition's keeper who is the culprit, because he can walk straight into your goal leaving you unable to catch up. Finally,

because you can walk through a player, it is possible to walk through the other keeper's goals while he is standing in them, and he cannot block your way (or you his). You simply push him further into the goals, and there's nothing you can do about it.

It's nice to see Computape release something new by themselves, although the presentation is rather amateurish. The inlay is made up of a thin piece of yellow paper with a print of a screen shot. How about a bit of colour with some proper pictures! Apart from the said problems, I found the game very enjoyable and it is well worth the price of £2.99.

Donald Morrison



Program: *Kamakarzy*
Supplier: R&A Preston
Price: £2.99

THIS is a version of the old arcade game where you have to collect all the flags in a maze inhabited by the other cars which are out to kill you ('Kamakarzy drivers'), your only defence is to release clouds of smoke from your car. You have to watch your fuel gauge or else your car will meet with a sticky end, thankfully there are fuel cans dotted about the screen. As in the arcade the screen scrolls as you look for the flags. On later levels there are more obstacles and even more mad drivers out to get you! On screen 2 there are giant cabbages which block the routes to the flags and make life that bit harder.

Everything in this game is done professionally; the car explodes then the remaining parts spins round when you die, the title screen has a very good tune which complements the screen and even the way you enter the name in the hi-score table is easy to do. When you load the game you should stick with it as it hasn't crashed but is supposed to load that way.

Even though this quite and old game it is still worth every penny.

Stephen Cogan



Life is full of little ups and downs

Program: *Biorhythms*
Supplier: Occult Software
Price: No information

BIORHYTHMS are one of those things that like horoscopes you either believe in or you don't. For those that don't know, followers of biorhythms maintain that the three main facets of your personality (intellect, emotions and physical well-being) go through 'cycles' during which time they vary in strength. The lengths of these cycles differ in that the cycles are of 33, 28 and 23 days duration respectively hence the need for a computer to calculate their current positions.

The program comes on cassette with a series of printer drivers on side A for Epson, Seikosha GP100A and Shinwa CP80. The *Biorhythms* program itself is on side two and having loaded starts by giving you a choice of foreground and background colours (black, buff and green since it is all in PMODE4) and then asks for the

'subjects' name and date of birth. Having entered this initial information you may then enter the 'target' month that you wish the biorhythms to be calculated for. This is where the fun starts.

The program begins by calculating the number of days that have elapsed since the birthdate and the target month LAST YEAR. (Allowances are made for leap years). The program then goes on to add the number of days month by month until the target month is reached. Eventually (and I mean EVENTUALLY), a graph is drawn for the target month showing the status of each of the three cycles and showing the 'critical' days at which time things are at an all time low. You have the option to print the graph or to go on and get the biorhythms for the next month but that is IT.

If you are a biorhythm believer then the information shown will make you very happy. I am not a believer and so the output of the program is as exciting to me as an empty beer can, (not a bad analogy that eh? since I don't possess Jason's literary wit, when God was dishing that out Jason was at the front of the queue and I was in beer tent!), but what annoyed me was the fact that the program shows all of its calculations one step at a time and after each step you must press a key to continue to the next.

This would not normally be too bad but because the steps are shown on the hi-res screen using an immeasurably slow text driver I found myself reading the paper and occasionally nudging the space-bar with my elbow.

The program is very neat and has obviously had a lot of hard work put into it but it simply takes too long to get to the final screen that shows the information that you bought the program for. Before the letters page starts buzzing with insults thrown in my direction, I am not criticising *Biorhythms*, that is your choice, my comments are only directed at the programming.

If *Biorhythms* are your cup of tea then this program will do what you want it to. It will just do it slowly that's all.

Roy Coates



Gus goes gambling through space

Program: *Galactic Gus*
Supplier: Quickbeam
Price: £4.00

THIS review is of a standard game and, unfortunately, I did not even have the usual Quickbeam sheet that accompanies their games. When I first tried *Galactic Gus* I absolutely hated it. I was losing all of my eight lives within seconds of starting and felt very dejected.

Having persisted with it I am hooked on it and spend quite a lot of time trying to sort out the many problems facing Gus, the fighter pilot who is searching for fuel pods to refuel his fighter so that he can rejoin the Spaceship Dragon. He is seated on a rocket chair and has to be steered round laser doors, creatures and other surprises.

This is not a zap-em type game but one has to be very skillful to avoid the creatures on many of the 215 screens as you move through the maze trying to find fuel. The type of maze involved is not too unlike *Dark Pit*. There are also bananas and small white objects, and I have seen a key (but can't yet reach it) which must be taken to the keyhole to reach further screens.

Once you have mastered how to avoid the creatures try *Invisible Land* where you can see the creatures but Gus is invisible. For the hackers there is a combination to be entered to get further.

The graphics on this game are nothing special at all but for £4 you are presented with a series of challenges which will keep even the most adept busy for many hours. Not a classic game but certainly good value for money and containing a variety of problems some of which I have not even come across.

First printed in *Dragon Update*

Mike Stott



Valuable archaeological artefacts discovered by explorers in Delta

Program: *Toolkit & Scribe*
Supplier: Premier
Microsystems
Price: No Longer Available

ALTHOUGH the demise of Premier was some time ago, I decided that other Dragon owners (in particular DeltaDOS users), should know about the excellent software that the company produced. I feel they never got the recognition they deserved at the time and this might have been a reason for their collapse. Both of these products must be used in conjunction with DeltaDOS.

TOOLKIT

This comes in the form of an EPROM fitted inside your DOS controller. I can almost hear you say "AH! But you can't buy them any more...let alone get one fitted!". Well I tried and I tried to find a supplier and almost gave up trying, but in the end I found a very helpful person who was kind enough to supply an EPROM for me AND fit it. TOOLKIT gives the user 60 extra Basic commands and functions. I have condensed a description of these below. There are 24 low-res screens available to the user also.

AUTOx,y — Gives automatic line numbering from x in increments of y
BEEP — Produces one single tone through normal sound channel
BEEP n — Produces n tones
BEEP ON — Produces a single tone every time a key is pressed
BEEP OFF — Stops the above
BLOCK x,y,a,b,z,s — Draw block, start x,y,length a,height b,character z,screen s
BREAK ON/OFF — Disable and enable the break key
CAPPEND — Append a cassette program from tape
CDIR — zproduces a fully comprehensive tape directory
CLSx,s — Fill screen s with character x
DEEK/DOKE — Double byte equivalents to PEEK & POKE
ECHOx,y,z — Copy lines x to y

to line z onwards
ENCA=/ENCB= — Set enclosure characters for SEARCH & REPLACE
ERL — Returns line where an error was encountered
ERR — Returns a generated error code
ERROR n — Simulate error number n
ERROR GOTO n — Goto line number n when error occurs
ERROR OFF — Turn off all error trapping
E. — Edit last line entered
E.n — Edit line n
E, — Edit next line
E; — Edit line previous to E.
FRAME x,y,s,b,c,s — Draw an open rectangle as per BLOCK
FREES — Display amount of string space remaining
GOSUB n — Variable controlled GOSUB
GOTO n — Variable controlled GOTO
HANG — Halts program until a key is pressed
HOME — Returns the cursor to top left without clearing screen
HLIN x,y,a,z,s — Draw horizontal line start x,y,length a,character z,screen s
INKEY — Same as INKEY\$ but returns ASCII value
INP n,A\$ — Controlled input of length n, into variable A\$
INP @sc,n,A\$ — As INP but to specific screen location sc
KEYS\$ — Auto-repeat keyboard scan — returns with character
KEY — As KEYS but returns ASCII value of key pressed
LIMIT= — Set the delimiter character for SEARCH and REPLACE
LOOK x,y,s — PEEK at screen location x,y on screen s
LVARs — Give a list to the printer of active variables in a program
MOVE x,y — Move contents of screen x to screen y
OLD — Attempt to recover a NEWED or crashed program
PAGE — List program in controlled chunks
PAUSE n — Cause program to pause n milliseconds
PLAN — Suite of printer commands
PROG x — Program definable keys A-H (shifted)
PROG I — Define printer

header
PRUNE — Removes all statements following a REM or 'RDATA x,A\$ — Read x items of DATA into A\$
REPLACE 'x;'y' — Replace x with y in program at users discretion
REPLACE 'x;'y' — As above but does all occurrences without asking
RESUME — Resume program from error statement
RESUME NEXT — Resume program from statement after error
RESUME GOTO n — Resume program at line n
SEARCH 'x' — Search for all occurrences of x in a program
SET x,y,z,s — Fill single column/row address x,y with character z, screen s
SWOP x,y — Swop contents of screens x and y
TRACE ON/OFF — Same as TRON except output goes to top right of screen
VARS — Displays a list of active variables in a program
VLIN x,y,a,z,s — Draw a vertical line start x,y,height a,character z,screen s
WILD= — Set wild card character for SEARCH function

As you can see, this is an excellent utility and you might be surprised to know that the above list is not the end of the story! TOOLKIT also provides a Screen Editor, which can be used on its own or with the Dragons line editor. If anyone has used a BBC micro, they'll know what type of editor this is. Basically you use certain keys to move a cursor around and another key to copy everything that falls under the cursor. The difference here is that you can put text onto a temporary screen, edit it without disturbing your main listing and then return to the first screen. BRILLIANT!

SCRIBE

This is quite simply a hi-res text generator. The difference is that it fully interacts with the Dragon basic/DeltaDOS, in other words you can write your programs us-

ing it. It is supplied on disc and therefore it is bootable. By using control codes, you can perform special tasks such as selecting inverse characters and changing the colour set. The screen area is increased to 42 x 24 character density and again fully interfaces with BASIC, although you cannot poke characters to the text screen as is usual with programs of this type. A very useful feature has been added to allow you to generate new characters from within a program...the PRINT! command. The character set also includes quite a few graphics characters such as playing card symbols etc. and it can be saved for later retrieval. Another new command is the PUT@ command, allowing you to precision place characters on the graphics screen. This is extremely useful when dealing with subscripts and superscripts.

The only failing of this software is that it does not fully interface with TOOLKIT. You cannot use the INP@ command or the TOOLKIT Editor whilst running SCRIBE. This is because the screen locations are not translated. It should be possible for a competent programmer to modify these problems though.

I hope that this review gets published and that it is of some interest. I hold a personal opinion that DeltaDOS users have been given a raw deal in the past in regards to printed matter and hopefully this will redress the balance slightly.

Oh yes, I nearly forgot...I award TOOLKIT five Dragons AND SCRIBE four Dragons (only 4 because it does not interface with TOOLKIT).

D. Martin

Toolkit:



Scribe:



Auto Boot

Julian Osbourne outruns the BT Error in Basic or M/C.

ACCORDING to pages 22 and 27 of the DragonDOS manual the BOOT command is provided for 'loading other operating systems from disc' and it goes on (in no great depth) to say that the system is loaded into memory at address 9728 (decimal) and executed from address 9730 (decimal). Great. So what actually happens when you type BOOT with a normal disc in the drive?? Answer : a BT Error (code 142).

Nothing about the BOOT command (or the BT error) is covered in any detail in any of the general reference books such as *Inside the Dragon* or *Anatomy of the Dragon*, in fact the only time BOOT is mentioned is to say that its BASIC token is \$D1 and the BOOT despatch address is at \$DADC which, if you are anything like me, means nothing at all!

The object of this article is to show how to use the BOOT command on your own discs to simplify the running of your most often used programs, so here goes...

When it is called the BOOT routine in DragonDOS reads sector 3 of track 0 on the current drive (address \$EB, default = drive 1). If the first two bytes of this sector are the ascii codes for OS (\$4F and \$53 respectively) then 4K of code is loaded from disc into address 9728 (decimal) starting with sector 3 of track 0. When this code has been loaded it is executed from address 9730 (decimal).

The program given in this article uses the BOOT routine to implement an auto-run facility for a given program (MENU.BAS in this example) so that on typing BOOT the named program is loaded and run with no further action needed.

The assembly listing is in three distinct pieces:

- 1) The ascii codes for OS are placed at \$2600 (9728 decimal)
- 2) The code to run 'MENU.BAS' when executed
- 3) The routine to save the above code to sector 3, track 0 (My thanks to Brian Cadge for supplying the code for part 2 in his *Dragon Answers* column for August 1985).

The 'save to disc' part of the routine works as follows:

To save a sector (256 bytes long) to disc, location 235 (decimal) is set to the drive number, locations 236 and 237 (decimal) are set to the track and sector where the data is to be saved to and locations 238 and 239 (decimal) are set to the address in memory where data is to be saved from. The disc write routine at 49409 (decimal) is then called to save a sector at a time until the end of track 0 (which is approximately 4k of code) when the routine returns to BASIC.

On entering this program (by assembler or by machine code loader) save it to disc with:

```
SAVE"BOOT.BIN",&H2600,&H2637,&H2615
```

Now insert a blank disc into the drive and run the routine with

```
EXEC &H2615
```

The routine will then save the auto-run part of the program to disc (eg from address 9728 onwards) at track 0, sector 3 and return to BASIC. Now save onto this disc the program that you require the BOOT to operate on (eg the program MENU.BAS in

this example) and then type BOOT. The program will then load and auto-run itself.

The routine given will auto-run BASIC or machine code programs by just changing the filename given in the FCC statement so you could use it to load *Moon Cresta* or *Bean Stalker* just as easily as using it to run a menu program for your utilities disc.

I am willing to attempt to answer any queries regarding the use of the BOOT program that may arise during its use. My address is 8 Helston Road, Nailsea, Bristol, BS19 2UA, or messages can be left in my Prestel Mailbox 272853381.

```

                ORG     9728
START FCC      /OS/      BOOT FLAG
*****
*THE PROGRAM BELOW WILL BE RUN *
*WHENEVER BOOT IS TYPED      *
*****
                LDX     £FNAME
                STX     166
                JMP     $D4A4
FNAME FCC      34,/MENU.BAS/,34,0
*****
*THE NEXT PART OF THE PROGRAM *
*SAVES THE ABOVE BOOT PROGRAM *
*TO DISK AT TRACK 0,SECTOR 3 *
*****
@START CLRA
                CLR     236      TRACK £
                LDA     £3
                STA     237      SECTOR £
                LDX     £9728    START ADRS
SAVE  PSHS     X
                STX     238      BUFFER ADR
                JSR     49409    WRITE DISK
                PULS     X
                LEAX   256,X
                INC     237
                LDA     237
                CMPA   £19
                BLO    SAVE
                JMP     33649    GOTO BASIC
    
```

```

2600 2600                ORG     9728
2600 4F53                START FCC /OS/      BOOT FLAG
2602                    *****
2602                    *THE PROGRAM BELOW WILL BE RUN *
2602                    *WHENEVER BOOT IS TYPED      *
2602                    *****
2602 8E260A                LDX     £FNAME
2605 9FA6                 STX     166
2607 7ED4A4                JMP     $D4A4
260A 224D454E55          FNAME FCC  34,/MENU.BAS/,34,0
2615                    *****
2615                    *THE NEXT PART OF THE PROGRAM *
    
```



```

2615          *SAVES THE ABOVE BOOT PROGRAM *
2615          *TO DISK AT TRACK 0,SECTOR 3 *
2615          *****
2615 4F        @START CLRA
2616 0FEC          CLR      236      TRACK £
2618 8603          LDA      £3
261A 97ED          STA      237      SECTOR £
261C 8E2600        LDX      £9728    START ADRS
261F 3410          SAVE    PSHS    X
2621 9FEE          STX      238      BUFFER ADR
2623 BDC101        JSR      49409    WRITE DISK
2626 3510          PULS    X
2628 30890100     LEAX    256,X
262C 0CED          INC      237
262E 96ED          LDA      237
2630 8113          CMPA    £19
2632 25EB          BLO     SAVE
2634 7E8371        JMP      33649    GOTO BASIC
2637
2637

```

```

>D $2600,$2637
2600 4F 53 8E 26 0 S . &      260A 224D          BHI      $2659
2604 0A 9F A6 7E . . . .      260C 45              E
2608 D4 A4 22 4D . . " M      260D 4E              N
260C 45 4E 55 2E E N U .      260E 55              U
2610 42 41 53 22 B A S "      260F 2E42          BGT      $2653
2614 00 4F 0F EC . 0 . .      2611 41              A
2618 86 03 97 ED . . . .      2612 53              COMB
261C 8E 26 00 34 . & . 4      2613 2200          BHI      $2615
2620 10 9F EE BD . . . .      2615 4F            CLRA
2624 C1 01 35 10 . . 5 .      2616 0FEC          CLR      <$EC
2628 30 89 01 00 0 . . . .      2618 8603          LDA      £$03
262C 0C ED 96 ED . . . .      261A 97ED          STA      <$ED
2630 81 13 25 EB . . % .      261C 8E2600        LDX      £$2600
2634 7E 83 71 39 . . q 9      261F 3410          PSHS    X
>                                2621 9FEE          STX      <$EE
                                2623 BDC101        JSR      $C101
                                2626 3510          PULS    X
                                2628 30890100     LEAX    $0100,X
                                262C 0CED          INC      <$ED
                                262E 96ED          LDA      <$ED
                                2630 8113          CMPA    £$13
                                2632 25EB          BCS     $261F
                                2634 7E8371        JMP      $8371
                                2637 39          RTS
                                >0

U $2600,$2637
2600 4F          CLRA
2601 53          COMB
2602 8E260A      LDX      £$260A
2605 9FA6        STX      <$A6
2607 7ED4A4      JMP      $D4A4

```

```

10 A=&H2600
20 READ A$
30 IF A$="**" THEN END
40 POKE A,VAL("&H"+A$)
50 A=A+1:GOTO20
60 DATA 4F,53,8E,26,0A,9F,A6,7E,D4,A4,22,4D
70 DATA 45,4E,55,2E,42,41,53,22,00,4F,0F,EC
80 DATA 86,03,97,ED,8E,26,00,34,10,9F,EE,BD
90 DATA C1,01,35,10,30,89,01,00,0C,ED,96,ED
100 DATA 81,13,25,EB,7E,83,71,39,**

```

Two extra commands

R. G. Whittaker inverts his text and scrolls it to the right

THIS article shows one of many ways to add new commands to Dragon Basic. It uses the fact that each time the Dragon reads a statement, it jumps to location 377. Normally this contains code 57 which is an RTS instruction, and so the processor returns to where it was, but if we store code 126 (JMP instruction) in this location and then load location 378 with the address of a new routine we can cause the processor to access our routine every time it reads a statement.

Using this we can write a routine to check if our new command has been typed in and then execute a new routine to perform this command's function. This could be a routine to, for example, scroll the screen or execute an autorepeat function. The two commands I have added are REV,

which inverts the text screen, and SCR, which scrolls the text screen to the right one character space.

First of all the program stores code 126 in location 377 and the start address of the program in 378. Then it returns to basic. When the routine START is executed, it checks the 'A' register to see if it is within the required range 65 ('A') to 90 ('Z'). Then it checks if this is the first letter of the new command ('R') and if not it jumps to another routine to check for the second command, otherwise it checks the rest of the letters in the command using the locations pointed to by location 166 which hold the rest of the letters in statement.

If the command is correct, the routine checks the next character to see if this is

valid. Usually the only characters one has after commands are colons or spaces (except for input, paint etc) and so these are checked for. If the character is an equals sign, the processor would return to basic and allow you to use REV or SCR as a variable (IE SCR=10) and so if an equals sign or any other character is found, the routine loads the 'B' register with 2 and jumps to the ROM routine at 33604 which gives a syntax error.

To enter the new commands, type in the loader and enter the codes line by line when asked then save the routine as instructed. Alternatively, type in the assembly listing. The routines are easy to change and so you should be able to add different commands to your Dragon Basic.

Listing 1

32000	8E7D0CBF017A867EB701	32070	060025F5868639815327
32010	7939815A223C81412538	32080	037E7D4C9EA6E601C143
32020	815227037E7D4D9EA6E6	32090	27037E7D4CE602C15227
32030	01C14527037E7D4CE602	32100	037E7D4CE603C13A2707
32040	C15627037E7D4CE603C1	32110	C12125037E7D918E0600
32050	3A2707C12125037E7D91	32120	E6823404C61FA682A701
32060	8E0400A6848840A7808C	32130	5A26F93504E7848C0400
		32140	22EA868639C602BD8344

Listing 2

```
10 CLS
20 CLEAR200, 31999:AD=32000:CS=0
30 PRINT" ENTER LINE OF HEX ('XX' TO END)"
40 PRINTAD;:INPUTH$
50 FORK=1 TO LEN(H$) STEP 2
60 M$=MID$(H$,K,2):IFM$="XX" THEN 100
70 V=VAL("&H"+M$):POKEAD,V:CS=CS+V
80 AD=AD+1:NEXTK
90 GOTO40
100 CLS
110 IFCS<>14558 THEN PRINT"DATA ERROR TRY AGAIN":END
120 PRINT@224," PRESS ANY KEY TO SAVE CODE :-"
130 A$=INKEY$:IFA$="" THEN 130
140 CSAVEN"COMMANDS",32000,32150,32000
```

Listing 3

%A	7D03 BF 01 7A	STX 378
:RUN	7D06 86 7E	LDA #126
0800 ORG \$7D00	7D08 B7 01 79	STA 377
7D00 BE 7D 0C INIT LOX #START	7D0B 39	RTS

7D0C 81 5A	START CMPA #90	7D51 7E 7D 4C	JMP END
7D0E 22 3C	BHI END	7D54 9E A6	SCR1 LDX 166
7D10 81 41	CMPA #65	7D56 E6 01	LDB 1,X
7D12 25 38	BLO END	7D58 C1 43	CMPB #67
7D14 81 52	CMPA #82	7D5A 27 03	BEQ SCR2
7D16 27 03	BEQ PASS	7D5C 7E 7D 4C	JMP END
7D18 7E 7D 4D	JMP SCR	7D5F E6 02	SCR2 LDB 2,X
7D1B 9E A6	PASS LDX 166	7D61 C1 52	CMPB #82
7D1D E6 01	LDB 1,X	7D63 27 03	BEQ SCR3
7D1F C1 45	CMPB #69	7D65 7E 7D 4C	JMP END
7D21 27 03	BEQ PASS1	7D68 E6 03	SCR3 LDB 3,X
7D23 7E 7D 4C	JMP END	7D6A C1 3A	CMPB #58
7D26 E6 02	PASS1 LDB 2,X	7D6C 27 07	BEQ COMM2
7D28 C1 56	CMPB #86	7D6E C1 21	CMPB #33
7D2A 27 03	BEQ PASS2	7D70 25 03	BLO COMM2
7D2C 7E 7D 4C	JMP END	7D72 7E 7D 91	JMP ERR
7D2F E6 03	PASS2 LDB 3,X	7D75 8E 06 00	COMM2 LDX #1536
7D31 C1 3A	CMPB #58	7D78 E6 82	LOOP2 LDB ,X
7D33 27 07	BEQ COMM	7D7A 34 04	PSHS B
7D35 C1 21	CMPB #33	7D7C C6 1F	LDB #31
7D37 25 03	BLO COMM	7D7E A6 82	LOOP3 LDA ,X
7D39 7E 7D 91	JMP ERR	7D80 A7 01	STA 1,X
7D3C 8E 04 00	COMM LDX #1024	7D82 5A *	DECB
7D3F A6 84	LOOP LDA ,X	7D83 26 F9	BNE LOOP3
7D41 88 40	EORA #40	7D85 35 04	PULS B
7D43 A7 80	STA ,X+	7D87 E7 84	STB ,X
7D45 8C 06 00	CMPX #1536	7D89 8C 04 00	CMPX #1024
7D48 25 F5	BLO LOOP	7D8C 22 EA	BHI LOOP2
7D4A 86 86	LDA #134	7D8E 86 86	LDA #134
7D4C 39	END RTS	7D90 39	RTS
7D4D 81 53	SCR CMPA #83	7D91 C6 02	ERR LDB #2
7D4F 27 03	BEQ SCR1	7D93 BD 83 44	JSR 33604

Scopy for SuperDos

*Martyn Armitage remembers his youth
and the horrors of swapping discs around.*

RECENTLY a member of our Dragon Club upgraded his Cumana Dos V.2.0 to Grosvenor SuperDos. One of his regrets was the loss of the SCOPY command that the Cumana Dos provides.

He asked if it was possible for me to write a utility that would replace this lost piece of soft/firmware, and so being the knight in shining armour that I am, and always willing to accept a challenge, I took up the gauntlet. The result of my efforts follow.

The function of the SCOPY command, for those who are strangers to the Cumana Dos, is to enable the user to copy a file from one disc to another, using one disc drive. How I shudder when thinking back to my 'one drive' days and the pain and effort involved in copying files from disc to disc, especially with .DATA files. The program that follows will remove all the frustrations of the one drive owner (well, perhaps I exaggerate, one of them).

Listing 1 (the assembler source code) was written using the DSKDREAM package from Grosvenor. Owners of other assemblers should have very little or no difficulty in converting it to their own assembler format. For those of you without an assembler the BASIC program in **listing 2** will install the machine code ready for saving the disc. In both cases the resultant code will only run on the Eurohard and SuperDos DOSs. If you want to run the program on the original Dragon Dos V.1.0 then, in the assembler source code don't include the V40x equates and replace all the references to them with the V10x version, ie, for V402 use V102, etc. If you are assembling other than for the V.1 Dos then the V10x equates can be left out.

If you are using the basic listing to install the code then you will notice that some DATA statements, as well as having a number, have a second number following it in brackets, ie, line 140 has as one of the pieces of data: D1(D4). If you are wanting to produce the version for Eurohard/Super-Dos then use the first number and ignore the number in brackets. If you are wanting to produce the version for DragonDos 1 then ignore the first number and use the number in brackets.

To use the program is simplicity itself. Before loading with a CLEAR200, &H7EDO, the program can be summoned to your aid by the use of the following:

```
EXEC&H7ED1:'fname1.ext' TO 'fname  
2.ext' (ENTER)
```

Once this is entered a check is made to see if there is sufficient free memory for the utility to operate, if there is less than 256 bytes the command will be aborted with an OM error. If there is sufficient memory the

screen will be cleared and the message:

```
INSERT SOURCE  
PRESS ANY KEY
```

will be printed. Once these instructions have been carried out, the screen will clear and the message:

```
READING SOURCE
```

will be displayed. The disc is then checked to see if the file exists, if it doesn't then don't be too surprised to get a NE error. If the file does exist then the screen will clear again and the next prompt:

```
INSERT DESTINATION  
PRESS ANY KEY
```

will be displayed. After carrying out these instructions the screen will, for an instant, while the file is created on the destination disc, display the message:

```
WRITING DESTINATION
```

The screen will then clear again and re-display the INSERT SOURCE, PRESS

ANY KEY message. The program will then proceed to read as much of the file into memory as will fit. When memory is full, or all the file has been read you will be prompted to change the disc, etc. This prompting for disc changes will continue until the whole file has been transferred. All this disc swapping may sound a bind, but you will find that, providing there is no program in memory (apart from SCOPY) then most files will be copied in two or three disc changes. When copying very large files the number of disc changes can be reduced by ensuring that the only program in memory is the SCOPY one, and by issuing a PLCLEAR 1 command before use, the result being that as much memory as is available will be claimed by the utility.

When copying a file it is most important that the two file names differ in some respect, ie, PROG1, PROG2 and that the extensions are included. If the names are identical then the file will not be copied. Changing the extension will suffice as the required difference. The utility will copy a file to the same disc, prompting for disc changes, which should be ignored, but using it to do so would be a waste of time as the COPY command of the Dos will do it without the prompts.

Listing 1. Assembler Source Code

```
* Written in Position Independant Code  
* So the resultant code can be easily  
* relocated.
```

```
ORG $7ED1  
PUT $4ED1  
*****  
* SCOPY FOR DRAGON/EUROHARD/SUPER DOS *  
* WRITTEN USING DSKDREAM *  
* BY: MARTYN ARMITAGE *  
* 01/08/87 *  
*****  
CREATE EQU $C00C  
LENFIL EQU $C00E  
CLOSAL EQU $C010  
READFL EQU $C014  
WRITFL EQU $C016  
BACKDR EQU $C024
```

```
*****  
* USE V10x EQUATES FOR DRAGON DOS 1 *  
*****  
V101 EQU $D6D4  
V102 EQU $C69E  
V103 EQU $CEAC  
V104 EQU $DF54  
V105 EQU $DF63
```

```

V106      EQU      $DF77
*****
*          USE V40x EQUATES FOR          *
*          EUROHARD AND SUPERDOS        *
*****
V401      EQU      $D6D1
V402      EQU      $C6C5
V403      EQU      $CED2
V404      EQU      $DF5A
V405      EQU      $DF6D
V406      EQU      $DF86
*****
7ED1     9D9F      SCOPY      JSR      <$9F
7ED3     AD9FC010 JSR      (CLOCAL)
7ED7     2643      BNE      PASERR
7ED9     1700BC    LBSR     SOURCE
7EDC     3279      LEAS     -7,S
7EDE     1F40      TFR      S,D
7EE0     830100    SUBD     #$0100
7EE3     931F      SUBD     <$1F
7EE5     2B04      BMI      OMERR
7EE7     5F        CLR      CLR
7EE8     4D        TST      TSTA
7EE9     2603      BNE      NOERR
7EEB     7E8342    OMERR    JMP      $8342
7EEE     ED62      NOERR    STD      2,S
7EF0     BDD6D1    JSR      V401 ;** V101 **
7EF3     2627      BNE      PASERR
7EF5     A7E4      STA      ,S
7EF7     AD9FC00E JSR      (LENFIL)
7EFB     261F      BNE      PASERR
7efd     1700AA    LBSR     DESTIN
7F00     9DA5      JSR      <$A5
7F02     81BC      CMPA     #$BC ;TO ?
7F04     2703      BEQ     NOERR1
7F06     7E89B4    JMP      $89B4
7F09     9D9F      NOERR1   JSR      <$9F
7F0B     BDD6D1    JSR      V401 ;** V101 **
7F0E     2704      BEQ     NOERR2
7F10     C1A0      CMPB     #$A0 ;NE ERROR ?
7F12     2608      BNE      PASERR
7F14     A761      NOERR2   STA      1,S
7F16     AD9FC00C JSR      (CREATE)
7F1A     2703      BEQ     MORE
7F1C     7EC6C5    PASERR   JMP      V402 ;** V102 **
7F1F     AD9FC024 MORE      JSR      (BACKDR)
7F23     A6E4      LDA      ,S
7F25     97F1      STA      <$F1
7F27     BDCED2    JSR      V403 ;** V103 **
7F2A     EC0C      LDD      12,X
7F2C     10A38810 CMPD     16,X
7F30     2507      BCS     NOCHEK
7F32     A60E      LDA      14,X
7F34     A18812    CMPA     18,X
7F37     2756      BEQ     NOMORE
7F39     EE0C      NOCHEK   LDU      12,X
7F3B     A60E      LDA      14,X
7F3D     A766      STA      6,S
7F3F     EF64      STU      4,S
7F41     EC62      LDD      2,S
7F43     E365      ADD      5,S
7F45     ED65      STD      5,S

```

7F47	2402		BCC	NOINC
7F49	6C64		INC	4,S
7F4B	A664	NOINC	LDA	4,S
7F4D	A08810		SUBA	16,X
7F50	250E		BCS	HERE1
7F52	EC65		LDD	5,S
7F54	A38811		SUBD	17,X
7F57	2307		BLS	HERE1
7F59	EC8811		LDD	17,X
7F5C	A30D		SUBD	13,X
7F5E	ED62		STD	2,S
7F60	8D36	HERE1	BSR	SOURCE
7F62	A6E4		LDA	,S
7F64	EE0C		LDU	12,X
7F66	E60E		LDB	14,X
7F68	10AE62		LDY	2,S
7F6B	9E1F		LDX	<\$1F
7F6D	AD9FC014		JSR	(READFL)
7F71	26A9		BNE	PASERR
7F73	8D35		BSR	DESTIN
7F75	A661		LDA	1,S
7F77	97F1		STA	<\$F1
7F79	BDCED2		JSR	V403 ;** V103 **
7F7C	10AE8810		LDY	16,X
7F80	E68812		LDB	18,X
7F83	EE62		LDU	2,S
7F85	9E1F		LDX	<\$1F
7F87	AD9FC016		JSR	(WRITFL)
7F8B	268F		BNE	PASERR
7F8D	2090		BRA	MORE
7F8F	AD9FC010	NOMORE	JSR	(CLOSAL)
7F93	2687		BNE	PASERR
7F95	3267		LEAS	7,S
7F97	39		RTS	
7F98	3476	SOURCE	PSHS	D,X,Y,U
7F9A	BDBA77		JSR	\$BA77
7F9D	8EDF5A		LDX	#V404 ;** V104 **
7FA0	BD90E5		JSR	\$90E5
7FA3	8D1A		BSR	KEY
7FA5	308C23		LEAX	READ-1,PCR
7FA8	2010		BRA	RETURN
7FAA	3476	DESTIN	PSHS	D,X,Y,U
7FAC	BDBA77		JSR	\$BA77
7FAF	8EDF6D		LDX	#V405 ;** V105 **
7FB2	BD90E5		JSR	\$90E5
7FB5	8D08		BSR	KEY
7FB7	308C20		LEAX	WRITE-1,PCR
7FBA	BD90E5	RETURN	JSR	\$90E5
7FBD	35F6		PULS	D,X,Y,U,PC
7FBF	8EDF86	KEY	LDX	#V406 ;** V106 **
7FC2	BD90E5		JSR	\$90E5
7FC5	BDB505		JSR	\$B505
7FC8	BDBA77		JSR	\$BA77
7FCB	39		RTS	
7FCC	52454144	READ	FCC	/READ/
7FD0	494E4720		FCC	/ING /
7FD4	534F5552		FCC	/SOUR/
7FD8	434500		FCC	/CE/,0
7FDB	57524954	WRITE	FCC	/WRIT/
7FDF	494E4720		FCC	/ING /
7FE3	44455354		FCC	/DEST/
7FE7	494E4154		FCC	/INAT/

```
;WHEN THE PROGRAM HAS BEEN ASSEMBLED SAVE IT TO
;DISK WITH SAVE"SCOPY",&H4ED1,&H4FEF,&H4ED1 THEN
;ENTER CLEAR200,&H7ED0:LOAD"SCOPY.BIN",&H7ED1
;ONCE LOADED RESAVE TO DISK WITH
;SAVE"SCOPY",&H7ED1,&H7FEF,&H7ED1
;THE PROGRAM CAN THEN SUBSEQUENTLY BE RELOADED
;WITHOUT HAVING TO USE AN OFFSET TO RELOCATE IT.
0 REM *USERS OF DRAGON DOS V.1. USE THE
1 REM *NUMBERS IN BRACKETS INSTEAD OF THE
2 REM *NUMBER IMMEDIATELY BEFORE IT
3 REM *IE... DATA 4E(42) USE 42 INTEAD OF 4E
4 REM *USERS OF OTHER DOS'S IGNORE THE NUMBERS
5 REM *IN BRACKETS...
6 REM *****
7 REM * SCOPY FOR DRAGON/EUROHARD/SUPER/DOS *
8 REM * BY MARTYN ARMITAGE 01/08/1987 *
9 REM *****
10 CLEAR 200,&H7ED0:CLS:PRINT"INSTALLING SCOPY"
20 FOR I = &H7ED1 TO &H7FEF
30 READ A$:A=VAL("&H"+A$)
40 POKE I,A:CS=CS+A
50 NEXT
60 IF CS<>32404(32264) THEN PRINT "ERROR IN DATA":END
70 CLS:PRINT"SCOPY INSTALLED.":PRINT"START ADDRESS &H7ED1"
80 PRINT" END ADDRESS &H7FEF"
90 PRINT" EXEC ADDRESS &H7ED1"
100 PRINT"REMEMBER TO SAVE IT!":END
110 DATA 9D,9F,AD,9F,C0,10,26,43,17,00
120 DATA BC,32,79,1F,40,83,01,00,93,1F
130 DATA 2B,04,5F,4D,26,03,7E,83,42,ED
140 DATA 62,BD,D6,D1(D4),26,27,A7,E4
150 DATA AD,9F,C0,0E,26,1F,17,00,AA,9D
160 DATA A5,81,BC,27,03,7E,89,B4,9D,9F
170 DATA BD,D6,D1(D4),27,04,C1,A0,26
180 DATA 08,A7,61,AD,9F,C0,0C,27,03,7E
190 DATA C6,C5(9E),AD,9F,C0,24,A6,E4
200 DATA 97,F1,BD,CE,D2(AC),EC,0C,10
210 DATA A3,88,10,25,07,A6,0E,A1,88,12
220 DATA 27,56,EE,0C,A6,0E,A7,66,EF,64
230 DATA EC,62,E3,65,ED,65,24,02,6C,64
240 DATA A6,64,A0,88,10,25,0E,EC,65,A3
250 DATA 88,11,23,07,EC,88,11,A3,0D,ED
260 DATA 62,8D,36,A6,E4,EE,0C,E6,0E,10
270 DATA AE,62,9E,1F,AD,9F,C0,14,26,A9
280 DATA 8D,35,A6,61,97,F1,BD,CE,D2(AC)
290 DATA 10,AE,88,10,E6,88,12,EE,62,9E
300 DATA 1F,AD,9F,C0,16,26,8F,20,90,AD
310 DATA 9F,C0,10,26,87,32,67,39,34,76
320 DATA BD,BA,77,8E,DF,5A(54),BD,90
330 DATA E5,8D,1A,30,8C,23,20,10,34,76
340 DATA BD,BA,77,8E,DF,6D(63),BD,90
350 DATA E5,8D,08,30,8C,20,BD,90,E5,35
360 DATA F6,8E,DF,86(77),BD,90,E5,BD
370 DATA B5,05,BD,BA,77,39,52,45,41,44
380 DATA 49,4E,47,20,53,4F,55,52,43,45
390 DATA 00,57,52,49,54,49,4E,47,20,44
400 DATA 45,53,54,49,4E,41,54,49,4F,4E
410 DATA 00,00,00,00,00,00,00,00,00,00
```

Down in the dumps

Dragon User frequently gets requests for screen dumps. Here we present some specimens from our collection

In previous issues of *Dragon User* routines have been given for graphics dumps to a variety of printers. One type that has been omitted is a Tandy dot matrix printer. The programs described in this article have been designed for and used on a Tandy DMP 110 printer which is capable of operating in a 16-dot addressable high resolution graphics mode. The small size dump (listing 1) is compatible with all 2-colour graphics modes on the Dragon and gives a printout with the correct orientation. Because of size limitations a dump of double size needs to be done sideways. Listing 2 gives a program which will operate in PMODE 4.1 only. Both programs are written in position independent code and can be located anywhere in memory.

In use both programs require the pmode, foreground and background colours to be set. Once this information is available a dump is performed with the current foreground colour as black. A full list of both Dragon and printer codes used by the programs is given in table 1. Output to the

printer is by a JSR instruction to the ROM location &H 800F with the code to be output in the 'A' register.

The mode of information storage used by the Dragon in its graphics screen memory requires special techniques to be adopted if dumps are to be performed in the correct orientation. This is achieved in listing 1 by the use of a buffer store. Prior to the testing of the screen memory the particular PMODE in use is examined and tested for validity. If an invalid PMODE (1 or 3) is in use no printer output is made and an immediate return is made to the calling program. Once the PMODE in use has been determined appropriate pin firing patterns are stored in the locations PPAT1 to PPAT4. The screen start location and the number of bytes in each row are then determined. Once these parameters have been set up the screen memory is scanned row by row and appropriate pin firing patterns for each bit loaded into the buffer. When four rows (two for PMODE 0) have been examined the printer is initialised and the

contents of the store output to the printer.

The double size dump (listing 2) presents an alternative approach to the problem of unravelling screen memory. In this case the screen memory is examined column by column. The contents of each byte are manipulated between the 'A', 'B' registers and a temporary store prior to being output to the printer; in this mode each column is examined twice.

The approaches to screen dumping outlined in this article can be extended to give either a double density dump, a double size horizontal partial dump or a small sideways dump. Listings 1 and 2 have been produced using Dskdream although the hex codes given in column 2 could always be entered using one of the many Hex Loaders that have appeared in these pages. Assuming that one of the programs has been loaded at the default location of &H 7C00 (the memory requirement is &H 400 bytes) it can be called by EXEC &H 7C00.


Richard Hatton

TABLE 1 (All Numbers in HEX)									
Dragon Parameters		303A B0B00F	JSR	OUTCHR	30CB	COL	RMB	#1	
800F	Output of code to printer	303D 253E	PULS	Y, X, A, B	30C3 8580		BITA	##30	
B2	Foreground colour	303F 39	RTS		30C8 8059		BSR	STOBIT	
B6	PMODE	3040 D6B6	PMODE	LDB	##B6	30C0 8540	BITA	##40	
B9	Number of Bytes in row	3042 B602	LDA	#2	30CF 8055		BSR	STOBIT	
B7	Bottom of graphics screen	3044 A7B00174	STA	PASND, PCR	30D1 8520		BITA	##20	
BA	Top of graphics screen	3048 A7B00171	STA	ROWND, PCR	30D3 8051		BSR	STOBIT	
		304C C100	CMPB	#00	30D5 8510		BITA	##10	
		304E 2E00	BNE	PM2	30D7 8040		BSR	STOBIT	
		3050 B60A	LDA	#10	30D9 8508		BITA	##08	
		3052 A7B0015B	STA	PPAT1, PCR	30DB 8049		BSR	STOBIT	
		3056 B6A0	LDA	#160	30DD 8504		BITA	##04	
		3058 A7B00153	STA	PPAT2, PCR	30DF 8045		BSR	STOBIT	
		305C 39	RTS		30E1 8502		BITA	##02	
		305D B602	PM2	LDA	#2	30E3 8041	BSR	STOBIT	
		305F A7B0015B	STA	PPAT1, PCR	30E5 8501		BITA	##01	
		3063 B604	LDA	#4	30E7 8030		BSR	STOBIT	
		3065 A7B00154	STA	ROWND, PCR	30E9 6ABD00CA		DEC	BYTcnt, PCR	
		3069 B60E	LDA	#B	30ED E6B000C5		LDB	BYTcnt, PCR	
		306B A7B00150	STA	PPAT2, PCR	30F1 C100		CMPB	#00	
		306F B620	LDA	#32	30F3 26D1		BNE	BYTE	
		3071 A7B0014B	STA	PPAT3, PCR	30F5 6ABD00BD		DEC	ROWcnt, PCR	
		3075 B680	LDA	#128	30F9 10AE8000BC		LDY	PATND, PCR	
		3077 A7B00145	STA	PPAT4, PCR	30FE 3121		LEAY	1, Y	
		307B C102	CMPB	#2	3100 10AFBD00B5		STY	PATND, PCR	
		307D 2601	BNE	PM4	3105 E6B000AD		LDB	ROWcnt, PCR	
		307F 39	RTS		3109 C100		CMPB	#00	
		3080 C104	PM4	CMPB	#4	310B 26AE	BNE	ROW	
		3082 2601	BNE	ERR	310D 6ABD00A4		DEC	PAScnt, PCR	
		3084 39	RTS		3111 10AE8000A2		LDY	STOST, PCR	
		3085 8676	ERR	LDA	##76	3116 3121	LEAY	1, Y	
		3087 A7B00137	STA	EROR, PCR	3118 10AFBD009B		STY	STOST, PCR	
		308B 39	RTS		311D E6B00094		LDB	PAScnt, PCR	
		308C 318D0334	CLEAR	LEAY	STOEND, PCR	3121 C100	CMPB	#00	
		3090 3420	PSHS	Y	3123 2685		BNE	PASS	
		3092 318D012E	LEAY	STORE, PCR	3125 26		RTS		
		3096 4F	CLRA		3126 2703	STOBIT	BEQ	SET	
		3097 5F	CLRB		312B 3122	LEAY	2, Y		
		3098 EDA1	CL	STD	, Y++	312A 39	RTS		
		309A 10ACE4	CMPY	, S	312B E69D00BB	SET	LDB	(PATND, PCR)	
		309D 26F9	BNE	CL	312F EBA4	ADDB	, Y		
		309F 3262	LEAS	2, 9	3131 E741	STB	, Y++		
		30A1 39	RTS		3133 39	RTS			
		30A2 E6B00116	GETSQ	LDB	PASND, PCR	3134 861B	PRINT	##1B	
		30A6 E78D010B	STB	PAScnt, PCR	3136 B0B00F	JSR	OUTCHR		
		30AA 318D0110	PASS	LEAY	PPAT1, PCR	3139 8647	LDA	##47	
		30AE 10AF3D0107	STY	PATND, PCR	313B B0E00F	JSR	OUTCHR		
		30B3 E6B00106	LDB	ROWND, PCR	313E 861B	LDA	##1B		
		30B7 E78D00FB	STB	ROWcnt, PCR	3140 B0B00F	JSR	OUTCHR		
		30BB D6B9	ROW	LDB	##B9	3143 8610	LDA	##10	
		30BD E79D00F5	STB	BYTcnt, PCR	3145 B0E00F	JSR	OUTCHR		
		30C1 10AE8000F2	LDY	STOST, PCR	314B B600	LDA	##00		
		30C6 A6B0	BYTE	LDA	, X+	314A B0B00F	JSR	OUTCHR	
3001	*	LISTING 1							
3001	*								
3001	*	COPYRIGHT J.R. HATTON							
3001	*	SEPTEMBER 1985							
3001	800F	OUTCHR	EQU	##800F					
3001	3436	PSHS	A, B, X, Y						
3003	D6B2	LDB	##B2						
3005	C100	CMPB	#00						
3007	2708	BEQ	BLK						
3009	C643	LDB	##43						
300B	E78D00B9	STB	COL, PCR						
300F	2006	BRA	ST						
3011	C612	LDB	##12						
3013	E78D00B1	STB	COL, PCR						
3017	9EBA	LDX	##BA						
3019	8D25	BSR	PMODE						
301B	E6B001A3	LDB	EROR, PCR						
301F	C176	CMPB	##76						
3021	2601	BNE	CONT						
3023	39	RTS							
3024	8D66	CONT	CLEAR						
3026	318D019A	LEAY	STORE, PCR						
302A	10AFD00189	STY	STOST, PCR						
302F	8D71	BSR	GETSQ						
3031	170100	LBSR	PRINT						
3034	9CB7	CMPX	##B7						
3036	26EC	BNE	CONT						
3038	861E	LDA	##1E						

3140	86E0	LDA	#224	3181	801C	BSR	PROUT	3184	39	RTS	
314F	80800F	JSR	OUTCHR	3183	813E	LEAY	-2,Y	3185		PASCNT	RMB #1
3152	861B	LDA	##1B	3185	801B	BSR	PROUT	3186		ROWCNT	RMB #1
3154	80800F	JSR	OUTCHR	3187	2010	BRA	ENDPR	3187		BYTCNT	RMB #1
3157	8649	LDA	##49	3189	06FF	PR4	LDB	3188		STOST	RMB #2
3159	80800F	JSR	OUTCHR	318B	E78C35	RPT1	STB	318A		PATNO	RMB #2
315C	8602	LDA	##02	318E	800F	BSR	PROUT	318C		PASNO	RMB #1
315E	80800F	JSR	OUTCHR	3190	E68C30	LOB	CHRNO,PCR	3190		ROWNO	RMB #1
3161	8600	LDA	##00	3193	C100	CMPB	#00	319E		PPAT1	RMB #1
3163	80800F	JSR	OUTCHR	3195	26F7	BNE	RPT4	318F		PPAT2	RMB #1
3166	318C5B	LEAY	STORE,PCR	3197	8006	BSR	PROUT	31C0		PPAT3	RMB #1
3169	D686	LDB	##86	3199	861A	ENCPR	LDA	31C1		PPAT4	RMB #1
316B	C104	CMPB	#4	319B	80800F	RTS	OUTCHR	31C2		EROR	RMB #1
316D	271A	BEQ	PR4	319E	39	RTS		31C3		CHRNO	RMB #1
316F	C6FE	LDB	##FE	319F	A6A0	PROUT	LDA	31C4		STORE	RMB #1
3171	E78C4F	STB	CHRNO,PCR	31A1	80800F	JSR	OUTCHR	31C5			RMB ##FF
3174	8029	RPT0	BSR	31A4	A6A0	LDA	,Y+	32C4			RMB ##FF
3176	313E	LEAY	-2,Y	31A6	80800F	JSR	OUTCHR	33C3			RMB #1
3178	8025	BSR	PROUT	31A9	8600	LDA	#00	33C4		STCEND	RMB #1
317A	E68C46	LDB	CHRNO,PCR	31AB	80800F	JSR	OUTCHR	33C5			
317D	C100	CMPB	#00	31AE	80800F	JSR	OUTCHR				
317F	26F3	BNE	RPT0	31B1	6A8C0F	DEC	CHRNO,PCR				

LISTING 2

3001		*COPYRIGHT J F HATTON	3059	6A8D0098	DEC	COUNT,PCR	30AF	59	ROLB		
3001		*MARCH 1987	305D	26F0	BNE	COLMB	30B0	59	ROLB		
3001	800F	OUTCHR	305F	861A	LDA	##1A	30B1	EB8C42	ADDB	TEMP,PCR	
3001	3436	PSHS	Y,X,A,B	30E1	80800F	JSR	OUTCHR	30B4	E78C40	STB	PTEMP,PCR
3003	D6B2	LDB	##B2	3064	30891801	LEAX	\$1801,X	30B7	5F	CLRB	
3005	C100	CMPB	#00	3068	8C2400	CMPX	##2400	30B8	46	RORA	
3007	260A	BNE	BLK	306B	26B1	BNE	ROW	30B9	59	ROLB	
3009	C643	LDB	##43	306D	3536	PULS	X,Y,A,B	30BA	59	ROLB	
300B	E78C1E	STB	INVTB,PCR	306F	39	RTS		30BB	59	ROLB	
300E	E78C40	STB	INVTB,PCR	3070	861B	INIT	LDA	30BC	59	ROLB	
3011	200F	BRA	START	3072	80800F	JSR	OUTCHR	30BD	46	RORA	
3013	C612	BLK	LDB	3075	8647	LDA	##47	30BE	59	ROLB	
3015	E78C14	STB	INVTB,PCR	3077	80800F	JSP	OUTCHR	30BF	59	ROLB	
3018	E78C36	STB	INVTB,PCR	307A	861B	LDA	##1E	30C0	E78C33	STB	TEMP,PCR
301B	8E23E0	START	LDX	307C	80800F	JSR	OUTCHR	30C3	59	ROLB	
301E	AF8D00D1	ROW	STX	307F	8610	LDA	##10	30C4	59	ROLB	
3022	804C	BSR	INIT	3081	80800F	JSR	OUTCHR	30C5	EB8C2E	ADDB	TEMP,PCR
3024	C6C0	LDB	##C0	3084	8600	LDA	##00	30C8	1E89	EXG	A,B
3026	E78D00CB	STB	COUNT,PCR	3086	80800F	JSR	OUTCHR	30CA	8D800F	JSR	OUTCHR
302A	A684	COLMA	LDA	3089	8660	LDA	##96	30CD	A78C26	STA	TEMP,PCR
302C	12	INVTB	NOP	308B	8D800F	JSR	OUTCHR	30D0	A68C24	LDA	PTEMP,PCR
302D	84F0	ANDA	##F0	308E	861E	LDA	##1E	30D3	8D800F	JSR	OUTCHR
302F	47	ASRA		3090	8D800F	JSR	OUTCHR	30D6	8600	LDA	##00
3030	47	ASRA		3093	8649	LDA	##49	30D8	8D800F	JSR	OUTCHR
3031	47	ASRA		3095	8D800F	JSR	OUTCHR	30DB	80800F	JSR	OUTCHR
3032	47	ASRA		3098	8603	LDA	##03	30DE	A68C15	LDA	TEMP,PCR
3033	8D6E	BSR	PRINT	309A	8D800F	JSR	OUTCHR	30E1	8D800F	JSR	OUTCHR
3035	3088E0	LEAX	-\$20,X	309D	8600	LDA	##00	30E4	A68C10	LDA	PTEMP,PCR
3038	6A8D00B9	DEC	COUNT,PCR	309F	8D800F	JSR	OUTCHR	30E7	8D800F	JSR	OUTCHR
303C	26EC	BNE	COLMA	30A2	39	RTS		30EA	8600	LDA	#00
303E	861A	LDA	##1A	30A3	5F	PRINT	CLRB	30EC	8D800F	JSR	OUTCHR
3040	8D800F	JSR	OUTCHR	30A4	46	RORA		30EF	8D800F	JSR	OUTCHR
3043	AE8D00AC	LDX	COLST,PCR	30A5	59	ROLB		30F2	39	RTS	
3047	C6C0	LDB	##C0	30A6	59	ROLB		30F3		COLST	RMB ##02
3049	E78D00A8	STB	COUNT,PCR	30A7	59	ROLB		30F5		COUNT	RMB ##01
304D	8D21	BSR	INIT	30A8	59	ROLB		30F6		TEMP	RMB ##01
304F	A684	COLMB	LDA	30A9	46	RORA		30F7		PTEMP	RMB ##01
3051	12	INVTB	NOP	30AA	59	ROLB		30F8			
3052	840F	ANDA	##0F	30AB	59	ROLB		30F8			
3054	8D4C	BSR	PRINT	30AC	E78C47	STB	TEMP,PCR				
3056	3088E0	LEAX	-\$20,X								



A Composer at Ossett

George and Jonathan Cartwright start out reminiscing and find themselves answering difficult questions

TELLING friends that you are going to spend a day in Ossett demonstrating at a computer show brings forth a flurry of comments. "Where?"; "You're going to do what?"; "What's a Dragon?"; "Why?"; and so on. The last question is easy to answer.

Having submitted a high resolution text utility last year to John Penn for evaluation, it transpired that the launch of our software would be at the First John Penn show at Ossett. We set to work producing some demonstration programs in the hope of catching the eye of some other software houses. At the time we had three games and *Composer Companion* in development. The 1986 show gave us the chance to talk to people in the business and chat to that band of diehard Dragon users who keep the computer alive.

All the comments (cruel and constructive) we absorbed in that first show gave us the confidence to continue developing, resulting in five programs being accepted by a software house the following December. (*Now you know what shows are for, folks — Ed.*)

This year we were kindly asked to attend Ossett again. The biggest job was packing all the gear into the car for the journey across the Pennines. However, the effort was worth it, and soon we were talking non-stop to Dragon fans. Many of the people who visited our stand had been at the 1986 show and they actually remembered us! (Greetings to Mr. Holliman from Harrogate, and also to Stuart Beardwood and the kids from Westgarth Children's Home. Stuart's computer work with disabled children deserves the support of Dragon fans (see DU Oct. '86 and Feb '87).

An anecdote at this point may give the readers some insight into the saying "It takes all sorts to make a computer show". The owner of one stand was asked if he would like to buy a new program. We were asked if we would load this game so that an on-the-spot assessment could be made. This game was a 'shoot'em up' type and graphically very good. The vendor wanted to sell it outright for a LARGE sum of money (don't we all?). In these days of a static market, such deals are a thing of the past!

At the Quickbeam stand I talked to Wayne Smithson and discovered that SuperDOS doesn't need to be soldered into the controllers. Not a lot of Cartwrights knew that. I had been apprehensive about the juxtaposition of a soldering iron and a Dragon for some time. So off I went to Harris Microsoftware and bought SuperDOS — a bargain that no disc user should be without.

There were a number of new releases — Wayne's *Superkid*, several from Microvision on both cassette and disc, *Crazy Footer* from Computape. New releases are a sign of support for the Dragon — long may that support last. Really heavy users

were catered for by John Penn with OS-9, Compusense and Microvision with FLEX, and Harris with BASIC 42. Music was well represented with Chris Jolly's DAMS, David Makin displaying *Music Maker*, and us with *Composer Companion*.

Talking of *Composer Companion*, something that we were asked more often than "Can I have a leaflet?" was "How can I transfer *Composer* from tape to disc?". The method to transfer from tape to Dragon DOS, or compatible, is as follows:

1. CLOADM *Composer* into your Dragon with DOS detached (use the program in March 1985 DU).

2. Select the option to save a tune to tape as M/C (you don't actually have to write a tune, if the program finds no tune in memory it just saves the *Composer* code itself. Note down the start, end and exec addresses of the program.

3. Switch off your Dragon then switch it on again, no need to detach DOS this time.

4. CLOADM the tune you saved to tape.

5. SAVE it to disc with the start, end and exec addresses that you noted down.

Having done this you can load in *Composer Companion* and it will run perfectly. Anytime you subsequently wish to use *Composer Companion* simply load up the saved tune first. I hope this is of use to people.

Since several hundred people have bought our HIRESTEXT program (still available at a knockdown price of £3 from John Penn) I suppose I'd better tell you how to convert that from tape to disc. Once again this conversion is for Dragon DOS.

1. Power up your Dragon with DOS installed.

2. PCLEAR6:CLOADM"RES-TEXT", 1536

3. Enter the following program and run it:

```
0 ""RES-TEXT" FOR DRAGONDOS
  CONVERSION PROGRAM
```

```
1 "FIRST CLOADM"RES-TEXT",1536
```

```
2 "THEN RUN THIS PROGAM
```

```
3 "PLEASE ADD 1536 TO ALL POKES
  REGARDING 'RES-TEXT'
```

```
4 "I.E. POKE10005+1536,255 FOR
  INVERSE
```

```
10 FOR I=&H2C00 TO&H2C88
```

```
20 RESTORE:PRINTI:A=PEEK(I)
```

```
30 IF A=&H1E THEN POKEI,&H24
```

```
40 IF A*256+PEEK(I+1)&H2C00 THEN
  60
```

```
50 NEXT
```

```
60 B=PEEK(I-1)
```

```
70 READ PS:IF PS="" THEN NEXT:GOT
  O110
```

```
80 IF B=VAL("&H"+PS) THEN N90 ELSE
  70
```

```
90 A=A+6POKEI,A:NEXT
100 DATA B7,10,BF,C3,FD,FC,BE,F7,F6,
  B6*
```

```
110 PCLEAR6:DEFUSR0=9728+1536
```

```
120 PMODE4,1:SCREEN1,1:PCLS
```

```
130 X=0:Y=0:A$="DRAGONDOS CON-
  VERSION PROGRAM":GOSUB150
```

```
140 SCREEN1,1:GOTO140
```

```
150 POKE10012+1536,Y:POKE10013+
  1536, X:Z=USR0(VARPTR(A$)):Y=PEEK
  (10012+1536):X=PEEK(10013+1536):
```

```
RETURN
```

4. SAVE the newly converted program to disc using:

```
SAVE"RESTEXT.BIN",7680+1536,10015
+1536,41194
```

5. From now on all pokes regarding the program are as follows:

```
POKE 10013+1536, X co-ord of text
```

```
POKE 10012+1536, Y co-ord of text
```

```
POKE 10005+1536, 255 — Inverse text
```

```
POKE 10005+1536, 0 — Normal text
```

```
DEFUSR0=9728+1536
```

6. The designer program on the tape will not work with the disc version. Therefore you must write your own or design your character sets using the tape version of HI RESTEXT and then convert them to disc.

I have also been asked how to convert HI RESTEXT to run on the 64. Not owning a 64 I can't test this but here goes ...

1. Load up the tape version of HI RESTEXT as normal.

2. Find out the 64 equivalent of ROM routine S8B27 from your local whizz-kid.

3. POKE this value into locations S2601 and S2602. The program should then work as usual.

Tandy Co-co owners should be able to use the program by poking the Co-co equivalent of ROM routine S8B27 into the same locations as above. (The designer program will have to be converted by a Dragon owning friend into Tandy ASCII, however.)

I think we've just about got time for a quick plug! Many people saw our unfinished game *Rolaball* at Ossett, some even thought it was *Airball*! Well, it is now finished. It is a 3D game with a *Marble Madness* style landscape which covers 49 screens. Having attracted the attention of the gamers who read this magazine, all we will say now is that it is in the hands of a software house who are, at this very moment, trying to last more than 30 seconds without getting killed!

Well, that's about it. Who said programmers don't care? What more do you want — blood? (*Hoppit, Jon — that's editorial territory!*)

Winners and Losers

Every month, Gordon Lee will look at some prize programming points from a previous month's competition

THE insertion of a single word in the May competition would have made all the difference! How I wish that I had specified sets of *common* words — or even *reasonably common* words — or even *sorts of words that the average man in the street is likely to know if he hasn't a copy of the OED stuffed up his jumper!*

As it was, all sorts of sequences came flooding in, rich with the dredgings from numerous dictionaries. Let me confess that I would have been quite happy with the two sets of four words that almost every entrant managed to find:

GOD OWL SAP WET
ADD BEE ILL LOO

(Incidentally, 'loo' is a card game, but the more usual meaning is alright by me!)

I must share the sentiment of E.A. Newman who ends his letter with the philosophically optimistic words — 'I look forward to hearing about the sets I have missed in due course'. Well, E.A., some of the more bizarre attempts will follow in due course, but first, what methods did our competitors use?

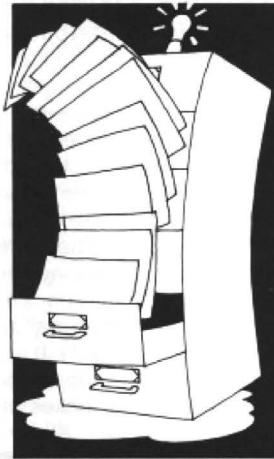
The minority choice was to use a vocabulary of several hundred words typed into DATA lines. Each word is taken in turn, the 'offset' of the second and third letters is calculated, and the remaining list of words is scanned for other words having an identical offset. The limitation of this method is that it can only be as comprehensive as its list of words, and also, the selection of just three-letter words can be difficult. A crossword compiler such as Cassell's is ideal for this purpose.

By far the most popular method was to generate all possible permutations of three-letter sequences. A condition was usually included to reject all sets which did not contain a vowel (or 'Y'). The set was displayed and the operator either accepted or rejected it, depending on whether it was an acceptable word. In the event of an acceptance all other three-letter combinations containing at least one vowel were displayed. By inspection the sets of four (or more!) words were compiled. A representative example (from Keith David) is shown.

And now for the results (at least the ones that we can print!). Taking as reference *Chambers Twentieth Century Dictionary* (1972 edition), I'm disallowing *ewk*, *ahm*, *ahu*, *adc*, *apl*, *taf*, and *ivo* — whatever they might mean. Nevertheless, the amazing erudition of our competitors provided no shortage of sets of four words and, amazingly, a few five word sets! From Keith David comes:

DAN HER IFS ROB URE
ALS ITA PAH TEL WHO
CRY ETA FUB LAH TIP

Keith also included five-word sets using GJU, HUH, and CEL — sorry! not in Chambers.



Jake Anderson supplied:
CRY ETA FUB LAH TIP
CHA DIB PUN VAT TYR
ARK DUN JAT RIB ULE

Of the four-word sets there were too many to print, but here is a bit of modern verse compiled from some of them:

Dan her rob ifs, ann err ree boo,
Dom jus pay tec, add bee ill loo,
Cly fob ire ran, bod erg nap ret,
Dal hep lit spa, god owl sap wet.

Bum has lew pia, dso law pea tie,
Foh irk rat vex, fah mho nip wry,
Daw lie rok urn, ids jet nix tod,
Bop ers nab ref, awl dzo mix sod.

I don't expect it means much — but it sounds good, don't you think?

(That just about takes the biscuit for Vogan verse, Gordon. We didn't know you had it in you — how about taking it back?! — Ed.)

Keith David's Word-Generating Program.

```
10 CLS
20 A$="ABCDEFGHIJKLMNOPQRSTUVWXYZ"
30 FOR B=0 TO 25
40 FOR C=0 TO 25
50 B$=RIGHT$(A$,26-B)+LEFT$(A$,B)
60 C$=RIGHT$(A$,26-C)+LEFT$(A$,C)
70 FOR X=1 TO 26
80 Y$=MID$(A$,X,1)+MID$(B$,X,1)+MID$(C$,X,1)
90 FOR N=1 TO 3
100 Z$=MID$(Y$,N,1)
110 IF INSTR("AEIOUY",Z$)=0 THEN NEXT N ELSE PRINT Y$,
120 NEXT X
130 I$=INKEY$:IF I$="" THEN 130
140 CLS
150 NEXT C,B
```

Communication

Send in your questions, requests, and pleas to Communication, Dragon User, 12-13 Little Newport Street, London WC2.

Problem: I need help in converting Dragon games to disc under SuperDOS.

Name: K. Hunt

Address: 11 Demarnham Close, West Bromwich, W. Midlands, B70 5RJ

Problem: Has anyone got a Sanyo DR101 recorder for sale?

Name: T. Connor

Address: 9 Kenvington Drive, St. Paul's Cray, Orpington, Kent

Problem: I have a Logitech FT-5000 printer, made by the Kanto Denshir Corporation of Japan. Unfortunately I have not got a printer

manual, and I have not been able to find an agent in this country as yet. Has anyone heard of them? Has anyone got a manual? The printer seems to run on a mixture of Epson, Star and IBM codes.

Name: George Dawson

Address: Me and My Girl, 18 Caroline Close, Alvaston, Derby DE2 0QX

Problem: Do you know where I can get any information of Floating Point Mathematics routines for the Dragon or 6809 microprocessor based systems?

Name: R. W. Fair

Address: 10, Wilford Place, Hartshill, Stoke-on-Trent, Staffs ST4 7LL

Expert's Arcade Arena

Write to 'The Expert' at Dragon User
12-13 Little Newport St, London WC2H 7PP.
with all your arcade tips and hints.

MANY many moons ago Dragon owners were introduced to a Mr. Paul Burgin by virtue of three programs, titled simply 'Program A', 'Program B', and 'Program C'. Ever since their publication in this magazine, and in particular with reference to their use in this column, there has been nothing but letters either saying 'The man's a genius' or 'These things don't work!'.

It has often been observed that human beings are quicker to criticise than praise and this

was certainly true where Mr. Burgin's fans were concerned. It is for this reason that this month I turn the matter over to the man himself, or at least to his own two 'hacking sheets'. I will trouble you little longer as page space is precious when duplicating something as complex as this and besides, at least if I get this over and done with I won't have to print these darn programs A, B, and C until everyone has to renew their subscriptions again next year.

The sheets are well worth

looking over as they contain at least one reference back to this column (circles within circles)! The amateur hacker will find the Pokes useful especially as they come in the main with a clear instruction of how to load the game up and then operate the Poke.

These are the best presented hacking sheets, I have seen as they pack a lot of information in to a small space without losing clarity. If anyone can do better without repeating the methods or pokes of these gems, then

send 'em in. The reward? Erm, well I'll think of something stupid! And in the meantime may I be the first to congratulate Paul Burgin on being the first winner of the D.E.C. award (Dedicated Expert Column)?

Next month the column returns to its normal fab and groovy self with more pokes, maps, and waffle from me.

Your loving expert.

(And probably another hacking sheet from Paul Burgin, as we only have room for one this month — Ed.).

Adventure Contact

Adventure: *Ket Trilogy/Final Mission*

Problem: What are the five answers for the Guardians?

Name: R. Vaughan

Address: 189 Port Tennant Road, Port Tennant, Swansea, SA1 8JU

Adventure: *Tanglewood*

Problem: Cannot get Foghorn's glasses, I have got the Seer's hat. What next? Help!

Name: Mark Coops

Address: 16 willows Drive, Meirheath, Stoke on Trent, ST3 7LZ

Adventure: 1) *Tanglewood* 2) *Adventure Trilogy*

Problem: 1) How do I get the fishing rod off the stone gnome? 2) What do I do in the white void?

Name: Tim Entwistle

Address: 8 Snapps Lcose, Wroughton, Swindon SN4 0RN

Adventure: *Fishy Business*

Problem: Can't raise portcullis or open the black door. I have the pearl

Name: Adrian Webb

Address: 22 Raiton Road, Morris Green, Liverpool

Adventure: 1) *Fishy Business* 2) *Pimania*

Problem: 1) Getting started 2) Help sheet if possible, please

Name: John Haining

Address: Arranview, Somerset Street, Catrine, Ayrshire, Scotland KA5 6RF

Adventure: *Juxtaposition*

Problem: How can I get the Blue Key Card to open the door to the ground level?

Name: Scott Hadden

Address: 336, Cluny Place, Glenrothes, Fife KY7 4QY

GROSVENOR SOFTWARE

SUPERDOS: DragonDOS compatible disk operating system without the bugs. Mike Kerry, author of ALLDREAM has gone far beyond the patches listed in DU to produce a really reliable DOS at last. Strongly recommended as an upgrade for all DragonDOS 1.0 / 4.0 and Cumana 1.2 / 2.0 users.

SUPERDOS ROM to fit yourself, with full documentation: £10.00
Or send us your disk controller for updating: £12.00
Programmer's Guide to Dragon/SuperDOS — a most useful book £2.50
See PNP Communications ad. for complete controllers and disk drives.

ALLDREAM: The standard Dragon Editor/Assembler for machine code work.
ALLDREAM: Tape £12.95 Cart. £24.95. DSKDREAM for SuperDOS etc. £19.95
CROSS REFERENCE LISTER for Basic programs. An invaluable aid. £5.00
DRS: the fastest Dragon database. Tape (can put to disk) £9.95

AMATEUR RADIO ENTHUSIASTS: Now available — AX25 PACKET RADIO by G4BMK. Only Grosvenor Software have the know-how to bring you this exciting new mode at an affordable price. Send SAE for full details.
RTTY — CW — AMTOR — SSTV — Morse Tutor — Maidenhead — all available.

Please add 40p P&P (£1 export). Send SAE for full details.

2 Beacon Close, Seaford, East Sussex BN25 2JZ (0323) 893378 DR2

DISC DRIVE CONTROLLER FOR DRAGONS

fully compatible with DragonDos
only £79.95 inc. of VAT & post
Disk drives also available
Complete Systems from £189.95
Please enclose S.A.E. with any enquiry.
Dragon 32 available £49.95 complete.
Guaranteed 90 days.

PNP Communications

Unit B, The Old Boat Yard, Robinson Road,
Newhaven, East Sussex BN9 9BL
Telephone (0273) 514761

DR1

COMPUTAPE

27 COOMBE ROAD, SOUTHMINSTER, ESSEX, CM0 7AH
TEL: 0621 772589 for 24-HOUR CREDIT CARD SALES

SOFTWARE PROJECTS

Jet Set Willy/Manic Miner — **TWIN PACK — ONLY £7.95**
DESIGN DESIGN
Dark Star/Rommels Revenge — **TWIN PACK — ONLY £7.95**
Tubeway Army — £2.99

A & F SOFTWARE

Chuckie Egg £2.99
Screaming Abdabs £2.99

COMPUTAPE

Madness and Minotaur
ONLY £2.99
Crazy Foota * * £2.99
Whirlybird Run £2.99
Ninja Warrior ***£2.99

WINTERSOFT

Juxtaposition £2.99
Return of the Ring £2.99
Ring of Darkness £2.99

OCEAN

Hunchback £1.99

MASTERTRONIC

Bug Driver £1.99
Vegas Jackpot £1.99
MICROVISION
Bean Stalker £7.50
Misers Dream £7.95
Catacomb Crisis £7.95

MST

Invoices/Statements
Cass — £2.99 Disk — £3.99
Mailer/Address Disk — £3.99
MST Exec Disk — £3.99
Stock Control Disk — £3.99

MICRODEAL * *

Airball *New £2.99
Aquanaut 471 £2.99

SHOCKTROOPER

Shocktrooper £2.99

Space Wrek £2.99

Rommel 3-D £2.99

Tanglewood £2.99

The Dark Pit £2.99

Speed Racer £2.99

Trekboer £2.99

Vortex Factor £2.99

Cashman £2.99

Juniors Revenge £2.99

Stone Raider 11 £2.99

Time Bandit £2.99

Wizards Quest £2.99

Cuthbert and the Golden Chalice £2.99

Keys of the Wizard £1.99

Synther 7 £1.99

Pinball £1.50

Glaxons £1.50

Invaders £1.50

Invaders Revenge £1.50

Beam Rider £1.50

*** QUICKBEAM ***

Fire Force £9.95

Superkid £8.95

Shaolin Master £8.45

8809 Express £6.45

Wierds of Kesh £6.45

Terror Castle £6.45

Shrunken Scientist £6.45

Dickies Den £6.45

Galactic Gus £4.00

INCENTIVE

Moon Cresta £4.00

Eady Steady Go £4.00

Back Track £4.00

Ket Trilogy £4.00

BLABY

Kung Fu £5.00

Temple of Doom £5.00

Boulder Crash £5.00

Cosmic Crusader £3.99

Olympia £3.99

Morbid Mansion £3.99

Fingers £3.99

Wizards Lair £3.99

Starman Jones £3.99

Caverns of Chaos £3.99

Karma Crazy £2.99

Barmy Burgers £1.99

Darts £1.99

Copta Snatch £1.99

Bombs Away Basil £1.99

Perilous Pit £1.99

Brocks Kingdom £1.99

Boris the Bold £1.99

Rubby Robba £1.99

Star Swoop £1.99

The Bells £1.99

Desperado Dan £1.99

Mutant Wars £1.99

Mission Attack £1.99

SMITHSON COMPUTING

Word Processor

Cass — £14.95

Disk — £19.95

PERIPHERALS

CONSUMER ELECTRONICS

Strike Control Joysticks

£17.95 (Pair)

Cassette Lead £3.95

Ariel Lead £2.50

Centronics Printer Cable

£11.95

To order the above please send Cheque/Postal Order made payable to COMPUTAPE, to the above address. For Catalogue only, please send SAE. PRICES INCLUDE FIRST-CLASS POSTAGE and packing. Overseas Orders Welcomed. COMPUTAPE: THE ONLY SOFTWARE COMPANY TO MAKE YOUR DRAGON CHIPS FRY NOT CRY!

DR60

HACKING SHEETS BY PAUL BURGIN. FREE

HYPERUN UTILITY

KEY Substitute the brackets for the words below.

(A) To load the program type "SKIPP: POKE126,4:POKE127,0:EXEC46941"

(B) To load the program RUN the following. "10 FORK=31500To31510:READM: POKEK,M: NEXT: EXECK-11: DATA189,160, 146,134,57,183,1,103,126,131,113"

(C) To load the program type the program listed below then add the line 20 as detailed in the text. Finally RUN the full program. "10 PCLEAR1: CLEAR10:FORI=1800 TO 1851:READM: POKEI,M: NEXT: EXEC1800 30 EXEC PEEK(1546)*256+PEEK(1547) 40 DATA134,126,183,1,142,48,140,28,191,1,143, 141,31,141,34,134,3,151,0,142,64,0,141,9,10,0,38,247,190,64,12,159,0,126, 183,91,158,0,141,7,141,2,53,144,142,6,0,159,126,126,185,51"

(D) Load the program as normal, then, when loaded, press the RESET button,

(E) Load the Program normally using CLOADM but before typing EXEC, enter the command.....

(F) The built-in cheat system is as follows.....

(G) This gives infinite lives!

(1) Player 1
(2) Player 2

(LIVES) Substitute this for the number of lives you would like.
(LIVES=n) The maximum lives allowed is "n".

Contact Giant Soft NOW for what must be the best autorun on the market. Features include 3 powerful versions which work for basic or machine code programs. Scrambles programs then combines with high or low resolution graphic screens and creates a one part autorun program. 3 versions plus free screen designers. Better than others costing well over the price. send cheques or cash for HYPERUN to: Paul Burgin, 18 Moorcroft Road, Sheffield S10 4GS. Bargain price £3.50 DRAGON 32K ONLY'

BORIS THE BOLD-(E)POKE 19411,(LIVES)

KATERPILLAR ATTACK-To load type "SKIPP: CLOADM" then POKE10739,(LIVES) or POKE10585,125.(G) To run type EXEC

CRAZY PAINTER-(A) POKE 9953,(POTS OF PAINT AND BRUSHES=64) or POKE 10014,125 (INFINITE BRUSHES) or POKE10806,125:POKE11798,125 (INFINITE POTS OF PAINT) Finally EXEC16384

CUTHBERT IN THE JUNGLE-(A) POKE11452, (LIVES) or POKE9916,13 (G) then EXEC 16384

CUTHBERT GOES DIGGING-(A) POKE 11675,(LIVES):EXEC 4096

HUNCHBACK-(D) POKE25384,(LIVES): EXEC 25280

THE TOUCHSTONE-(D) POKE22384,255: EXEC16384 This slows down the generation of new monsters.

GALACTIC AMBUSH-(D) on the score table. POKE 13331,(LIVES=not many) or POKE 14783,125 (G) Finally EXEC 12936

DEVIL ASSAULT-(B) POKE 14279, (LIVES) or POKE 14553,125 (G) To run EXEC 768

FIRE FORCE-(F) When selecting colour, press A then C, then enter codes "IMFTC", "UGLY" or "TECHNIX" for different levels and/or "ENDLESS" (G). Also "POKE114,171:POKE115,205" before loading will access the autosave.

JUNIORS REVENGE-(C) 20 POKE 19529,("PLAY" game LIVES)

SPACE FIGHTER-(A) POKE16598,(MISSILES):EXEC 27392

ATHLETYX-(C) 20 POKE15058,39 This gives maximum speed with little effort.

INVADERS REVENGE-(E) POKE14719,(LIVES)

DONKEY KING-To load type "SKIPP:CLOADM" then POKE12914,(LIVES):EXEC

PLANET INVASION-(E) POKE7438,(LIVES=14) or POKE10906,125 (G)

SCARFMAN-To load type "CLOADM",49152: POKE2062,0:EXEC" This gives 256 lives

LUNAR ROVER PATROL-(E) POKE22312, (LIVES)

KING TUT-POKE 7953,(LIVES) or.POKE 10271,13:POKE 8257,13 (G)

BEAM RIDER-(D) POKE 7783,(LIVES) or POKE11840,13 (G) To run EXEC 7683

CAVERNS OF CHAOS-(F) Type "PIGLET" on the title page, depressing each key for a few seconds.If successful then use "E" to access the next screen.

MORRISON CHESS-(D) POKE 8401,224:EXEC 7700 This improves the colour.

PEDRO-Use "SKIPP:SKIPP:CLOADM" to load, then any of the following pokes, EXEC to run. POKE23603,&H(SEEDS=99) POKE 23620, &H(BRICKS=99) POKE20475,77 (INFINITE SEEDS) POKE20513,77 (INFINITE BRICKS) POKE 16047,125 (Stops tramps ability to steal seeds!)

TEA TIME-(C) 20 POKE 16443,(LIVES=15) or POKE 19996,109 (G)

JET BOOT COLIN-(C) 20 POKE 7230,(LIVES) or POKE8759,77:POKE9099,77 (G)

COSMIC ZAP-(D) POKE 7956,(LIVES)+1 or POKE 7981,13 (G) To run EXEC 13569

ESCAPE-Code is "79245" or (E) POKE 12401,33 allows anything.

CUTHBERT IN THE COOLER-POKE 8295,(LIVES=14)

SHOCK TROOPER-(C) 20 POKE 13895,(LIVES) or POKE 17075,125 (G) (F) during a game press "P,shift+0,R,shift+S" this gives a message and then you cannot be killed by bullets.

DUNKEY NUNKEY-POKE 15120,(LIVES=127)

NOW 73 GAMES !!!

DRAGON HAWK-(A) POKE 11590,(LIVES=127):EXEC 4096

TIME BANDIT-See page 28 of Dragon User NOV 1986.

FEARLESS FREDDY-(C) 20 POKE 28052,(LIVES)

CUTHBERT GOES WALKABOUT-(B) POKE15389,33 makes you immune to monsters and POKE13406,125 (G) Run with EXEC 768

TOTAL ECLIPSE-See "Arcade Arena" in Dragon User AUG, SEPT & NOV 1986.

DANGER RANGER-(B) POKE 10510,(LIVES):EXEC768

Write: ADVENTURE

What is that strange creature which keeps popping up? It must be Pete Gerrard!

IN this month's *Adventure Trail* a little bit of space was devoted to a crop of games from Simon Hargrave, and a quote used to describe them mentioned 'mobile creatures'. So, how would you go about programming such a beastie into your own programs? Perhaps more importantly, what is such a beastie?!

Just about every adventure that I've ever seen has, by virtue of being an adventure game, you, in your role as player, as either the hero or the villain of the piece. You are the one who makes the decisions and controls the action, deciding what to do when and where, and how to go about doing it. But, even going back to the very first *Colossal Cave* adventure, there were always other characters, or mobile creatures, involved...

The annoying pirate would steal your treasure and the even more annoying dwarf would leap out on you from time to time and indulge in a knife fight. The pirate would appear whenever certain conditions in the game were met, and you (the player) would have to be carrying at least one treasure before he would put in his appearance. The dwarf would leap out, always throwing a knife which missed on a first encounter, and thereafter indulge in some tiresome and, let's face it, boring combat: he was a nuisance who couldn't be avoided. One can see that there was nothing particularly sophisticated about those two, and later adventures saw something of an advance on these early ideas.

Moving on a year or two, Infocom's *Starcross* had a whole host of characters in it, from native chieftains that you had to barter with to get a brown rod, to enormous spiders with a fascination for tape recorders, and meeting along the way the infuriating mechanical maintenance mouse, always clearing up any debris he might find lying around. He had a capacity for going through a hole in the wall that immediately closed up behind him, thus barring your progress. A tricking problem, until solved with the aid of a couple of thin disks. The number of times that I tried to disguise myself as a piece of rubbish and lie down on the floor, thus provoking the mouse into picking me up (or so I thought) was legion, and needless to say it never worked at all. The thin disks hold the key.

Any other games, like *Lord of the Rings* and *The Hobbit*, featured characters of varying degrees of intelligence, including the now-legendary Thorin and his total inability to do anything other than sit down and sing about gold, or so it seemed. Certain characters were obviously essential to the completion of the game, like Elrond and his ability to read a map (and serve

lunch — Ed.), Gandalf's propensity for showing up in the most unlikely (but welcome) circumstances, Balin failing to make it onto Bullseye and guesting in a computer game, and a variety of inhuman opponents such as wargs and trolls.

How do we go about controlling them?

Back in Time

If you remember your *Colossal Cave* you'll no doubt recall the bear, a ferocious beast easily tamed with a morsel of food and, once freed from his golden chain, blessed with the ability to attach himself to you like a limpet and follow you around for days. Follow you onto the bridge, too, if you're not careful, sending you both plummeting downwards into a bottomless abyss while reaching for the orange smoke. Now something like that is relatively easy to program. Once the bear has been fed and the chain removed we could set a variable flag, BF for example, and then everytime we came round to the WHAT NOW prompt just check to see whether or not BF was set. If it was, then print up the message 'You are being followed by a large, tame bear,' but if it wasn't then don't print anything and just carry on as normal.

Character could be given to the bear quite easily. If, for instance, you dropped two things at the same time and the flag BF was set you could print 'As you drop the (whatever) the bear runs away, thinking you're throwing something at it. However, it soon calms down and returns to your side.' When you approach the bridge and the troll asks for his treasure (the original troll booth perhaps?), and provided once more that the bear flag is set, you would print up 'The troll screams at the sight of the bear and runs away shrieking. The bear starts to follow but soon comes back to your side again.' That way you solve the problem of the troll but still leave the player with the possibility of walking onto a rickety old bridge with an enormous animal by his side. The weight is more than the bridge can bear, of course.

Of Dwarves and Pirates

The dwarf and the pirate are similarly easy to program. Provided that the player's current position falls within a given range (can't have the dwarf leaping out from behind a rock in the well house) you could use the random function of your computer. Like this, for example:

```
IF (CP>10 AND CP<50) AND  
RND(100)>95 THEN DF=1
```

Here we set the dwarf flag, and program control could leap off somewhere and engage you in a duel with the dwarf. Checking for the pirate would follow the same sort of lines:

```
IF (CP>30 AND CP<40) AND  
RND(100)>98 THEN PF=1
```

and again you'd set the appropriate flag. Then, by whisking program control away somewhere you could check to see whether the player was carrying any treasures or not, and provided that he has removed them from him and let the bearded pirate carry them away to his treasure chest deep in the maze, with a yo ho ho and a bottle of rum thrown in for good measure. If he wasn't carrying any booty worth stealing then carry on as if nothing had happened.

But that is all (dare I say it) fairly straightforward stuff, and in the increasingly sophisticated adventures that we are now seeing the player is beginning to get used to ever more complicated scenes.

Other Characters

I once wrote a spoof version of *Colossal Cave*, called *Enormous Cave*. Looking back at that program I'm forced to say that I am terribly embarrassed by the parser that I used (so primitive by standards nowadays), but one thing that I'm most definitely not embarrassed by was the use of a character called Eddie. In the game you played the traditional role of exploring caves and finding treasures, although everything had been moved about and solutions to problems were not quite what they used to be, and during these explorations you bumped into Eddie. He was an underground dweller, a Neil of Young Ones fame really, who probably hindered more than helped, but was essential for the complete solving of the game. You could talk to him, ask him to do things, sometimes he followed you and sometimes not, depending on your behaviour, and overall he behaved like a hippy companion of the caves would be expected to behave. He was, in other words, an integral part of the adventure: the sort of person you'd move away from if you met them in the pub, but deep underground when there's no-one else around you have no choice in the matter.

This sort of character is reasonably easy to introduce into a game, but presumably you won't always want a demented hippy walking around and blundering through your adventure. Other, perhaps multiple, characters are just as useful, and could

also be added without any undue problems. Exactly what wort of character you use is obviously up to you and your adventure, but they do add to the game as a whole. It's hard enough in real life to walk through a town without meeting people leaping off buses and saying hello to you, so to wade for months through an unknown land facing unknown hazards in a maze of tunnels and corridors, without bumping into anyone, is pretty much well nigh impossible. Bit like shopping in Wigan, really.

Unfortunately for us the problems increase with the more characters that you have. A western adventure that I once did solved this problem by only making a couple of them into really intelligent chaps, giving you the ability to talk to them and ask them to do things, whereas the others just appeared and either shot at you, attempted to rob you, and whenever you asked them a question they pleaded deafness and walked away.

This isn't too hard to control, if you use a 'say' verb, as in "say to Wyatt Earp 'shoot the sherrif'". Then you could analyse the first part of the sentence, so that we know that the player wants to talk to Wyatt Earp, and if Earp is one of those characters who can sometimes be persuaded to do something we can use the parser again to work through the rest of the input contained within quotes and see whether or not Earp is going to obey your instructions. He

might or he might not, depending on how you've programmed him, whether or not he's got any bullets left, or any one of a collection of different parameters which will obviously vary from game to game.

If the character was one of those who would never do anything, you could just use a stock response like 'He looks at you as if you were mad, and walks away' or something like that, making sure that you then put said character into another location, so that if the player tried to talk to him again you could say 'Talking to yourself is a sure sign of madness', or whatever else you feel like telling the player when he's attempting to talk to someone who isn't there.

After this we just control all the rest of the characters in the game as if they were so many walls, doors, or othr inanimate objects. They do precisely what we tell them (like throwing axes or stealing treasures) and no more. This still gives them the illusion of reality without the player really knowing whether they are real or not. Obviously a dwarf throwing an axe or knife at you presents a real enough danger, but if he never does anything else then he can be more or less discounted from the rest of the game.

One simple trick that can be used in your games works as follows. I always try and have some kind of 'status line' on display, telling the player where he is, what his score is, how many moves he's had and

how much times is left, if it's a time-related adventure. To tell him where he is you obviously can't print the entire room description out as part of one line, so an enormous piece of prose about the inside of a stable might be reduced to 'just inside the stable door.' Then you can use this to print up either 'You are just inside the stable door', or 'Wyatt Earp is just inside the stable door', using the same piece of description for the different characters.

Dragon Adventures

We can then find out where everyone is in the game (perhaps an extended 'look' command) by using all these short room descriptions. Saves on memory and adds to the game, so it can't be all bad.

Conclusion

next month, in response to a few requests, we'll take a look at building up a verb or two, so that you can see how that is done. Other characters might come into it as well, so we'll try and cram as many awkward things in as possible, thus making it (in the long run) easier for you to enter your own verbs, I hope!

Anyway, that'll have to do for this month. Bye for now.

What's new from Prestons

We are pleased to offer our new range of disk games at Budget Prices

Kung Fu the Master £4.99

Copta Snatch £4.99

Double offer Temple of Doom and The Sword and the Sorcerer £4.99

Triple offer Ruba Robba, Perilous Pit, Desperado Dan £4.99

AND THERE ARE MORE TO COME

New on Cassette — a double feature Star Trek and Reversi £2.99

SPECIAL OFFERS THIS MONTH

Dragon Light Pen £12.95

Joystick Interface £4.95

Speedking Joystick £12.95

5¼" Disks D/S D/D 10 for £4.99

ALL PRICES INCLUDE P & P AND VAT.

Send now for our new catalogue

Meet us on Stand 3040 National Gallery Olympia at the P.C.W. Show

Trade only 23/24 Sept Public 25/27 Sept

R. & A. J. Preston

KINGS HALL COURT, ST. BRIDES MAJOR, MID. GLAMORGAN

Telephone: 0656 880965

THIS VOUCHER GIVES THE BEARER
30P OFF A £1.99 GAME OR 50P OFF ANY GAME OVER £2 AT THE P.C.W. ONLY.

DR61



EVERY so often a little letter comes along that deserves printing in full, and anything that can cheer me up on a Monday morning while at the same time capturing the spirit of the true adventurer who will succeed no matter what, is most definitely one of those letters. From Edward O'Leary, who resides in Exeter, we have (after the usual greetings):

"Yet another cry for help, only eight years to retirement and it looks as though I'll spend them all trying to solve: *Caverns of Doom*, *Vortex Factor*, *Syzygy*. Hint sheets would be much appreciated (SAE hopefully enclosed).

"I have completed several adventures, although my time at the keyboard is limited by a demanding family.

"Love the articles on adventure writing, you have inspired a dream. My adventure: it will depict a middle aged adventurer, desperately running away, pursued by his loving and ever increasing family/relatives. His mission: to find the 'silent room', wherein lies that which all computer adventurers seek ... 'TIME' ...

"It's early morning, the sun is ... AARGH ... the noise, the family is astir ...

"Yours frantically"

There is a PS, which for Edward's sake I think I'd better print, before his ever increasing family/relatives take umbrage. He does say "PS Love them all really!" I'll believe you, thousands wouldn't. I think any member of a family who has ever played adventures can easily sympathise with Edward.

But onto more specific Dragon stuff, with the offers of help in exchange for help. First of all we hear from a chap by the name of Gareth Loxton, or it could be Roxton, since he is obviously destined at some point in his life to be a doctor and has started his training by learning how to write indecipherably. Actually most of his letter's all right, it's just the name that led me astray, but fortunately for us all (since he's offering solutions to a variety of games) his address is perfectly legible, and he lives at the rather apt 1 Rambler Close, Walwayne Court, Trowbridge, Wiltshire BA14 9SL.

Send the usual SAE for help on any of the following games: *Mystery of the Java Star*, *Pettigrew's Diary*, *The Ring of Darkness*, *Shenanigans*, *Dragon's Mountain*, *Calixto Island*, *Keys of the Wizard*, *Don't Panic*, *Mansion Adventure* and *Jerusalem Adventure*. A few old friends in that lot, I think.

Actually Gareth is very self-deprecating, for in his letter he tells me that he recently bought 15 adventures for the Dragon and

after playing them for weeks he's only managed to solve ten of them. Good grief! 66 per cent success rate and the man's worried. I would refer to it as a major triumph, or Honda, to keep someone happy.

Having solved ten, we come to the five that he's stuck on, and once again a few old favourites are cropping up as per usual.

Backwards writing time again, which means that those nations that read from right to left will think that there's only a few words of common sense in the whole column, and the rest of it is an enormous clue for the world's biggest adventure. What do you mean, you think there's only a few words of common sense in it? Cheeky young pups. Anyway, onto *Vortex Factor*, where Gareth is stuck at opening the safe. Well, or should that be Ilew, presumably you haven't found the document with the combination on it, so (24/92/11 noitanibmoc) tne mucod teg, reward nepo, eciffo og to find out the secret. On the other hand if you have got the document and are being a bit on the esutbo side, then notianibmoc eht retne dna, tne mucod eht ta kool, eciffo eht og, and to do that you'll need to type laid nrut and enter the appropriate numbers from the document. Once open, you'll find a blue cartridge by efas kool, and aftr that you're on your own.

All touch typists should be made to take a course in backwards typing, it reduces my typing speed to absolutely nil.

Anyway, or yawyna, he also wants to know how to build the altar in *Black Sanctuary*, or alter as I believe Gareth has referred to it. Alter the altar, perhaps. Here we go. You will need to find the rood delian after you've found the remmah, which is tpyrc eht ni, and then using that you can sdraob teg, slian teg, slian llup. With the aid of the was, which is tfol eht ni, you can then ratla eht ekam and ratla pord in the crypt to continue on in the game. Phew!

Onto *Syzygy*, and a solution which will make you kick yourself. Gareth wants to know how to enter the airless corridor with a suit full of holes. Well, if you htaerb dlod and then rodirroc retne you'll be all right.

Problems with *Tanglewood* next, which people seem either to solve relatively easily or are completely and hopelessly lost. Alas for Gareth he is one of the latter type, and wants to know how to get out of Dwarf Dive. Well, since another problem of his is getting into Scharck Castle, I think we have a severe case of going about things the wrong way, here. I refuse to type all this in backwards, so if you don't want to know

anything about Dwarf Dive then put a card over the next paragraph and read on after that ...

Send Bruce into Dwarf Dive and press the button to reset the lifts. Bring him out through the northern exit/entrance and down on the lifts to get the whiskers. Bring him out via either the southern or northern exit and transfer the whiskers to Goliath and get him to wear them. Finally, to complete Dwarf Dive, send Goliath in, down on the lifts and ladders and then get archangel from the lowest mushroom and give archangel to Beanbag. This is hard to complete without getting caught so use the Hold and Quit commands quite often.

So there.

How to get into Scharck Castle? Similar sort of problem, you don't get in at all but get someone else to do it. Again, I'm not typing all this out backwards, so if you don't want to know, cover up the next paragraph.

Send Foghorn into Scharck Castle carrying the batteries (after eating and dropping the catmint) through the southern entrance. Get the Jammer and install the batteries and use the Jammer in the cellar, after moving the coal, to fuse the eye. Next, send Foghorn up to the fourth level (strange light) and get the key. Exit the castle through the western door and unlock the boathouse and get the net. Then send Foghorn into the castle and out through the eastern door and home.

And that sorts out the castle, courtesy of someone whom we will be coming to later, and whom it is probably impossible to write a column about Dragons without mentioning. You know your name.

But first, a cheery little letter on shockingly bright yellow paper, why has a wasp just entered my room, PANIC!!

Sorry, cheery little letter from S. Robinson in Denby Dale, West Yorkshire. Wrong side of the Pennines, but still. For once, not a whinge, whine or moan in sight, just information for yours truly. And I quote:

"I have recently completed *Trekboer* and have a few tips. To kill the spider put it in the room with the red button. But you must drug him with the capsule first. To get past the forcefield you must get the amulet and "WALK FIELD". If you want any more tips don't hesitate to ask. I have also finished *Mansion* and *Franklin's Tomb*. Yours sincerely."

This is the stuff, this is what they want, Compost Corner! Short and sweet, no mucking about, no requests for eight thousand help sheets, vocabulary lists, maps and complete solutions for every Dragon

adventure ever written, just concise and to the point. Aw!

Besides, anyone who can spell "capsule" as "capsual" deserves a mention.

Okay, okay, nearing the end and Simon Hargrave appears yet again. This is because, bless his word processor, I've just received a rather long letter from him, the sort of thing that if Moses had been given the choice between posting this and carting two enormous tablets of stone with the Ten Commandments engraved on them down a mountain, we'd still have the Ten Commandments and I would not have seen this letter. What is the boy doing, then?

I was going to say that he was being extremely prolific, but according to my dictionary the origin of the word lies with our Latin friends and means, literally, to make offspring. Since the example quoted is "my pet hamsters were so prolific that they soon needed a larger cage" (my hovercraft is full of eels, I know) I think I'll just say that he's been writing a lot of Dragon adventures, so if any of you lot out there are feeling adventure starved, here's a quick resume.

Starcrash I've already mentioned in a previous column, and following on from that we have part two of the saga, called *The King's Quest*. Here we're set on earth in the twelfth century wandering around a castle at the mercy of a Mad King. Charming.

The Meaning of Life (hello, hello) sees you in control of four characters who can work in various states, either normal, asleep, waiting and dead. Mobile creatures and real-time adventures eh?

The latest one Simon refers to as a 'monster' adventure, with around 200 locations and a full English parser if he can fit it

into the memory. Hmm. He describes it as being a bit like a science fiction *Madness and the Minotaur*, so if it can live up to that it should really be rather good. More details on this, and the rest, as and when Simon sends them on to me, but if you feel like diving in blind and buying one it'll set you back £5.00, available from the lad himself, Simon Hargrave, at Crawley Hill Farm, Uley, Dursley, Gloucestershire GL11 5BH. This includes the usual post and packing, by the way.

As well as writing all this lot, he has an extremely comprehensive list of solutions to adventures (apart from Scott Adams ones, which he says he can't stand!), so by sending him 20p and an SAE he'll send you back the required solution. Presumably he also has a list of all the solutions on offer, but since he neglected to mention this all important fact you'd better write and ask for one.

For some reason he's given me a few tips

on some of his own adventures, but since I haven't seen them yet, and you probably haven't either, I think we'll skate quickly on to the end of this month's column and a saga that could go on, and on, and ...

Two issues ago I mentioned a magazine called *Adventure Contact*, published up her in Wigan by Pat Winstanley. Last issue I brought the sad news of its demise. Now, it has re-appeared again, with a different editor at the helm. Name and address if you want to send off for a sample copy (£1.00 I believe) of this interesting, though not Dragon specific, look at the world of adventures is Colin Page, Kingfisher Restaurant, 91 Palmerston Road, Boscombe, Bournemouth BH1 4HP. Yes, Kingfisher Restaurant, which makes me think of something that's a cross between the Restaurant at the end of the Universe and Fawley Towers, but we shall see.

Okay chaps and chappesses, that's all for now. Bye.

Adventure Contact

To help puzzled adventurers further, we are instituting an Adventure Helpline — simply fill in the coupon below, stating the name of the adventure, your problem and your name and address, and send it to Dragon User Adventure Help-

line, 12/13 Little Newport Street, London WC2H 7PP. As soon as enough entries have arrived, we will start printing them in the magazine.

Don't worry — you'll still have Adventure Trial to write to as well!

Adventure

Problem

.....

Name

Address

.....

CLASSIFIED ADS

DRAGON 64, Joysticks, printer, leads, Alldream cartridge. Books, manuals, magazines, games and educational software £75 ONO. Tel: 0742 873460.

Shropshire TF1 19HN. More information available at above address if required.

DISC INTERFACE cartridges for the Dragon: Dragon dos, scottdos, delta, or as desired. Cartridges (new and tested), all £55 inclusive. connectors,

drives and printers available. Send cheque (or long sae for info.), to: Pro-Tech Systems (GB), 25 Pelican Rd. Pamber Heath, RG26 6EN.

DRAGON TAPED ARTICLES reviews graphics french test program. You could win Jerusalem adventure II or a Cuthbert game all on cassette just send £1.50 cheque/PO payable to A.R. Hopkins to Dragon Taped, Common Farm, Shifnal, Shropshire, TH1 19HN.

SUPERB WPS. 64 characters per line display. Wysiwyg, Auto repeat, Word Wrap, Bell, Insert, Delete, Centre, Blocks, Window, etc. 20 Redefinable printer functions. Fast M/S routine. Dragon-dos. £18 Sibthorpe, High Green The Drive, Belmont, Surrey, 01-643 8804.

LOOK! Dragon pokes & cheats for over 70 Dragon games — four pages long! Also adventure help for over 30 Dragon adventures — five pages long! Only 50p + s.a.e. each: C. Vollbracht, 110 Alpine Rise, Styvechale Grange, Coventry CV3 6NR.

DRAGON TAPED The new magazine on cassette out now. Send £1.50 cheque/PO payable to A.R. Hopkins to Dragon Taped, Common Farm, Shifnal,

HERE'S MY CLASSIFIED AD.
(please write your copy in capitals on the lines below)

Name

Address

..... Tel:

CLASSIFIED ADVERTISING RATE: LINE BY LINE 35p per word.

Please cut out and send this form to: Classified Department, Dragon User, 12-13 Little Newport St, London WC2H 7PP.

All around the square

When is a triangle a tetrahedron? Gordon Lee figures it out.

HOW many squares are there on a standard chessboard? I don't mean just the 64 small squares, but squares of a larger size as well. For example, there are larger squares which are made up of four of the smaller squares, and so on. And don't forget the single large square which encloses the complete board and which measures eight units along its edge.

If you manage to work that out, what about including rectangles as well as squares — and what about grids of a larger order than the 8 x 8 of the chessboard? Fortunately, there are mathematical formulae which can save us the bother of actually counting them by inspection. The total number of rectangles (including squares) is given by

$$\frac{(n^2 + n)^2}{4}$$

of which

$$\frac{2n^3 + 3n^2 + n}{6}$$






are squares, and

$$\frac{3n^4 + 2n^3 - 3n^2 - 2n}{12}$$

are rectangles (*not* including squares). In these expressions the value n is the order of the grid in question — so this would be equal to 8 in the case of a chessboard.

From these formulae we can readily

determine that in the problem quoted there are a total of 1296 rectangles, of which 204 are squares and 1092 are not. Clearly, for any value of n , the total given by the first expression must be equal to the sum of the other two totals.

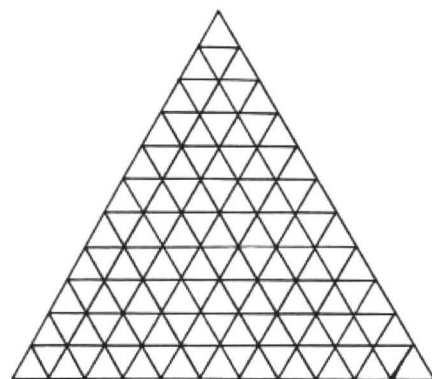
		$n=8$
	$n(n+1)/2$	36
	n^2	64
	n^3	512
	$n(n+1)(n+2)/6$	120
	$n(n+1)(2n+1)/6$	204

A similar problem relates to a triangular lattice. This is taken from a puzzle book of the last century and asks for the total number of triangles which can be found. This is a more difficult problem than the one of the squares, not least because there are also triangles which point downwards as well. Once again, there is a mathematical expression which comes to our rescue!

$$\frac{n(n+2)(2n+1)}{8}$$

In this formula, if the value of n is odd, the division by eight does not come out exactly, so in this case ignore the remainder. So, in the diagram, which is of order 11, there are 411 triangles to be found.

Formulae can also be of great help when dealing with the 'figurate' numbers, reference to which is frequently made of these pages. The five principal figurates are triangular, square, cubic, tetrahedral, and pyramidal numbers, and by using the formulae given the n th term of any of the series can be easily found. The table gives the formulae for these figurates and, as an example, the value when $n=8$.



Problems are often found in which it is necessary to find values which belong simultaneously to two of the categories of figurate numbers. For example, what is the smallest number (not including 1) that can be both triangular and square? The answer is 36, this being the eighth triangular number and the sixth square number. There are an infinite number of triangular/square numbers but 36 is the smallest, and this forms the basis of the competition this month. Complete the grid so as to indicate the first *three* terms which match up in each of the pairs of categories as shown. We have started you off with the 36 in space (a). Note that we are **not** including 1 in any of the sections. Also, in section (e) we only require *two* values (there are only two!), and in section (f) only one as there is only one value that is both square and pyramidal.

Triangular	(a) 36	X	(b)	(c)
			(d)	(e)
Square				(f)
			X	X
Cubic				
Tetrahedral				?
Pyramidal				

Don't bother trying to fill in the other boxes. Those marked with an 'X' have been proved to be impossible. As for the box marked '?', although the existence of such a number has not been disproved, if one exists it will be so enormously large that it will fall outside the requirements of even these competitions!

Prize

Chuckie Egg and Screaming Abdabs have been around so long, and played so much (see the ongoing palaver in the hi-score corner...) that they have attained almost legendary status.

In keeping with *Dragon User's* status as a legend in its own write, we have collared Computape (also a legend, of course) into putting aside a bundle of both games for the winners of this month's comp. So state your preference — y'never know, you might get it.

Rules

First, complete your grid. Secondly, print it out, along with any program notes you wish to include. Third, enclose said grid and printout in an envelope, along with your name and address, mark the whole caboodle OCTOBER COMPETITION, and send it to us here.

But not before completing the tiebreaker! To do that thing, peruse the sentence "I go to work on an egg because..." and send it along. We may put you to work on an egg...

July winners

Now, everyone knows that these competitions are judged entirely on the correctness of the solutions, the elegance of the programming and the ingenuity of the

entrants' excuses for not getting it in till the last moment — but it never hurts to have a wizard tiebreaker as well! Few folk had any trouble solving the MUSIC MAKER problem, but some real raspberries were blown upon the English language, of which some of the best were:

Bits and PCs by the Dave Clark 101₂ (Dave Lardner)

We're All Going On A Summer Holiday by Buster Blackpool (Rachel Hart, all written out in music...)

It's So Easy by The Winners and *How Do You Do It* by The Losers (and most of our other contributors as well (Fred Taylor)

Supercalifragalisticexpialidocious by S.N.Error (John Smallwood)

503rd Symphony by Nockanuva Tunov (Richard Long)

and a very special mention for *Sweet Sixteen* by ex Emma d'Essimal (Fred Willers).

The ten best overall entries will be getting copies of John Penn Software's *Music Maker*, and the next ten will get £3.00 discount vouchers from the Penns. Stay tuned!

Solution

This month's solution is, we believe, on the opposite page.

The Answer

This is Gordon Lee's own
solution to the June competition
see page 24 for results

ANSWER: There are two possible
substitutions for MUSIC MAKER:

13924 and 15876

or

23716 and 29584

Solution: As there are nine *different* letters
in the words MUSIC and MAKER each of
the nine digits (1 to 9) must be used on a
one-to-one substitution. First of all we need
to find all perfect squares which consist of
five different digits, then we need to select
possible pairs from this list.

These possible values are computed in
the loop 'N'. Each value in the range 112 to
314 is squared in turn, and the resulting
value is placed in the string variable S\$
(line 140). Because of the 'leading' space
placed in this string when the computer

creates a string variable from a numeric
variable, this extra character is removed
using the MID\$ command. The remaining
five digits are then tested, first to see if a
zero is present (lines 160 to 180), and then
to check that all five digits are different
(lines 200 to 220). A flag (FL) is set initially
to zero for each test and is raised to 1 if
either a zero or a duplicate digit is found.
Values which pass both tests are then
stored in the array A\$().

This array is originally dimensioned to a
size of 50 units, although in fact, only 42
numbers are eventually stored. Once this
array is filled the program cross-checks the
values that it contains for suitable pairs. To
satisfy the terms of the question each pair
of numbers should start with the same

number (as both words commence with
the letter 'M'), while all other digits should
be different. The program takes each unit
of the array in turn and compares with it all
those values which are to be found further
down the list (lines 280 to 290).

First, line 300 checks that both numbers
commence with the same digit. Then all
possible values are combined into variable
Y\$. This variable contains the whole of the
first number and the last four characters of
the second number. The final test (lines
330 to 350) checks to see that each of the
nine digits contained in the string are dif-
ferent from each other. Those pairs that
pass this test are then printed out.

This results in the two pairs of values
given.

```
>
5 CLEAR 500
100 DIM A$(50)
110 T=1
120 FOR N=112 TO 314
130 S=N*N
140 S$=STR$(S):S$=MID$(S$,2)
150 FL=0
160 FOR F=1 TO 5
170 IF MID$(S$,F,1)="0" THEN FL=1
180 NEXT F
190 IF FL=1 THEN 240
200 FOR F=1 TO 4:FOR G=F+1 TO 5
210 IF MID$(S$,F,1)=MID$(S$,G,1) THEN FL=1
220 NEXT G:NEXT F
230 IF FL=0 THEN PRINT N;" ";S$:A$(T)=S$:T=T+1
240 NEXT N
250 T=T-1
260 PRINT:PRINT"REPORT-No of Variables:";T
270 PRINT:PRINT"CROSS-CHECKING:"
280 FOR P=1 TO T-1:FOR Q=P+1 TO T
290 Y$=A$(P):Z$=A$(Q)
300 IF LEFT$(Y$,1)<>LEFT$(Z$,1) THEN 370
310 Y$=Y$+MID$(Z$,2)
320 FL=0
330 FOR F=1 TO 8:FOR G=F+1 TO 9
340 IF MID$(Y$,F,1)=MID$(Y$,G,1) THEN FL=1
350 NEXT G:NEXT F
360 IF FL=0 THEN PRINT A$(P);" ";A$(Q)
370 NEXT Q:NEXT P
```

JOHN PENN DISCOUNT SOFTWARE

RADIO SHACK CARTRIDGES

FOR THE DRAGON AND TRS 80
BRIDGE TUTOR
GRAPHICS PACK
HANDY MAN
ROMAN CHECKERS

CASSETTE GAMES

FOOTBALL MANAGER (Addictive) £4.00
NUMEROLOGY (Occult) £5.00
THE 13TH. TASK (text adv.) (Arc) £3.00
COLOSSAL ADVENTURE (text adv.) (Cowan) £5.00
HARE RAISER double pack (gr. adv.) (Haresoft) £4.00
SUNKEN CITY (gr. adv.) (Slik) £4.00
PREDICTOR (Benley) £4.00
TIM LOVES CRICKET (Peaksoft) £4.00
SAS (Peaksoft) £2.00
PHOTO FINISH (Peaksoft) £2.00
BACK TRACK (Incentive) £3.50
MANIC MINER (Software Projects) £3.50
DOMINOES (Oasis) £3.00

BARGAIN BASEMENT

£1.50 each; five for £6.00; ten for £10.00

Please give at least two alternatives if possible
GOLF: CHOCOLATE FACTORY: CITY DEFENCE: UXB:
DONT PANIC: OSSIE: MINED OUT: NORTH SEA OIL:
DETECTIVE: DRAGON TREK: SUPERSPY: SURPRISE:
ALIEN ODESSY: STOCKMARKET: GRID RUNNER: NIGHT
FLIGHT: MINIGAMES: PICTURE PUZZLE: CELLS &
SERPENTS: DRAG RUNNER: FLIPPER: ULTIMATE:
ADVENTURE: PETTIGREW'S DIARY: TRANSYLVANIAN
TOWER: LEGGITT.

UTILITIES/BUSINESS SOFTWARE

OS9 programs for use with OS9 Operating System, disc
drive(s) and Dragon 64.

DYNACALC. BASIC 09 £21.00 each
'C' COMPILER £27.00
R.M.S. £20.00
PASCAL, CASH BOOK & VAT, STOCK RECORDING £19.00 each

10% discount if 3-4 programs ordered; 20% discount if more than 5 ordered.

MANUALS

Cash Book & VAT; Stock Recording; Pascal; Basic 09. £2.50 each

BASIC 42; disc (Harris) for use with 64. £14.95
+ HELP UTILITY £5.00 + SPOOL UTILITY £5.00
(Please state whether SuperDos or DragonDos)
MONEYBOX: disc (Harris) £13.50
SHAREBOX, MAILBOX, ORDERBOX, (Harris) £15.50 each
SALESBOX, BILLSBOX, CASHBOX, STOCKBOX (Harris) £18.50 each
(SuperDos or DragonDos)
SOURCEMAKER (Pamcomms) cass. £8.00
DISK-KIT (Pamcomms) £10.00
HI-RES-TEXT (Cartwright) £3.00
SHAPER (Shards) — sound utility £3.00
PERSONAL BANKING SYSTEM (Hilton) £9.95
UTILITIES 1, DISASSEMBLER, (Hilton) £5.00 each
MUSIC MAKER (Maken) £5.00
MAILER/ADDRESS BOOK (MST) cass. £2.50
STOCK CONTROL (MST) cass. £2.50

EDUCATIONAL CORNER

Dragon Data series: NUMBER PUZZLER: CIRCUS £2.00 each or two
ADVENTURE. for £3.00

Shards/Cambrian/Tiger software TIGER GRAND PRIX, £1.50 each or three
FUN TO LEARN, FAMILY PROGRAMS, MONSTER for £3.00
MATHS, SNOW QUEEN, QUIZ PACK: INFANT PACK.

Ampalsoft (Cheshire Cat series) MATHS 'O' LEVEL: £3.50 each or two
MATHS LEVEL I (4-6 yrs.), MATHS LEVEL II (6-7 yrs.), for £6.00
SUPERSPY, BASIC TUTOR — BEGINNERS' LEVEL,
ADVANCED LEVEL.

Dragon Educational Series: NUMBER CHASER £2.00

PERIPHERALS

2nd hand floppy discs 50p each
SAM chips (74LS783) £15.00 each

HOW TO ORDER

Write to us (or phone with an Access order) quoting the title, publisher and medium
(where relevant) of the programs you would like. Please include 50p for
postage/packaging on single orders, and 75p for two or more items ordered.
Postage to Europe is £3.00 and £6.00 to rest of world.

We try to despatch within 24 hours, but allow up to 21 days for delivery if necessary.
Cheques/postal orders made payable to **JOHN PENN DISCOUNT SOFTWARE**.

JOHN PENN DISCOUNT SOFTWARE, DEAN FARM COTTAGE, KINGSLEY, BORDON, HANTS. GU35 9NG.

Tel. Bordon (04203) 5970

For all your Dragon hardware requirements contact

PEAKSOFT,

48 QUEEN ST., BALDERTON, NEWARK, NOTTS. NG24 3NS. Telephone. 0636 705230



DR55

TURBOCHARGE YOUR DRAGON:

With our great value hardware and software:

BASIC 42

Extended BASIC for the Dragon 64

For DragonDOS (please state version) £14.95

Run your Dragon in 64K mode, while retaining BASIC
and DOS. Print on hi-res screen, using standard
PRINT commands, and a screen layout of 24 rows of
42 columns. Other features include:

Alternative, redefinable character sets, control key for
special characters, repeating keys, and commands in
lower case, windows, CATCH command for automatic
return to window, inverted video (green on black/black
on green), true underlining and extra PRINT commands
and functions.

LIBRARY lists commands and functions. Automatic
startup of BASIC program. TEXT command for software
compatibility. Still 23335 bytes free to BASIC. Patches for
DragonDOS 1.0. Can load in extra UTILITIES from disk:

HELP UTILITY £5.00
Extensions to BASIC 42 include change cursor
character, scroll disable, pause listing, BREAK disable,
improved TRON (allows single stepping), Detailed help
and error messages.

SPOOL UTILITY £5.00
Use computer while printing. 35K print buffer TYPST
program turns Dragon into typewriter.

NEW FOR '87:

ICONS UTILITY £5.00
Put icons in your program! Controlled by cursor or
"mouse". Commands to define, clear, load and save icon
positions and windows.

STRUCTUR UTILITY £5.00
Another first! Structured BASIC on the Dragon! Allows
named procedures, improved loop controls by WHILE...
WEND, and REPEAT... UNTIL etc.

DOS UTILITY £5.00
Make friends with your DOS! Enter all the main DOS
commands, plus LIST, EDIT etc, and select files by
cursor or "mouse".

WHAT THEY SAY ABOUT BASIC 42:

"probably the best step so far" ... Dragon User

"an invaluable utility" ... Dragon Update

HARDWARE

Memory Upgrades FROM £35.00
Superdos Cartridge £75.00
Cumana Disk drives FROM £140.00
Superdos controller (chip only) £10.00
Peaksoft joystick (ideal "mouse") £5.50

DISK SOFTWARE FOR DRAGON 32/64/128 WITH DRAGONDOS/CUMANA DOS 2.0

Pixie (Mindsoft) £14.95
Icon-driven drawing program. Requires joystick.

DSKDREAM (Grosvenor) £19.95
The standard Dragon Editor/Assembler

D.R.S (Grosvenor) £9.95
Machine code database program

SOURCEMAKER (Pamcomms) £8.50
Disassembler for use with DSKDREAM

DISK-KIT (Pamcomms) £9.95
Sort out your disk problems

Cheques/P.O.'s/Further details/dealer enquiries to:

MACGOWAN SOFTWARE

PRINTER CONTROL* FROM £19.95
A text AND graphics processor

DUMPER* FROM £5.45
Relocatable screen dump program

COLOR PRINT* FROM £6.50
PMode 3 screen dump program

* * * NEW * * *

STARLITE LIGHTPEN S/W* CASS £7.00
Upgrade includes screen dump DISK £8.00

MONITOR/ASSEMBLER* CASS £12.00
Printer orientated DISK £15.00

*Prices vary according to printer: please specify.

MONEYBOX (Harris) £14.99
Home and small business accounts

MAILBOX (Harris) £16.99
Selective mailing list program

SHAREBOX (Harris) £16.99
Manage your stocks and shares'

SALESBOX (Harris) £19.99
Balance B/F Sales Ledger'

BILLSBOX (Harris) £19.99
Balance B/F Purchase Ledger

CASHBOX (Harris) £19.99
Double-entry Nominal Ledger

STOCKBOX (Harris) £19.99
Full-featured Stock Control

ORDERBOX (Harris) £16.99
Invoicing linked to Sales or Stock

HARRIS MICRO SOFTWARE

49 Alexandra Road, Hounslow, Middlesex, TW3 4HP Tel: (01) 570 8335

DR57